Mode:	802.11 b(11Mbps) Transmitting	Channel:	2412
Remark:	AV		

Test Graph

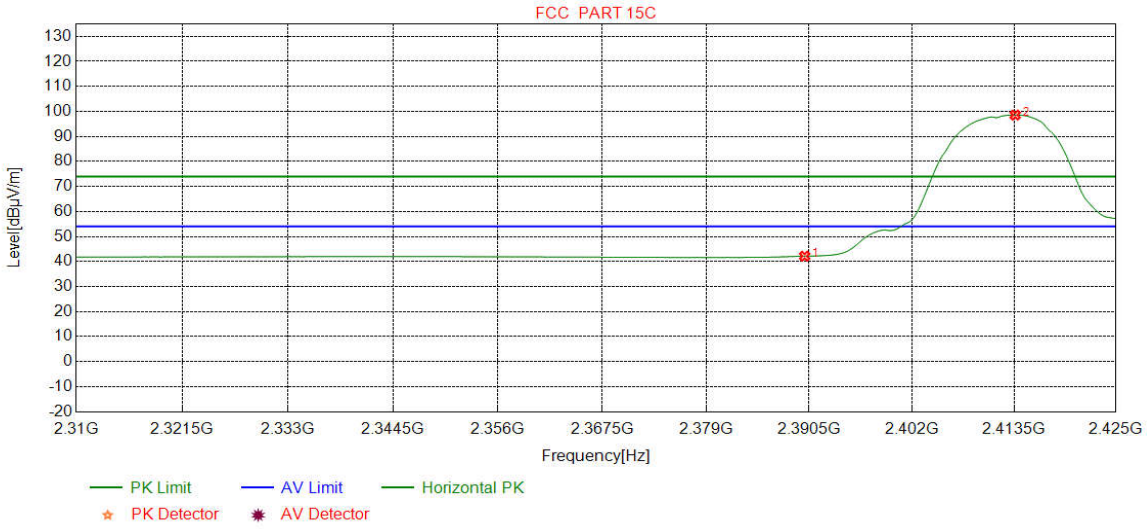

NO	Freq. [MHz]	Ant Factor [dB]	Cable loss [dB]	Pream gain [dB]	Reading [dBµV]	Level [dBµV/m]	Limit [dBµV/m]	Margin [dB]	Result	Polarity
1	2390.0000	32.25	13.37	-42.44	38.95	42.13	54.00	11.87	Pass	Horizontal
2	2413.6295	32.28	13.36	-42.43	95.32	98.53	54.00	-44.53	Pass	Horizontal

Mode:	802.11 b(11Mbps) Transmitting	Channel:	2412
Remark:	AV		

Test Graph

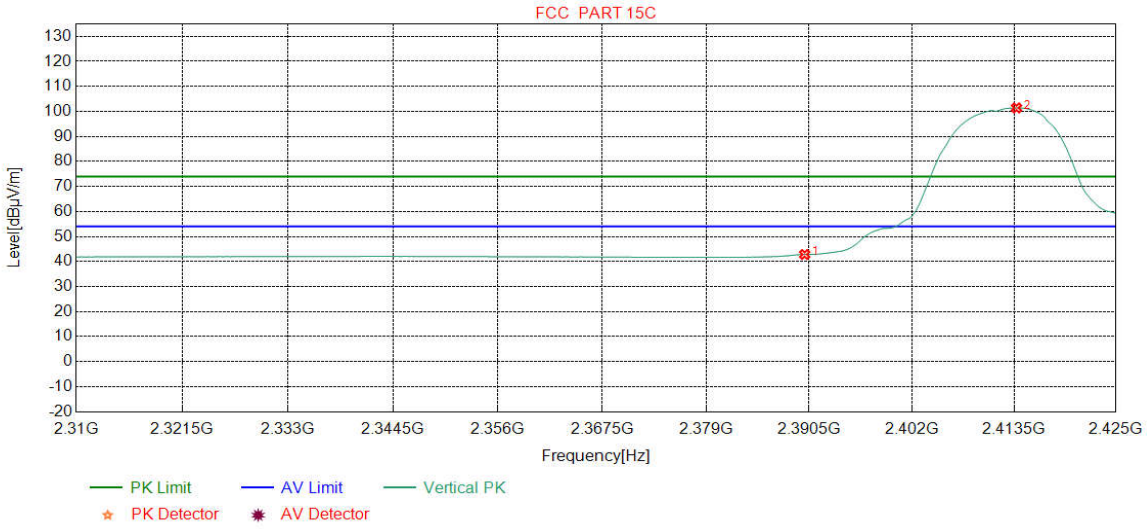

NO	Freq. [MHz]	Ant Factor [dB]	Cable loss [dB]	Pream gain [dB]	Reading [dBµV]	Level [dBµV/m]	Limit [dBµV/m]	Margin [dB]	Result	Polarity
1	2390.0000	32.25	13.37	-42.44	39.64	42.82	54.00	11.18	Pass	Vertical
2	2413.7735	32.28	13.36	-42.43	98.18	101.39	54.00	-47.39	Pass	Vertical

Mode:	802.11 b(11Mbps) Transmitting	Channel:	2462
Remark:	PK		

Test Graph

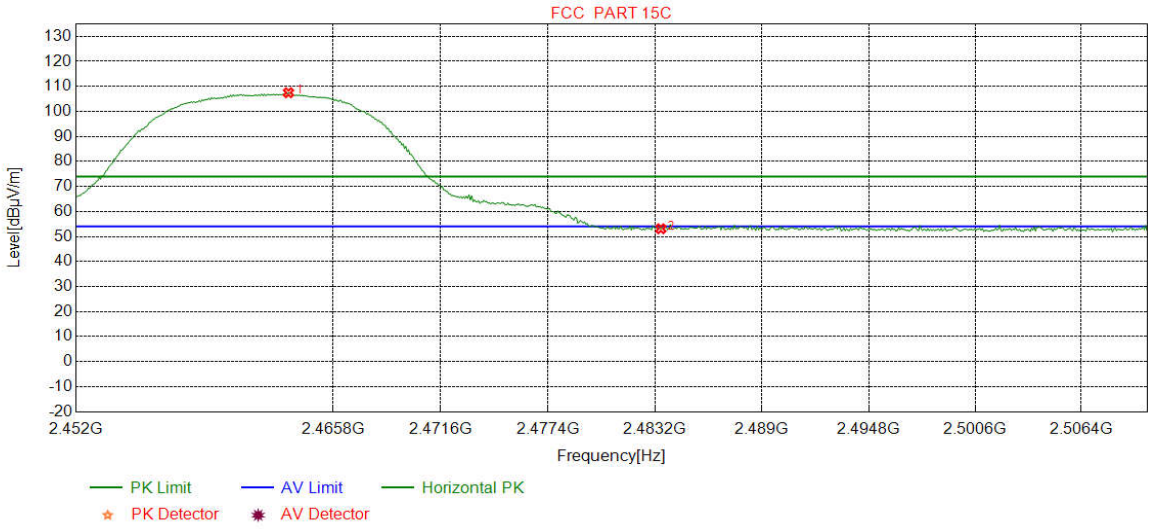

NO	Freq. [MHz]	Ant Factor [dB]	Cable loss [dB]	Pream gain [dB]	Reading [dBµV]	Level [dBµV/m]	Limit [dBµV/m]	Margin [dB]	Result	Polarity
1	2463.3967	32.35	13.47	-42.41	104.06	107.47	74.00	-33.47	Pass	Horizontal
2	2483.5000	32.38	13.38	-42.40	49.74	53.10	74.00	20.90	Pass	Horizontal

Mode:	802.11 b(11Mbps) Transmitting	Channel:	2462
Remark:	PK		

Test Graph

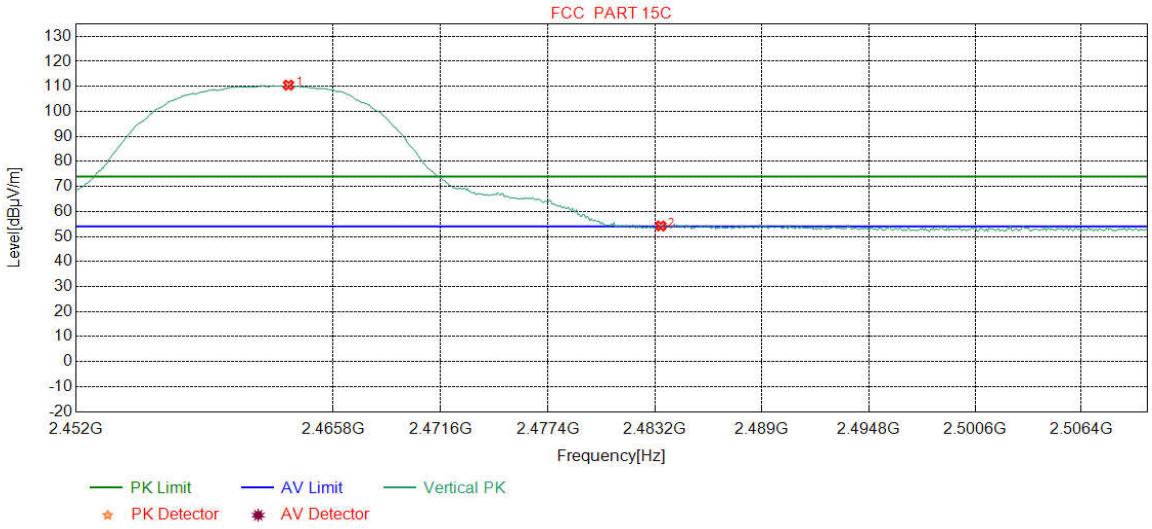

NO	Freq. [MHz]	Ant Factor [dB]	Cable loss [dB]	Pream gain [dB]	Reading [dBμV]	Level [dBμV/m]	Limit [dBμV/m]	Margin [dB]	Result	Polarity
1	2463.3967	32.35	13.47	-42.41	107.11	110.52	74.00	-36.52	Pass	Vertical
2	2483.5000	32.38	13.38	-42.40	50.85	54.21	74.00	19.79	Pass	Vertical

Mode:	802.11 b(11Mbps) Transmitting	Channel:	2462
Remark:	AV		

Test Graph

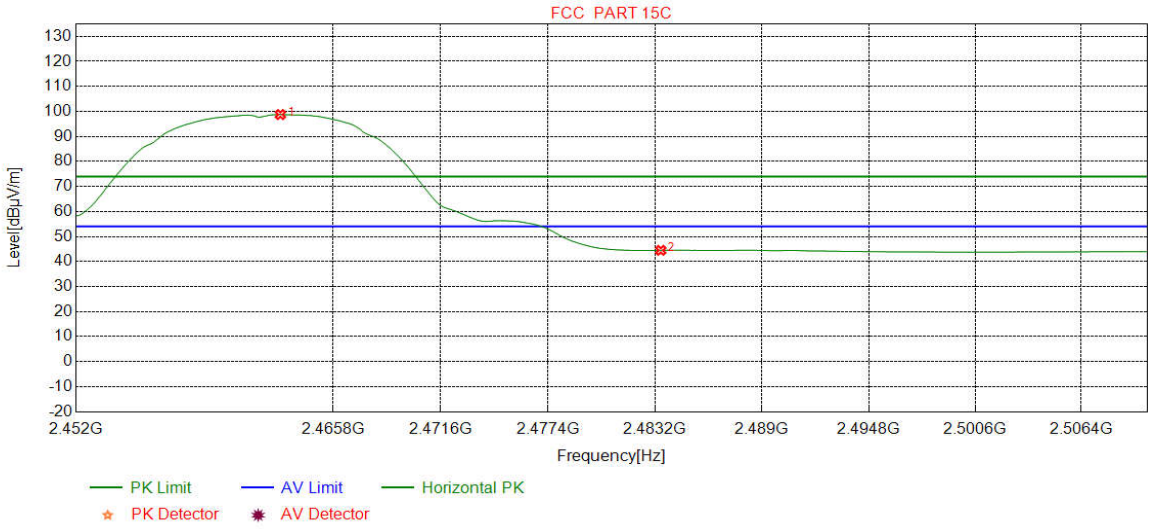

NO	Freq. [MHz]	Ant Factor [dB]	Cable loss [dB]	Pream gain [dB]	Reading [dBμV]	Level [dBμV/m]	Limit [dBμV/m]	Margin [dB]	Result	Polarity
1	2462.9612	32.35	13.47	-42.41	95.33	98.74	54.00	-44.74	Pass	Horizontal
2	2483.5000	32.38	13.38	-42.40	41.11	44.47	54.00	9.53	Pass	Horizontal

Mode:	802.11 b(11Mbps) Transmitting	Channel:	2462
Remark:	AV		

Test Graph

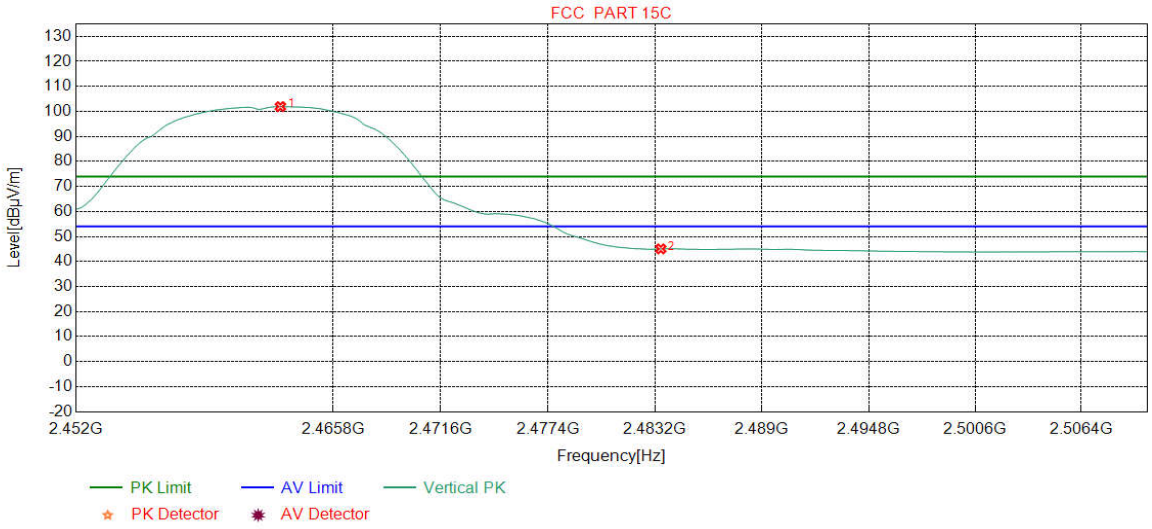

NO	Freq. [MHz]	Ant Factor [dB]	Cable loss [dB]	Pream gain [dB]	Reading [dBµV]	Level [dBµV/m]	Limit [dBµV/m]	Margin [dB]	Result	Polarity
1	2462.9612	32.35	13.47	-42.41	98.51	101.92	54.00	-47.92	Pass	Vertical
2	2483.5000	32.38	13.38	-42.40	41.70	45.06	54.00	8.94	Pass	Vertical

Mode:	802.11 g(6Mbps) Transmitting	Channel:	2412
Remark:	PK		

Test Graph

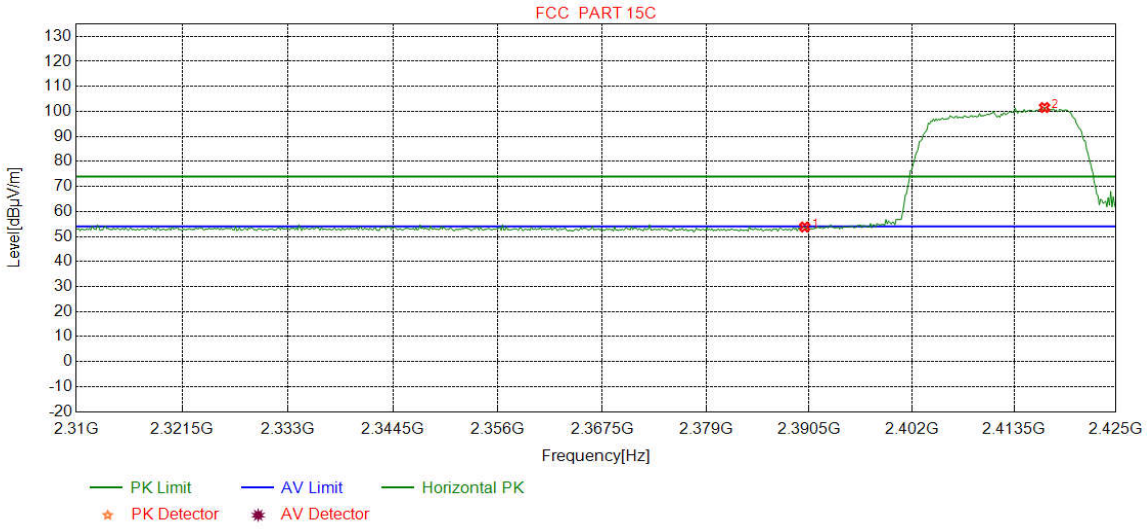

NO	Freq. [MHz]	Ant Factor [dB]	Cable loss [dB]	Pream gain [dB]	Reading [dBµV]	Level [dBµV/m]	Limit [dBµV/m]	Margin [dB]	Result	Polarity
1	2390.0000	32.25	13.37	-42.44	50.60	53.78	74.00	20.22	Pass	Horizontal
2	2416.9399	32.28	13.38	-42.42	98.31	101.55	74.00	-27.55	Pass	Horizontal

Mode:	802.11 g(6Mbps) Transmitting	Channel:	2412
Remark:	PK		

Test Graph

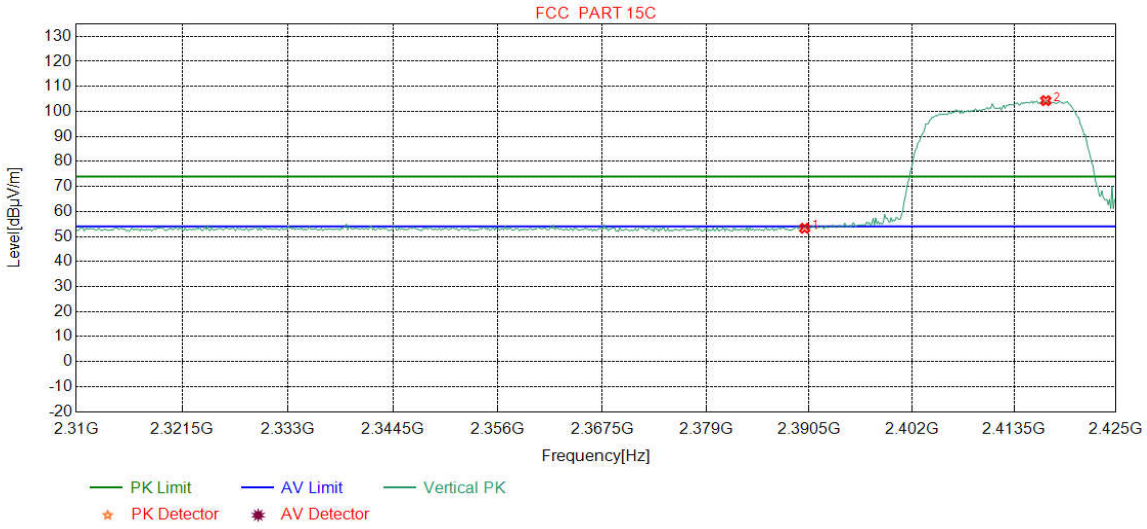

NO	Freq. [MHz]	Ant Factor [dB]	Cable loss [dB]	Pream gain [dB]	Reading [dBµV]	Level [dBµV/m]	Limit [dBµV/m]	Margin [dB]	Result	Polarity
1	2390.0000	32.25	13.37	-42.44	50.11	53.29	74.00	20.71	Pass	Vertical
2	2417.0839	32.28	13.38	-42.42	101.06	104.30	74.00	-30.30	Pass	Vertical

Mode:	802.11 g(6Mbps) Transmitting	Channel:	2412
Remark:	AV		

Test Graph

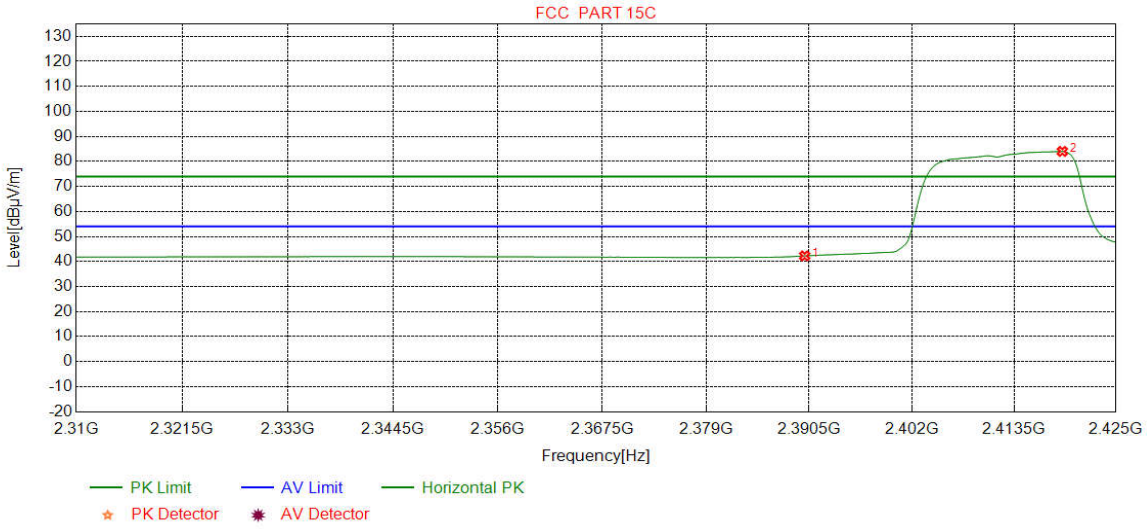

NO	Freq. [MHz]	Ant Factor [dB]	Cable loss [dB]	Pream gain [dB]	Reading [dBµV]	Level [dBµV/m]	Limit [dBµV/m]	Margin [dB]	Result	Polarity
1	2390.0000	32.25	13.37	-42.44	39.07	42.25	54.00	11.75	Pass	Horizontal
2	2418.9549	32.29	13.39	-42.43	80.77	84.02	54.00	-30.02	Pass	Horizontal

Mode:	802.11 g(6Mbps) Transmitting	Channel:	2412
Remark:	AV		

Test Graph

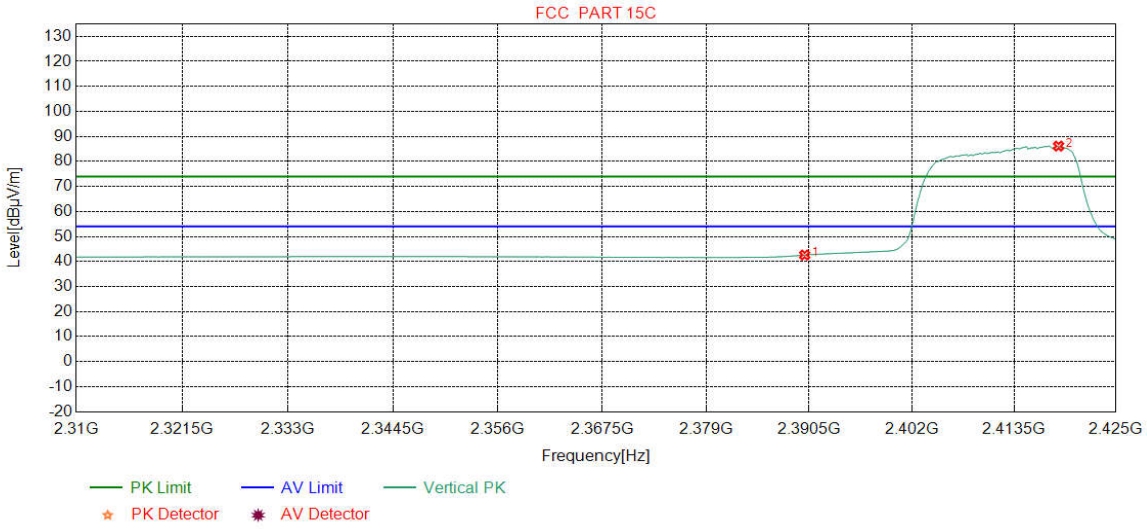

NO	Freq. [MHz]	Ant Factor [dB]	Cable loss [dB]	Pream gain [dB]	Reading [dBµV]	Level [dBµV/m]	Limit [dBµV/m]	Margin [dB]	Result	Polarity
1	2390.0000	32.25	13.37	-42.44	39.43	42.61	54.00	11.39	Pass	Vertical
2	2418.5232	32.29	13.39	-42.43	82.88	86.13	54.00	-32.13	Pass	Vertical

Mode:	802.11 g(6Mbps) Transmitting	Channel:	2462
Remark:	PK		

Test Graph

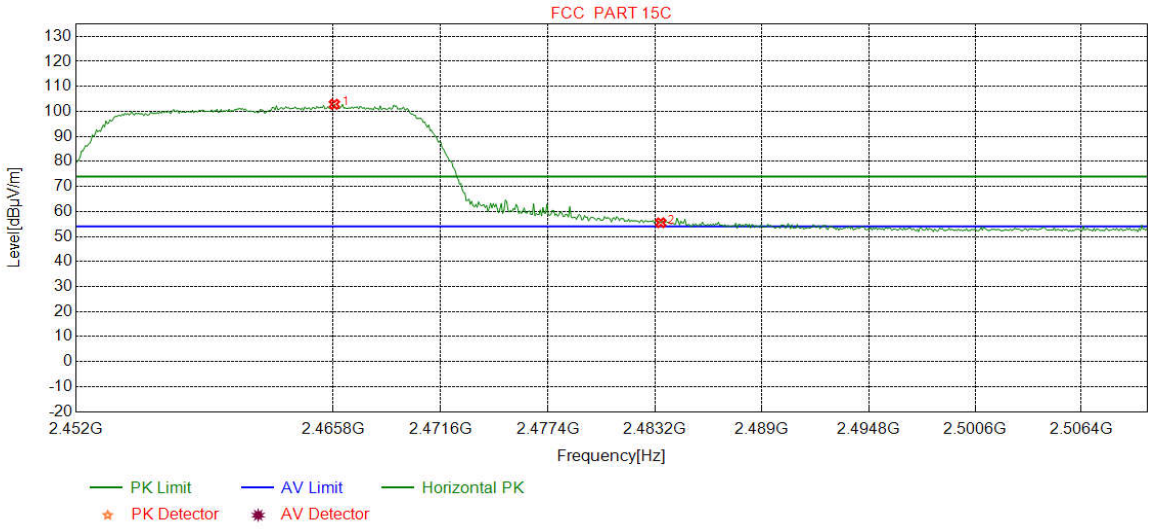

NO	Freq. [MHz]	Ant Factor [dB]	Cable loss [dB]	Pream gain [dB]	Reading [dBµV]	Level [dBµV/m]	Limit [dBµV/m]	Margin [dB]	Result	Polarity
1	2465.8648	32.35	13.46	-42.41	99.45	102.85	74.00	-28.85	Pass	Horizontal
2	2483.5000	32.38	13.38	-42.40	52.14	55.50	74.00	18.50	Pass	Horizontal

Mode:	802.11 g(6Mbps) Transmitting	Channel:	2462
Remark:	PK		

Test Graph

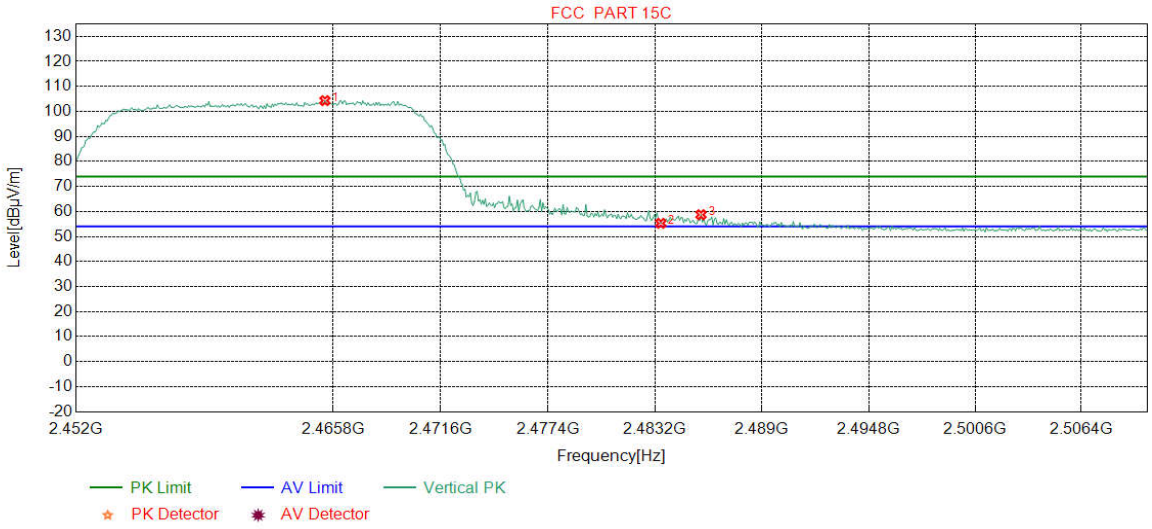

NO	Freq. [MHz]	Ant Factor [dB]	Cable loss [dB]	Pream gain [dB]	Reading [dBμV]	Level [dBμV/m]	Limit [dBμV/m]	Margin [dB]	Result	Polarity
1	2465.3567	32.35	13.46	-42.40	100.90	104.31	74.00	-30.31	Pass	Vertical
2	2483.5000	32.38	13.38	-42.40	51.91	55.27	74.00	18.73	Pass	Vertical
3	2485.6821	32.38	13.37	-42.40	55.37	58.72	74.00	15.28	Pass	Vertical

Mode:	802.11 g(6Mbps) Transmitting	Channel:	2462
Remark:	AV		

Test Graph

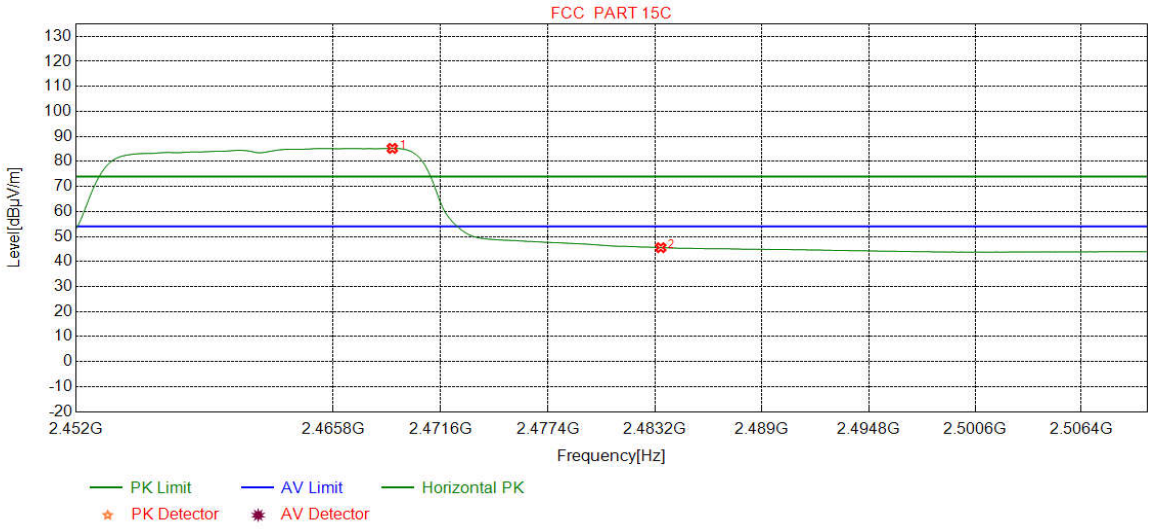

NO	Freq. [MHz]	Ant Factor [dB]	Cable loss [dB]	Pream gain [dB]	Reading [dBµV]	Level [dBµV/m]	Limit [dBµV/m]	Margin [dB]	Result	Polarity
1	2468.9862	32.36	13.44	-42.40	81.81	85.21	54.00	-31.21	Pass	Horizontal
2	2483.5000	32.38	13.38	-42.40	42.18	45.54	54.00	8.46	Pass	Horizontal

Mode:	802.11 g(6Mbps) Transmitting	Channel:	2462
Remark:	AV		

Test Graph

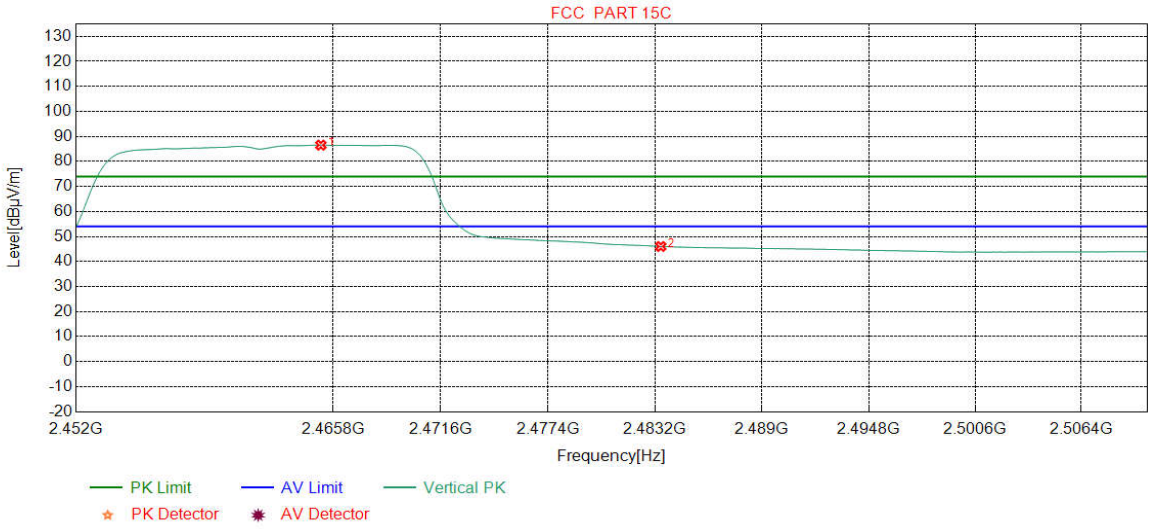

NO	Freq. [MHz]	Ant Factor [dB]	Cable loss [dB]	Pream gain [dB]	Reading [dBµV]	Level [dBµV/m]	Limit [dBµV/m]	Margin [dB]	Result	Polarity
1	2465.1389	32.35	13.46	-42.40	83.11	86.52	54.00	-32.52	Pass	Vertical
2	2483.5000	32.38	13.38	-42.40	42.65	46.01	54.00	7.99	Pass	Vertical

Mode:	802.11 n(HT20) (6.5Mbps) Transmitting	Channel:	2412
Remark:	PK		

Test Graph

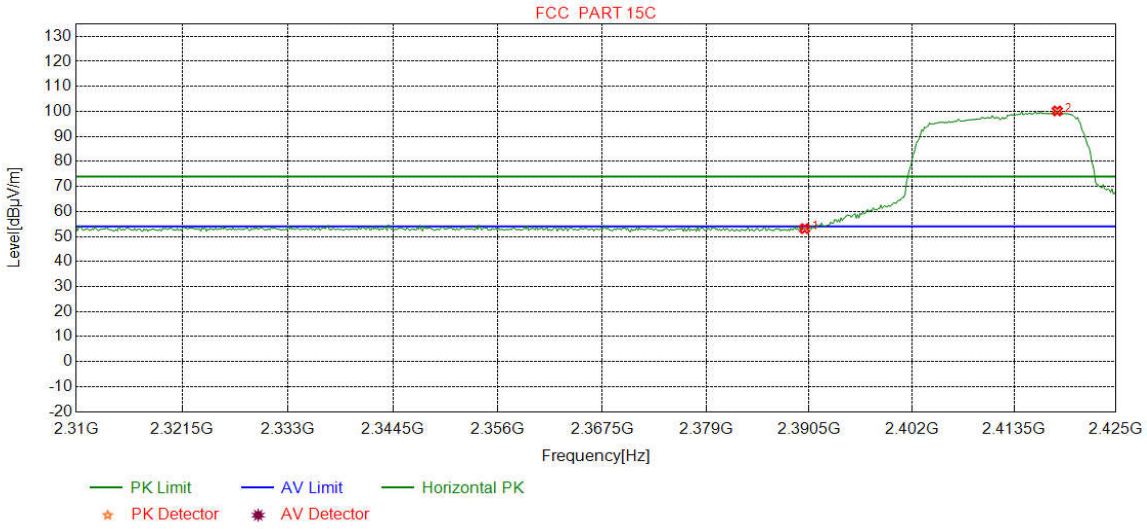

NO	Freq. [MHz]	Ant Factor [dB]	Cable loss [dB]	Pream gain [dB]	Reading [dBµV]	Level [dBµV/m]	Limit [dBµV/m]	Margin [dB]	Result	Polarity
1	2390.0000	32.25	13.37	-42.44	49.97	53.15	74.00	20.85	Pass	Horizontal
2	2418.3792	32.29	13.38	-42.43	96.95	100.19	74.00	-26.19	Pass	Horizontal

Mode:	802.11 n(HT20) (6.5Mbps) Transmitting	Channel:	2412
Remark:	PK		

Test Graph

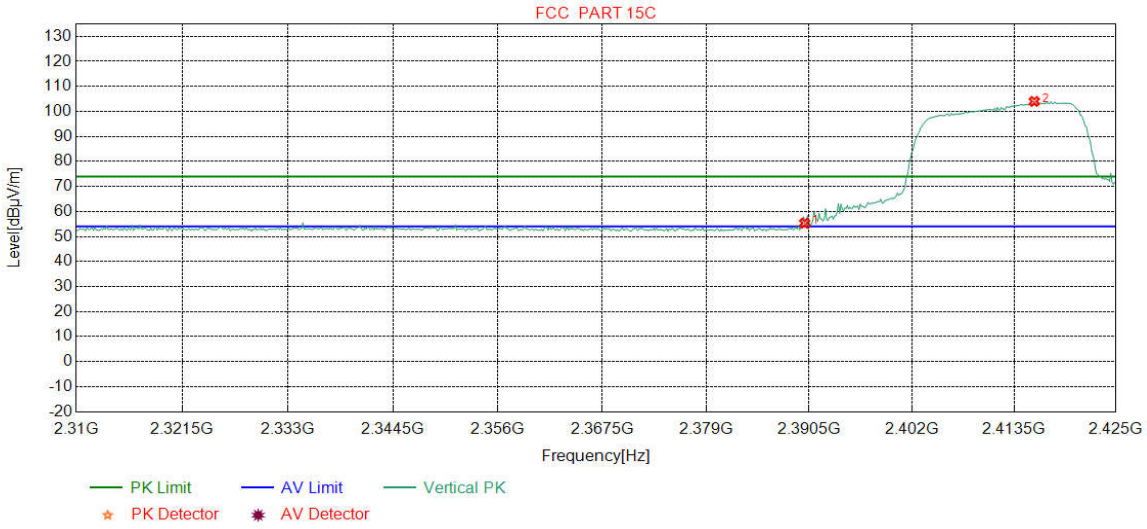

NO	Freq. [MHz]	Ant Factor [dB]	Cable loss [dB]	Pream gain [dB]	Reading [dBµV]	Level [dBµV/m]	Limit [dBµV/m]	Margin [dB]	Result	Polarity
1	2390.0000	32.25	13.37	-42.44	52.14	55.32	74.00	18.68	Pass	Vertical
2	2415.7885	32.28	13.37	-42.42	100.75	103.98	74.00	-29.98	Pass	Vertical

Mode:	802.11 n(HT20) (6.5Mbps) Transmitting	Channel:	2412
Remark:	AV		

Test Graph

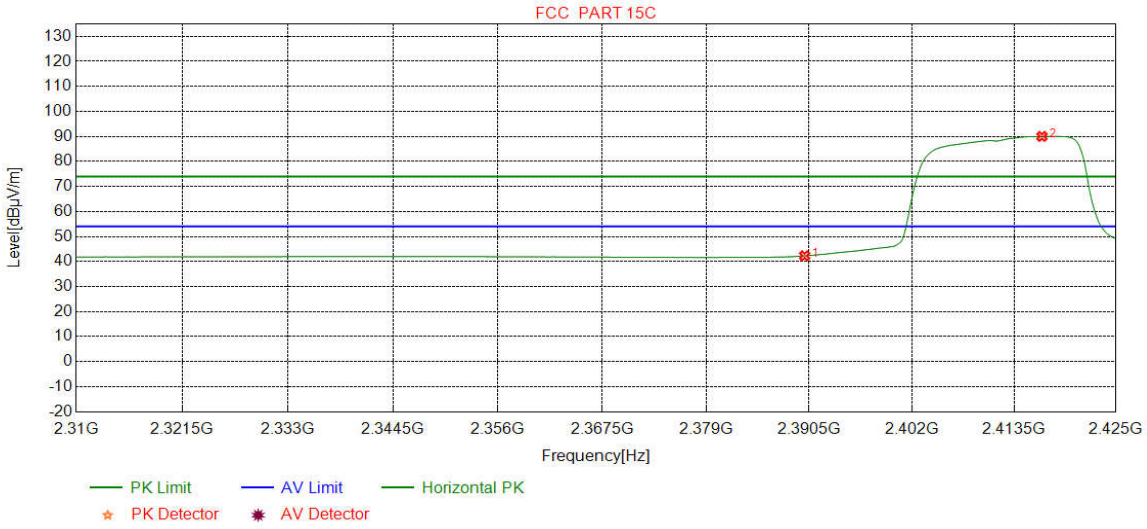

NO	Freq. [MHz]	Ant Factor [dB]	Cable loss [dB]	Pream gain [dB]	Reading [dBµV]	Level [dBµV/m]	Limit [dBµV/m]	Margin [dB]	Result	Polarity
1	2390.0000	32.25	13.37	-42.44	39.11	42.29	54.00	11.71	Pass	Horizontal
2	2416.6521	32.28	13.38	-42.43	86.77	90.00	54.00	-36.00	Pass	Horizontal

Mode:	802.11 n(HT20) (6.5Mbps) Transmitting	Channel:	2412
Remark:	AV		

Test Graph

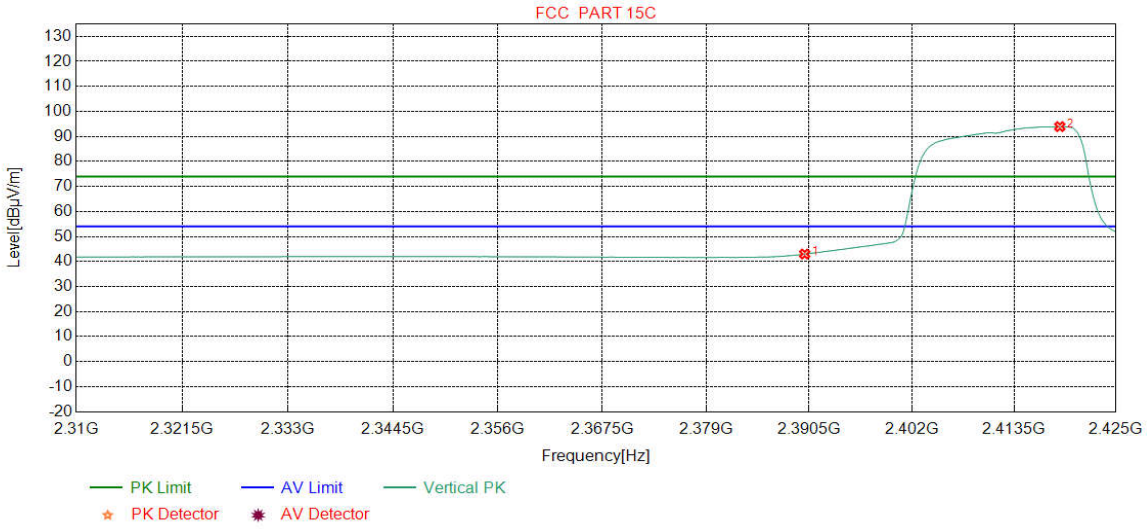

NO	Freq. [MHz]	Ant Factor [dB]	Cable loss [dB]	Pream gain [dB]	Reading [dBμV]	Level [dBμV/m]	Limit [dBμV/m]	Margin [dB]	Result	Polarity
1	2390.0000	32.25	13.37	-42.44	39.81	42.99	54.00	11.01	Pass	Vertical
2	2418.6671	32.29	13.39	-42.43	90.67	93.92	54.00	-39.92	Pass	Vertical

Mode:	802.11 n(HT20) (6.5Mbps) Transmitting	Channel:	2462
Remark:	PK		

Test Graph

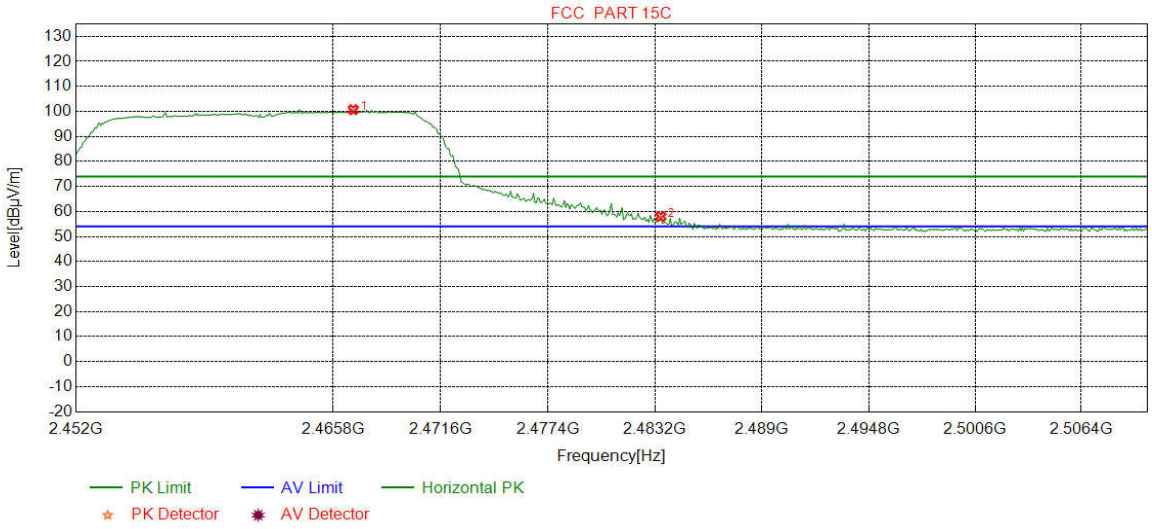

NO	Freq. [MHz]	Ant Factor [dB]	Cable loss [dB]	Pream gain [dB]	Reading [dBμV]	Level [dBμV/m]	Limit [dBμV/m]	Margin [dB]	Result	Polarity
1	2466.8811	32.35	13.45	-42.40	97.29	100.69	74.00	-26.69	Pass	Horizontal
2	2483.5000	32.38	13.38	-42.40	54.64	58.00	74.00	16.00	Pass	Horizontal

Mode:	802.11 n(HT20) (6.5Mbps) Transmitting	Channel:	2462
Remark:	PK		

Test Graph

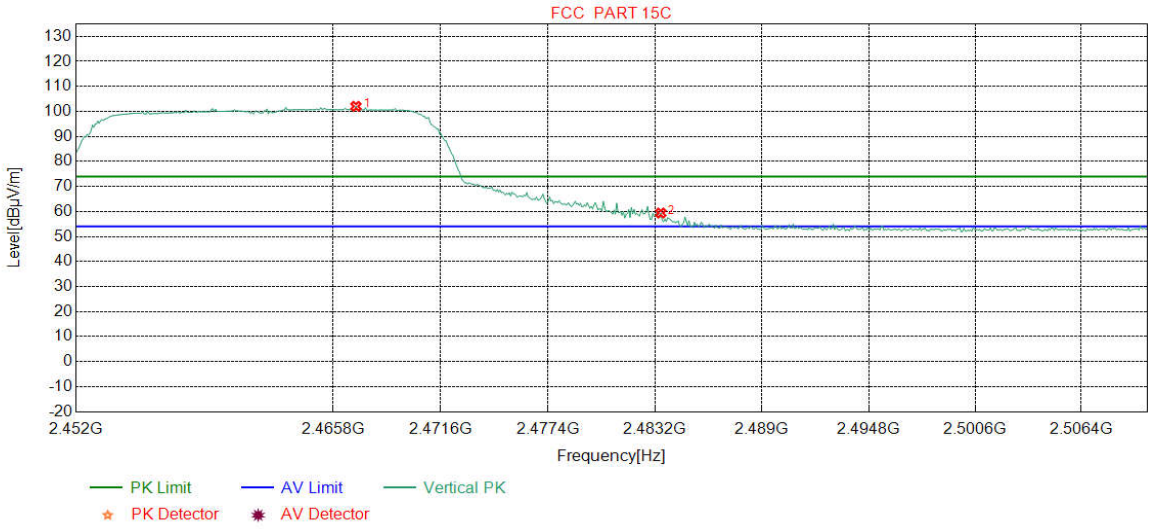

NO	Freq. [MHz]	Ant Factor [dB]	Cable loss [dB]	Pream gain [dB]	Reading [dBµV]	Level [dBµV/m]	Limit [dBµV/m]	Margin [dB]	Result	Polarity
1	2467.0263	32.35	13.45	-42.40	98.63	102.03	74.00	-28.03	Pass	Vertical
2	2483.5000	32.38	13.38	-42.40	56.02	59.38	74.00	14.62	Pass	Vertical

Mode:	802.11 n(HT20) (6.5Mbps) Transmitting	Channel:	2462
Remark:	AV		

Test Graph

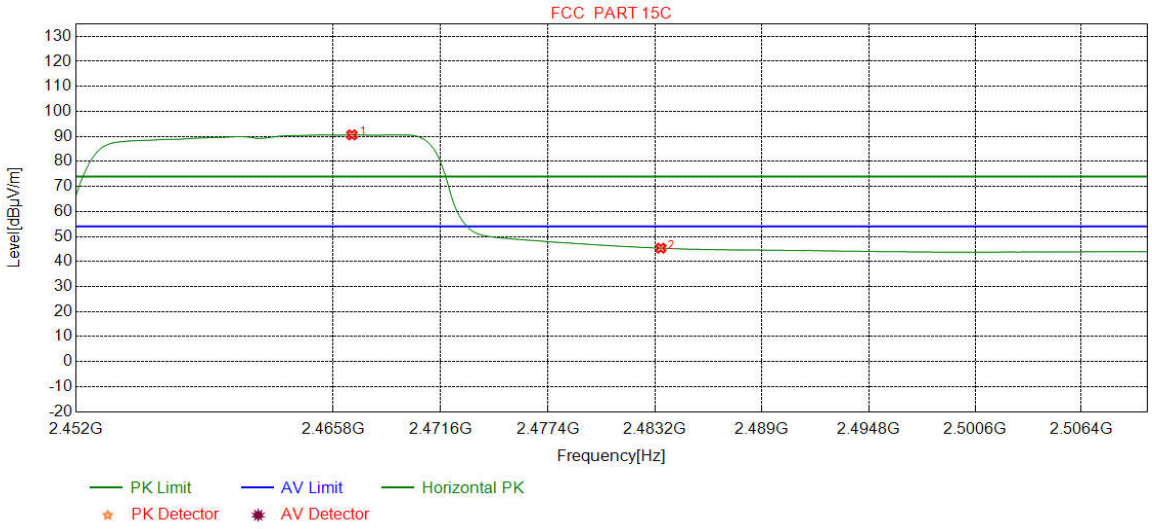

NO	Freq. [MHz]	Ant Factor [dB]	Cable loss [dB]	Pream gain [dB]	Reading [dBµV]	Level [dBµV/m]	Limit [dBµV/m]	Margin [dB]	Result	Polarity
1	2466.8085	32.35	13.45	-42.40	87.23	90.63	54.00	-36.63	Pass	Horizontal
2	2483.5000	32.38	13.38	-42.40	41.98	45.34	54.00	8.66	Pass	Horizontal

Mode:	802.11 n(HT20) (6.5Mbps) Transmitting	Channel:	2462
Remark:	AV		

Test Graph

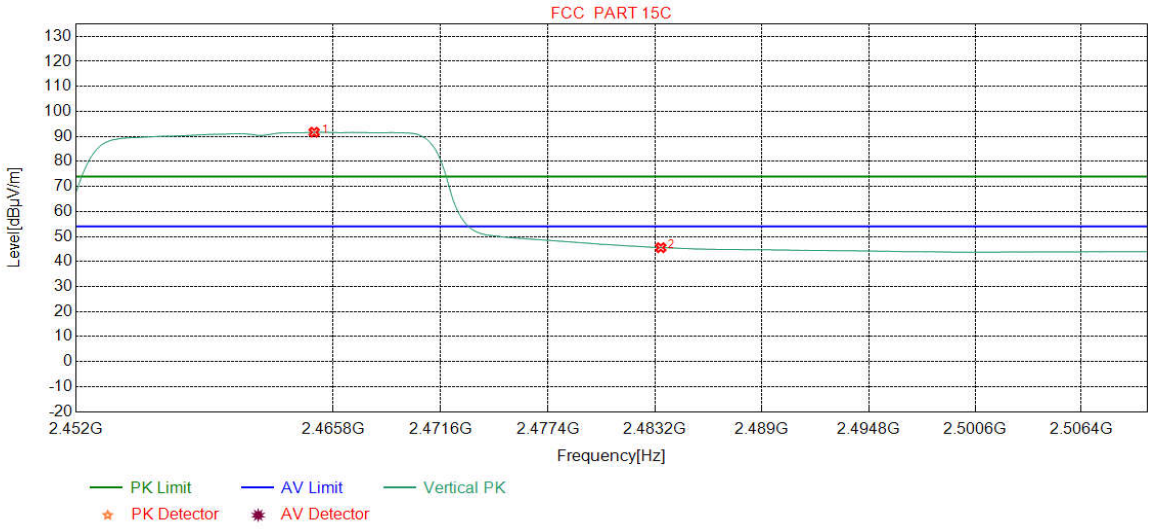

NO	Freq. [MHz]	Ant Factor [dB]	Cable loss [dB]	Pream gain [dB]	Reading [dBµV]	Level [dBµV/m]	Limit [dBµV/m]	Margin [dB]	Result	Polarity
1	2464.7760	32.35	13.46	-42.40	88.26	91.67	54.00	-37.67	Pass	Vertical
2	2483.5000	32.38	13.38	-42.40	42.18	45.54	54.00	8.46	Pass	Vertical

Mode:	802.11 n(HT40) (13.5Mbps) Transmitting	Channel:	2422
Remark:	PK		

Test Graph

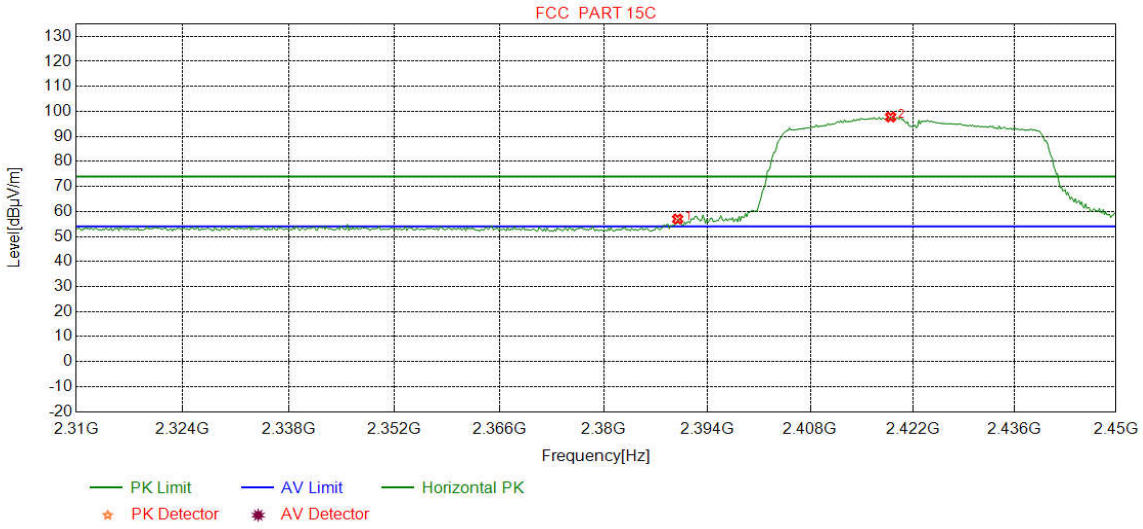

NO	Freq. [MHz]	Ant Factor [dB]	Cable loss [dB]	Pream gain [dB]	Reading [dBµV]	Level [dBµV/m]	Limit [dBµV/m]	Margin [dB]	Result	Polarity
1	2390.0000	32.25	13.37	-42.44	53.80	56.98	74.00	17.02	Pass	Horizontal
2	2418.9862	32.29	13.39	-42.43	94.51	97.76	74.00	-23.76	Pass	Horizontal

Mode:	802.11 n(HT40) (13.5Mbps) Transmitting	Channel:	2422
Remark:	PK		

Test Graph

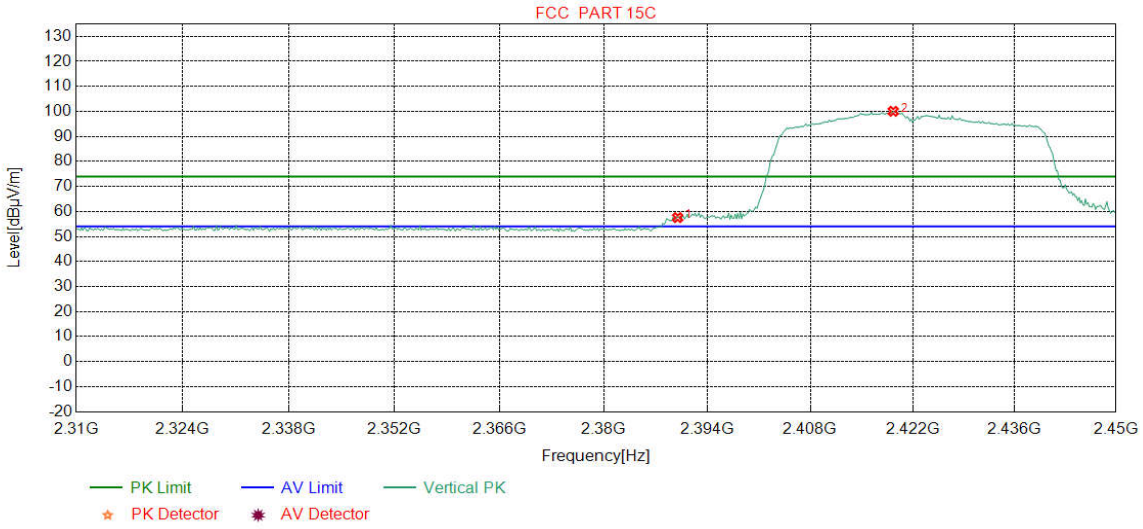

NO	Freq. [MHz]	Ant Factor [dB]	Cable loss [dB]	Pream gain [dB]	Reading [dBμV]	Level [dBμV/m]	Limit [dBμV/m]	Margin [dB]	Result	Polarity
1	2390.0000	32.25	13.37	-42.44	54.37	57.55	74.00	16.45	Pass	Vertical
2	2419.3367	32.29	13.39	-42.43	96.80	100.05	74.00	-26.05	Pass	Vertical

Mode:	802.11 n(HT40) (13.5Mbps) Transmitting	Channel:	2422
Remark:	AV		

Test Graph

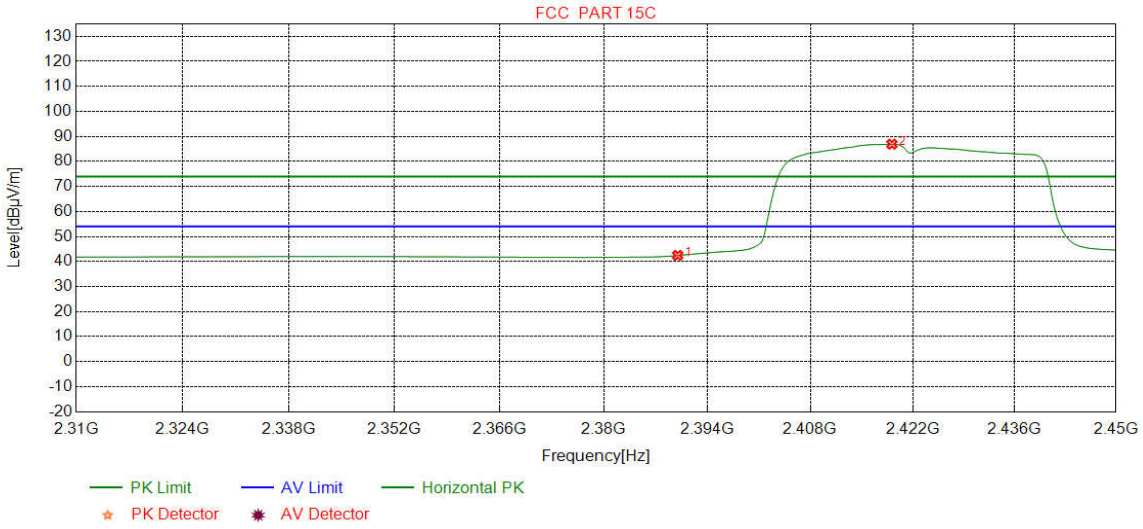

NO	Freq. [MHz]	Ant Factor [dB]	Cable loss [dB]	Pream gain [dB]	Reading [dBµV]	Level [dBµV/m]	Limit [dBµV/m]	Margin [dB]	Result	Polarity
1	2390.0000	32.25	13.37	-42.44	39.28	42.46	54.00	11.54	Pass	Horizontal
2	2419.1615	32.29	13.39	-42.43	83.66	86.91	54.00	-32.91	Pass	Horizontal

Mode:	802.11 n(HT40) (13.5Mbps) Transmitting	Channel:	2422
Remark:	AV		

Test Graph

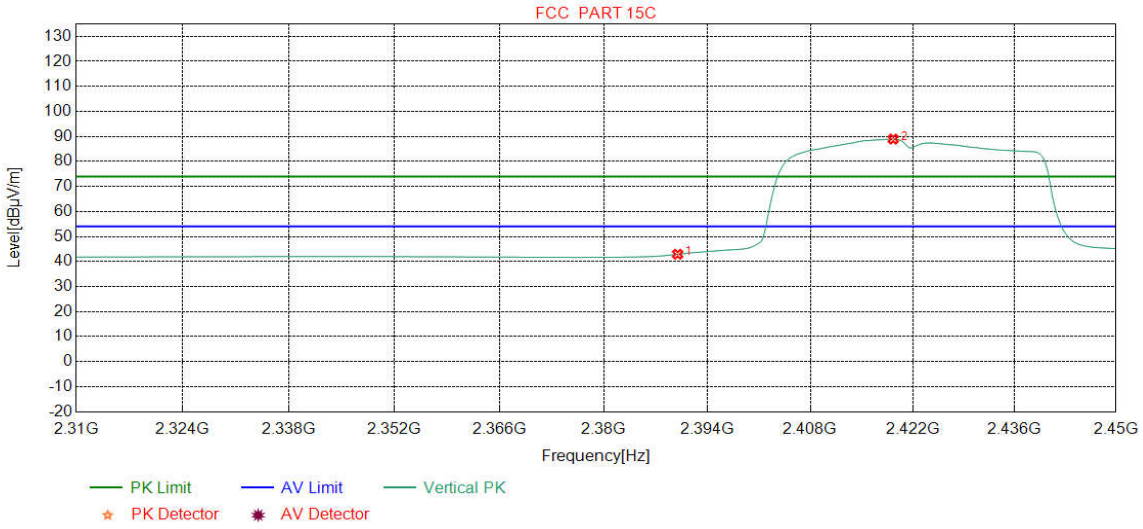

NO	Freq. [MHz]	Ant Factor [dB]	Cable loss [dB]	Pream gain [dB]	Reading [dBμV]	Level [dBμV/m]	Limit [dBμV/m]	Margin [dB]	Result	Polarity
1	2390.0000	32.25	13.37	-42.44	39.74	42.92	54.00	11.08	Pass	Vertical
2	2419.3367	32.29	13.39	-42.43	85.69	88.94	54.00	-34.94	Pass	Vertical

Mode:	802.11 n(HT40) (13.5Mbps) Transmitting	Channel:	2452
Remark:	PK		

Test Graph

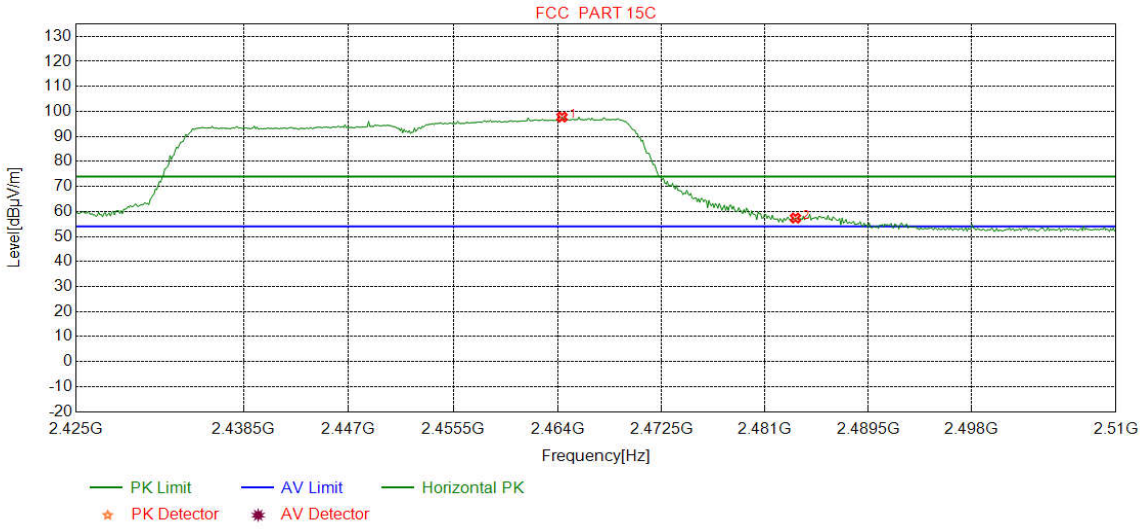

NO	Freq. [MHz]	Ant Factor [dB]	Cable loss [dB]	Pream gain [dB]	Reading [dBμV]	Level [dBμV/m]	Limit [dBμV/m]	Margin [dB]	Result	Polarity
1	2464.3617	32.35	13.46	-42.40	94.34	97.75	74.00	-23.75	Pass	Horizontal
2	2483.5000	32.38	13.38	-42.40	54.01	57.37	74.00	16.63	Pass	Horizontal

Mode:	802.11 n(HT40) (13.5Mbps) Transmitting	Channel:	2452
Remark:	PK		

Test Graph

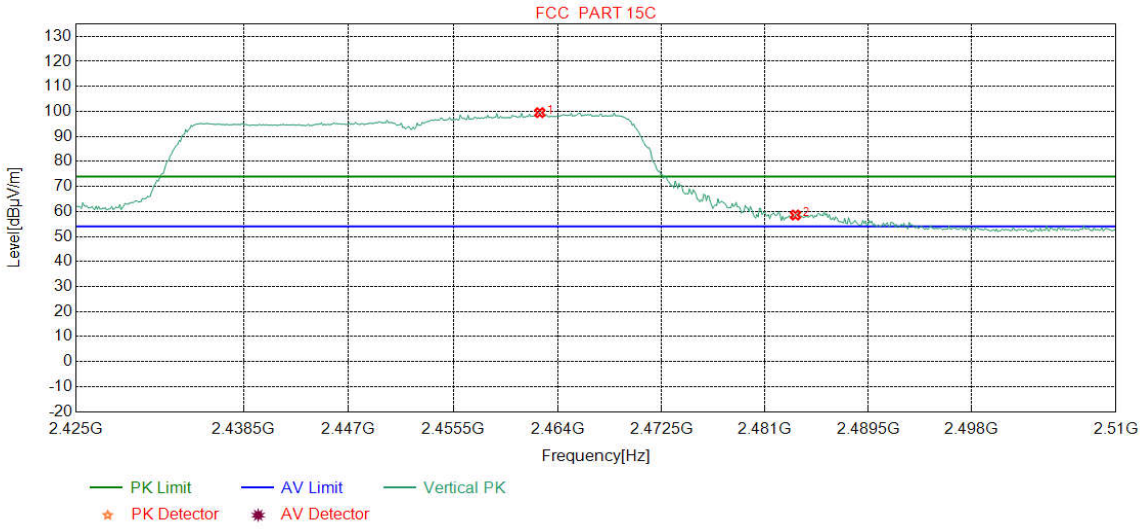

NO	Freq. [MHz]	Ant Factor [dB]	Cable loss [dB]	Pream gain [dB]	Reading [dBµV]	Level [dBµV/m]	Limit [dBµV/m]	Margin [dB]	Result	Polarity
1	2462.5532	32.35	13.47	-42.41	96.10	99.51	74.00	-25.51	Pass	Vertical
2	2483.5000	32.38	13.38	-42.40	55.22	58.58	74.00	15.42	Pass	Vertical

Mode:	802.11 n(HT40) (13.5Mbps) Transmitting	Channel:	2452
Remark:	AV		

Test Graph

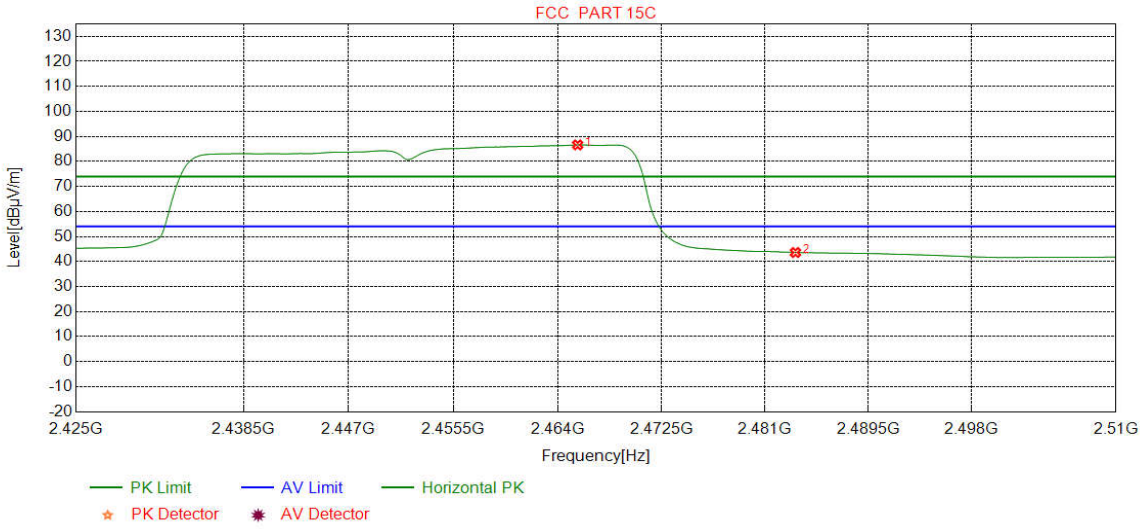

NO	Freq. [MHz]	Ant Factor [dB]	Cable loss [dB]	Pream gain [dB]	Reading [dBμV]	Level [dBμV/m]	Limit [dBμV/m]	Margin [dB]	Result	Polarity
1	2465.6383	32.35	13.46	-42.41	83.21	86.61	54.00	-32.61	Pass	Horizontal
2	2483.5000	32.38	13.38	-42.40	40.25	43.61	54.00	10.39	Pass	Horizontal

Mode:	802.11 n(HT40) (13.5Mbps) Transmitting	Channel:	2452
Remark:	AV		

Test Graph

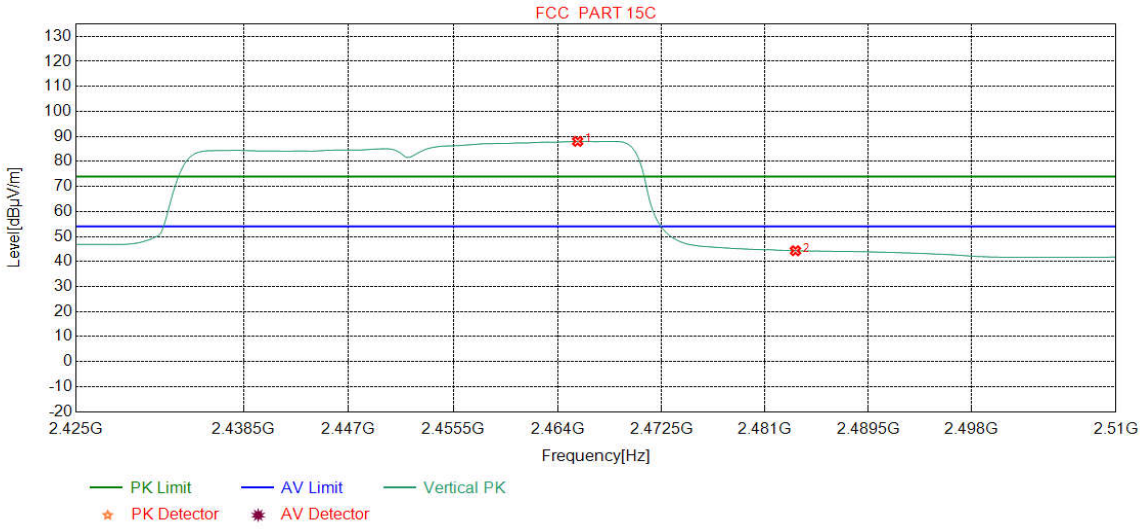

NO	Freq. [MHz]	Ant Factor [dB]	Cable loss [dB]	Pream gain [dB]	Reading [dBµV]	Level [dBµV/m]	Limit [dBµV/m]	Margin [dB]	Result	Polarity
1	2465.6383	32.35	13.46	-42.41	84.62	88.02	54.00	-34.02	Pass	Vertical
2	2483.5000	32.38	13.38	-42.40	40.94	44.30	54.00	9.70	Pass	Vertical

Note:

1) Through Pre-scan transmitting mode and charge+transmitter mode with all kind of modulation and data rate, find the 11Mbps of rate is the worst case of 802.11b; 6Mbpsof rate is the worst case of 802.11g; 6.5Mbps of rate is the worst case of 802.11n(HT20) ; 13.5Mbps of rate is the worst case of 802.11n(HT40),and then Only the worst case is recorded in the report.

2) The field strength is calculated by adding the Antenna Factor, Cable Factor & Preamplifier. The basic equation with a sample calculation is as follows:

Final Test Level =Receiver Reading - Correct Factor

Correct Factor = Preamplifier Factor– Antenna Factor–Cable Factor

Appendix I): Radiated Spurious Emissions

Receiver Setup:

Frequency	Detector	RBW	VBW	Remark
0.009MHz-0.090MHz	Peak	10kHz	30kHz	Peak
0.009MHz-0.090MHz	Average	10kHz	30kHz	Average
0.090MHz-0.110MHz	Quasi-peak	10kHz	30kHz	Quasi-peak
0.110MHz-0.490MHz	Peak	10kHz	30kHz	Peak
0.110MHz-0.490MHz	Average	10kHz	30kHz	Average
0.490MHz -30MHz	Quasi-peak	10kHz	30kHz	Quasi-peak
30MHz-1GHz	Quasi-peak	120kHz	300kHz	Quasi-peak
Above 1GHz	Peak	1MHz	3MHz	Peak
	Peak	1MHz	10Hz	Average

Test Procedure:

Below 1GHz test procedure as below:

Test method Refer as KDB 558074 D01

a. The EUT was placed on the top of a rotating table 0.8 meters above the ground at a 3 meter semi-anechoic camber. The table was rotated 360 degrees to determine the position of the highest radiation.
b. The EUT was set 3 meters away from the interference-receiving antenna, which was mounted on the top of a variable-height antenna tower.
c. The antenna height is varied from one meter to four meters above the ground to determine the maximum value of the field strength. Both horizontal and vertical polarizations of the antenna are set to make the measurement.
d. For each suspected emission, the EUT was arranged to its worst case and then the antenna was tuned to heights from 1 meter to 4 meters (for the test frequency of below 30MHz, the antenna was tuned to heights 1 meter) and the rotatable was turned from 0 degrees to 360 degrees to find the maximum reading.
e. The test-receiver system was set to Peak Detect Function and Specified Bandwidth with Maximum Hold Mode.
f. If the emission level of the EUT in peak mode was 10dB lower than the limit specified, then testing could be stopped and the peak values of the EUT would be reported. Otherwise the emissions that did not have 10dB margin would be re-tested one by one using peak, quasi-peak or average method as specified and then reported in a data sheet.

Above 1GHz test procedure as below:

g. Different between above is the test site, change from Semi- Anechoic Chamber to fully Anechoic Chamber and change form table 0.8 meter to 1.5 meter(Above 18GHz the distance is 1 meter and table is 1.5 meter)..
h. Test the EUT in the lowest channel ,the middle channel ,the Highest channel
i. The radiation measurements are performed in X, Y, Z axis positioning for Transmitting mode, and found the X axis positioning which it is worse case.
j. Repeat above procedures until all frequencies measured was complete.

Limit:

Frequency	Field strength (microvolt/meter)	Limit (dBμV/m)	Remark	Measurement distance (m)
0.009MHz-0.490MHz	2400/F(kHz)	-	-	300
0.490MHz-1.705MHz	24000/F(kHz)	-	-	30
1.705MHz-30MHz	30	-	-	30
30MHz-88MHz	100	40.0	Quasi-peak	3
88MHz-216MHz	150	43.5	Quasi-peak	3
216MHz-960MHz	200	46.0	Quasi-peak	3
960MHz-1GHz	500	54.0	Quasi-peak	3
Above 1GHz	500	54.0	Average	3

Note: 15.35(b), Unless otherwise specified, the limit on peak radio frequency emissions is 20dB above the maximum permitted average emission limit applicable to the equipment under test. This peak limit applies to the total peak emission level radiated by the device.

Radiated Spurious Emissions test Data:

Radiated Emission below 1GHz

Mode:		802.11 b(11Mbps) Transmitting						Channel:		2437	
NO	Freq. [MHz]	Ant Factor [dB]	Cable loss [dB]	Pream gain [dB]	Reading [dBμV]	Level [dBμV/m]	Limit [dBμV/m]	Margin [dB]	Result	Polarity	Remark
1	35.4325	10.84	0.66	-32.12	38.22	17.60	40.00	22.40	Pass	H	PK
2	101.0111	10.99	1.18	-32.06	48.30	28.41	43.50	15.09	Pass	H	PK
3	240.0260	11.94	1.84	-31.90	36.40	18.28	46.00	27.72	Pass	H	PK
4	325.0065	13.75	2.14	-31.79	39.84	23.94	46.00	22.06	Pass	H	PK
5	600.0290	19.00	2.96	-31.99	44.00	33.97	46.00	12.03	Pass	H	PK
6	974.9715	22.55	3.75	-30.95	41.84	37.19	54.00	16.81	Pass	H	PK
7	54.4464	12.49	0.84	-32.09	40.30	21.54	40.00	18.46	Pass	V	PK
8	152.0382	7.62	1.45	-32.00	40.63	17.70	43.50	25.80	Pass	V	PK
9	208.8859	11.13	1.71	-31.94	44.98	25.88	43.50	17.62	Pass	V	PK
10	325.0065	13.75	2.14	-31.79	40.52	24.62	46.00	21.38	Pass	V	PK
11	600.0290	19.00	2.96	-31.99	44.01	33.98	46.00	12.02	Pass	V	PK
12	974.9715	22.55	3.75	-30.95	42.62	37.97	54.00	16.03	Pass	V	PK

Transmitter Emission above 1GHz

Mode:		802.11 b(11Mbps) Transmitting						Channel:		2412	
NO	Freq. [MHz]	Ant Factor [dB]	Cable loss [dB]	Pream gain [dB]	Reading [dBμV]	Level [dBμV/m]	Limit [dBμV/m]	Margin [dB]	Result	Polarity	Remark
1	1301.8302	28.20	2.75	-42.78	52.29	40.46	74.00	33.54	Pass	H	PK
2	2196.9197	31.98	3.65	-42.53	51.31	44.41	74.00	29.59	Pass	H	PK
3	3929.0619	33.74	4.34	-40.92	50.37	47.53	74.00	26.47	Pass	H	PK
4	4824.0000	34.50	4.61	-40.65	61.57	60.03	74.00	13.97	Pass	H	PK
5	7236.0000	36.34	5.79	-40.99	47.08	48.22	74.00	25.78	Pass	H	PK
6	9648.0000	37.66	6.72	-40.73	46.68	50.33	74.00	23.67	Pass	H	PK
7	4824.1016	34.50	4.61	-40.64	50.00	48.47	54.00	5.53	Pass	H	AV
8	1297.4297	28.20	2.75	-42.79	51.40	39.56	74.00	34.44	Pass	V	PK
9	1443.8444	28.34	2.94	-42.67	51.24	39.85	74.00	34.15	Pass	V	PK
10	1898.8899	31.03	3.42	-42.66	51.26	43.05	74.00	30.95	Pass	V	PK
11	4824.1216	34.50	4.61	-40.65	62.16	60.62	74.00	13.38	Pass	V	PK
12	7236.0000	36.34	5.79	-40.99	47.65	48.79	74.00	25.21	Pass	V	PK
13	9648.0000	37.66	6.72	-40.73	46.97	50.62	74.00	23.38	Pass	V	PK
14	4824.2516	34.50	4.61	-40.64	51.09	49.56	54.00	4.44	Pass	V	AV

Mode:		802.11 b(11Mbps) Transmitting						Channel:		2437	
NO	Freq. [MHz]	Ant Factor [dB]	Cable loss [dB]	Pream gain [dB]	Reading [dBμV]	Level [dBμV/m]	Limit [dBμV/m]	Margin [dB]	Result	Polarity	Remark
1	1366.8367	28.27	2.85	-42.72	51.73	40.13	74.00	33.87	Pass	H	PK
2	1662.4662	29.47	3.15	-42.74	51.97	41.85	74.00	32.15	Pass	H	PK
3	1977.6978	31.55	3.45	-42.62	51.63	44.01	74.00	29.99	Pass	H	PK
4	4874.0000	34.50	4.78	-40.61	60.55	59.22	74.00	14.78	Pass	H	PK
5	7311.0000	36.41	5.85	-40.93	47.76	49.09	74.00	24.91	Pass	H	PK
6	9748.0000	37.70	6.77	-40.63	48.46	52.30	74.00	21.70	Pass	H	PK
7	4874.1149	34.50	4.78	-40.60	49.91	48.59	54.00	5.41	Pass	H	AV
8	1279.8280	28.18	2.72	-42.80	51.63	39.73	74.00	34.27	Pass	V	PK
9	1795.8796	30.35	3.31	-42.70	51.44	42.40	74.00	31.60	Pass	V	PK
10	2201.7202	31.98	3.65	-42.51	50.99	44.11	74.00	29.89	Pass	V	PK
11	4874.1249	34.50	4.78	-40.61	61.94	60.61	74.00	13.39	Pass	V	PK
12	7311.0000	36.41	5.85	-40.93	46.84	48.17	74.00	25.83	Pass	V	PK
13	9748.0000	37.70	6.77	-40.63	47.54	51.38	74.00	22.62	Pass	V	PK
14	4874.1649	34.50	4.78	-40.60	50.67	49.35	54.00	4.65	Pass	V	AV

Mode:		802.11 b(11Mbps) Transmitting						Channel:		2462	
NO	Freq. [MHz]	Ant Factor [dB]	Cable loss [dB]	Pream gain [dB]	Reading [dBμV]	Level [dBμV/m]	Limit [dBμV/m]	Margin [dB]	Result	Polarity	Remark
1	1726.4726	29.89	3.22	-42.67	51.76	42.20	74.00	31.80	Pass	H	PK
2	1997.2997	31.68	3.47	-42.61	50.92	43.46	74.00	30.54	Pass	H	PK
3	3092.0061	33.24	4.74	-42.07	50.80	46.71	74.00	27.29	Pass	H	PK
4	4924.1283	34.50	4.85	-40.56	60.05	58.84	74.00	15.16	Pass	H	PK
5	7386.0000	36.49	5.85	-40.87	46.42	47.89	74.00	26.11	Pass	H	PK
6	9848.0000	37.74	6.83	-40.54	46.74	50.77	74.00	23.23	Pass	H	PK
7	1677.2677	29.57	3.17	-42.71	51.22	41.25	74.00	32.75	Pass	H	AV
8	2038.5039	31.75	3.54	-42.59	51.46	44.16	74.00	29.84	Pass	V	PK
9	2933.1933	33.09	4.39	-42.15	51.64	46.97	74.00	27.03	Pass	V	PK
10	4924.0000	34.50	4.85	-40.56	61.56	60.35	74.00	13.65	Pass	V	PK
11	7386.0000	36.49	5.85	-40.87	48.14	49.61	74.00	24.39	Pass	V	PK
12	9848.0000	37.74	6.83	-40.54	46.97	51.00	74.00	23.00	Pass	V	PK
13	1677.2677	29.57	3.17	-42.71	51.22	41.25	74.00	32.75	Pass	V	PK
14	4924.1383	34.50	4.85	-40.56	50.97	49.76	54.00	4.24	Pass	V	AV

Mode:		802.11 g(6Mbps) Transmitting						Channel:		2412	
NO	Freq. [MHz]	Ant Factor [dB]	Cable loss [dB]	Pream gain [dB]	Reading [dBμV]	Level [dBμV/m]	Limit [dBμV/m]	Margin [dB]	Result	Polarity	Remark
1	1187.4187	28.09	2.67	-42.87	52.51	40.40	74.00	33.60	Pass	H	PK
2	2074.5075	31.80	3.57	-42.57	50.63	43.43	74.00	30.57	Pass	H	PK
3	3771.0514	33.62	4.36	-41.26	50.94	47.66	74.00	26.34	Pass	H	PK
4	4824.0000	34.50	4.61	-40.65	49.59	48.05	74.00	25.95	Pass	H	PK
5	7236.0000	36.34	5.79	-40.99	46.92	48.06	74.00	25.94	Pass	H	PK
6	9648.0000	37.66	6.72	-40.73	47.01	50.66	74.00	23.34	Pass	H	PK
7	1448.0448	28.35	2.95	-42.68	51.11	39.73	74.00	34.27	Pass	V	PK
8	1724.2724	29.88	3.21	-42.67	50.93	41.35	74.00	32.65	Pass	V	PK
9	1909.8910	31.11	3.42	-42.66	51.72	43.59	74.00	30.41	Pass	V	PK
10	4822.1215	34.50	4.60	-40.64	52.36	50.82	74.00	23.18	Pass	V	PK
11	7236.0000	36.34	5.79	-40.99	46.27	47.41	74.00	26.59	Pass	V	PK
12	9648.0000	37.66	6.72	-40.73	47.01	50.66	74.00	23.34	Pass	V	PK

Mode:		802.11 g(6Mbps) Transmitting						Channel:		2437	
NO	Freq. [MHz]	Ant Factor [dB]	Cable loss [dB]	Pream gain [dB]	Reading [dBμV]	Level [dBμV/m]	Limit [dBμV/m]	Margin [dB]	Result	Polarity	Remark
1	1712.8713	29.80	3.21	-42.66	51.17	41.52	74.00	32.48	Pass	H	PK
2	1975.8976	31.54	3.45	-42.63	50.75	43.11	74.00	30.89	Pass	H	PK
3	4042.0695	33.86	4.33	-40.79	50.02	47.42	74.00	26.58	Pass	H	PK
4	4873.1249	34.50	4.77	-40.60	51.45	50.12	74.00	23.88	Pass	H	PK
5	7311.0000	36.41	5.85	-40.93	46.20	47.53	74.00	26.47	Pass	H	PK
6	9748.0000	37.70	6.77	-40.63	47.35	51.19	74.00	22.81	Pass	H	PK
7	1457.2457	28.36	2.96	-42.68	51.75	40.39	74.00	33.61	Pass	V	PK
8	1891.2891	30.98	3.41	-42.66	51.71	43.44	74.00	30.56	Pass	V	PK
9	3815.0543	33.65	4.37	-41.17	50.57	47.42	74.00	26.58	Pass	V	PK
10	4874.0000	34.50	4.78	-40.61	52.16	50.83	74.00	23.17	Pass	V	PK
11	7311.0000	36.41	5.85	-40.93	46.48	47.81	74.00	26.19	Pass	V	PK
12	9748.0000	37.70	6.77	-40.63	49.00	52.84	74.00	21.16	Pass	V	PK

Mode:		802.11 g(6Mbps) Transmitting						Channel:		2462	
NO	Freq. [MHz]	Ant Factor [dB]	Cable loss [dB]	Pream gain [dB]	Reading [dBμV]	Level [dBμV/m]	Limit [dBμV/m]	Margin [dB]	Result	Polarity	Remark
1	1138.6139	28.04	2.66	-42.79	52.29	40.20	74.00	33.80	Pass	H	PK
2	1481.8482	28.38	2.98	-42.67	52.05	40.74	74.00	33.26	Pass	H	PK
3	2079.7080	31.81	3.57	-42.57	51.56	44.37	74.00	29.63	Pass	H	PK
4	4932.1288	34.50	4.84	-40.55	52.36	51.15	74.00	22.85	Pass	H	PK
5	7386.0000	36.49	5.85	-40.87	47.32	48.79	74.00	25.21	Pass	H	PK
6	9848.0000	37.74	6.83	-40.54	47.06	51.09	74.00	22.91	Pass	H	PK
7	1795.2795	30.35	3.31	-42.71	51.53	42.48	74.00	31.52	Pass	V	PK
8	2062.3062	31.79	3.56	-42.58	50.98	43.75	74.00	30.25	Pass	V	PK
9	3898.0599	33.72	4.34	-40.99	50.50	47.57	74.00	26.43	Pass	V	PK
10	4929.1286	34.50	4.85	-40.56	52.45	51.24	74.00	22.76	Pass	V	PK
11	7386.0000	36.49	5.85	-40.87	47.14	48.61	74.00	25.39	Pass	V	PK
12	9848.0000	37.74	6.83	-40.54	47.29	51.32	74.00	22.68	Pass	V	PK

Mode:		802.11 n(HT20) (6.5Mbps) Transmitting						Channel:		2412	
NO	Freq. [MHz]	Ant Factor [dB]	Cable loss [dB]	Pream gain [dB]	Reading [dBμV]	Level [dBμV/m]	Limit [dBμV/m]	Margin [dB]	Result	Polarity	Remark
1	1412.8413	28.31	2.91	-42.67	51.77	40.32	74.00	33.68	Pass	H	PK
2	1978.4979	31.56	3.45	-42.62	50.67	43.06	74.00	30.94	Pass	H	PK
3	3943.0629	33.75	4.34	-40.89	50.37	47.57	74.00	26.43	Pass	H	PK
4	4836.1224	34.50	4.64	-40.63	52.52	51.03	74.00	22.97	Pass	H	PK
5	7236.0000	36.34	5.79	-40.99	46.48	47.62	74.00	26.38	Pass	H	PK
6	9648.0000	37.66	6.72	-40.73	46.60	50.25	74.00	23.75	Pass	H	PK
7	1709.8710	29.79	3.21	-42.67	51.30	41.63	74.00	32.37	Pass	V	PK
8	2010.5011	31.71	3.49	-42.60	50.99	43.59	74.00	30.41	Pass	V	PK
9	3891.0594	33.71	4.34	-41.00	51.18	48.23	74.00	25.77	Pass	V	PK
10	4829.1219	34.50	4.62	-40.64	51.33	49.81	74.00	24.19	Pass	V	PK
11	7236.0000	36.34	5.79	-40.99	46.49	47.63	74.00	26.37	Pass	V	PK
12	9648.0000	37.66	6.72	-40.73	46.10	49.75	74.00	24.25	Pass	V	PK

Mode:		802.11 n(HT20) (6.5Mbps) Transmitting						Channel:		2437	
NO	Freq. [MHz]	Ant Factor [dB]	Cable loss [dB]	Pream gain [dB]	Reading [dBμV]	Level [dBμV/m]	Limit [dBμV/m]	Margin [dB]	Result	Polarity	Remark
1	1187.4187	28.09	2.67	-42.87	52.26	40.15	74.00	33.85	Pass	H	PK
2	2014.5015	31.72	3.50	-42.61	50.53	43.14	74.00	30.86	Pass	H	PK
3	2948.7949	33.12	4.40	-42.15	51.51	46.88	74.00	27.12	Pass	H	PK
4	4873.1249	34.50	4.77	-40.60	49.92	48.59	74.00	25.41	Pass	H	PK
5	7311.0000	36.41	5.85	-40.93	47.61	48.94	74.00	25.06	Pass	H	PK
6	9748.0000	37.70	6.77	-40.63	49.01	52.85	74.00	21.15	Pass	H	PK
7	1687.2687	29.64	3.18	-42.69	51.03	41.16	74.00	32.84	Pass	V	PK
8	2107.9108	31.85	3.59	-42.56	51.53	44.41	74.00	29.59	Pass	V	PK
9	3929.0619	33.74	4.34	-40.92	50.25	47.41	74.00	26.59	Pass	V	PK
10	4874.0000	34.50	4.78	-40.61	50.48	49.15	74.00	24.85	Pass	V	PK
11	7311.0000	36.41	5.85	-40.93	46.34	47.67	74.00	26.33	Pass	V	PK
12	9748.0000	37.70	6.77	-40.63	48.30	52.14	74.00	21.86	Pass	V	PK

Mode:		802.11 n(HT20) (6.5Mbps) Transmitting						Channel:		2462	
NO	Freq. [MHz]	Ant Factor [dB]	Cable loss [dB]	Pream gain [dB]	Reading [dBμV]	Level [dBμV/m]	Limit [dBμV/m]	Margin [dB]	Result	Polarity	Remark
1	1620.8621	29.20	3.10	-42.85	51.97	41.42	74.00	32.58	Pass	H	PK
2	1855.6856	30.75	3.38	-42.68	51.43	42.88	74.00	31.12	Pass	H	PK
3	3878.0585	33.70	4.35	-41.03	50.42	47.44	74.00	26.56	Pass	H	PK
4	4924.0000	34.50	4.85	-40.56	50.21	49.00	74.00	25.00	Pass	H	PK
5	7386.0000	36.49	5.85	-40.87	46.64	48.11	74.00	25.89	Pass	H	PK
6	9848.0000	37.74	6.83	-40.54	47.19	51.22	74.00	22.78	Pass	H	PK
7	1700.4700	29.72	3.20	-42.66	51.03	41.29	74.00	32.71	Pass	V	PK
8	2054.1054	31.78	3.56	-42.59	51.35	44.10	74.00	29.90	Pass	V	PK
9	3944.0629	33.76	4.34	-40.90	50.12	47.32	74.00	26.68	Pass	V	PK
10	4924.0000	34.50	4.85	-40.56	49.95	48.74	74.00	25.26	Pass	V	PK
11	7386.0000	36.49	5.85	-40.87	46.80	48.27	74.00	25.73	Pass	V	PK
12	9848.0000	37.74	6.83	-40.54	46.82	50.85	74.00	23.15	Pass	V	PK

Mode:		802.11 n(HT40) (13.5Mbps) Transmitting						Channel:		2422	
NO	Freq. [MHz]	Ant Factor [dB]	Cable loss [dB]	Pream gain [dB]	Reading [dBμV]	Level [dBμV/m]	Limit [dBμV/m]	Margin [dB]	Result	Polarity	Remark
1	1187.6188	28.09	2.67	-42.88	51.94	39.82	74.00	34.18	Pass	H	PK
2	1770.2770	30.18	3.27	-42.69	51.19	41.95	74.00	32.05	Pass	H	PK
3	2058.3058	31.78	3.56	-42.58	51.06	43.82	74.00	30.18	Pass	H	PK
4	4844.0000	34.50	4.66	-40.62	48.23	46.77	74.00	27.23	Pass	H	PK
5	7266.0000	36.37	5.80	-40.97	46.33	47.53	74.00	26.47	Pass	H	PK
6	9688.0000	37.68	6.62	-40.69	46.37	49.98	74.00	24.02	Pass	H	PK
7	1567.2567	28.84	3.04	-42.82	51.44	40.50	74.00	33.50	Pass	V	PK
8	1911.6912	31.12	3.42	-42.66	50.86	42.74	74.00	31.26	Pass	V	PK
9	3939.0626	33.75	4.34	-40.91	50.12	47.30	74.00	26.70	Pass	V	PK
10	4844.0000	34.50	4.66	-40.62	49.13	47.67	74.00	26.33	Pass	V	PK
11	7266.0000	36.37	5.80	-40.97	45.29	46.49	74.00	27.51	Pass	V	PK
12	9688.0000	37.68	6.62	-40.69	46.97	50.58	74.00	23.42	Pass	V	PK

Mode:		802.11 n(HT40) (13.5Mbps) Transmitting						Channel:		2437	
NO	Freq. [MHz]	Ant Factor [dB]	Cable loss [dB]	Pream gain [dB]	Reading [dBμV]	Level [dBμV/m]	Limit [dBμV/m]	Margin [dB]	Result	Polarity	Remark
1	1725.8726	29.89	3.22	-42.68	51.53	41.96	74.00	32.04	Pass	H	PK
2	2037.9038	31.75	3.54	-42.59	51.34	44.04	74.00	29.96	Pass	H	PK
3	3175.0117	33.27	4.61	-42.01	50.35	46.22	74.00	27.78	Pass	H	PK
4	4874.0000	34.50	4.78	-40.61	48.88	47.55	74.00	26.45	Pass	H	PK
5	7311.0000	36.41	5.85	-40.93	47.24	48.57	74.00	25.43	Pass	H	PK
6	9748.0000	37.70	6.77	-40.63	46.96	50.80	74.00	23.20	Pass	H	PK
7	1407.8408	28.31	2.91	-42.68	51.62	40.16	74.00	33.84	Pass	V	PK
8	1706.0706	29.76	3.20	-42.66	51.42	41.72	74.00	32.28	Pass	V	PK
9	1953.6954	31.39	3.42	-42.63	51.60	43.78	74.00	30.22	Pass	V	PK
10	4874.0000	34.50	4.78	-40.61	47.52	46.19	74.00	27.81	Pass	V	PK
11	7311.0000	36.41	5.85	-40.93	45.84	47.17	74.00	26.83	Pass	V	PK
12	9748.0000	37.70	6.77	-40.63	47.35	51.19	74.00	22.81	Pass	V	PK

Mode:		802.11 n(HT40) (13.5Mbps) Transmitting						Channel:		2452	
NO	Freq. [MHz]	Ant Factor [dB]	Cable loss [dB]	Pream gain [dB]	Reading [dBμV]	Level [dBμV/m]	Limit [dBμV/m]	Margin [dB]	Result	Polarity	Remark
1	1731.4731	29.93	3.22	-42.68	51.07	41.54	74.00	32.46	Pass	H	PK
2	2158.9159	31.92	3.65	-42.54	51.05	44.08	74.00	29.92	Pass	H	PK
3	3941.0627	33.75	4.34	-40.90	50.38	47.57	74.00	26.43	Pass	H	PK
4	4904.0000	34.50	4.88	-40.58	46.84	45.64	74.00	28.36	Pass	H	PK
5	7356.0000	36.46	5.85	-40.89	48.13	49.55	74.00	24.45	Pass	H	PK
6	9808.0000	37.72	6.59	-40.57	47.12	50.86	74.00	23.14	Pass	H	PK
7	1187.4187	28.09	2.67	-42.87	52.05	39.94	74.00	34.06	Pass	V	PK
8	1814.0814	30.47	3.34	-42.70	50.95	42.06	74.00	31.94	Pass	V	PK
9	2298.3298	32.12	3.80	-42.48	50.90	44.34	74.00	29.66	Pass	V	PK
10	4904.0000	34.50	4.88	-40.58	47.61	46.41	74.00	27.59	Pass	V	PK
11	7356.0000	36.46	5.85	-40.89	47.30	48.72	74.00	25.28	Pass	V	PK
12	9808.0000	37.72	6.59	-40.57	47.83	51.57	74.00	22.43	Pass	V	PK

Note:

1) Through Pre-scan transmitting mode and charge+transmitter mode with all kind of modulation and data rate, find the 11Mbps of rate is the worst case of 802.11b; 6Mbpsof rate is the worst case of 802.11g; 6.5Mbps of rate is the worst case of 802.11n(HT20) ; 13.5Mbps of rate is the worst case of 802.11n(HT40),and then Only the worst case is recorded in the report.

2) The field strength is calculated by adding the Antenna Factor, Cable Factor & Preamplifier. The basic equation with a sample calculation is as follows:

Final Test Level =Receiver Reading - Correct Factor

Correct Factor = Preamplifier Factor– Antenna Factor–Cable Factor

3) Scan from 9kHz to 25GHz, the disturbance above 13GHz and below 30MHz was very low, and the above harmonics were the highest point could be found when testing, so only the above harmonics had been displayed. The amplitude of spurious emissions from the radiator which are attenuated more than 20dB below the limit need not be reported.