Product User Manual

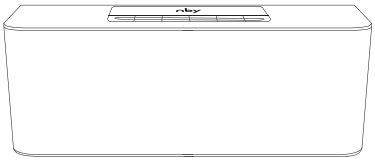

WIRELESS SPEAKER

Product overview

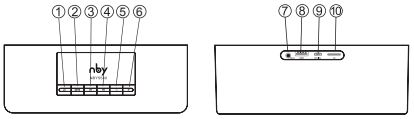

① ON/OFF Switch

② Mode switch / Play,Pause,Telephone

③ Next song

④ Previous song

⑤ Volume -

⑥ Volume+

⑦ 3.5mm audio input line/Auxiliary

⑧ USB

⑨ Charging port

⑩ TF Card or Micro/Mini SD CARD

Connection method

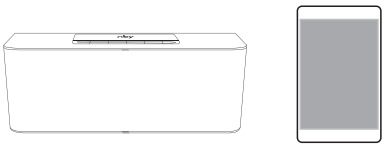

①Turn on the speaker

Turn on the speaker the speaker will automatically enter into the wireless mode.

②Connect to mobile devices

Turn on wireless option in mobile device,select (model name) in the mobile device,the speaker will make a beep sound after successful connection.
For future uses,just keep the mobile device's wireless turned on, it can automatically connect.

Other instructions

Connect to new mobile device

If the current device with the speaker is connected,you need to disconnect the current device's wireless,then use the new mobile device to connect the speaker.

Instructions for use

【 ⏻ 】

ON/OFF Button

Press "ON" to turn on the speaker. Press "OFF" to turn off the speaker.

【 ⏮ / — 】

Prev/Volume-Button

When play or pause in Wireless /TF card /USB Mode,short press to previous music.
When in FM mode, short press to previous radio station.
In any mode,long press to reduce the volume, there will be prompt "Beep" sound at the minimum volume.

【 ⏭ / + 】

Next/Volume+ Button

When play or pause in Wireless/TF card/USB Mode,short press to next music.
When in FM mode,short press to next radio station.
In any mode,long press to increase the volume,there will be prompt "Beep" sound at the maximum volume.

【 M/⏯ 】

Play,Pause,Telephone,Station search key

When in Wireless,TF card ,USB music play back mode,short press to pause,short press again to play.

When in FM mode,short prees to auto search, short press again to stop searching the radio station.

In Wireless mode, when incoming calls,short press to answer the phone, short press again to hang up the phone,long press to reject phone.

In Wireless mode,when no call,long press to call-back,back to the last outgoing telephone number.

【M】

Mode switch,LED spectrum lamp Button

Press this button to switch Wireless mode,TF card,USB,Radio, LINE IN (in LINE-IN mode, Wireless, calls will be invalid.).
When without TF card,USB,3.5mm audio input line,press this button only to switch between Wireless and FM Mode.
Short press to open,switch,close the LED spectrum function.

Technical parameter

Loudspeaker Output	50mm*2 4ohm THD<1%)
Speaker	ϕ5W*2
Version	V5.0
Frequency response range	90Hz-20KHz
Signal Noise Rate	>80dB
Battery Capacity/ Voltage	1200mAh /3.7V
Battery Charge Time	1-2hours
Working Time	2-4hours
USB power Input	5V 2A
Speaker Size	207x67x80mm

This device complies
with part 15 of the FCC Rules. Operation is subject to the following two conditions: (1) This device may not cause harmful interference, and (2) this device must accept any interference received, including interference that may cause undesired operation.
Note: This equipment
has been tested and found to comply with the limits for a Class B digital device, pursuant to part 15 of the FCC Rules. These limits are designed to provide reasonable protection against harmful interference in a residential installation. This equipment generates, uses and can radiate radio frequency energy and, if not installed and used in accordance with the instructions, may cause harmful interference to radio communications. However, there is no guarantee that interference will not occur in a particular installation. If this equipment does cause harmful interference to radio or television reception, which can be determined by turning the equipment off and on, the user is encouraged to try to correct the interference by one or more of the following measures:
—Reorient or
relocate the receiving antenna.
—Increase the
separation between the equipment and receiver.
—Connect the
equipment into an outlet on a circuit different from that to which the receiver is connected.
—Consult the dealer
or an experienced radio/TV technician for help.

Changes or modifications not expressly approved by the party responsible for compliance could void the user's authority to operate the equipment.

Size:65*85mm折页