Beamforming on

Reference level

Mode 6: IEEE 802.11n 2.4 GHz 20 MHz(256QAM) Continuous TX mode_ANT-0	
2412 MHz	
2437 MHz	
2462 MHz	

Mode 7: IEEE 802.11n 2.4 GHz 40 MHz(256QAM) Continuous TX mode_ANT-0	
2422 MHz	
2437 MHz	
2452 MHz	

Mode 8: IEEE 802.11ax 2.4 GHz 20 MHz Continuous TX mode_ANT-0	
2412 MHz	
2437 MHz	
2462 MHz	

Mode 9: IEEE 802.11ax 2.4 GHz 40 MHz Continuous TX mode_ANT-0	
2422 MHz	
2437 MHz	
2452 MHz	

Mode 6: IEEE 802.11n 2.4 GHz 20 MHz(256QAM) Continuous TX mode_ANT-1	
2412 MHz	
2437 MHz	
2462 MHz	

Mode 7: IEEE 802.11n 2.4 GHz 40 MHz(256QAM) Continuous TX mode_ANT-1	
2422 MHz	
2437 MHz	
2452 MHz	

Mode 8: IEEE 802.11ax 2.4 GHz 20 MHz Continuous TX mode_ANT-1	
2412 MHz	
2437 MHz	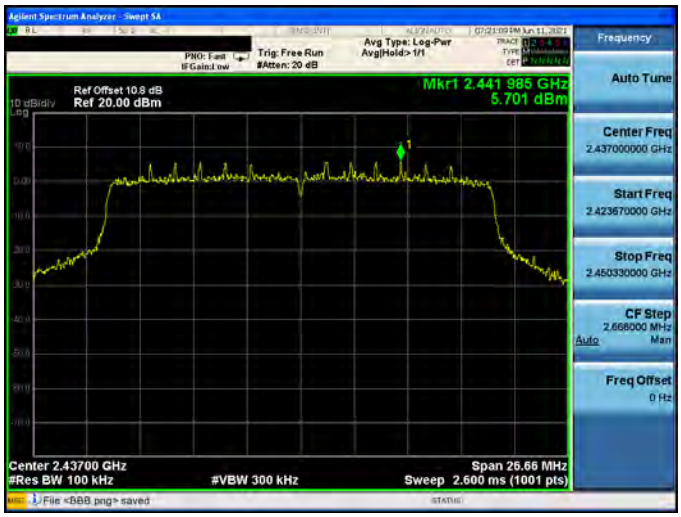
2462 MHz	

Mode 9: IEEE 802.11ax 2.4 GHz 40 MHz Continuous TX mode_ANT-1	
2422 MHz	
2437 MHz	
2452 MHz	

Out of Band Conducted Emissions

Mode 6: IEEE 802.11n 2.4 GHz 20 MHz(256QAM) Continuous TX mode_ANT-0	
2412 MHz	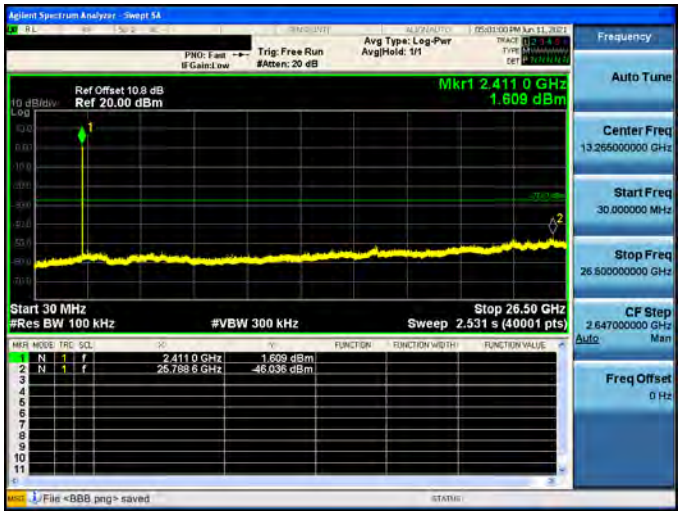
2437 MHz	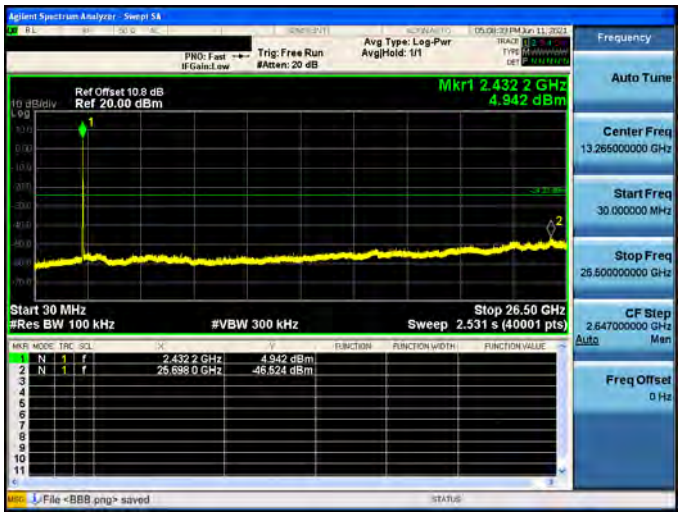
2462 MHz	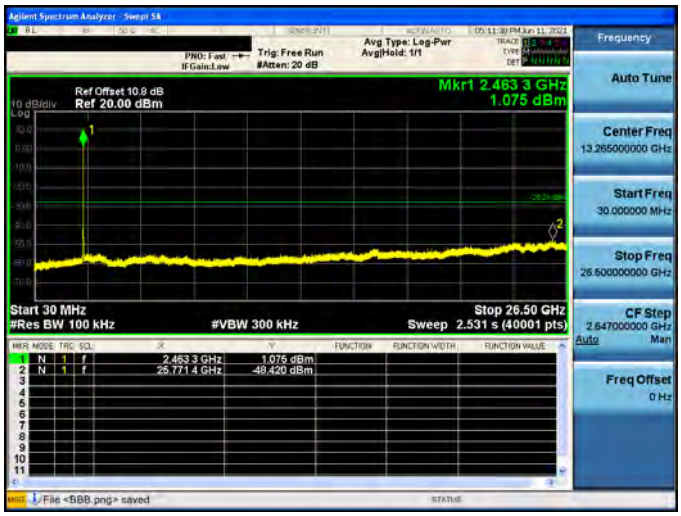

Mode 7: IEEE 802.11n 2.4 GHz 40 MHz(256QAM) Continuous TX mode_ANT-0	
2422 MHz	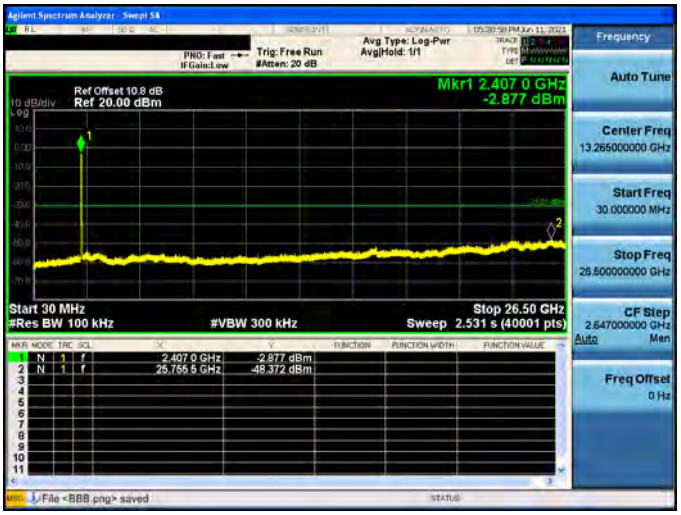
2437 MHz	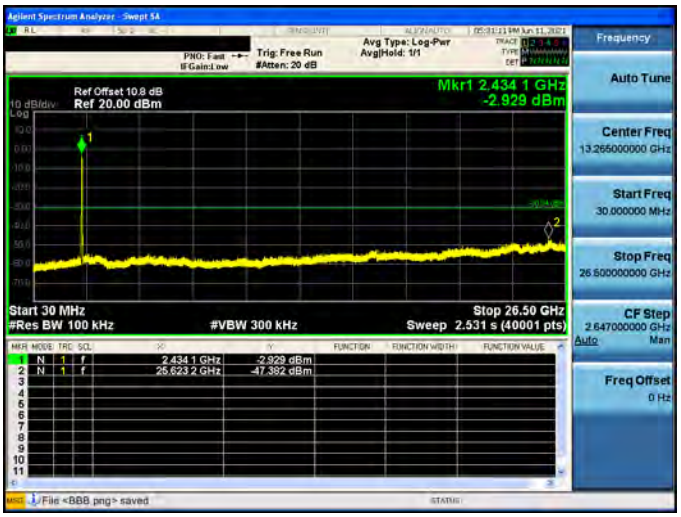
2452 MHz	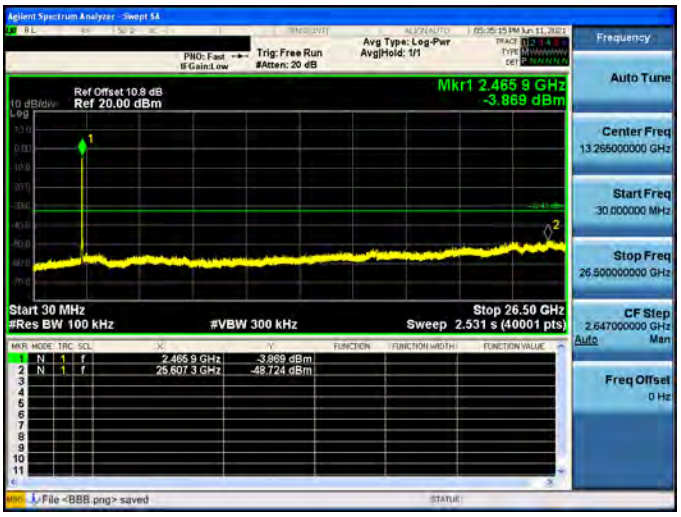

Mode 8: IEEE 802.11ax 2.4 GHz 20 MHz Continuous TX mode_ANT-0	
2412 MHz	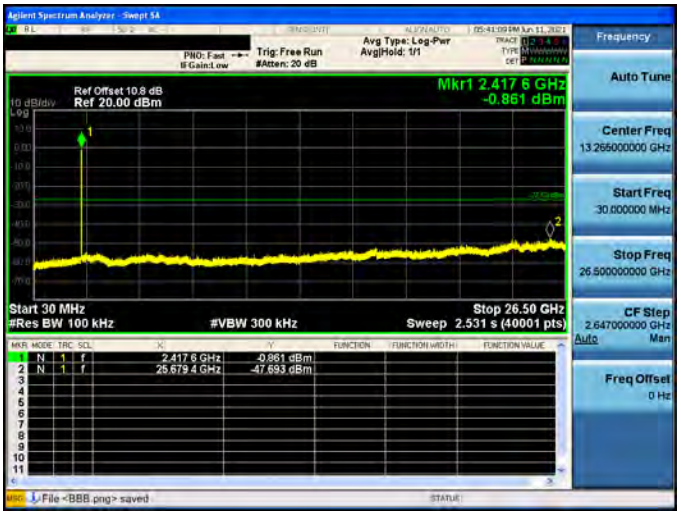
2437 MHz	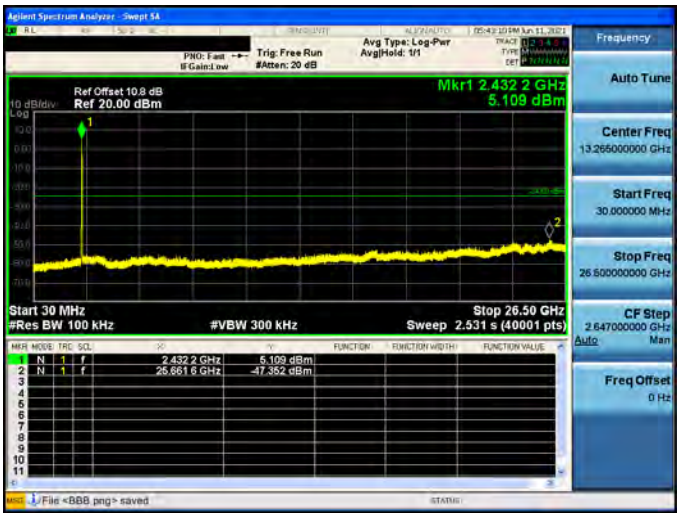
2462 MHz	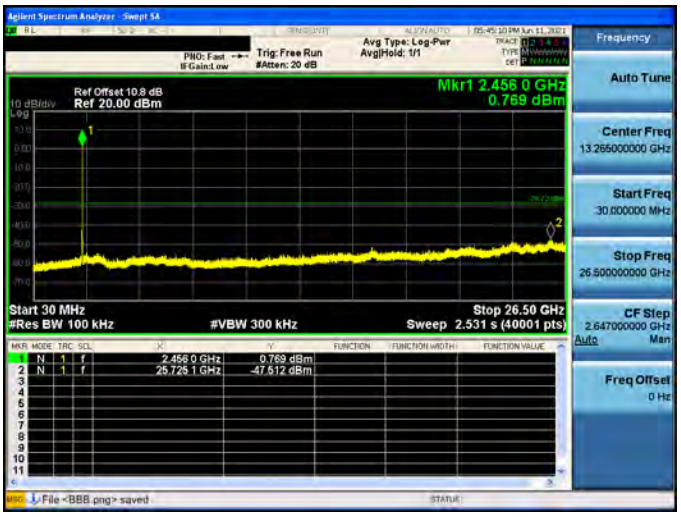

Mode 9: IEEE 802.11ax 2.4 GHz 40 MHz Continuous TX mode_ANT-0	
2422 MHz	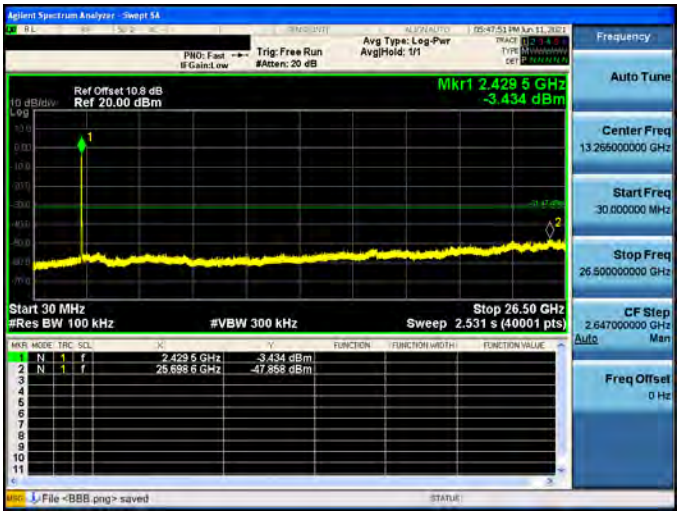
2437 MHz	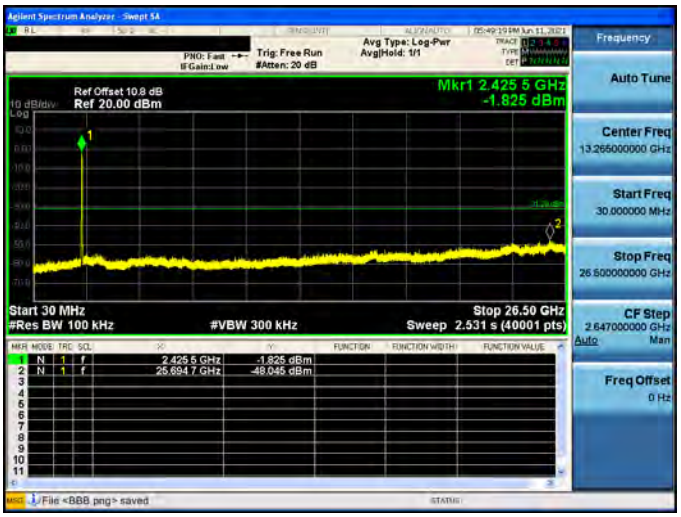
2452 MHz	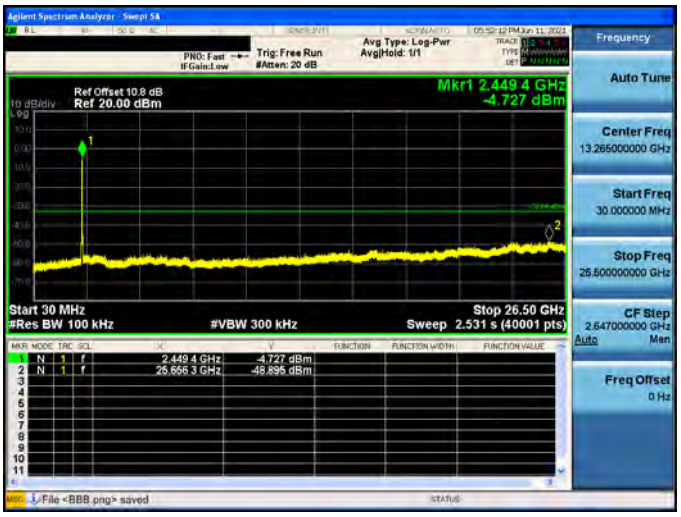

Mode 6: IEEE 802.11n 2.4 GHz 20 MHz(256QAM) Continuous TX mode_ANT-1	
2412 MHz	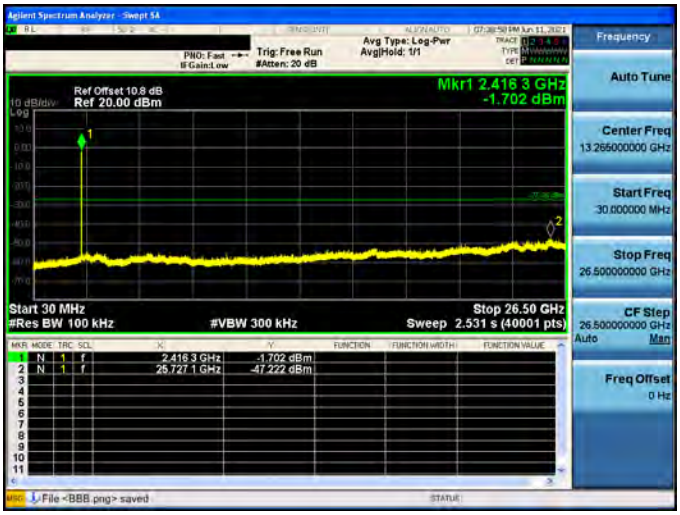
2437 MHz	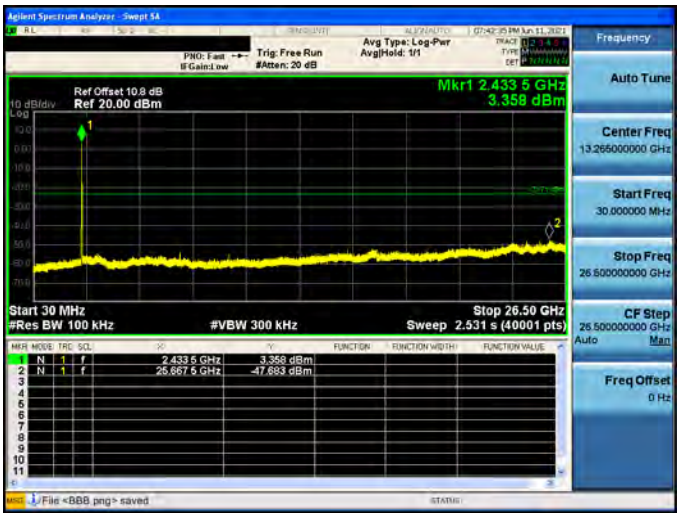
2462 MHz	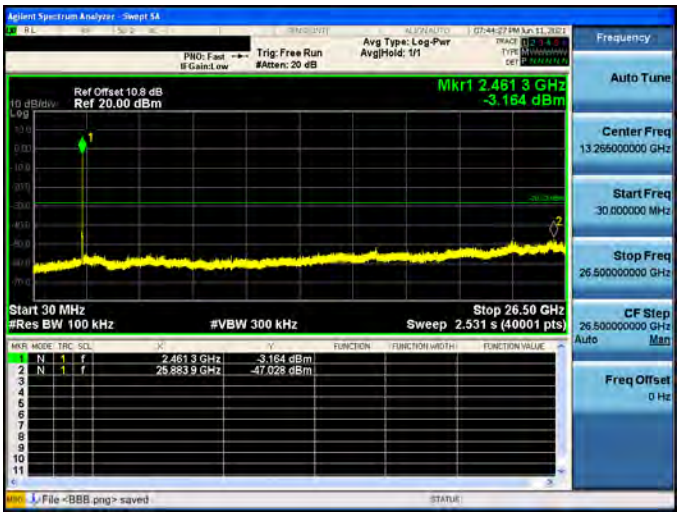

Mode 7: IEEE 802.11n 2.4 GHz 40 MHz(256QAM) Continuous TX mode_ANT-1	
2422 MHz	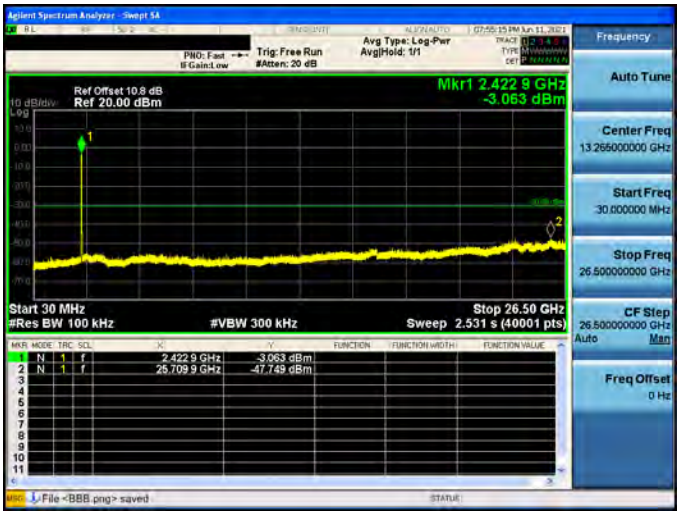
2437 MHz	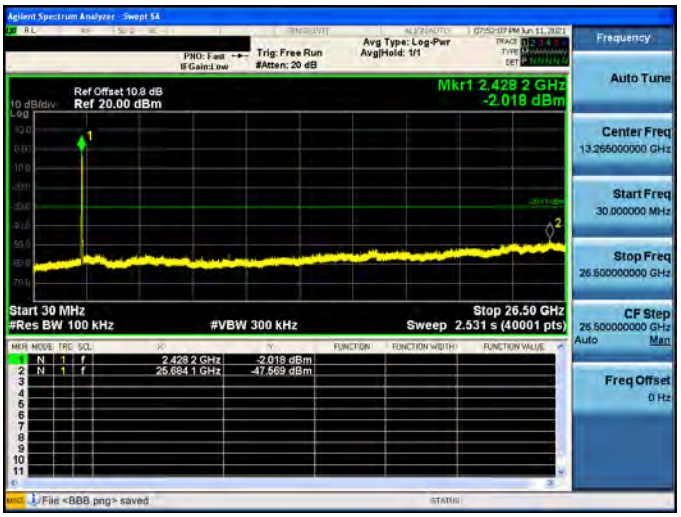
2452 MHz	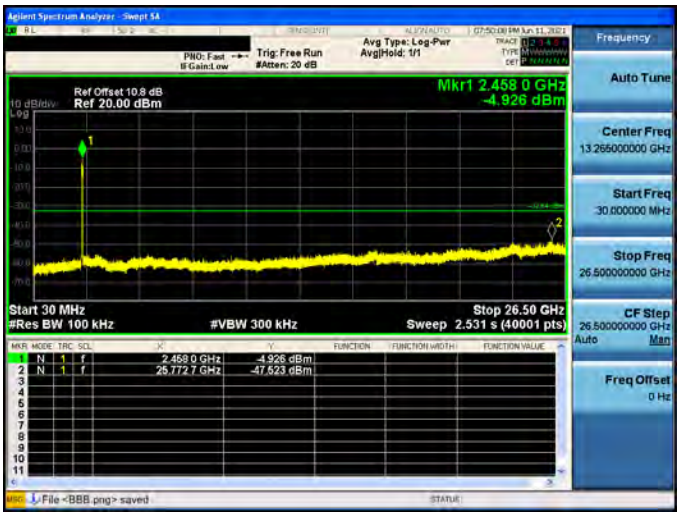

Mode 8: IEEE 802.11ax 2.4 GHz 20 MHz Continuous TX mode_ANT-1	
2412 MHz	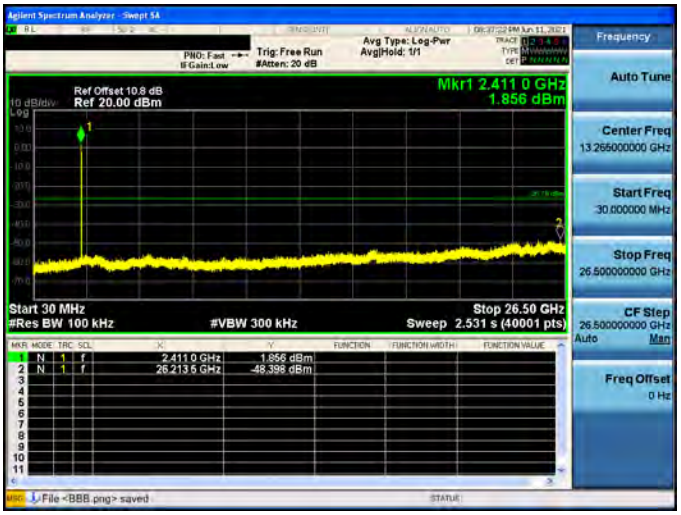
2437 MHz	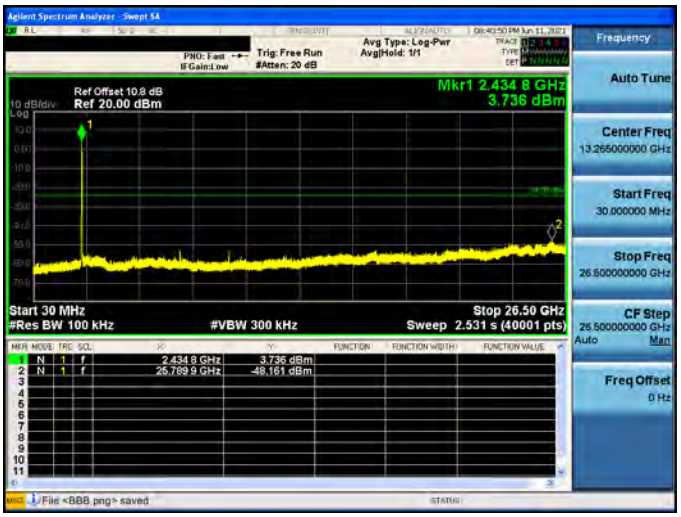
2462 MHz	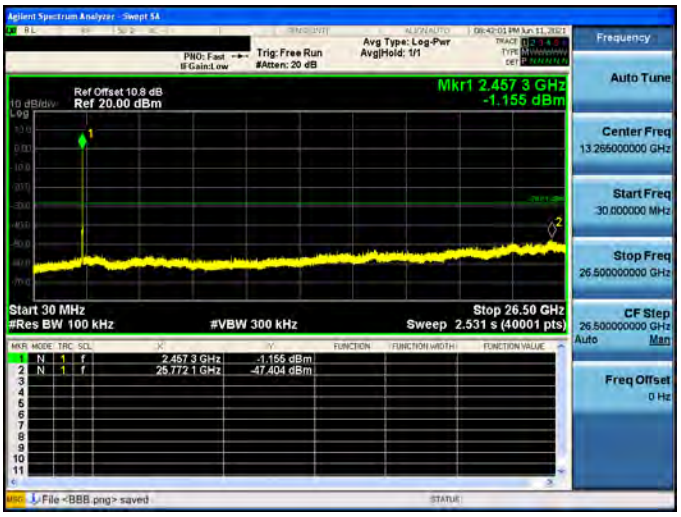

Mode 9: IEEE 802.11ax 2.4 GHz 40 MHz Continuous TX mode_ANT-1	
2422 MHz	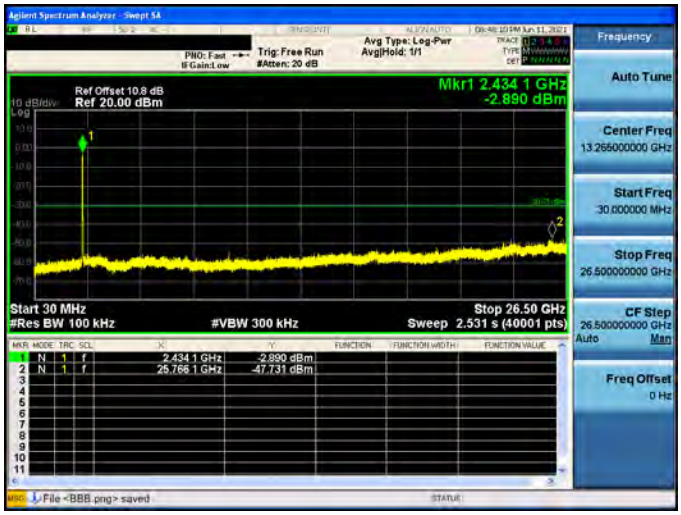
2437 MHz	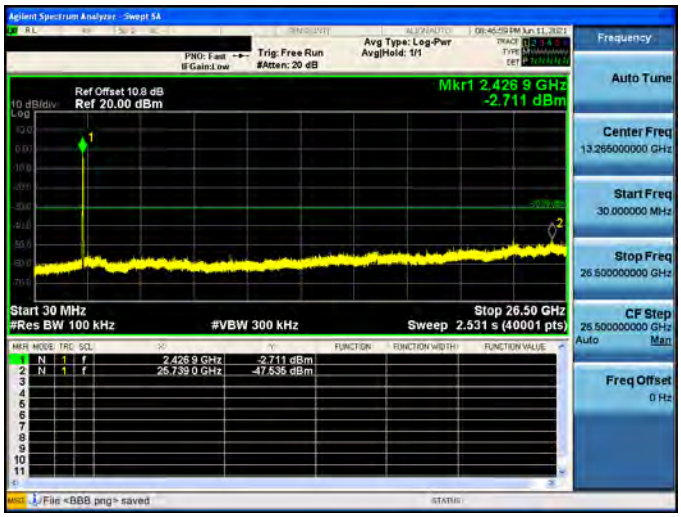
2452 MHz	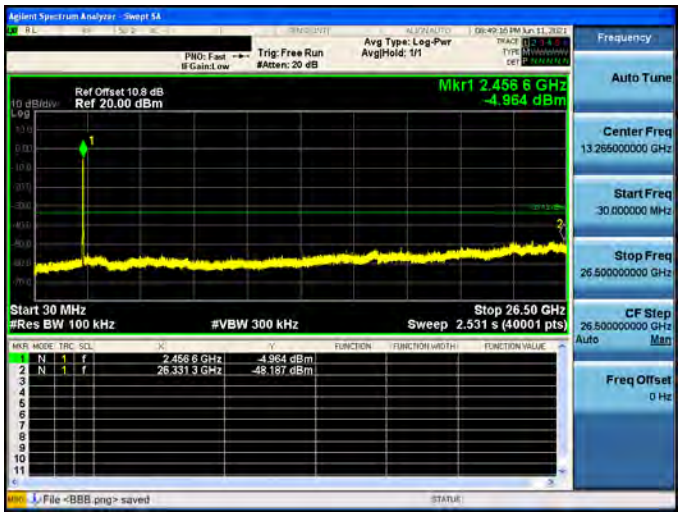

Conducted Band Edge

Mode 6: IEEE 802.11n 2.4 GHz 20 MHz(256QAM) Continuous TX mode_ANT-0	
2412 MHz	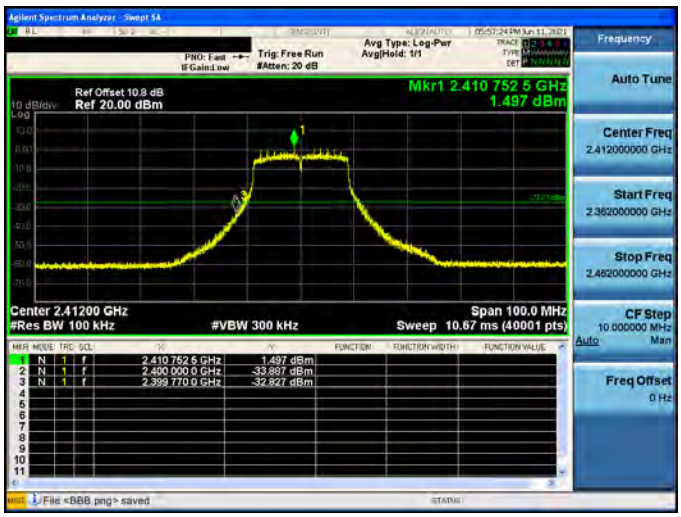
2462 MHz	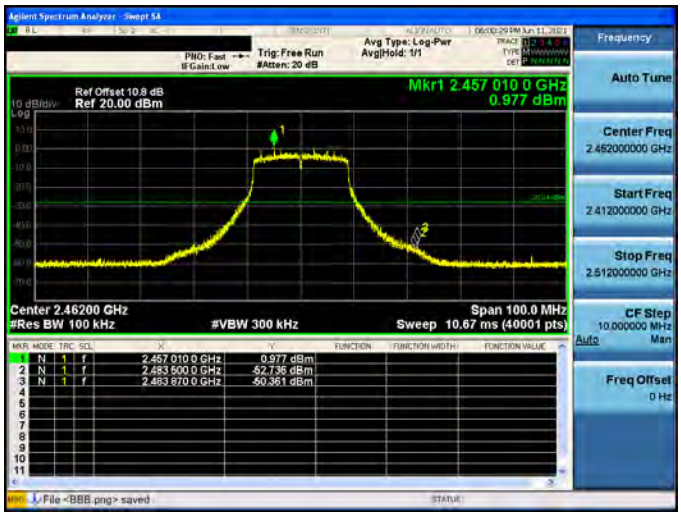

Mode 7: IEEE 802.11n 2.4 GHz 40 MHz(256QAM) Continuous TX mode_ANT-0	
2422 MHz	
2452 MHz	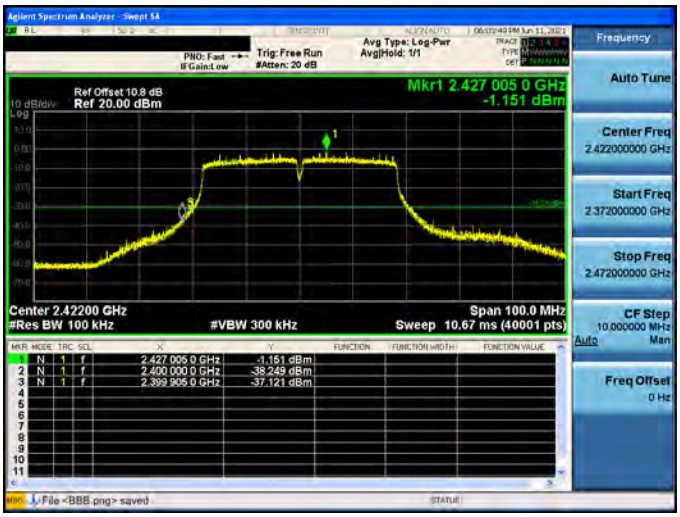

Mode 8: IEEE 802.11ax 2.4 GHz 20 MHz Continuous TX mode_ANT-0	
2412 MHz	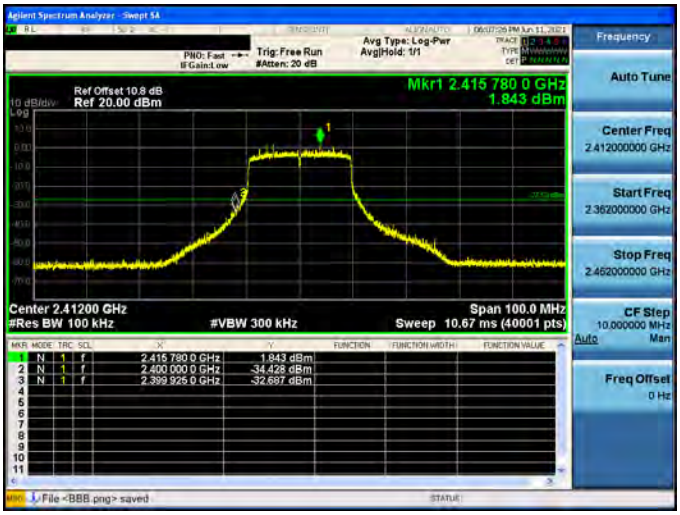
2462 MHz	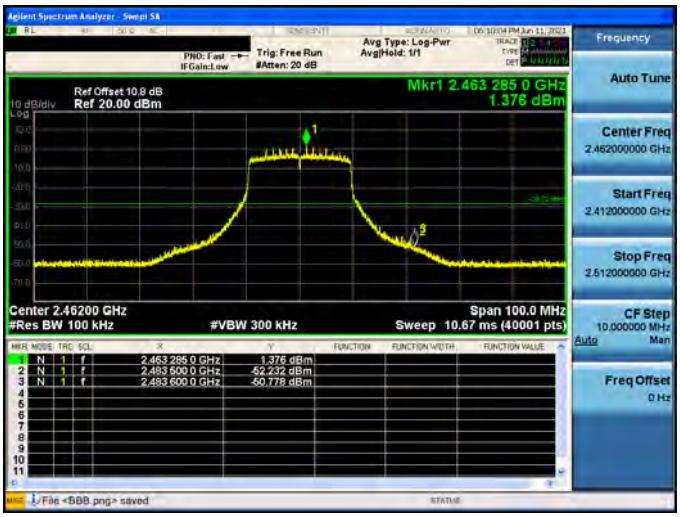

Mode 9: IEEE 802.11ax 2.4 GHz 40 MHz Continuous TX mode_ANT-0	
2422 MHz	
2452 MHz	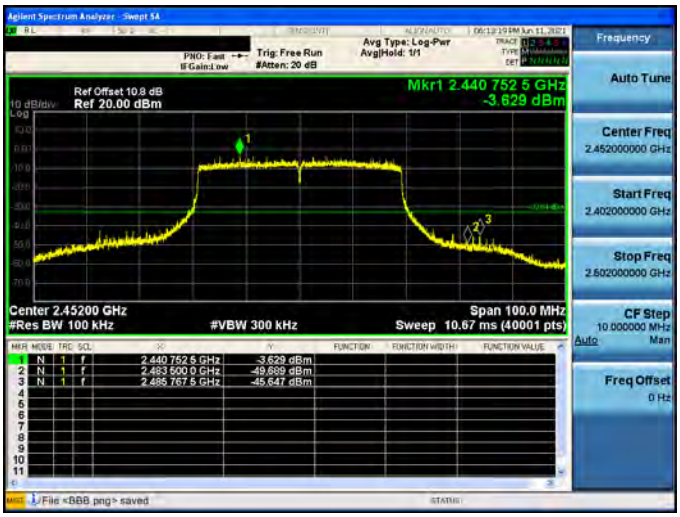

Mode 6: IEEE 802.11n 2.4 GHz 20 MHz(256QAM) Continuous TX mode_ANT-1	
2412 MHz	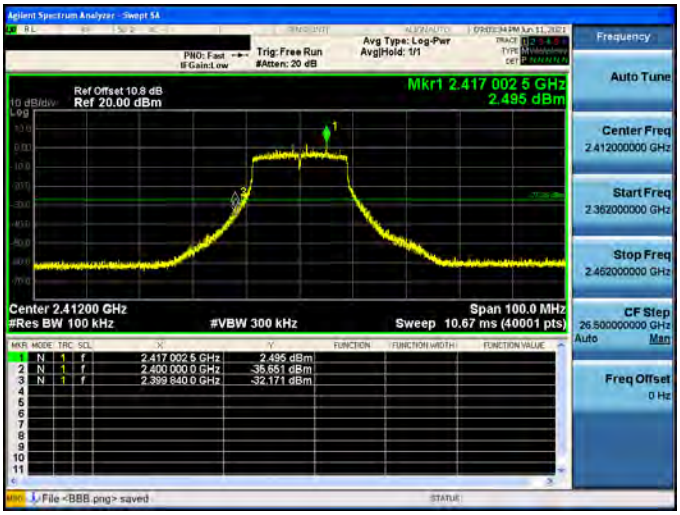
2462 MHz	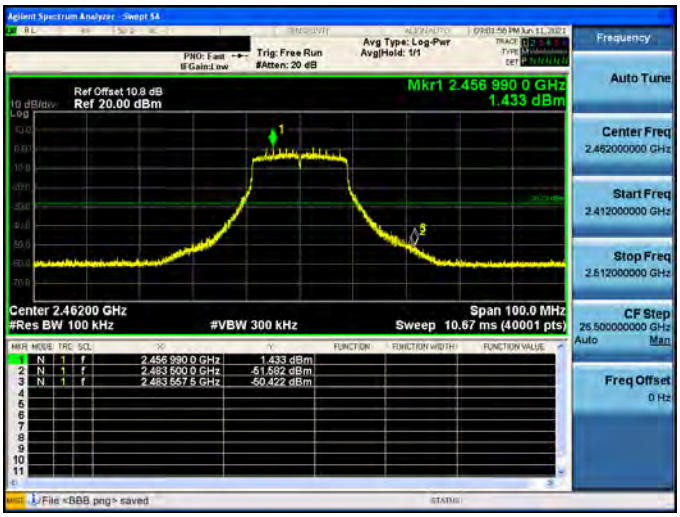

Mode 7: IEEE 802.11n 2.4 GHz 40 MHz(256QAM) Continuous TX mode_ANT-1	
2422 MHz	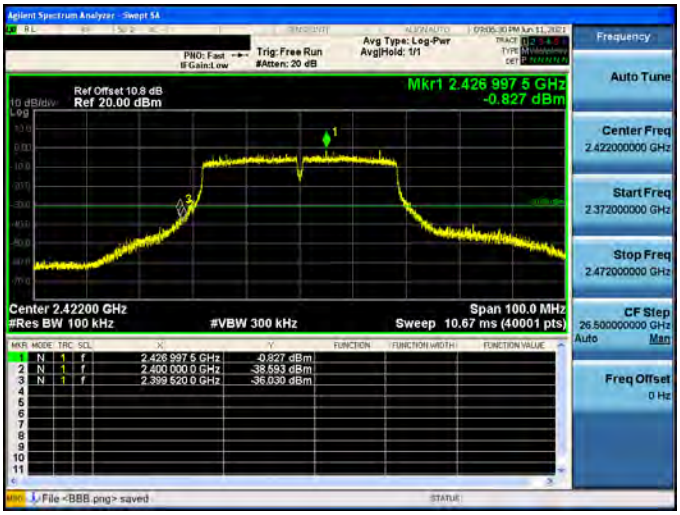
2452 MHz	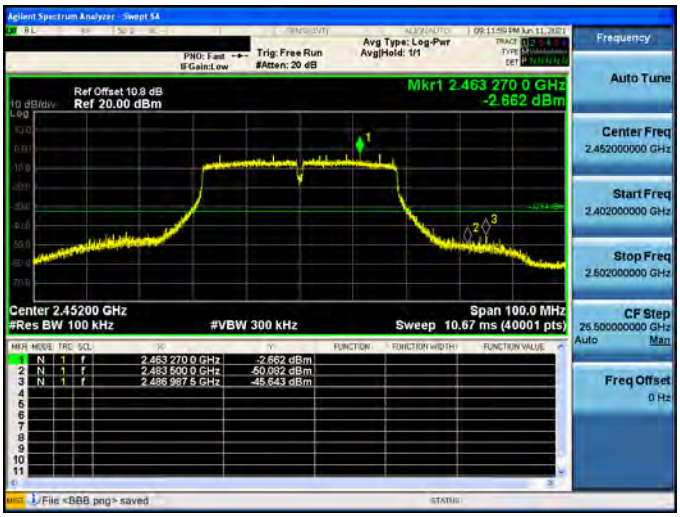

Mode 8: IEEE 802.11ax 2.4 GHz 20 MHz Continuous TX mode_ANT-1	
2412 MHz	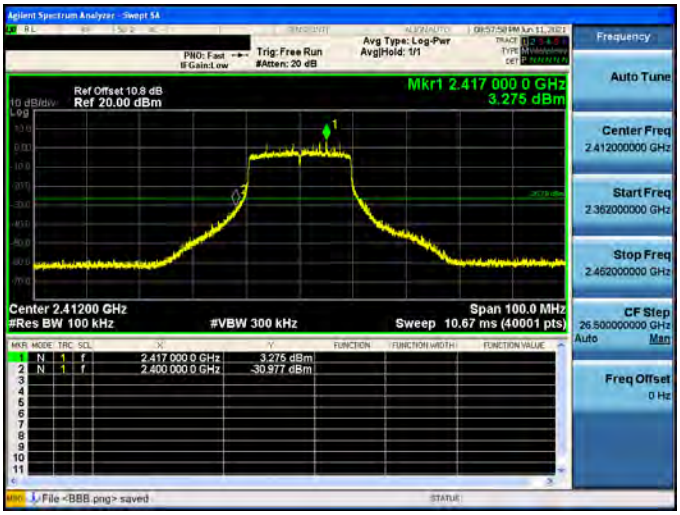
2462 MHz	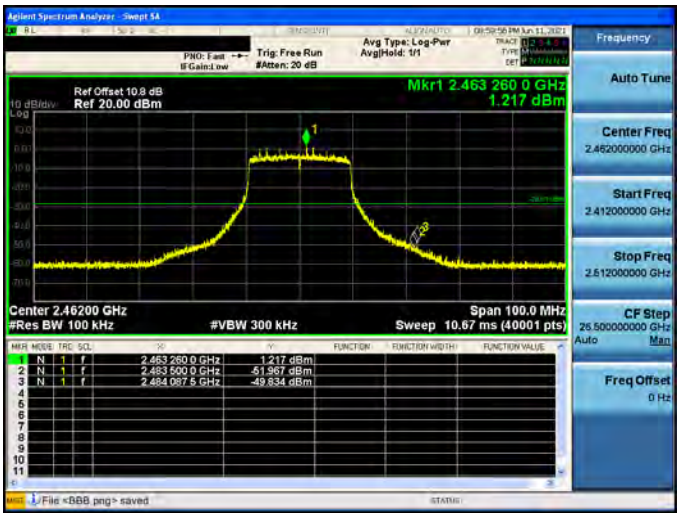

Mode 9: IEEE 802.11ax 2.4 GHz 40 MHz Continuous TX mode_ANT-1	
2422 MHz	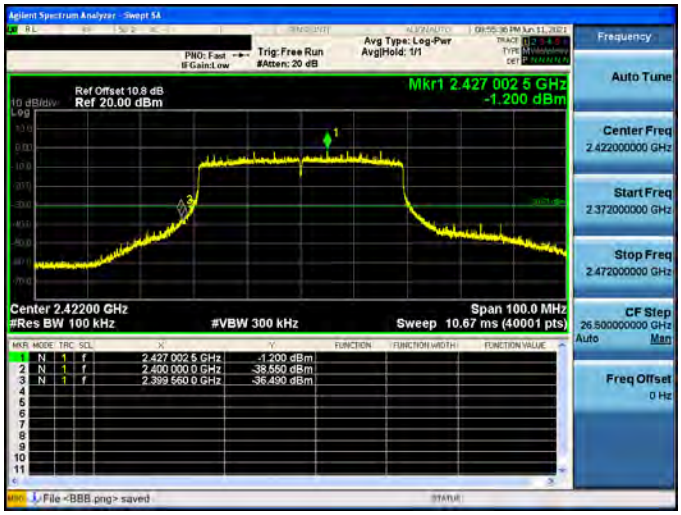
2452 MHz	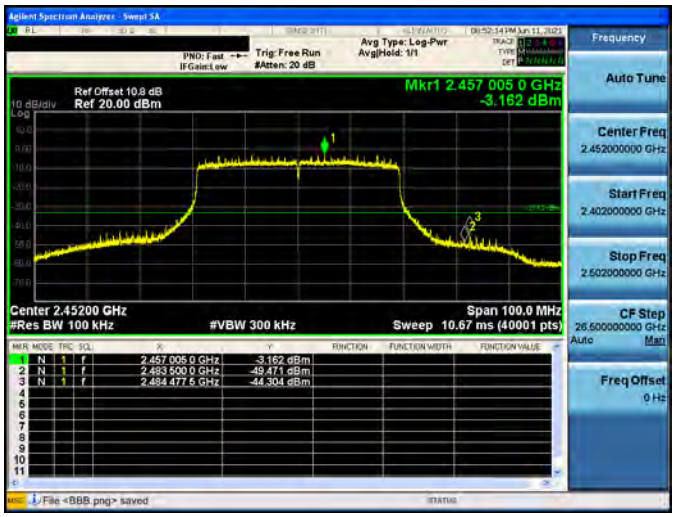

Annex C. Radiated Emission Measurement

Below 1 GHz

Standard:	FCC Part 15.247	Test Distance:	3m
Frequency:	2412 MHz		
Mode:	Mode 6		
Ant.Polar.:	Horizontal		

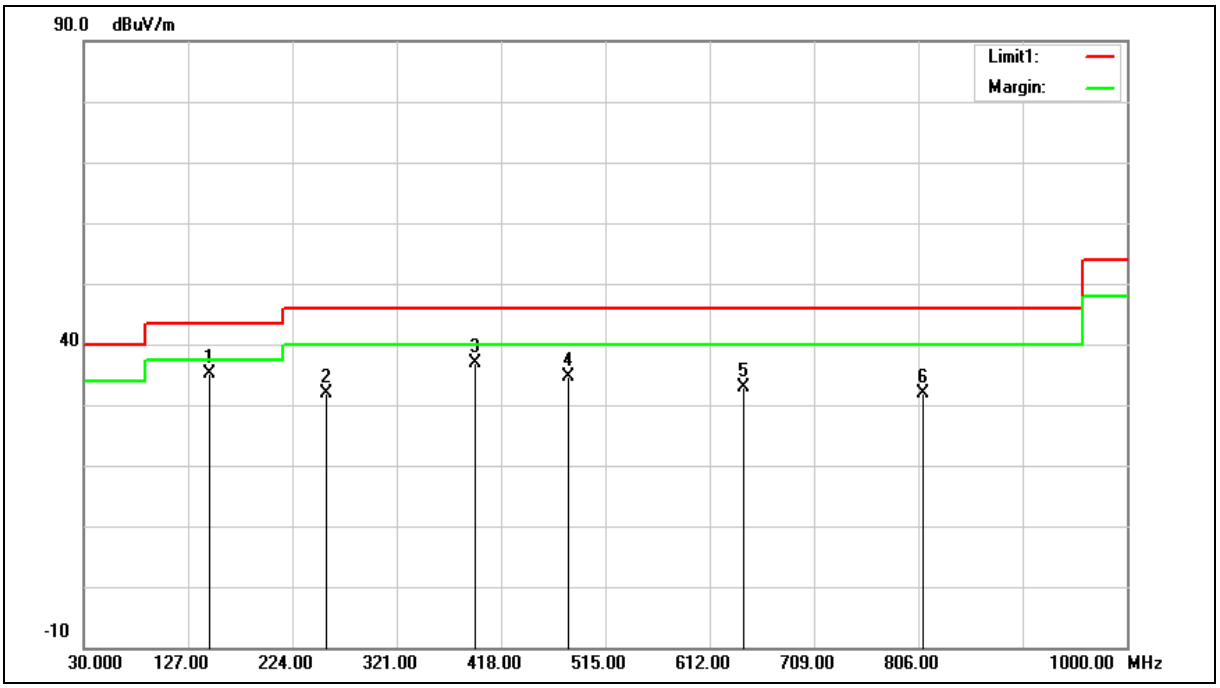

No.	Frequency (MHz)	Reading (dBuV)	Correct Factor (dB/m)	Result (dBuV/m)	Limit (dBuV/m)	Margin (dB)	Remark
1	147.3700	42.74	-7.70	35.04	43.50	-8.46	QP
2	256.0100	40.11	-8.16	31.95	46.00	-14.05	QP
3	393.7500	41.79	-4.91	36.88	46.00	-9.12	QP
4	480.0800	38.31	-3.73	34.58	46.00	-11.42	QP
5	643.0400	33.73	-0.80	32.93	46.00	-13.07	QP
6	809.8800	30.25	1.74	31.99	46.00	-14.01	QP

Note:1.Result (dBuV/m) = Correct Factor (dB/m) + Reading(dBuV).

Example: 35.04 = -7.70 + 42.74

2.Correction factor (dB/m) = Antenna Factor (dB/m) + Cable loss (dB) – Pre-Amplifier gain (dB).

3.When the peak results are less than average limit, so not need to evaluate the average.

Standard:	FCC Part 15.247	Test Distance:	3m
Frequency:	2412 MHz		
Mode:	Mode 6		
Ant.Polar.:	Vertical		

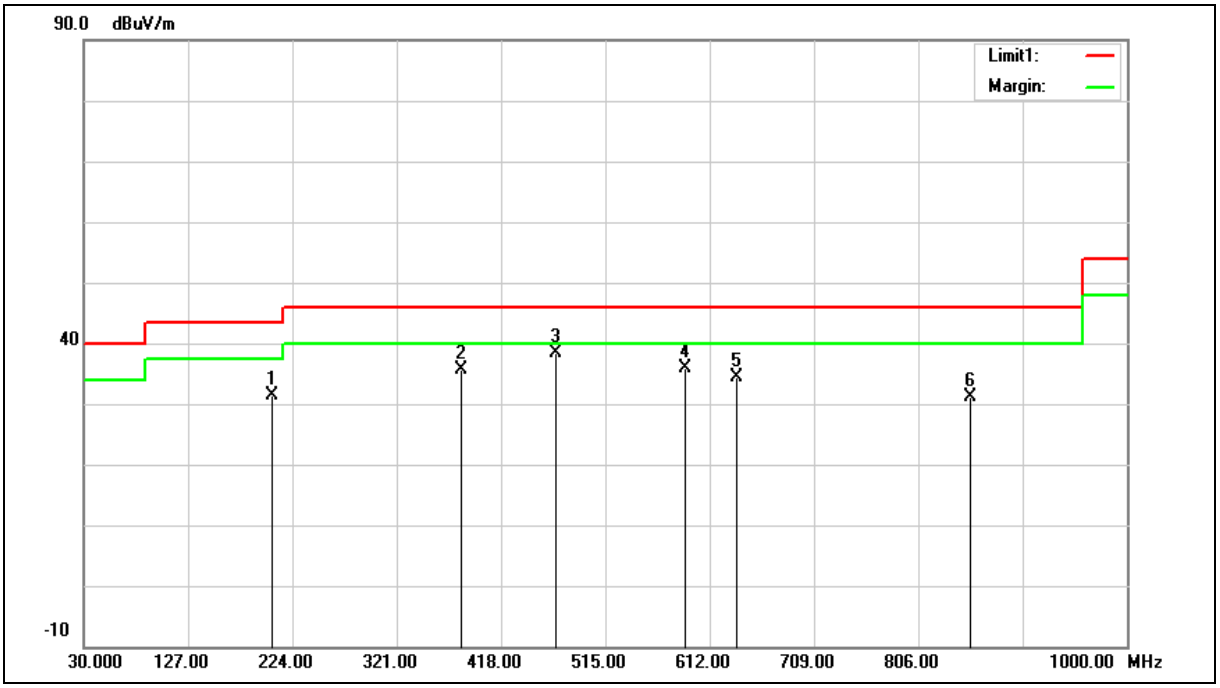

No.	Frequency (MHz)	Reading (dBuV)	Correct Factor (dB/m)	Result (dBuV/m)	Limit (dBuV/m)	Margin (dB)	Remark
1	205.5700	41.22	-9.85	31.37	43.50	-12.13	QP
2	381.1400	40.72	-5.11	35.61	46.00	-10.39	QP
3	468.4400	42.07	-3.80	38.27	46.00	-7.73	QP
4	589.6900	37.33	-1.50	35.83	46.00	-10.17	QP
5	637.2200	35.21	-0.85	34.36	46.00	-11.64	QP
6	854.5000	28.86	2.31	31.17	46.00	-14.83	QP

Note:1.Result (dBuV/m) = Correct Factor (dB/m) + Reading(dBuV).

Example: 31.37 = -9.85 + 41.22

2.Correction factor (dB/m) = Antenna Factor (dB/m) + Cable loss (dB) – Pre-Amplifier gain (dB).

3.When the peak results are less than average limit, so not need to evaluate the average.

Standard:	FCC Part 15.247	Test Distance:	3m
Frequency:	2412 MHz		
Mode:	Mode 8		
Ant.Polar.:	Horizontal		

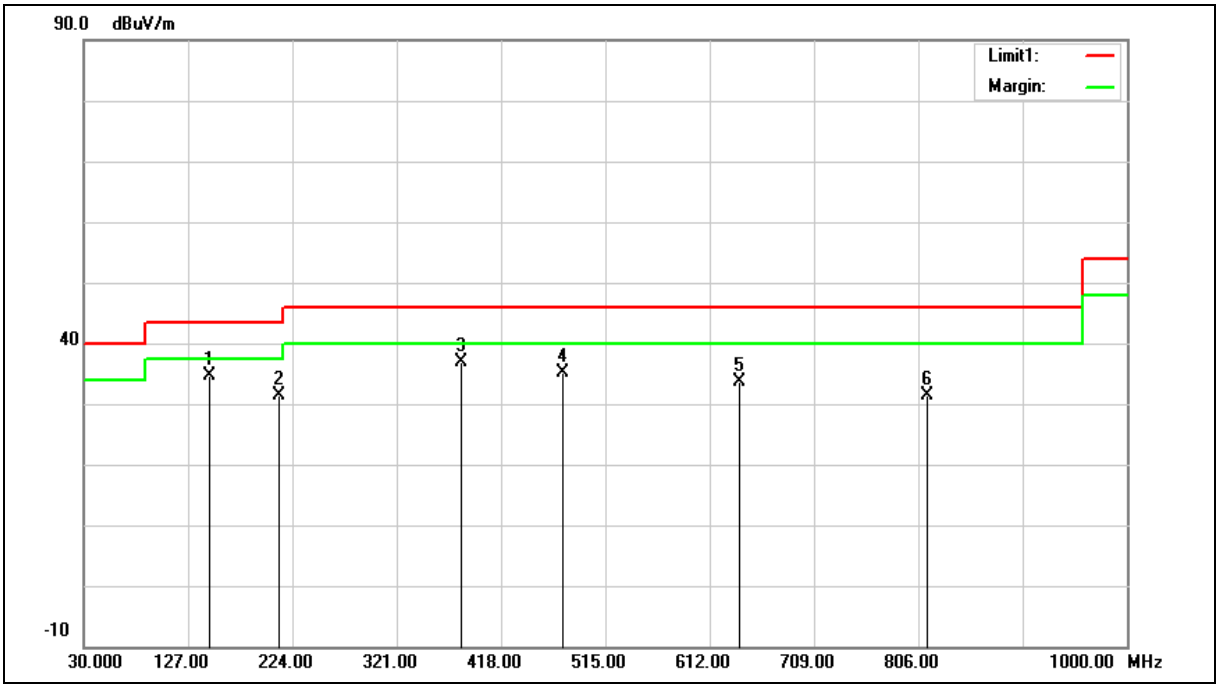

No.	Frequency (MHz)	Reading (dBuV)	Correct Factor (dB/m)	Result (dBuV/m)	Limit (dBuV/m)	Margin (dB)	Remark
1	147.3700	42.22	-7.70	34.52	43.50	-8.98	QP
2	211.3900	41.05	-9.76	31.29	43.50	-12.21	QP
3	381.1400	41.92	-5.11	36.81	46.00	-9.19	QP
4	475.2300	38.82	-3.76	35.06	46.00	-10.94	QP
5	640.1300	34.48	-0.82	33.66	46.00	-12.34	QP
6	814.7300	29.50	1.80	31.30	46.00	-14.70	QP

Note:1.Result (dBuV/m) = Correct Factor (dB/m) + Reading(dBuV).

Example: 34.52 = -7.70 + 42.22

2.Correction factor (dB/m) = Antenna Factor (dB/m) + Cable loss (dB) – Pre-Amplifier gain (dB).

3.When the peak results are less than average limit, so not need to evaluate the average.

Standard:	FCC Part 15.247	Test Distance:	3m
Frequency:	2412 MHz		
Mode:	Mode 8		
Ant.Polar.:	Vertical		

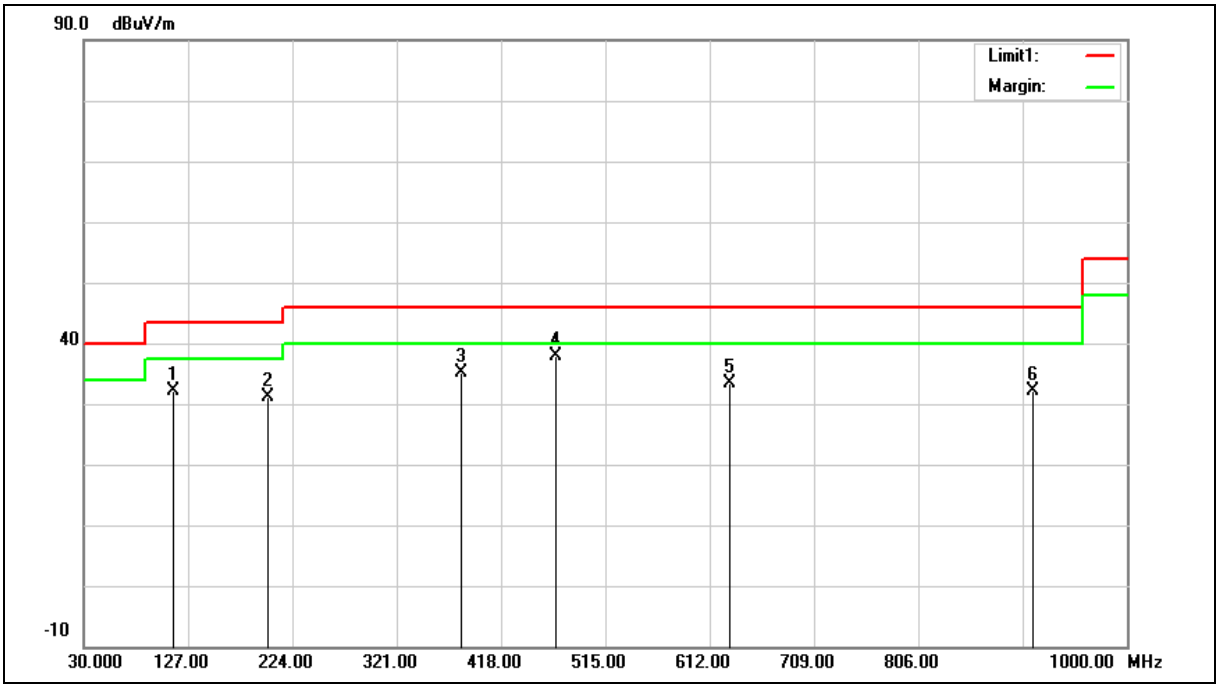

No.	Frequency (MHz)	Reading (dBuV)	Correct Factor (dB/m)	Result (dBuV/m)	Limit (dBuV/m)	Margin (dB)	Remark
1	113.4200	42.70	-10.62	32.08	43.50	-11.42	QP
2	201.6900	40.96	-9.91	31.05	43.50	-12.45	QP
3	381.1400	40.22	-5.11	35.11	46.00	-10.89	QP
4	468.4400	41.78	-3.80	37.98	46.00	-8.02	QP
5	630.4300	34.30	-0.93	33.37	46.00	-12.63	QP
6	912.7000	28.77	3.26	32.03	46.00	-13.97	QP

Note:1.Result (dBuV/m) = Correct Factor (dB/m) + Reading(dBuV).

Example: 32.08 = -10.62 + 42.70

2.Correction factor (dB/m) = Antenna Factor (dB/m) + Cable loss (dB) – Pre-Amplifier gain (dB).

3.When the peak results are less than average limit, so not need to evaluate the average.

Harmonic

Above 1 GHz

Standard:	FCC Part 15.247	Test Distance:	3 m
Test item:	Harmonic		
Frequency:	2412 MHz		
Mode:	Mode 2		
Ant.Polar.:	Horizontal		

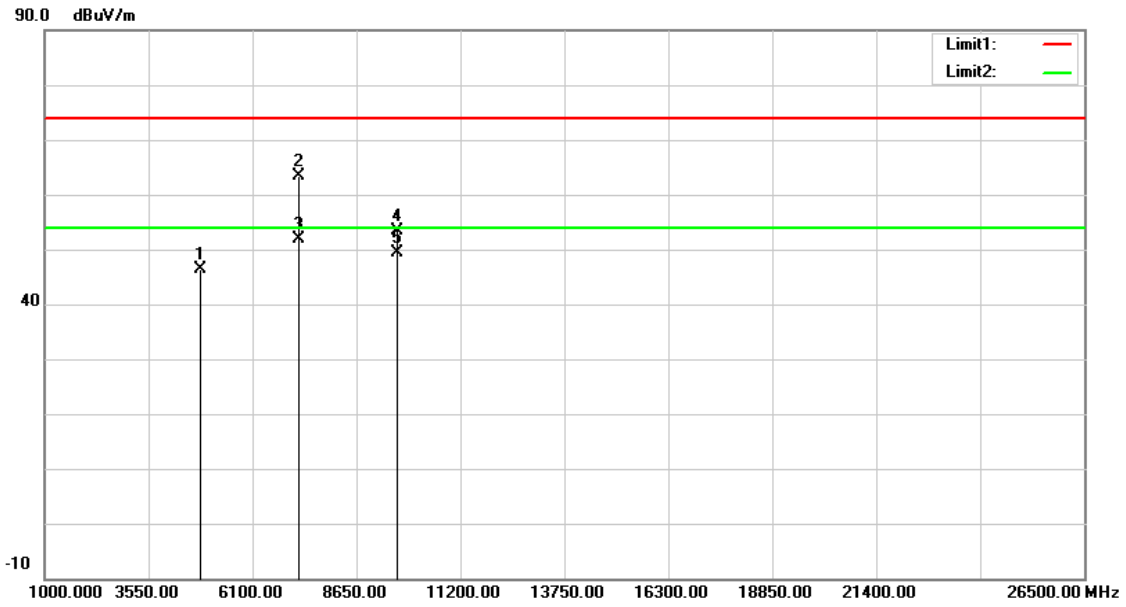

No.	Frequency (MHz)	Reading (dBuV)	Correct Factor (dB/m)	Result (dBuV/m)	Limit (dBuV/m)	Margin (dB)	Remark
1	4824.000	47.59	-1.25	46.34	74.00	-27.66	peak
2	7236.000	57.55	5.85	63.40	74.00	-10.60	peak
3	7236.000	46.07	5.85	51.92	54.00	-2.08	AVG
4	9648.000	42.95	10.36	53.31	74.00	-20.69	peak
5	9648.000	38.97	10.36	49.33	54.00	-4.67	AVG

Note:1.Result (dBuV/m) = Correct Factor (dB/m) + Reading(dBuV).

2.Correction factor (dB/m) = Antenna Factor (dB/m) + Cable loss (dB) – Pre-Amplifier gain (dB).

3.When the peak results are less than average limit, so not need to evaluate the average.

Standard:	FCC Part 15.247	Test Distance:	3 m
Test item:	Harmonic		
Frequency:	2412 MHz		
Mode:	Mode 2		
Ant.Polar.:	Vertical		

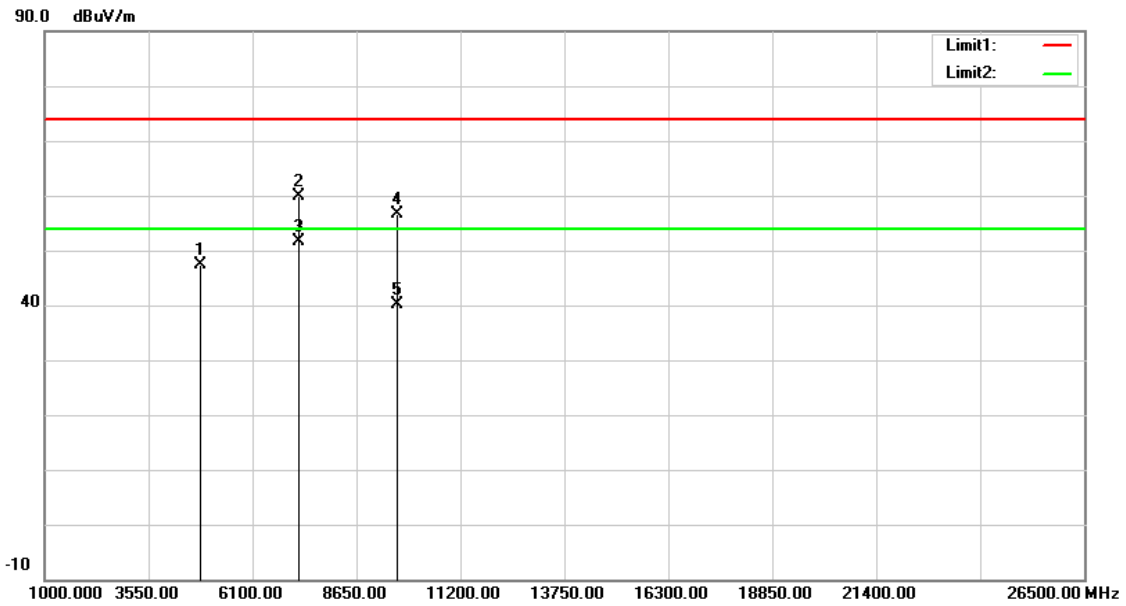

No.	Frequency (MHz)	Reading (dBuV)	Correct Factor (dB/m)	Result (dBuV/m)	Limit (dBuV/m)	Margin (dB)	Remark
1	4824.000	48.71	-1.25	47.46	74.00	-26.54	peak
2	7236.000	53.91	5.85	59.76	74.00	-14.24	peak
3	7236.000	45.82	5.85	51.67	54.00	-2.33	AVG
4	9648.000	46.37	10.36	56.73	74.00	-17.27	peak
5	9648.000	29.84	10.36	40.20	54.00	-13.80	AVG

Note:1.Result (dBuV/m) = Correct Factor (dB/m) + Reading(dBuV).

2.Correction factor (dB/m) = Antenna Factor (dB/m) + Cable loss (dB) – Pre-Amplifier gain (dB).

3.When the peak results are less than average limit, so not need to evaluate the average.

Standard:	FCC Part 15.247	Test Distance:	3 m
Test item:	Harmonic		
Frequency:	2437 MHz		
Mode:	Mode 2		
Ant.Polar.:	Horizontal		

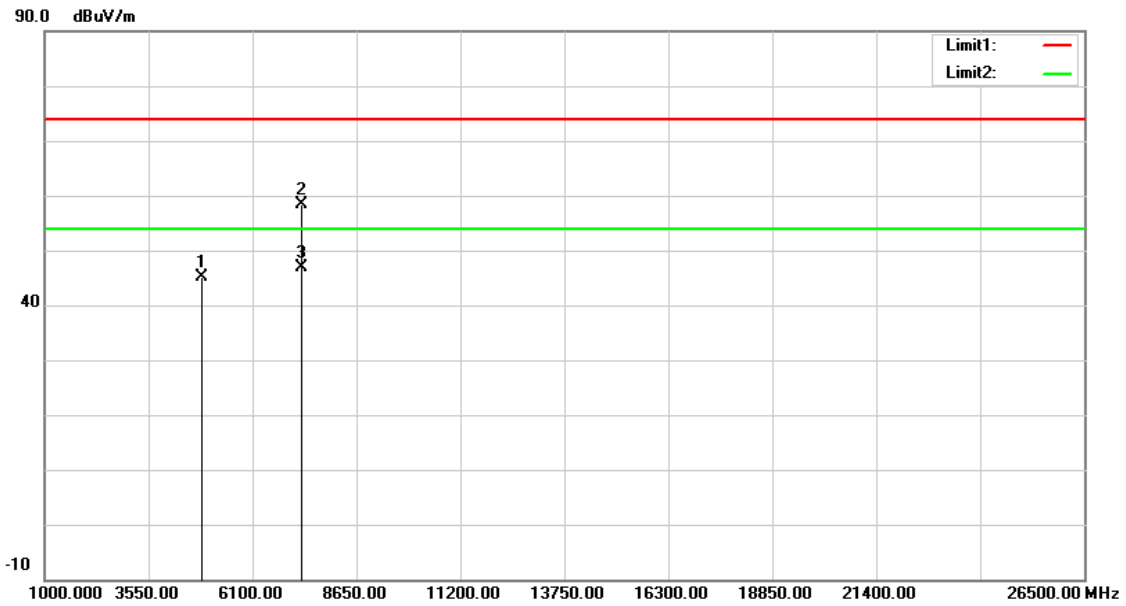

No.	Frequency (MHz)	Reading (dBuV)	Correct Factor (dB/m)	Result (dBuV/m)	Limit (dBuV/m)	Margin (dB)	Remark
1	4874.000	46.32	-1.12	45.20	74.00	-28.80	peak
2	7311.000	52.26	6.11	58.37	74.00	-15.63	peak
3	7311.000	40.67	6.11	46.78	54.00	-7.22	AVG

Note:1.Result (dBuV/m) = Correct Factor (dB/m) + Reading(dBuV).

2.Correction factor (dB/m) = Antenna Factor (dB/m) + Cable loss (dB) – Pre-Amplifier gain (dB).

3.When the peak results are less than average limit, so not need to evaluate the average.

Standard:	FCC Part 15.247	Test Distance:	3 m
Test item:	Harmonic		
Frequency:	2437 MHz		
Mode:	Mode 2		
Ant.Polar.:	Vertical		

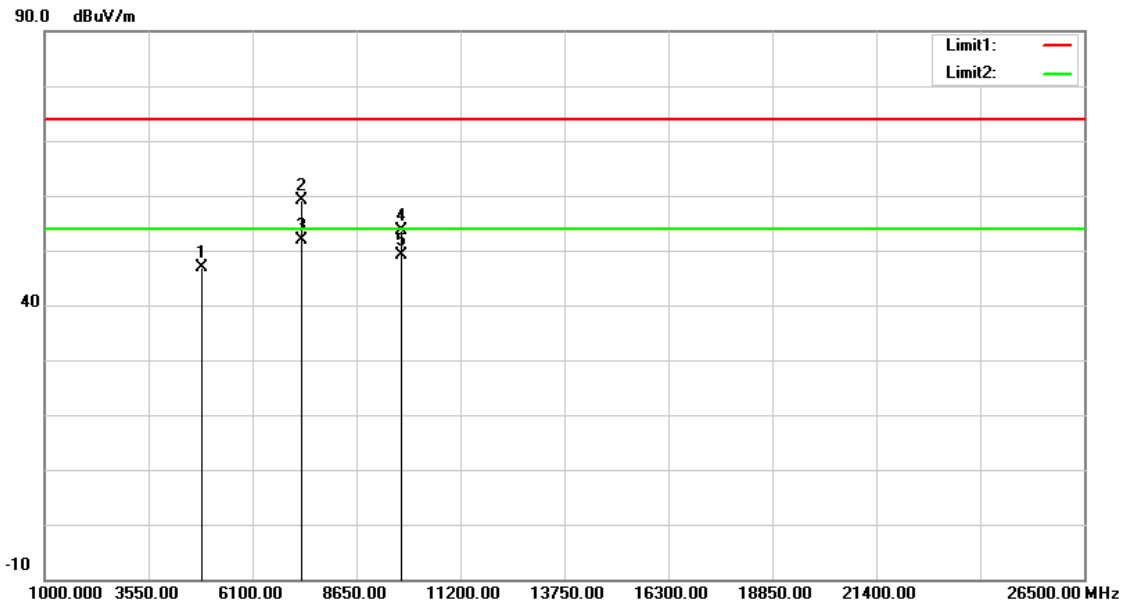

No.	Frequency (MHz)	Reading (dBuV)	Correct Factor (dB/m)	Result (dBuV/m)	Limit (dBuV/m)	Margin (dB)	Remark
1	4874.000	48.07	-1.12	46.95	74.00	-27.05	peak
2	7311.000	52.94	6.11	59.05	74.00	-14.95	peak
3	7311.000	45.78	6.11	51.89	54.00	-2.11	AVG
4	9748.000	43.26	10.48	53.74	74.00	-20.26	peak
5	9748.000	38.65	10.48	49.13	54.00	-4.87	AVG

Note:1.Result (dBuV/m) = Correct Factor (dB/m) + Reading(dBuV).

2.Correction factor (dB/m) = Antenna Factor (dB/m) + Cable loss (dB) – Pre-Amplifier gain (dB).

3.When the peak results are less than average limit, so not need to evaluate the average.

Standard:	FCC Part 15.247	Test Distance:	3 m
Test item:	Harmonic		
Frequency:	2462 MHz		
Mode:	Mode 2		
Ant.Polar.:	Horizontal		

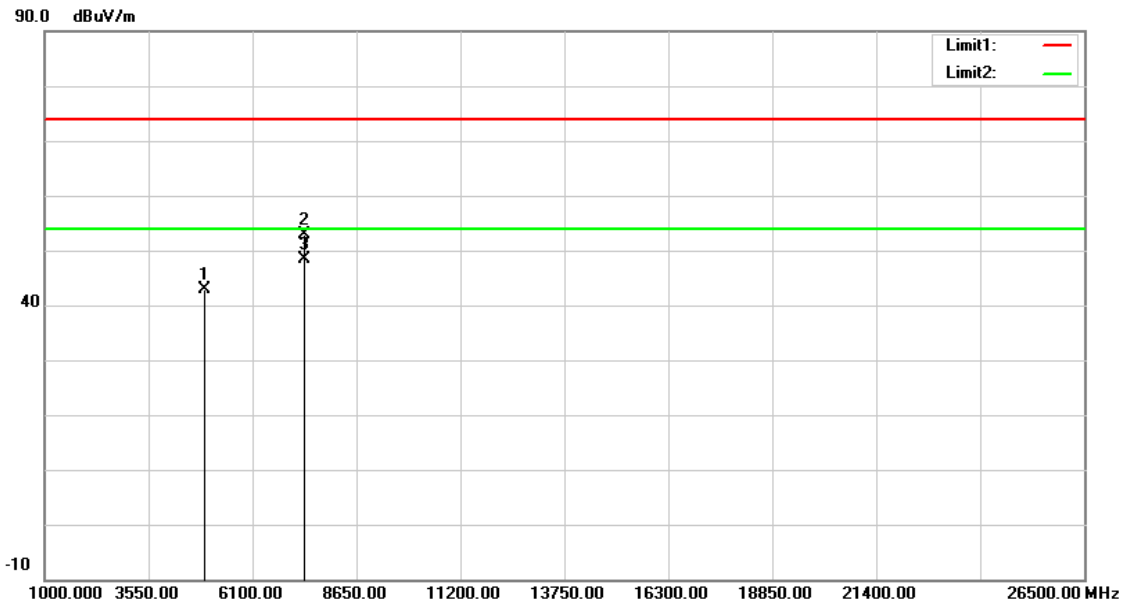

No.	Frequency (MHz)	Reading (dBuV)	Correct Factor (dB/m)	Result (dBuV/m)	Limit (dBuV/m)	Margin (dB)	Remark
1	4924.000	43.92	-0.99	42.93	74.00	-31.07	peak
2	7386.000	46.58	6.38	52.96	74.00	-21.04	peak
3	7386.000	42.01	6.38	48.39	54.00	-5.61	AVG

Note:1.Result (dBuV/m) = Correct Factor (dB/m) + Reading(dBuV).

2.Correction factor (dB/m) = Antenna Factor (dB/m) + Cable loss (dB) – Pre-Amplifier gain (dB).

3.When the peak results are less than average limit, so not need to evaluate the average.

Standard:	FCC Part 15.247	Test Distance:	3 m
Test item:	Harmonic		
Frequency:	2462 MHz		
Mode:	Mode 2		
Ant.Polar.:	Vertical		

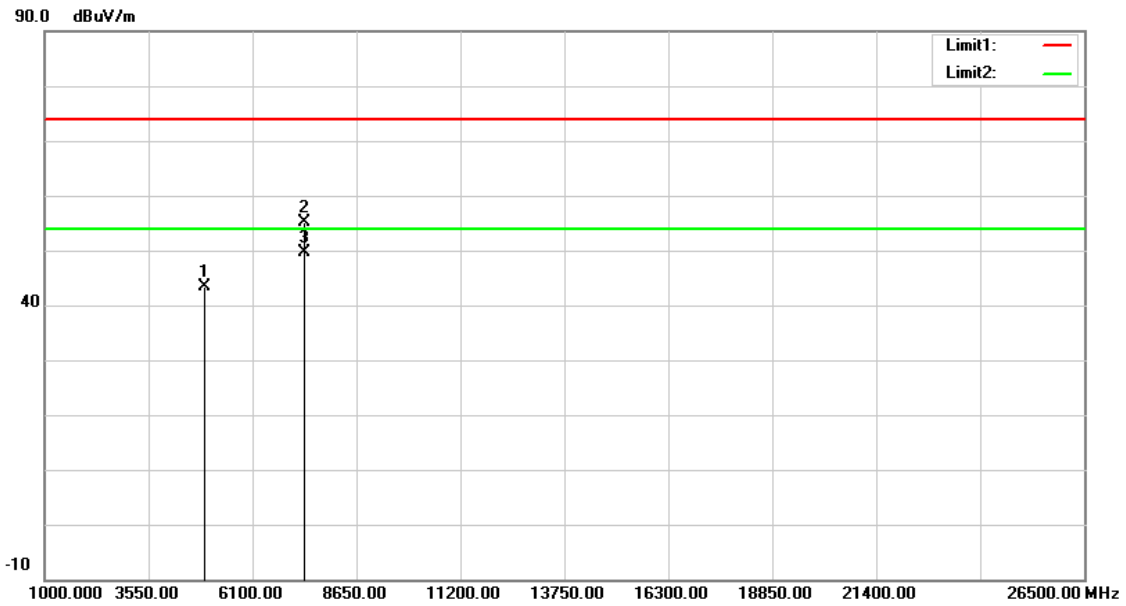

No.	Frequency (MHz)	Reading (dBuV)	Correct Factor (dB/m)	Result (dBuV/m)	Limit (dBuV/m)	Margin (dB)	Remark
1	4924.000	44.42	-0.99	43.43	74.00	-30.57	peak
2	7386.000	48.76	6.38	55.14	74.00	-18.86	peak
3	7386.000	43.14	6.38	49.52	54.00	-4.48	AVG

Note:1.Result (dBuV/m) = Correct Factor (dB/m) + Reading(dBuV).

2.Correction factor (dB/m) = Antenna Factor (dB/m) + Cable loss (dB) – Pre-Amplifier gain (dB).

3.When the peak results are less than average limit, so not need to evaluate the average.

Standard:	FCC Part 15.247	Test Distance:	3 m
Test item:	Harmonic		
Frequency:	2412 MHz		
Mode:	Mode 3		
Ant.Polar.:	Horizontal		

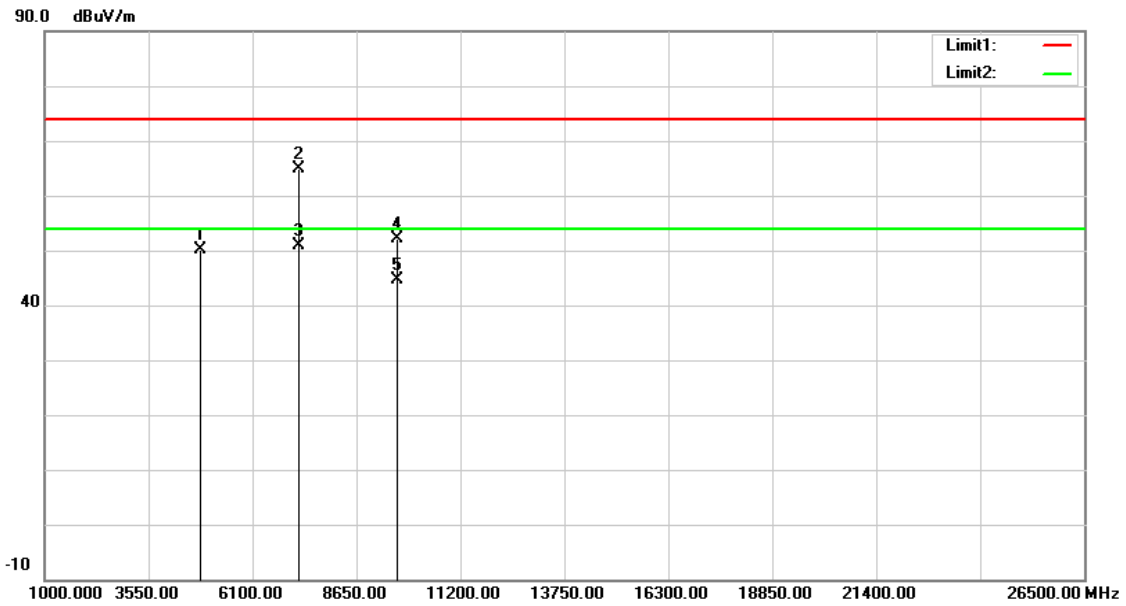

No.	Frequency (MHz)	Reading (dBuV)	Correct Factor (dB/m)	Result (dBuV/m)	Limit (dBuV/m)	Margin (dB)	Remark
1	4824.000	51.44	-1.25	50.19	74.00	-23.81	peak
2	7236.000	59.06	5.85	64.91	74.00	-9.09	peak
3	7236.000	45.15	5.85	51.00	54.00	-3.00	AVG
4	9648.000	41.65	10.36	52.01	74.00	-21.99	peak
5	9648.000	34.35	10.36	44.71	54.00	-9.29	AVG

Note:1.Result (dBuV/m) = Correct Factor (dB/m) + Reading(dBuV).

2.Correction factor (dB/m) = Antenna Factor (dB/m) + Cable loss (dB) – Pre-Amplifier gain (dB).

3.When the peak results are less than average limit, so not need to evaluate the average.

Standard:	FCC Part 15.247	Test Distance:	3 m
Test item:	Harmonic		
Frequency:	2412 MHz		
Mode:	Mode 3		
Ant.Polar.:	Vertical		

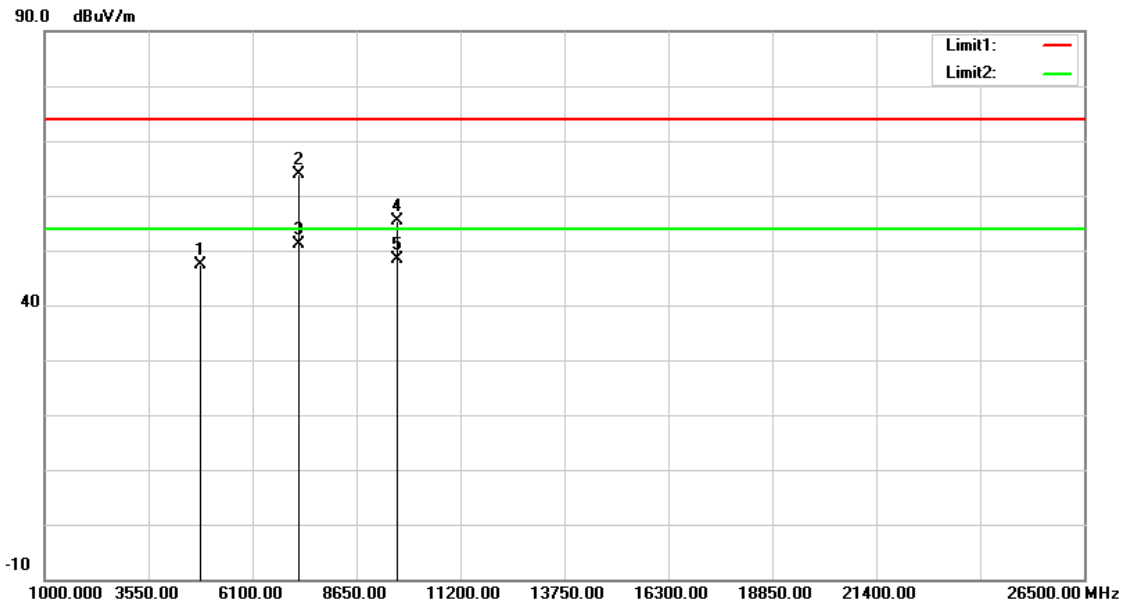

No.	Frequency (MHz)	Reading (dBuV)	Correct Factor (dB/m)	Result (dBuV/m)	Limit (dBuV/m)	Margin (dB)	Remark
1	4824.000	48.74	-1.25	47.49	74.00	-26.51	peak
2	7236.000	58.03	5.85	63.88	74.00	-10.12	peak
3	7236.000	45.29	5.85	51.14	54.00	-2.86	AVG
4	9648.000	44.90	10.36	55.26	74.00	-18.74	peak
5	9648.000	38.03	10.36	48.39	54.00	-5.61	AVG

Note:1.Result (dBuV/m) = Correct Factor (dB/m) + Reading(dBuV).

2.Correction factor (dB/m) = Antenna Factor (dB/m) + Cable loss (dB) – Pre-Amplifier gain (dB).

3.When the peak results are less than average limit, so not need to evaluate the average.

Standard:	FCC Part 15.247	Test Distance:	3 m
Test item:	Harmonic		
Frequency:	2437 MHz		
Mode:	Mode 3		
Ant.Polar.:	Horizontal		

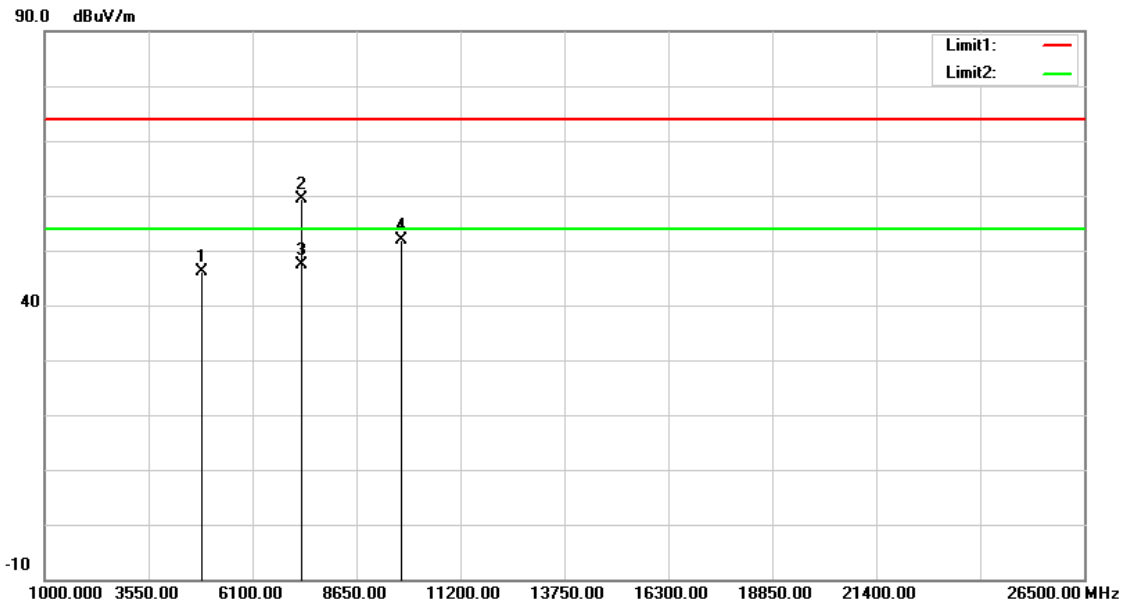

No.	Frequency (MHz)	Reading (dBuV)	Correct Factor (dB/m)	Result (dBuV/m)	Limit (dBuV/m)	Margin (dB)	Remark
1	4874.000	47.35	-1.12	46.23	74.00	-27.77	peak
2	7311.000	53.15	6.11	59.26	74.00	-14.74	peak
3	7311.000	41.37	6.11	47.48	54.00	-6.52	AVG
4	9748.000	41.30	10.48	51.78	74.00	-22.22	peak

Note:1.Result (dBuV/m) = Correct Factor (dB/m) + Reading(dBuV).

2.Correction factor (dB/m) = Antenna Factor (dB/m) + Cable loss (dB) – Pre-Amplifier gain (dB).

3.When the peak results are less than average limit, so not need to evaluate the average.

Standard:	FCC Part 15.247	Test Distance:	3 m
Test item:	Harmonic		
Frequency:	2437 MHz		
Mode:	Mode 3		
Ant.Polar.:	Vertical		

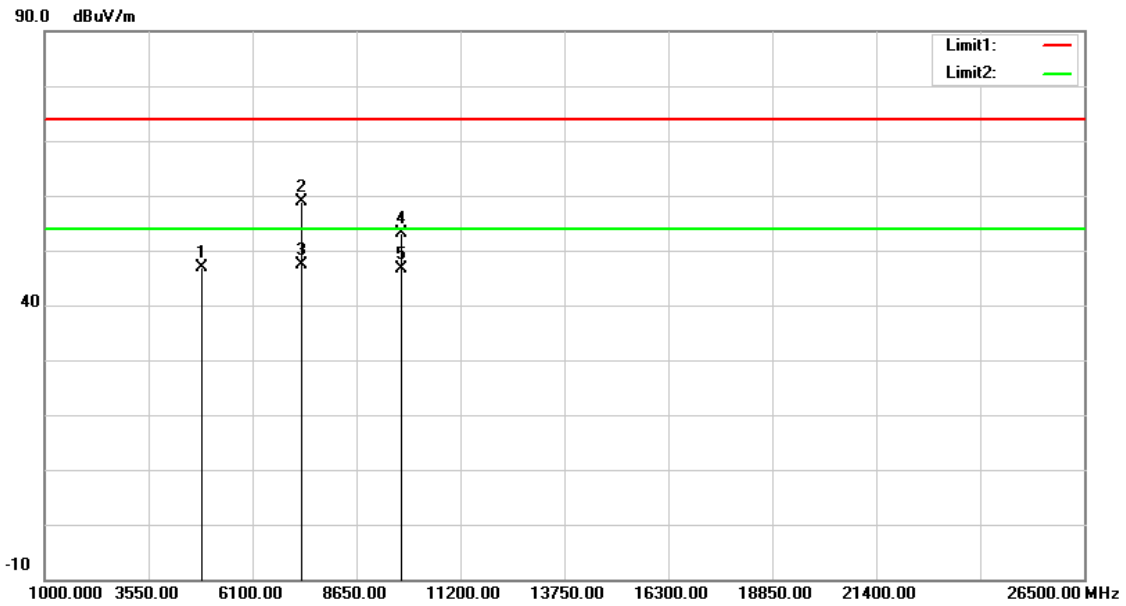

No.	Frequency (MHz)	Reading (dBuV)	Correct Factor (dB/m)	Result (dBuV/m)	Limit (dBuV/m)	Margin (dB)	Remark
1	4874.000	48.00	-1.12	46.88	74.00	-27.12	peak
2	7311.000	52.87	6.11	58.98	74.00	-15.02	peak
3	7311.000	41.30	6.11	47.41	54.00	-6.59	AVG
4	9748.000	42.60	10.48	53.08	74.00	-20.92	peak
5	9748.000	36.10	10.48	46.58	54.00	-7.42	AVG

Note:1.Result (dBuV/m) = Correct Factor (dB/m) + Reading(dBuV).

2.Correction factor (dB/m) = Antenna Factor (dB/m) + Cable loss (dB) – Pre-Amplifier gain (dB).

3.When the peak results are less than average limit, so not need to evaluate the average.

Standard:	FCC Part 15.247	Test Distance:	3 m
Test item:	Harmonic		
Frequency:	2462 MHz		
Mode:	Mode 3		
Ant.Polar.:	Horizontal		

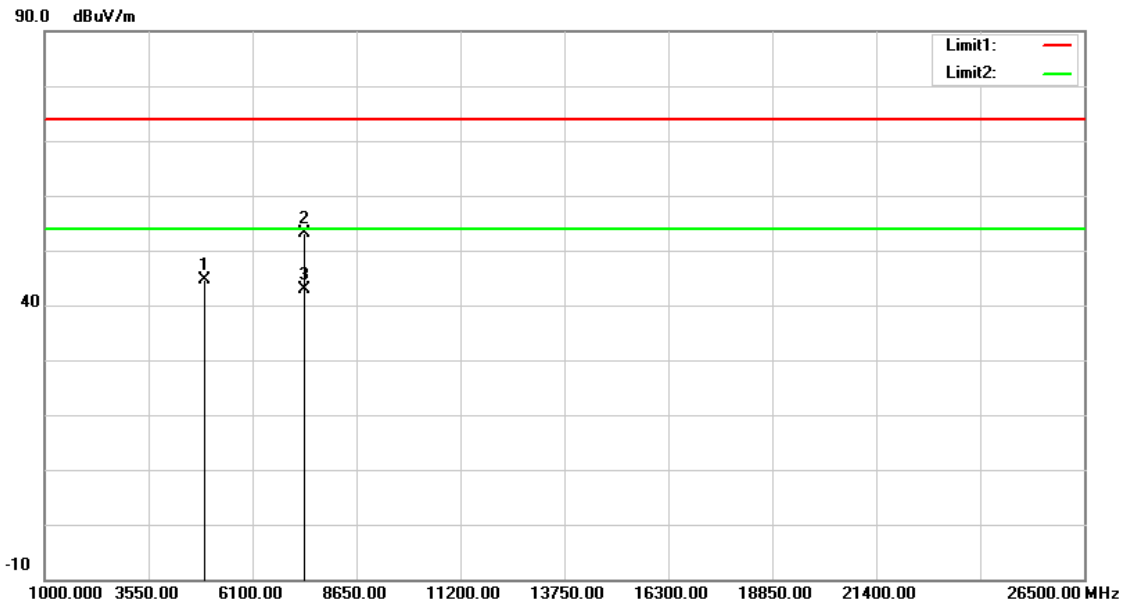

No.	Frequency (MHz)	Reading (dBuV)	Correct Factor (dB/m)	Result (dBuV/m)	Limit (dBuV/m)	Margin (dB)	Remark
1	4924.000	45.68	-0.99	44.69	74.00	-29.31	peak
2	7386.000	46.64	6.38	53.02	74.00	-20.98	peak
3	7386.000	36.40	6.38	42.78	54.00	-11.22	AVG

Note:1.Result (dBuV/m) = Correct Factor (dB/m) + Reading(dBuV).

2.Correction factor (dB/m) = Antenna Factor (dB/m) + Cable loss (dB) – Pre-Amplifier gain (dB).

3.When the peak results are less than average limit, so not need to evaluate the average.

Standard:	FCC Part 15.247	Test Distance:	3 m
Test item:	Harmonic		
Frequency:	2462 MHz		
Mode:	Mode 3		
Ant.Polar.:	Vertical		

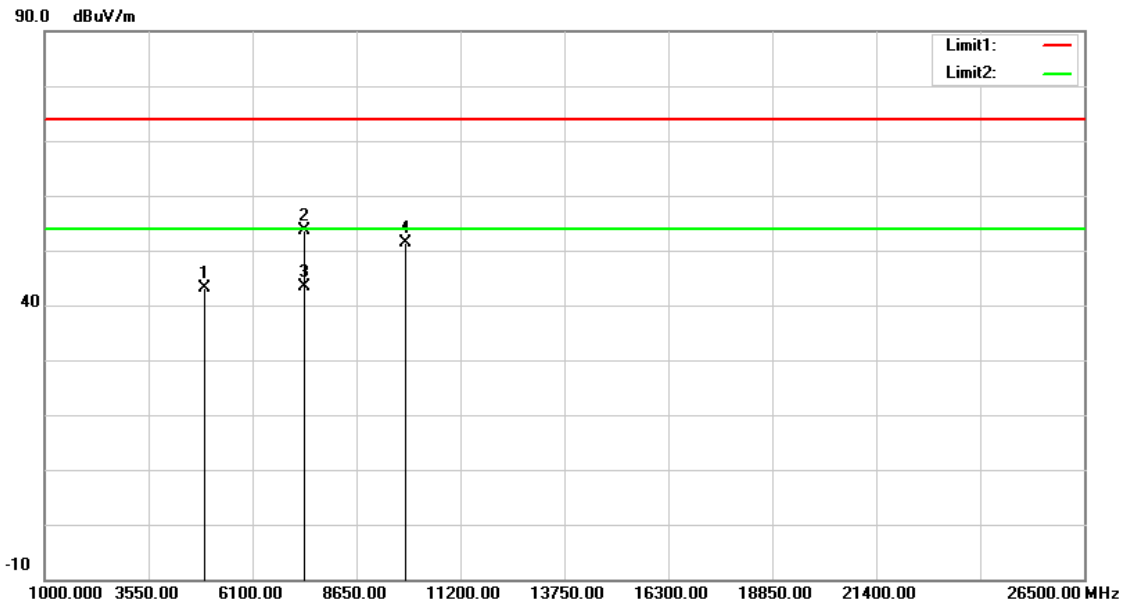

No.	Frequency (MHz)	Reading (dBuV)	Correct Factor (dB/m)	Result (dBuV/m)	Limit (dBuV/m)	Margin (dB)	Remark
1	4924.000	44.14	-0.99	43.15	74.00	-30.85	peak
2	7386.000	47.35	6.38	53.73	74.00	-20.27	peak
3	7386.000	37.09	6.38	43.47	54.00	-10.53	AVG
4	9848.000	40.65	10.61	51.26	74.00	-22.74	peak

Note:1.Result (dBuV/m) = Correct Factor (dB/m) + Reading(dBuV).

2.Correction factor (dB/m) = Antenna Factor (dB/m) + Cable loss (dB) – Pre-Amplifier gain (dB).

3.When the peak results are less than average limit, so not need to evaluate the average.

Standard:	FCC Part 15.247	Test Distance:	3 m
Test item:	Harmonic		
Frequency:	2412 MHz		
Mode:	Mode 6		
Ant.Polar.:	Horizontal		

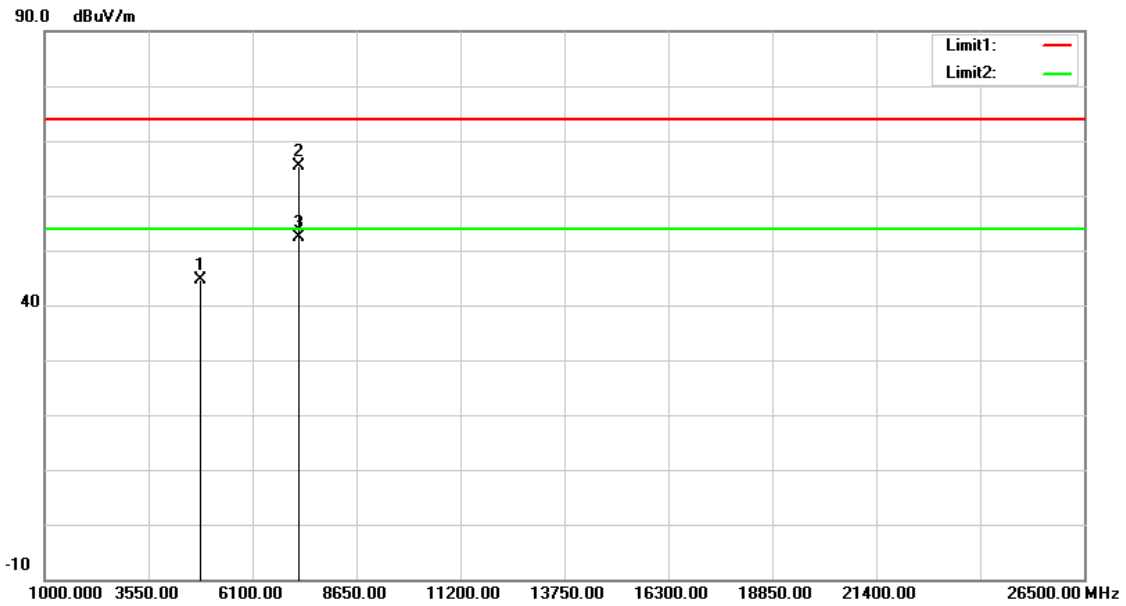

No.	Frequency (MHz)	Reading (dBuV)	Correct Factor (dB/m)	Result (dBuV/m)	Limit (dBuV/m)	Margin (dB)	Remark
1	4824.000	45.94	-1.25	44.69	74.00	-29.31	peak
2	7236.000	59.53	5.85	65.38	74.00	-8.62	peak
3	7236.000	46.55	5.85	52.40	54.00	-1.60	AVG

Note:1.Result (dBuV/m) = Correct Factor (dB/m) + Reading(dBuV).

2.Correction factor (dB/m) = Antenna Factor (dB/m) + Cable loss (dB) – Pre-Amplifier gain (dB).

3.When the peak results are less than average limit, so not need to evaluate the average.

Standard:	FCC Part 15.247	Test Distance:	3 m
Test item:	Harmonic		
Frequency:	2412 MHz		
Mode:	Mode 6		
Ant.Polar.:	Vertical		

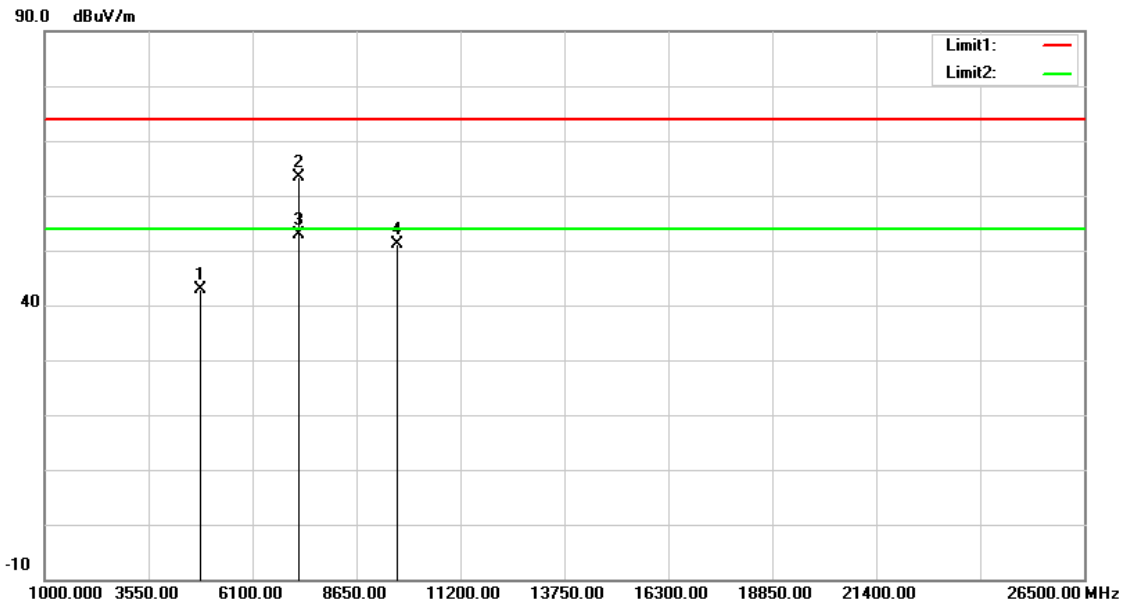

No.	Frequency (MHz)	Reading (dBuV)	Correct Factor (dB/m)	Result (dBuV/m)	Limit (dBuV/m)	Margin (dB)	Remark
1	4824.000	44.12	-1.25	42.87	74.00	-31.13	peak
2	7236.000	57.51	5.85	63.36	74.00	-10.64	peak
3	7236.000	47.05	5.85	52.90	54.00	-1.10	AVG
4	9648.000	40.89	10.36	51.25	74.00	-22.75	peak

Note:1.Result (dBuV/m) = Correct Factor (dB/m) + Reading(dBuV).

2.Correction factor (dB/m) = Antenna Factor (dB/m) + Cable loss (dB) – Pre-Amplifier gain (dB).

3.When the peak results are less than average limit, so not need to evaluate the average.

Standard:	FCC Part 15.247	Test Distance:	3 m
Test item:	Harmonic		
Frequency:	2437 MHz		
Mode:	Mode 6		
Ant.Polar.:	Horizontal		

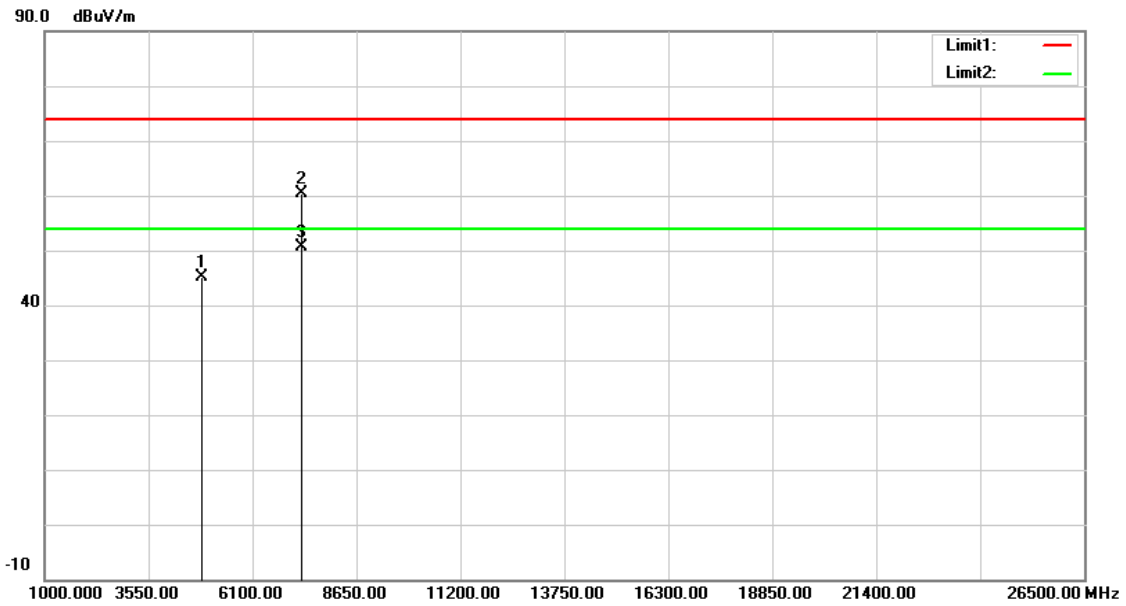

No.	Frequency (MHz)	Reading (dBuV)	Correct Factor (dB/m)	Result (dBuV/m)	Limit (dBuV/m)	Margin (dB)	Remark
1	4874.000	46.28	-1.12	45.16	74.00	-28.84	peak
2	7311.000	54.19	6.11	60.30	74.00	-13.70	peak
3	7311.000	44.48	6.11	50.59	54.00	-3.41	AVG

Note:1.Result (dBuV/m) = Correct Factor (dB/m) + Reading(dBuV).

2.Correction factor (dB/m) = Antenna Factor (dB/m) + Cable loss (dB) – Pre-Amplifier gain (dB).

3.When the peak results are less than average limit, so not need to evaluate the average.

Standard:	FCC Part 15.247	Test Distance:	3 m
Test item:	Harmonic		
Frequency:	2437 MHz		
Mode:	Mode 6		
Ant.Polar.:	Vertical		

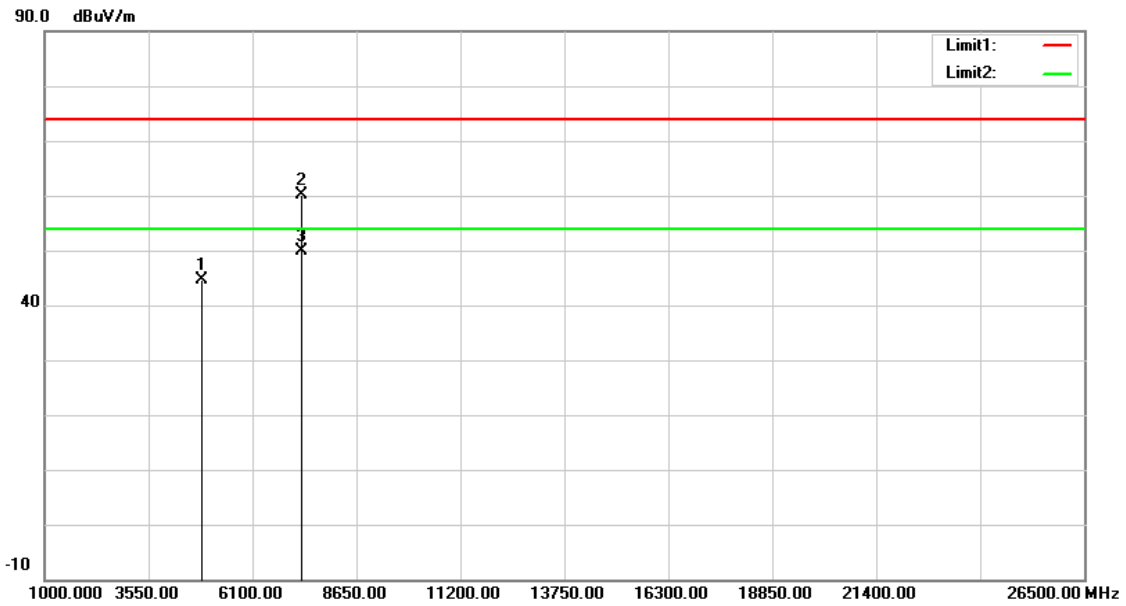

No.	Frequency (MHz)	Reading (dBuV)	Correct Factor (dB/m)	Result (dBuV/m)	Limit (dBuV/m)	Margin (dB)	Remark
1	4874.000	45.75	-1.12	44.63	74.00	-29.37	peak
2	7311.000	54.08	6.11	60.19	74.00	-13.81	peak
3	7311.000	43.89	6.11	50.00	54.00	-4.00	AVG

Note:1.Result (dBuV/m) = Correct Factor (dB/m) + Reading(dBuV).

2.Correction factor (dB/m) = Antenna Factor (dB/m) + Cable loss (dB) – Pre-Amplifier gain (dB).

3.When the peak results are less than average limit, so not need to evaluate the average.

Standard:	FCC Part 15.247	Test Distance:	3 m
Test item:	Harmonic		
Frequency:	2462 MHz		
Mode:	Mode 6		
Ant.Polar.:	Horizontal		

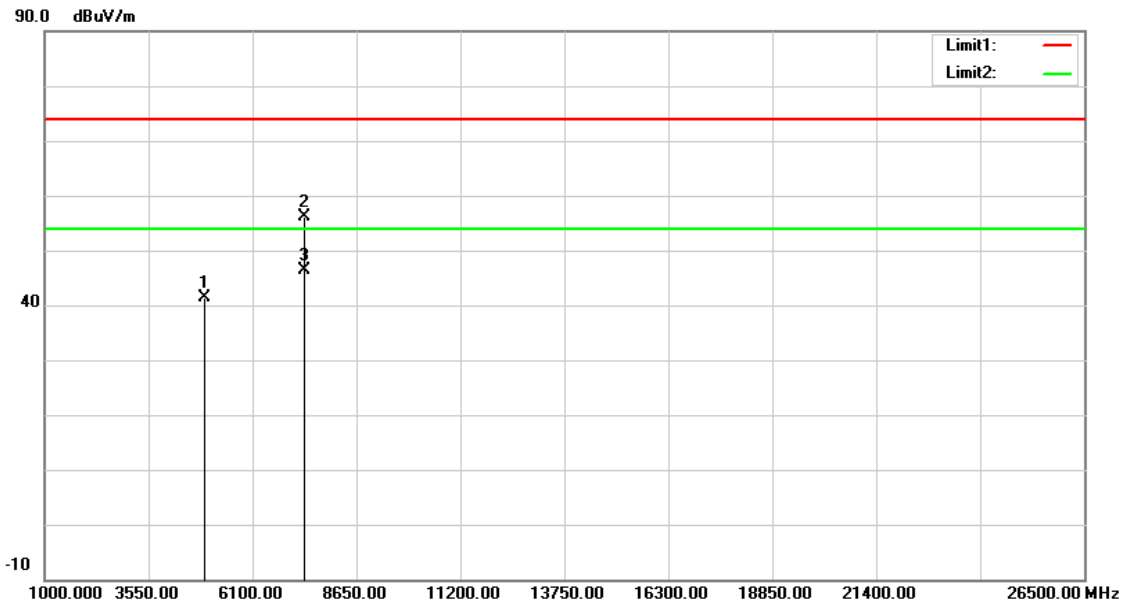

No.	Frequency (MHz)	Reading (dBuV)	Correct Factor (dB/m)	Result (dBuV/m)	Limit (dBuV/m)	Margin (dB)	Remark
1	4924.000	42.46	-0.99	41.47	74.00	-32.53	peak
2	7386.000	49.72	6.38	56.10	74.00	-17.90	peak
3	7386.000	40.00	6.38	46.38	54.00	-7.62	AVG

Note:1.Result (dBuV/m) = Correct Factor (dB/m) + Reading(dBuV).

2.Correction factor (dB/m) = Antenna Factor (dB/m) + Cable loss (dB) – Pre-Amplifier gain (dB).

3.When the peak results are less than average limit, so not need to evaluate the average.

Standard:	FCC Part 15.247	Test Distance:	3 m
Test item:	Harmonic		
Frequency:	2462 MHz		
Mode:	Mode 6		
Ant.Polar.:	Vertical		

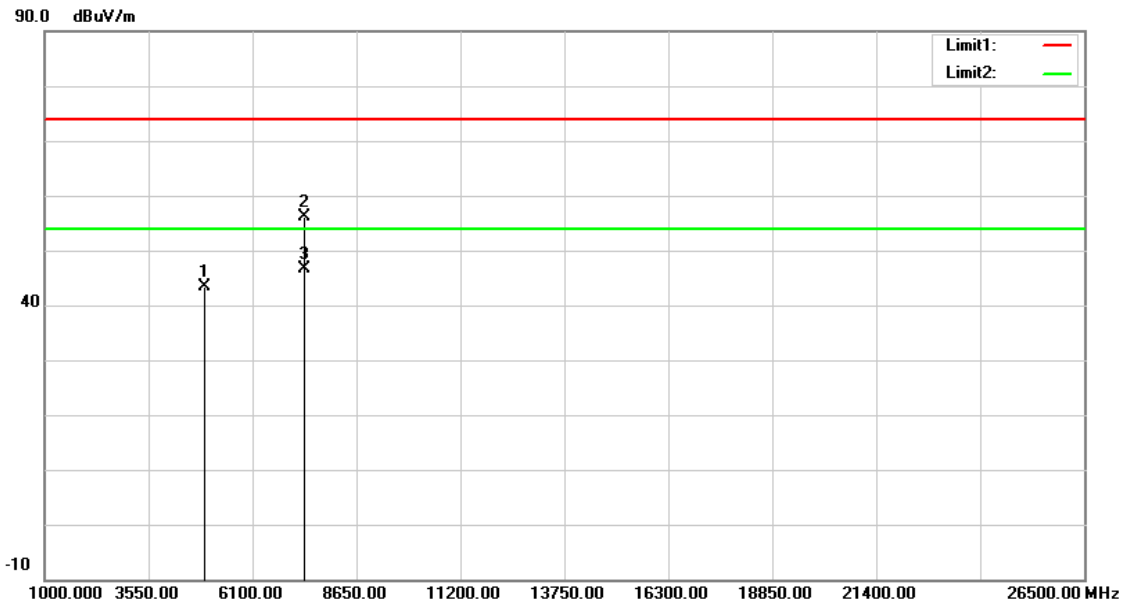

No.	Frequency (MHz)	Reading (dBuV)	Correct Factor (dB/m)	Result (dBuV/m)	Limit (dBuV/m)	Margin (dB)	Remark
1	4924.000	44.37	-0.99	43.38	74.00	-30.62	peak
2	7386.000	49.72	6.38	56.10	74.00	-17.90	peak
3	7386.000	40.16	6.38	46.54	54.00	-7.46	AVG

Note:1.Result (dBuV/m) = Correct Factor (dB/m) + Reading(dBuV).

2.Correction factor (dB/m) = Antenna Factor (dB/m) + Cable loss (dB) – Pre-Amplifier gain (dB).

3.When the peak results are less than average limit, so not need to evaluate the average.

Standard:	FCC Part 15.247	Test Distance:	3 m
Test item:	Harmonic		
Frequency:	2422 MHz		
Mode:	Mode 7		
Ant.Polar.:	Horizontal		

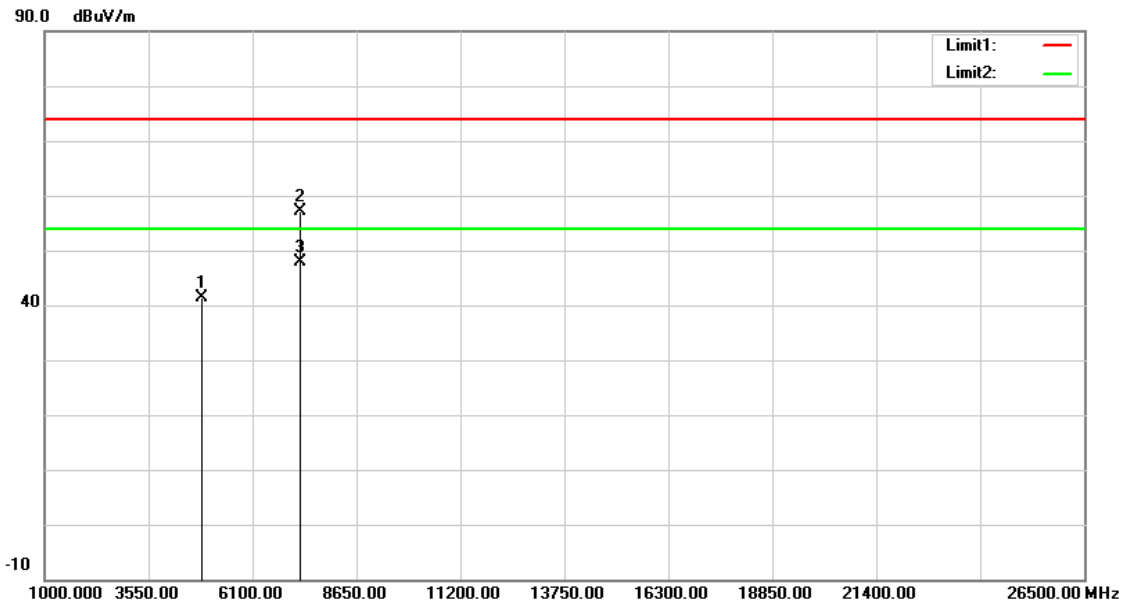

No.	Frequency (MHz)	Reading (dBuV)	Correct Factor (dB/m)	Result (dBuV/m)	Limit (dBuV/m)	Margin (dB)	Remark
1	4844.000	42.65	-1.19	41.46	74.00	-32.54	peak
2	7266.000	51.26	5.95	57.21	74.00	-16.79	peak
3	7266.000	41.82	5.95	47.77	54.00	-6.23	AVG

Note:1.Result (dBuV/m) = Correct Factor (dB/m) + Reading(dBuV).

2.Correction factor (dB/m) = Antenna Factor (dB/m) + Cable loss (dB) – Pre-Amplifier gain (dB).

3.When the peak results are less than average limit, so not need to evaluate the average.

Standard:	FCC Part 15.247	Test Distance:	3 m
Test item:	Harmonic		
Frequency:	2422 MHz		
Mode:	Mode 7		
Ant.Polar.:	Vertical		

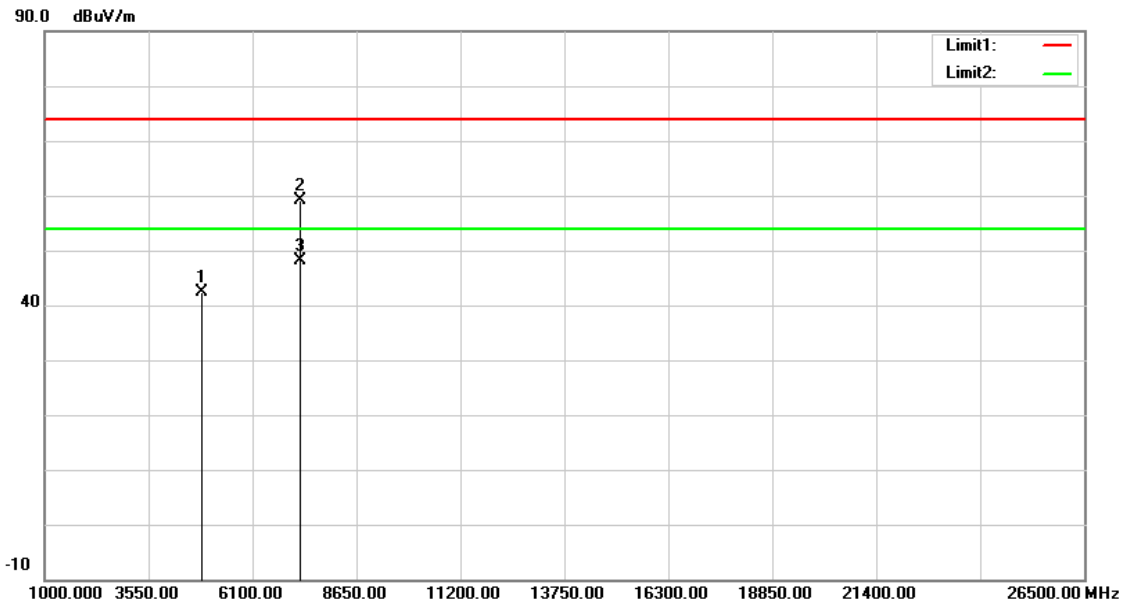

No.	Frequency (MHz)	Reading (dBuV)	Correct Factor (dB/m)	Result (dBuV/m)	Limit (dBuV/m)	Margin (dB)	Remark
1	4844.000	43.58	-1.19	42.39	74.00	-31.61	peak
2	7266.000	53.12	5.95	59.07	74.00	-14.93	peak
3	7266.000	42.26	5.95	48.21	54.00	-5.79	AVG

Note:1.Result (dBuV/m) = Correct Factor (dB/m) + Reading(dBuV).

2.Correction factor (dB/m) = Antenna Factor (dB/m) + Cable loss (dB) – Pre-Amplifier gain (dB).

3.When the peak results are less than average limit, so not need to evaluate the average.

Standard:	FCC Part 15.247	Test Distance:	3 m
Test item:	Harmonic		
Frequency:	2437 MHz		
Mode:	Mode 7		
Ant.Polar.:	Horizontal		

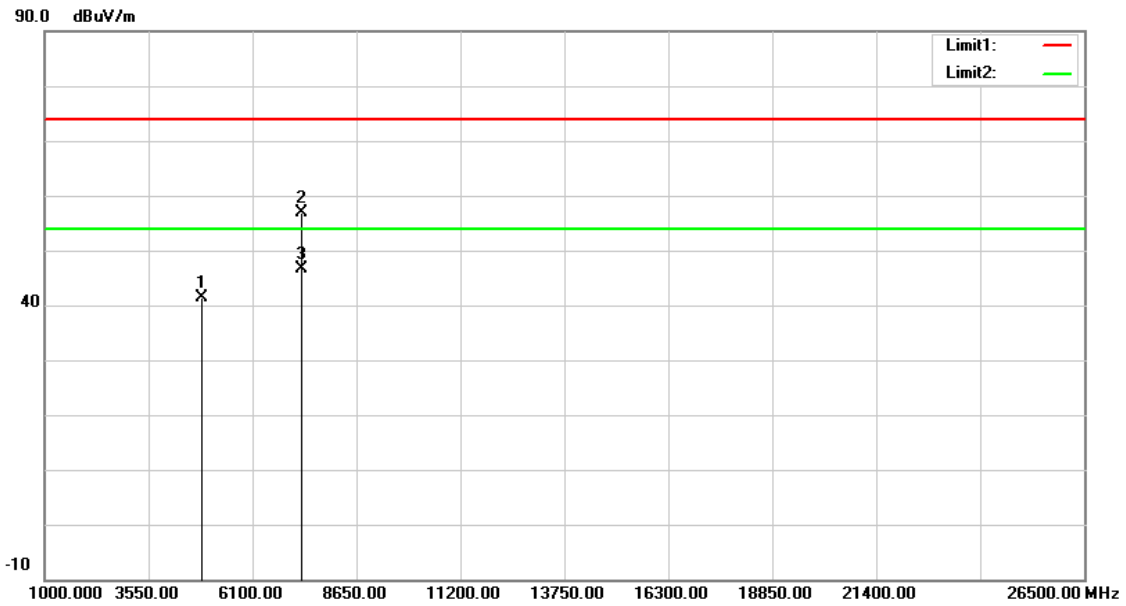

No.	Frequency (MHz)	Reading (dBuV)	Correct Factor (dB/m)	Result (dBuV/m)	Limit (dBuV/m)	Margin (dB)	Remark
1	4874.000	42.57	-1.12	41.45	74.00	-32.55	peak
2	7311.000	50.76	6.11	56.87	74.00	-17.13	peak
3	7311.000	40.53	6.11	46.64	54.00	-7.36	AVG

Note:1.Result (dBuV/m) = Correct Factor (dB/m) + Reading(dBuV).

2.Correction factor (dB/m) = Antenna Factor (dB/m) + Cable loss (dB) – Pre-Amplifier gain (dB).

3.When the peak results are less than average limit, so not need to evaluate the average.

Standard:	FCC Part 15.247	Test Distance:	3 m
Test item:	Harmonic		
Frequency:	2437 MHz		
Mode:	Mode 7		
Ant.Polar.:	Vertical		

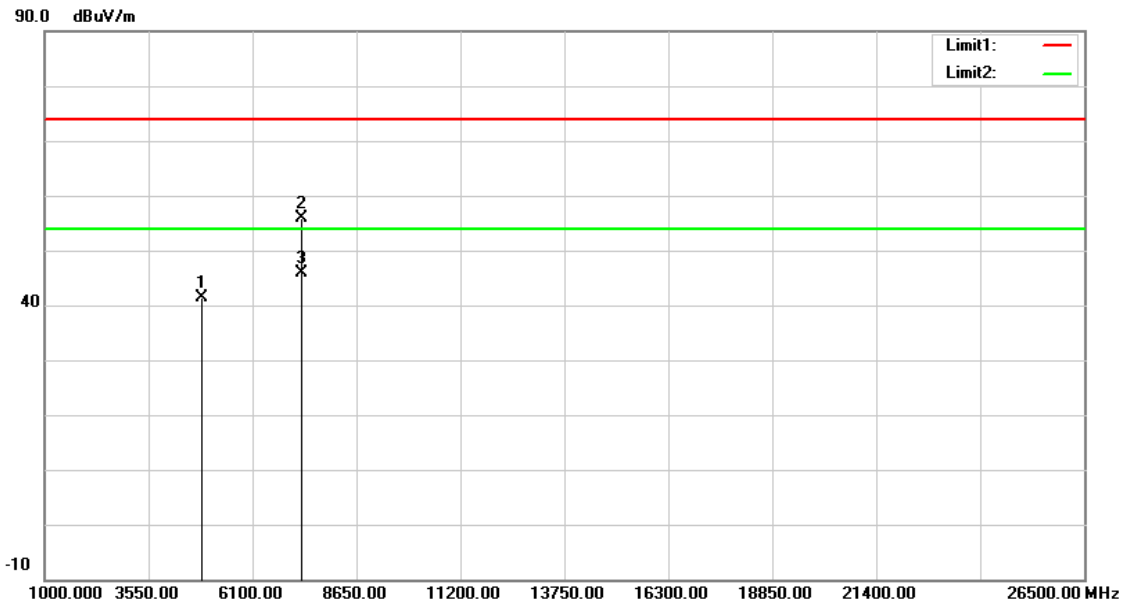

No.	Frequency (MHz)	Reading (dBuV)	Correct Factor (dB/m)	Result (dBuV/m)	Limit (dBuV/m)	Margin (dB)	Remark
1	4874.000	42.61	-1.12	41.49	74.00	-32.51	peak
2	7311.000	49.65	6.11	55.76	74.00	-18.24	peak
3	7311.000	39.67	6.11	45.78	54.00	-8.22	AVG

Note:1.Result (dBuV/m) = Correct Factor (dB/m) + Reading(dBuV).

2.Correction factor (dB/m) = Antenna Factor (dB/m) + Cable loss (dB) – Pre-Amplifier gain (dB).

3.When the peak results are less than average limit, so not need to evaluate the average.

Standard:	FCC Part 15.247	Test Distance:	3 m
Test item:	Harmonic		
Frequency:	2452 MHz		
Mode:	Mode 7		
Ant.Polar.:	Horizontal		

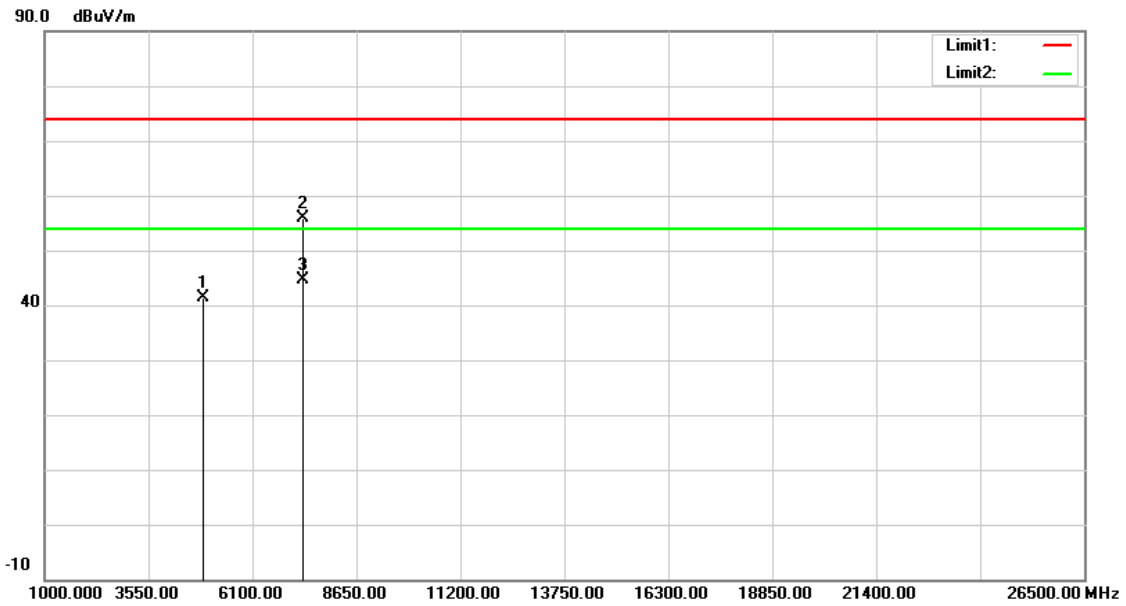

No.	Frequency (MHz)	Reading (dBuV)	Correct Factor (dB/m)	Result (dBuV/m)	Limit (dBuV/m)	Margin (dB)	Remark
1	4904.000	42.47	-1.04	41.43	74.00	-32.57	peak
2	7356.000	49.55	6.27	55.82	74.00	-18.18	peak
3	7356.000	38.41	6.27	44.68	54.00	-9.32	AVG

Note:1.Result (dBuV/m) = Correct Factor (dB/m) + Reading(dBuV).

2.Correction factor (dB/m) = Antenna Factor (dB/m) + Cable loss (dB) – Pre-Amplifier gain (dB).

3.When the peak results are less than average limit, so not need to evaluate the average.

Standard:	FCC Part 15.247	Test Distance:	3 m
Test item:	Harmonic		
Frequency:	2452 MHz		
Mode:	Mode 7		
Ant.Polar.:	Vertical		

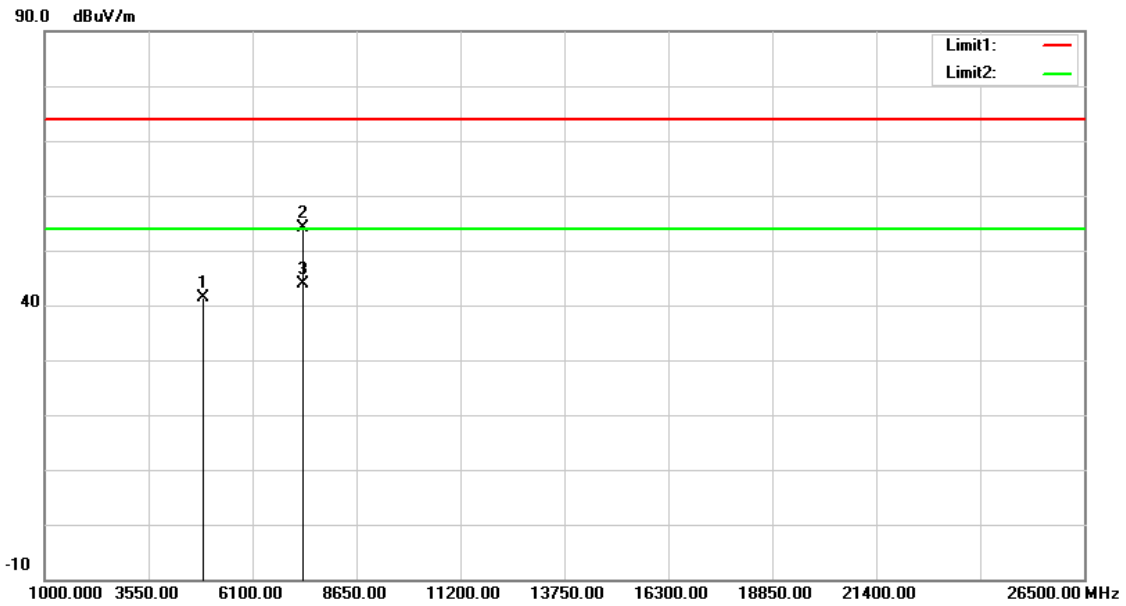

No.	Frequency (MHz)	Reading (dBuV)	Correct Factor (dB/m)	Result (dBuV/m)	Limit (dBuV/m)	Margin (dB)	Remark
1	4904.000	42.35	-1.04	41.31	74.00	-32.69	peak
2	7356.000	47.81	6.27	54.08	74.00	-19.92	peak
3	7356.000	37.71	6.27	43.98	54.00	-10.02	AVG

Note:1.Result (dBuV/m) = Correct Factor (dB/m) + Reading(dBuV).

2.Correction factor (dB/m) = Antenna Factor (dB/m) + Cable loss (dB) – Pre-Amplifier gain (dB).

3.When the peak results are less than average limit, so not need to evaluate the average.

Standard:	FCC Part 15.247	Test Distance:	3 m
Test item:	Harmonic		
Frequency:	2412 MHz		
Mode:	Mode 8		
Ant.Polar.:	Horizontal		

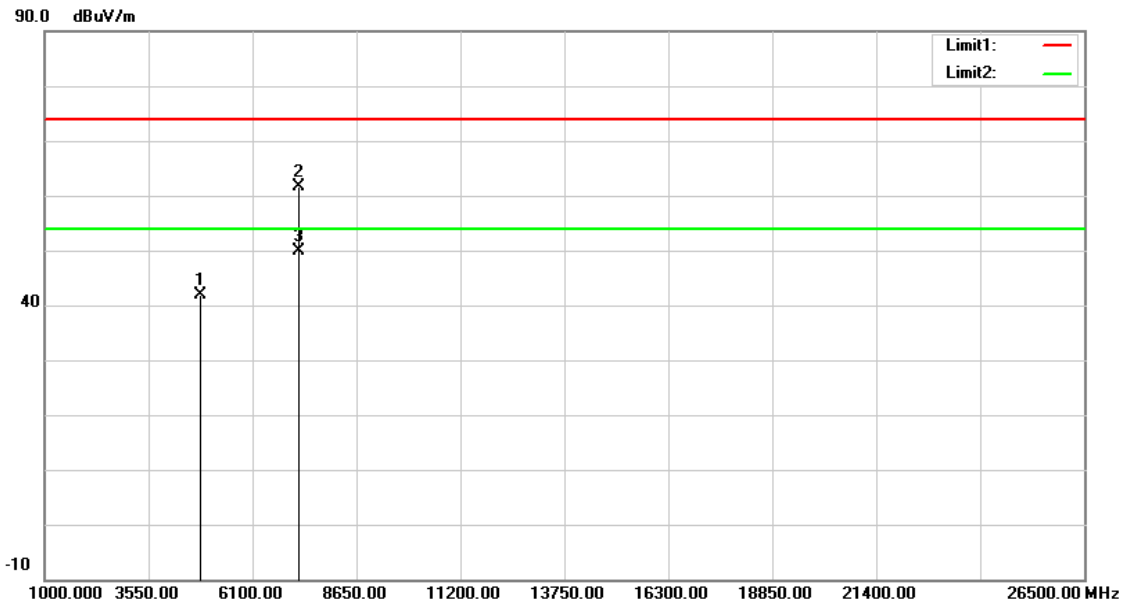

No.	Frequency (MHz)	Reading (dBuV)	Correct Factor (dB/m)	Result (dBuV/m)	Limit (dBuV/m)	Margin (dB)	Remark
1	4824.000	43.14	-1.25	41.89	74.00	-32.11	peak
2	7236.000	55.74	5.85	61.59	74.00	-12.41	peak
3	7236.000	44.11	5.85	49.96	54.00	-4.04	AVG

Note:1.Result (dBuV/m) = Correct Factor (dB/m) + Reading(dBuV).

2.Correction factor (dB/m) = Antenna Factor (dB/m) + Cable loss (dB) – Pre-Amplifier gain (dB).

3.When the peak results are less than average limit, so not need to evaluate the average.

Standard:	FCC Part 15.247	Test Distance:	3 m
Test item:	Harmonic		
Frequency:	2412 MHz		
Mode:	Mode 8		
Ant.Polar.:	Vertical		

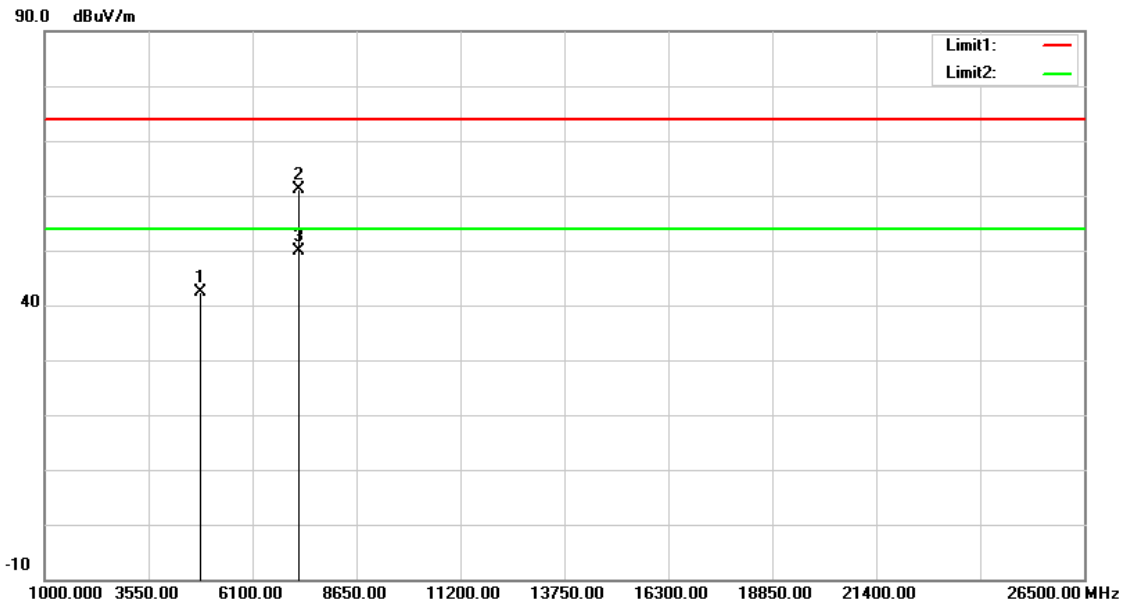

No.	Frequency (MHz)	Reading (dBuV)	Correct Factor (dB/m)	Result (dBuV/m)	Limit (dBuV/m)	Margin (dB)	Remark
1	4824.000	43.75	-1.25	42.50	74.00	-31.50	peak
2	7236.000	55.16	5.85	61.01	74.00	-12.99	peak
3	7236.000	43.94	5.85	49.79	54.00	-4.21	AVG

Note:1.Result (dBuV/m) = Correct Factor (dB/m) + Reading(dBuV).

2.Correction factor (dB/m) = Antenna Factor (dB/m) + Cable loss (dB) – Pre-Amplifier gain (dB).

3.When the peak results are less than average limit, so not need to evaluate the average.

Standard:	FCC Part 15.247	Test Distance:	3 m
Test item:	Harmonic		
Frequency:	2437 MHz		
Mode:	Mode 8		
Ant.Polar.:	Horizontal		

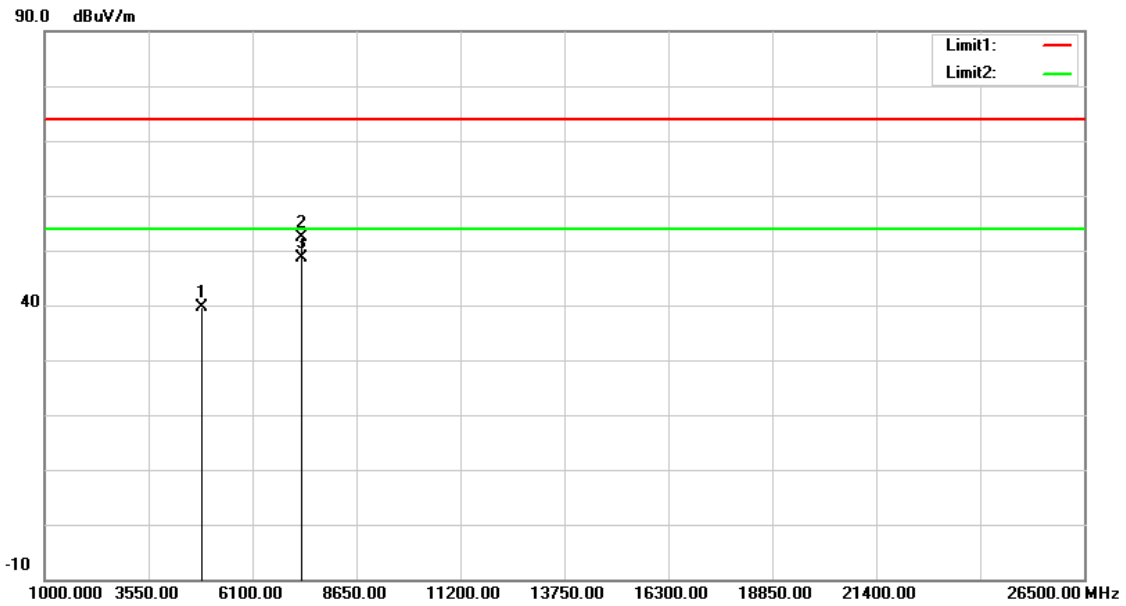

No.	Frequency (MHz)	Reading (dBuV)	Correct Factor (dB/m)	Result (dBuV/m)	Limit (dBuV/m)	Margin (dB)	Remark
1	4874.000	40.65	-1.12	39.53	74.00	-34.47	peak
2	7311.000	46.20	6.11	52.31	74.00	-21.69	peak
3	7311.000	42.52	6.11	48.63	54.00	-5.37	AVG

Note:1.Result (dBuV/m) = Correct Factor (dB/m) + Reading(dBuV).

2.Correction factor (dB/m) = Antenna Factor (dB/m) + Cable loss (dB) – Pre-Amplifier gain (dB).

3.When the peak results are less than average limit, so not need to evaluate the average.

Standard:	FCC Part 15.247	Test Distance:	3 m
Test item:	Harmonic		
Frequency:	2437 MHz		
Mode:	Mode 8		
Ant.Polar.:	Vertical		

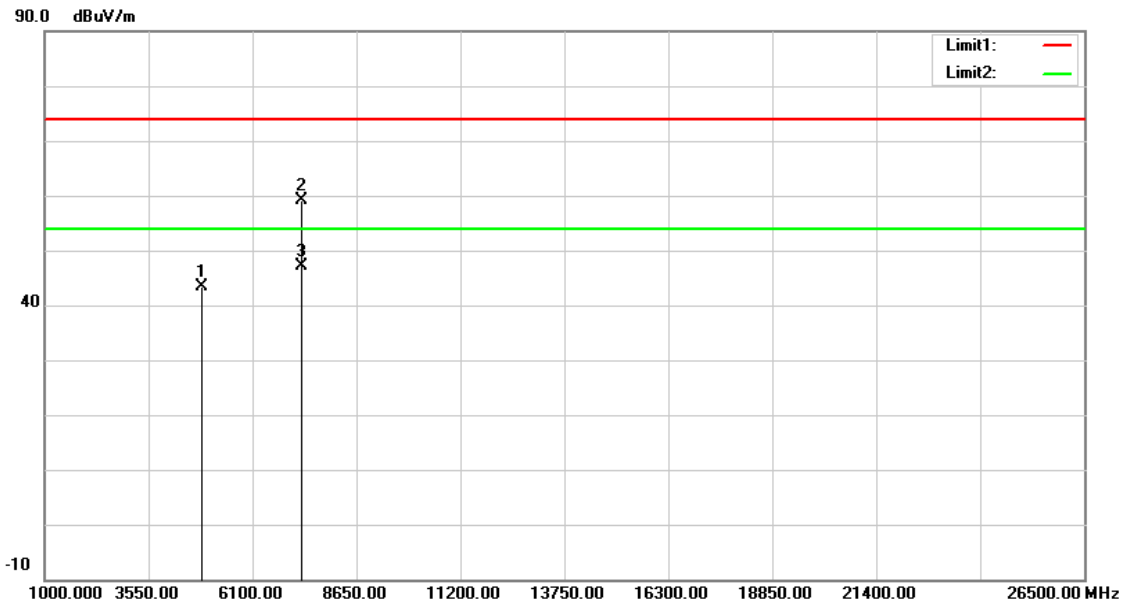

No.	Frequency (MHz)	Reading (dBuV)	Correct Factor (dB/m)	Result (dBuV/m)	Limit (dBuV/m)	Margin (dB)	Remark
1	4874.000	44.43	-1.12	43.31	74.00	-30.69	peak
2	7311.000	53.02	6.11	59.13	74.00	-14.87	peak
3	7311.000	41.14	6.11	47.25	54.00	-6.75	AVG

Note:1.Result (dBuV/m) = Correct Factor (dB/m) + Reading(dBuV).

2.Correction factor (dB/m) = Antenna Factor (dB/m) + Cable loss (dB) – Pre-Amplifier gain (dB).

3.When the peak results are less than average limit, so not need to evaluate the average.

Standard:	FCC Part 15.247	Test Distance:	3 m
Test item:	Harmonic		
Frequency:	2462 MHz		
Mode:	Mode 8		
Ant.Polar.:	Horizontal		

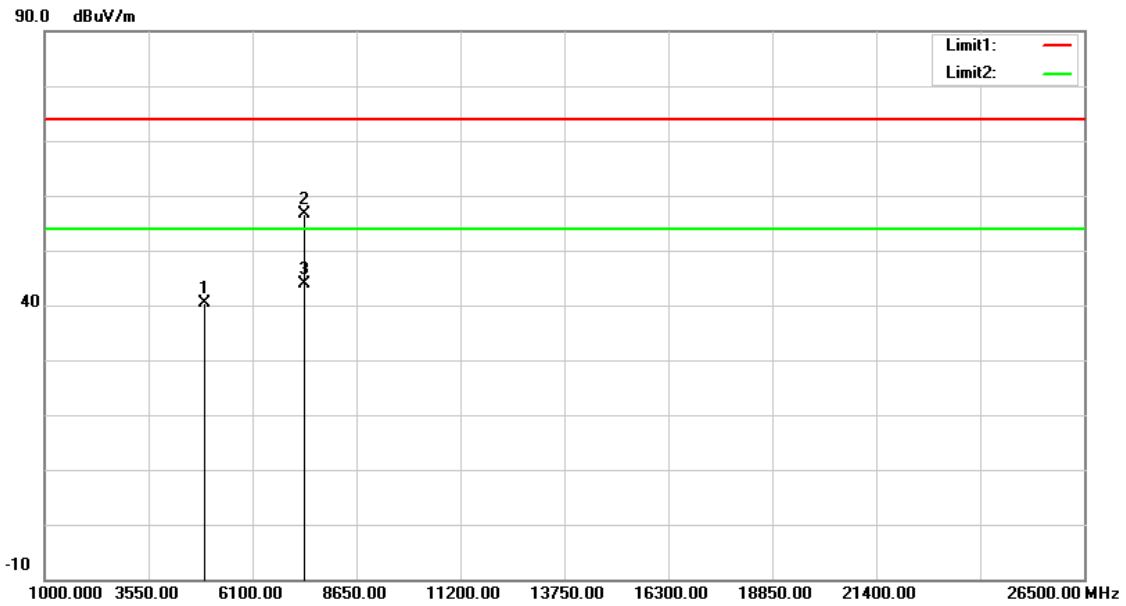

No.	Frequency (MHz)	Reading (dBuV)	Correct Factor (dB/m)	Result (dBuV/m)	Limit (dBuV/m)	Margin (dB)	Remark
1	4924.000	41.46	-0.99	40.47	74.00	-33.53	peak
2	7386.000	50.36	6.38	56.74	74.00	-17.26	peak
3	7386.000	37.58	6.38	43.96	54.00	-10.04	AVG

Note:1.Result (dBuV/m) = Correct Factor (dB/m) + Reading(dBuV).

2.Correction factor (dB/m) = Antenna Factor (dB/m) + Cable loss (dB) – Pre-Amplifier gain (dB).

3.When the peak results are less than average limit, so not need to evaluate the average.

Standard:	FCC Part 15.247	Test Distance:	3 m
Test item:	Harmonic		
Frequency:	2462 MHz		
Mode:	Mode 8		
Ant.Polar.:	Vertical		

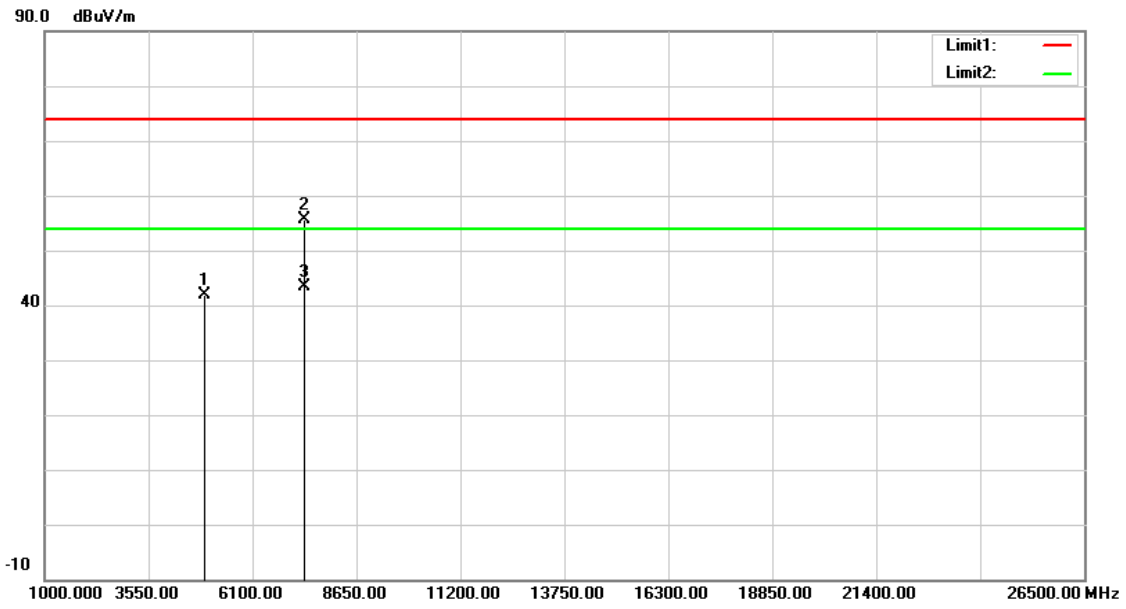

No.	Frequency (MHz)	Reading (dBuV)	Correct Factor (dB/m)	Result (dBuV/m)	Limit (dBuV/m)	Margin (dB)	Remark
1	4924.000	42.79	-0.99	41.80	74.00	-32.20	peak
2	7386.000	49.35	6.38	55.73	74.00	-18.27	peak
3	7386.000	36.91	6.38	43.29	54.00	-10.71	AVG

Note:1.Result (dBuV/m) = Correct Factor (dB/m) + Reading(dBuV).

2.Correction factor (dB/m) = Antenna Factor (dB/m) + Cable loss (dB) – Pre-Amplifier gain (dB).

3.When the peak results are less than average limit, so not need to evaluate the average.

Standard:	FCC Part 15.247	Test Distance:	3 m
Test item:	Harmonic		
Frequency:	2422 MHz		
Mode:	Mode 9		
Ant.Polar.:	Horizontal		

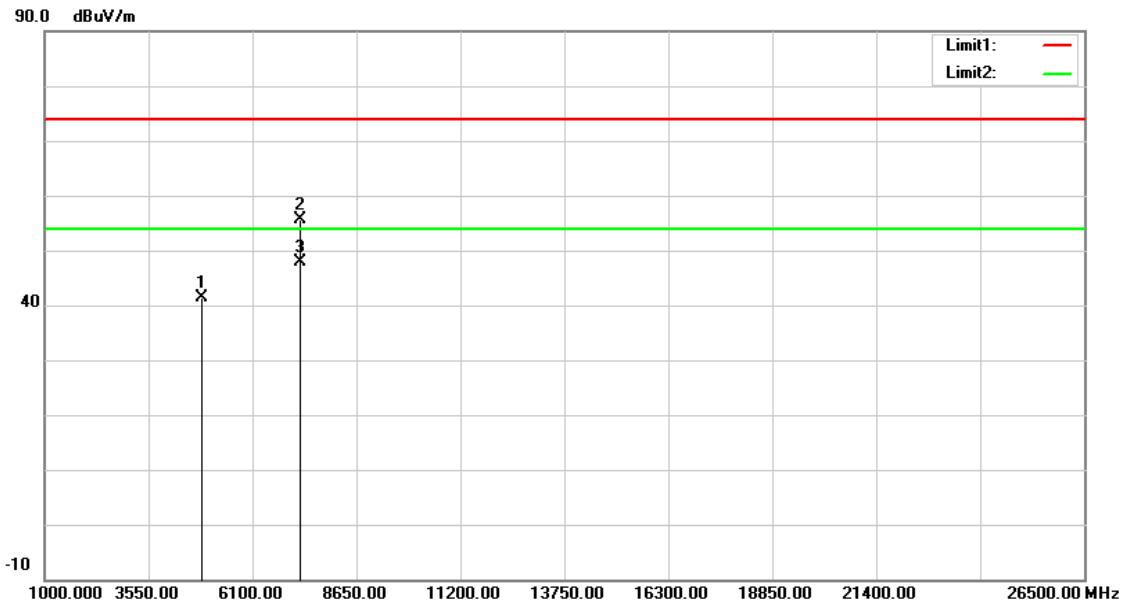

No.	Frequency (MHz)	Reading (dBuV)	Correct Factor (dB/m)	Result (dBuV/m)	Limit (dBuV/m)	Margin (dB)	Remark
1	4844.000	42.57	-1.19	41.38	74.00	-32.62	peak
2	7266.000	49.78	5.95	55.73	74.00	-18.27	peak
3	7266.000	41.86	5.95	47.81	54.00	-6.19	AVG

Note:1.Result (dBuV/m) = Correct Factor (dB/m) + Reading(dBuV).

2.Correction factor (dB/m) = Antenna Factor (dB/m) + Cable loss (dB) – Pre-Amplifier gain (dB).

3.When the peak results are less than average limit, so not need to evaluate the average.

Standard:	FCC Part 15.247	Test Distance:	3 m
Test item:	Harmonic		
Frequency:	2422 MHz		
Mode:	Mode 9		
Ant.Polar.:	Vertical		

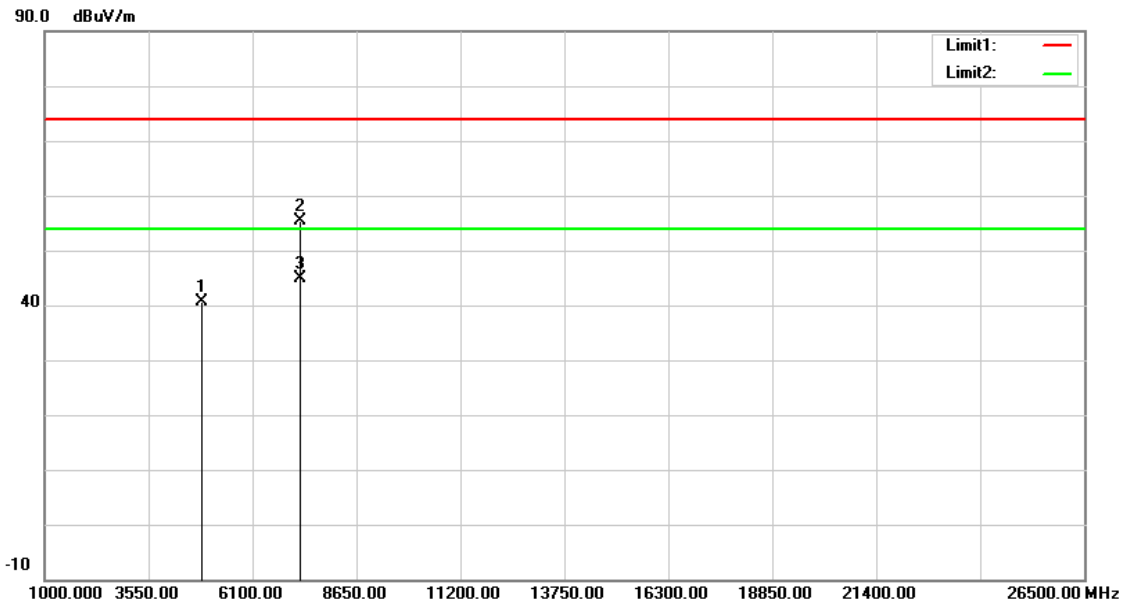

No.	Frequency (MHz)	Reading (dBuV)	Correct Factor (dB/m)	Result (dBuV/m)	Limit (dBuV/m)	Margin (dB)	Remark
1	4844.000	41.70	-1.19	40.51	74.00	-33.49	peak
2	7266.000	49.54	5.95	55.49	74.00	-18.51	peak
3	7266.000	38.85	5.95	44.80	54.00	-9.20	AVG

Note:1.Result (dBuV/m) = Correct Factor (dB/m) + Reading(dBuV).

2.Correction factor (dB/m) = Antenna Factor (dB/m) + Cable loss (dB) – Pre-Amplifier gain (dB).

3.When the peak results are less than average limit, so not need to evaluate the average.

Standard:	FCC Part 15.247	Test Distance:	3 m
Test item:	Harmonic		
Frequency:	2437 MHz		
Mode:	Mode 9		
Ant.Polar.:	Horizontal		

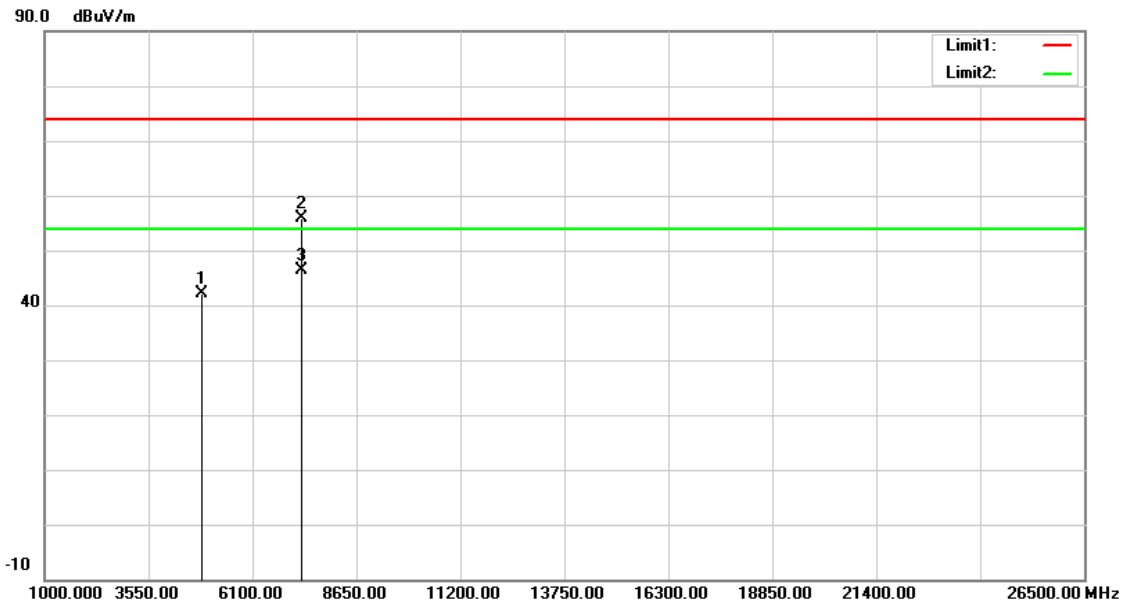

No.	Frequency (MHz)	Reading (dBuV)	Correct Factor (dB/m)	Result (dBuV/m)	Limit (dBuV/m)	Margin (dB)	Remark
1	4874.000	43.36	-1.12	42.24	74.00	-31.76	peak
2	7311.000	49.84	6.11	55.95	74.00	-18.05	peak
3	7311.000	40.16	6.11	46.27	54.00	-7.73	AVG

Note:1.Result (dBuV/m) = Correct Factor (dB/m) + Reading(dBuV).

2.Correction factor (dB/m) = Antenna Factor (dB/m) + Cable loss (dB) – Pre-Amplifier gain (dB).

3.When the peak results are less than average limit, so not need to evaluate the average.

Standard:	FCC Part 15.247	Test Distance:	3 m
Test item:	Harmonic		
Frequency:	2437 MHz		
Mode:	Mode 9		
Ant.Polar.:	Vertical		

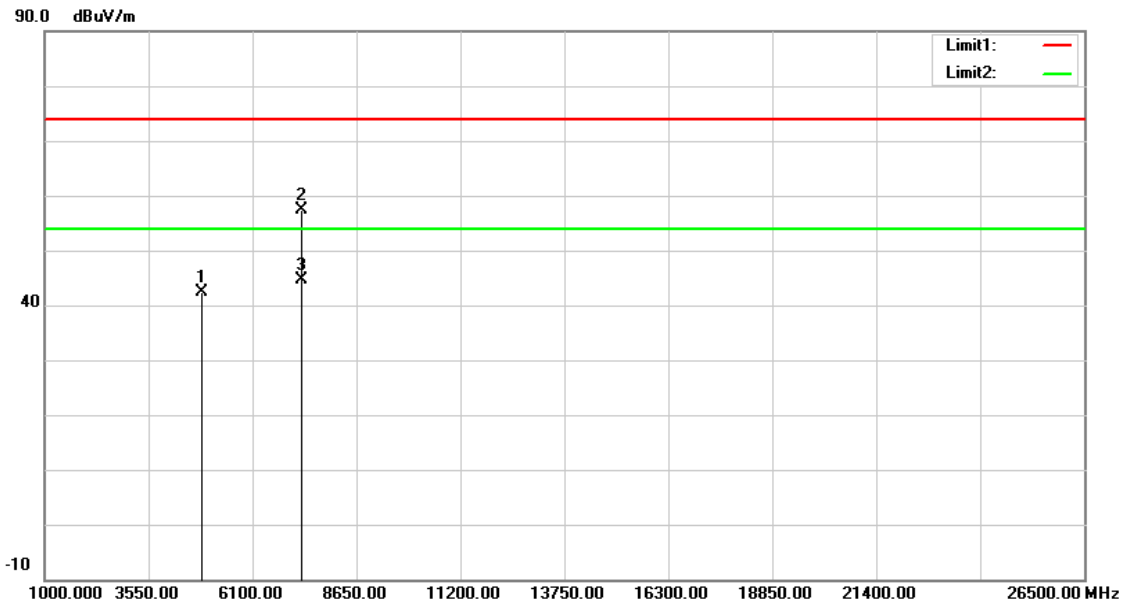

No.	Frequency (MHz)	Reading (dBuV)	Correct Factor (dB/m)	Result (dBuV/m)	Limit (dBuV/m)	Margin (dB)	Remark
1	4874.000	43.54	-1.12	42.42	74.00	-31.58	peak
2	7311.000	51.32	6.11	57.43	74.00	-16.57	peak
3	7311.000	38.57	6.11	44.68	54.00	-9.32	AVG

Note:1.Result (dBuV/m) = Correct Factor (dB/m) + Reading(dBuV).

2.Correction factor (dB/m) = Antenna Factor (dB/m) + Cable loss (dB) – Pre-Amplifier gain (dB).

3.When the peak results are less than average limit, so not need to evaluate the average.

Standard:	FCC Part 15.247	Test Distance:	3 m
Test item:	Harmonic		
Frequency:	2452 MHz		
Mode:	Mode 9		
Ant.Polar.:	Horizontal		

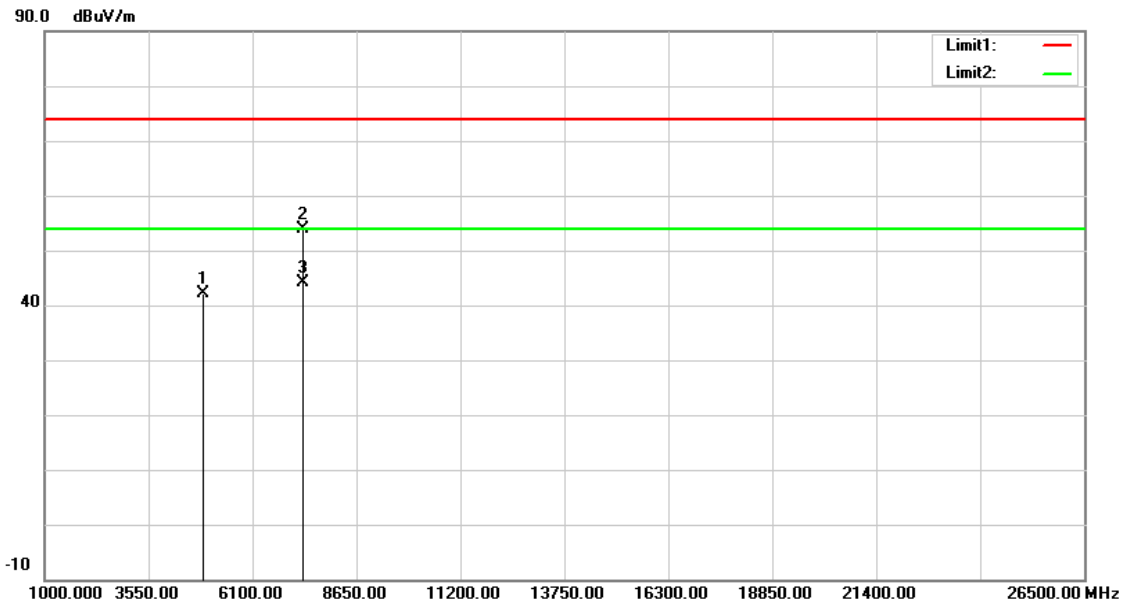

No.	Frequency (MHz)	Reading (dBuV)	Correct Factor (dB/m)	Result (dBuV/m)	Limit (dBuV/m)	Margin (dB)	Remark
1	4904.000	43.16	-1.04	42.12	74.00	-31.88	peak
2	7356.000	47.59	6.27	53.86	74.00	-20.14	peak
3	7356.000	37.87	6.27	44.14	54.00	-9.86	AVG

Note:1.Result (dBuV/m) = Correct Factor (dB/m) + Reading(dBuV).

2.Correction factor (dB/m) = Antenna Factor (dB/m) + Cable loss (dB) – Pre-Amplifier gain (dB).

3.When the peak results are less than average limit, so not need to evaluate the average.

Standard:	FCC Part 15.247	Test Distance:	3 m
Test item:	Harmonic		
Frequency:	2452 MHz		
Mode:	Mode 9		
Ant.Polar.:	Vertical		

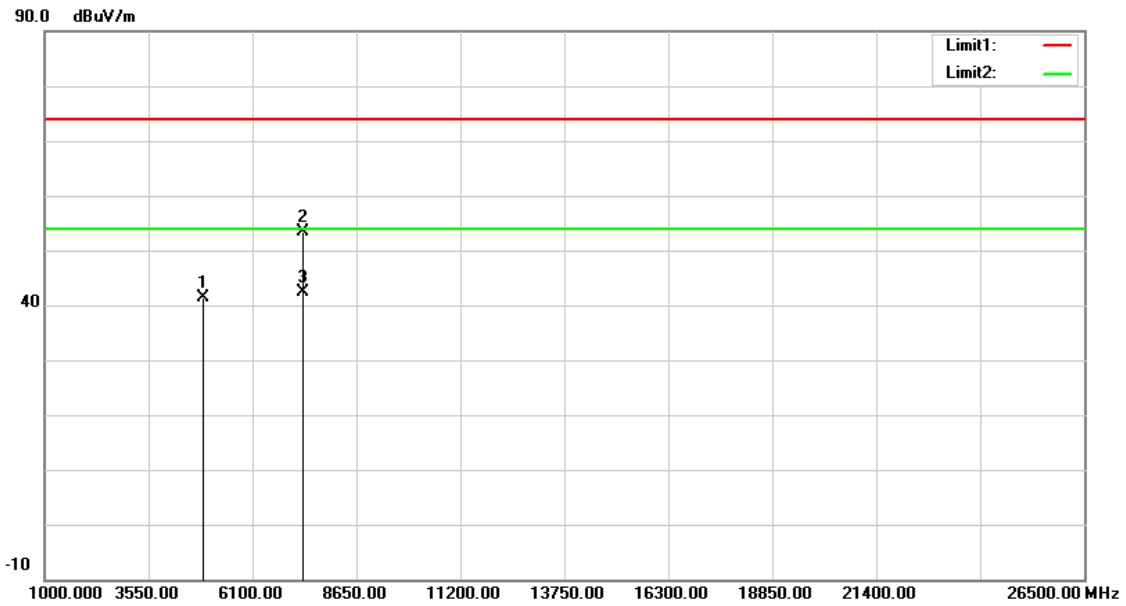

No.	Frequency (MHz)	Reading (dBuV)	Correct Factor (dB/m)	Result (dBuV/m)	Limit (dBuV/m)	Margin (dB)	Remark
1	4904.000	42.39	-1.04	41.35	74.00	-32.65	peak
2	7356.000	47.20	6.27	53.47	74.00	-20.53	peak
3	7356.000	36.23	6.27	42.50	54.00	-11.50	AVG

Note:1.Result (dBuV/m) = Correct Factor (dB/m) + Reading(dBuV).

2.Correction factor (dB/m) = Antenna Factor (dB/m) + Cable loss (dB) – Pre-Amplifier gain (dB).

3.When the peak results are less than average limit, so not need to evaluate the average.

Standard:	LP0002	Test Distance:	3 m
Test item:	Harmonic		
Mode:	Simultaneous Transmitting		
	(WLAN 2.4 GHz + 5 GHz)		
Ant.Polar.:	Horizontal		

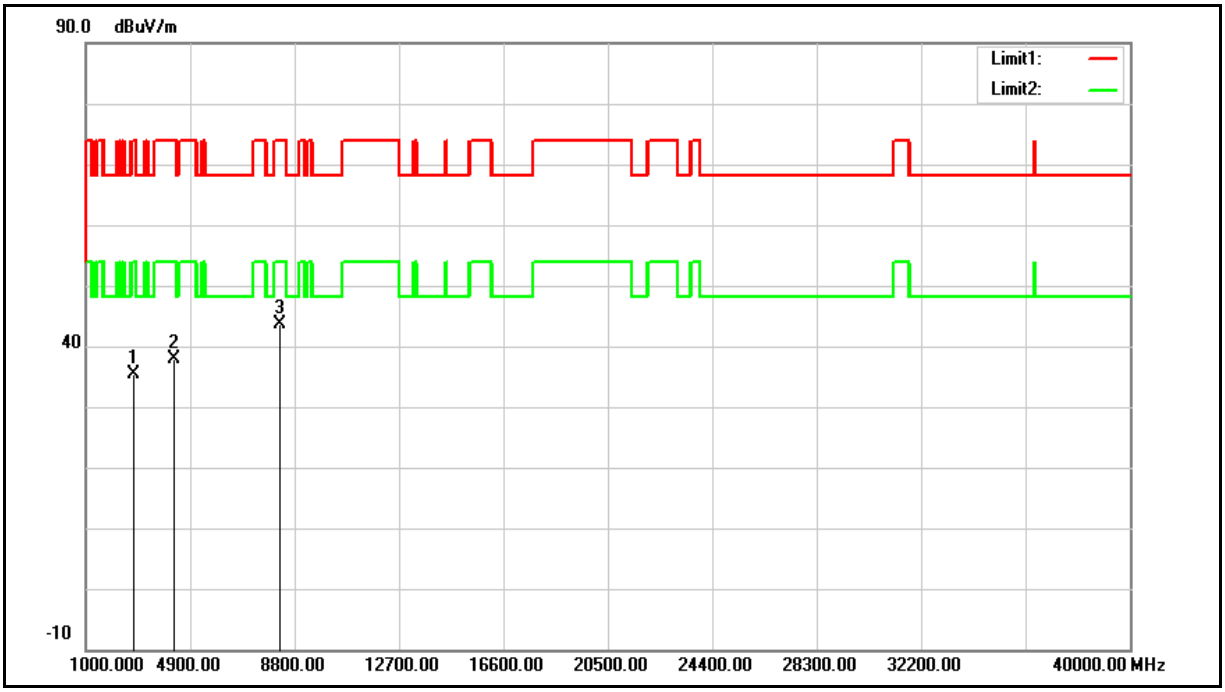

No.	Frequency (MHz)	Reading (dBuV)	Correct Factor (dB/m)	Result (dBuV/m)	Limit (dBuV/m)	Margin (dB)	Remark
1	2785.000	41.60	-6.11	35.49	74.00	-38.51	peak
2	4281.000	40.53	-2.74	37.79	74.00	-36.21	peak
3	8259.000	36.28	7.47	43.75	74.00	-30.25	peak

Note:1.Result (dBuV/m) = Correct Factor (dB/m) + Reading(dBuV).

2.Correction factor (dB/m) = Antenna Factor (dB/m) + Cable loss (dB) – Pre-Amplifier gain (dB).

3.When the peak results are less than average limit, so not need to evaluate the average.

Standard:	LP0002	Test Distance:	3 m
Test item:	Harmonic		
Mode:	Simultaneous Transmitting		
	(WLAN 2.4 GHz + 5 GHz)		
Ant.Polar.:	Vertical		

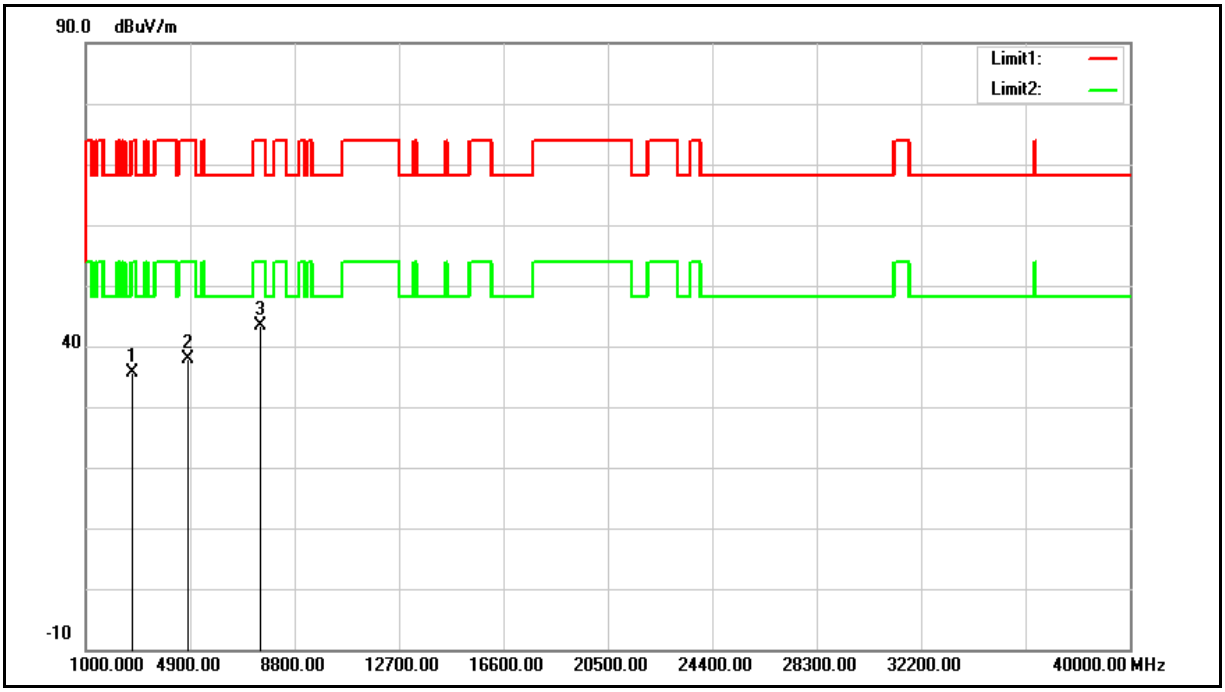

No.	Frequency (MHz)	Reading (dBuV)	Correct Factor (dB/m)	Result (dBuV/m)	Limit (dBuV/m)	Margin (dB)	Remark
1	2751.000	41.77	-6.25	35.52	74.00	-38.48	peak
2	4791.000	39.11	-1.35	37.76	74.00	-36.24	peak
3	7511.000	36.65	6.79	43.44	74.00	-30.56	peak

Note:1.Result (dBuV/m) = Correct Factor (dB/m) + Reading(dBuV).

2.Correction factor (dB/m) = Antenna Factor (dB/m) + Cable loss (dB) – Pre-Amplifier gain (dB).

3.When the peak results are less than average limit, so not need to evaluate the average.

Band Edge

Standard:	FCC Part 15.247	Test Distance:	3 m
Test item:	Band edge		
Frequency:	2412 MHz		
Mode:	Mode 2		
Ant.Polar.:	Horizontal		

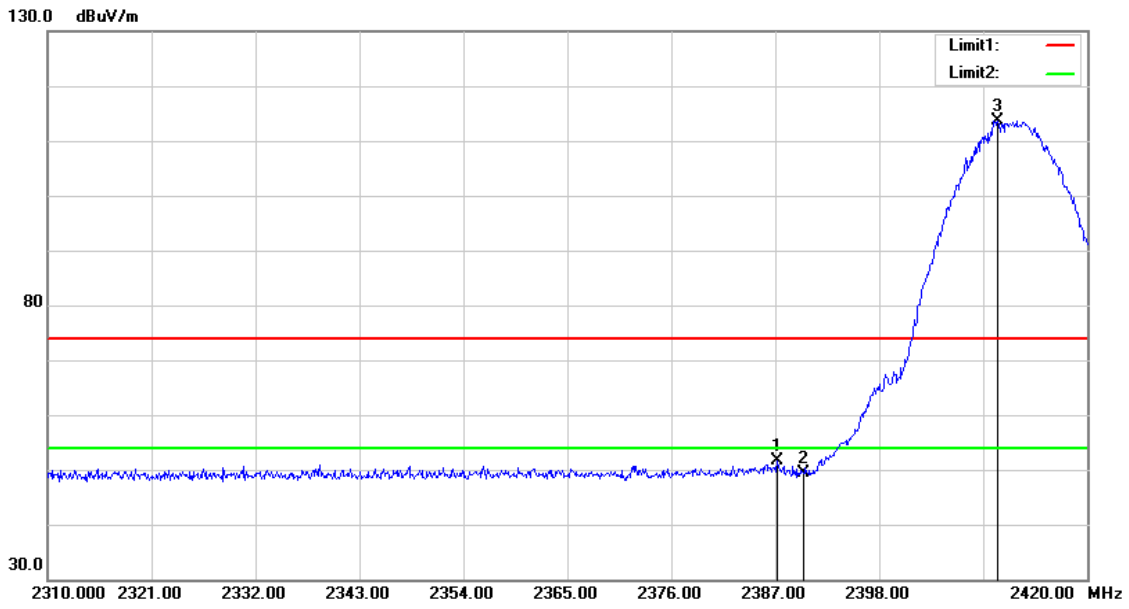

No.	Frequency (MHz)	Reading (dBuV)	Correct Factor (dB/m)	Result (dBuV/m)	Limit (dBuV/m)	Margin (dB)	Remark
1	2387.220	59.33	-7.73	51.60	74.00	-22.40	peak
2	2390.000	57.05	-7.72	49.33	74.00	-24.67	peak
3	2410.540	121.33	-7.64	113.69	--	--	peak

Note:1.Result (dBuV/m) = Correct Factor (dB/m) + Reading(dBuV).

2.Correction factor (dB/m) = Antenna Factor (dB/m) + Cable loss (dB) – Pre-Amplifier gain (dB).

3.When the peak results are less than average limit, so not need to evaluate the average.

Standard:	FCC Part 15.247	Test Distance:	3 m
Test item:	Band edge		
Frequency:	2412 MHz		
Mode:	Mode 2		
Ant.Polar.:	Vertical		

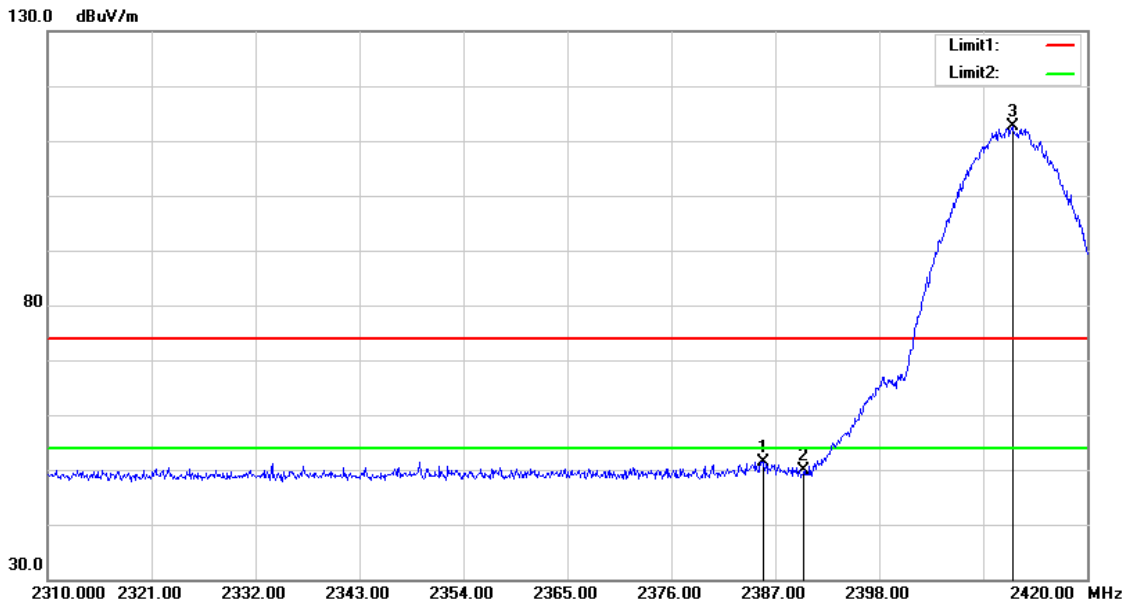

No.	Frequency (MHz)	Reading (dBuV)	Correct Factor (dB/m)	Result (dBuV/m)	Limit (dBuV/m)	Margin (dB)	Remark
1	2385.790	59.16	-7.73	51.43	74.00	-22.57	peak
2	2390.000	57.60	-7.72	49.88	74.00	-24.12	peak
3	2412.080	120.21	-7.63	112.58	--	--	peak

Note:1.Result (dBuV/m) = Correct Factor (dB/m) + Reading(dBuV).

2.Correction factor (dB/m) = Antenna Factor (dB/m) + Cable loss (dB) – Pre-Amplifier gain (dB).

3.When the peak results are less than average limit, so not need to evaluate the average.

Standard:	FCC Part 15.247	Test Distance:	3 m
Test item:	Band edge		
Frequency:	2437 MHz		
Mode:	Mode 2		
Ant.Polar.:	Horizontal		

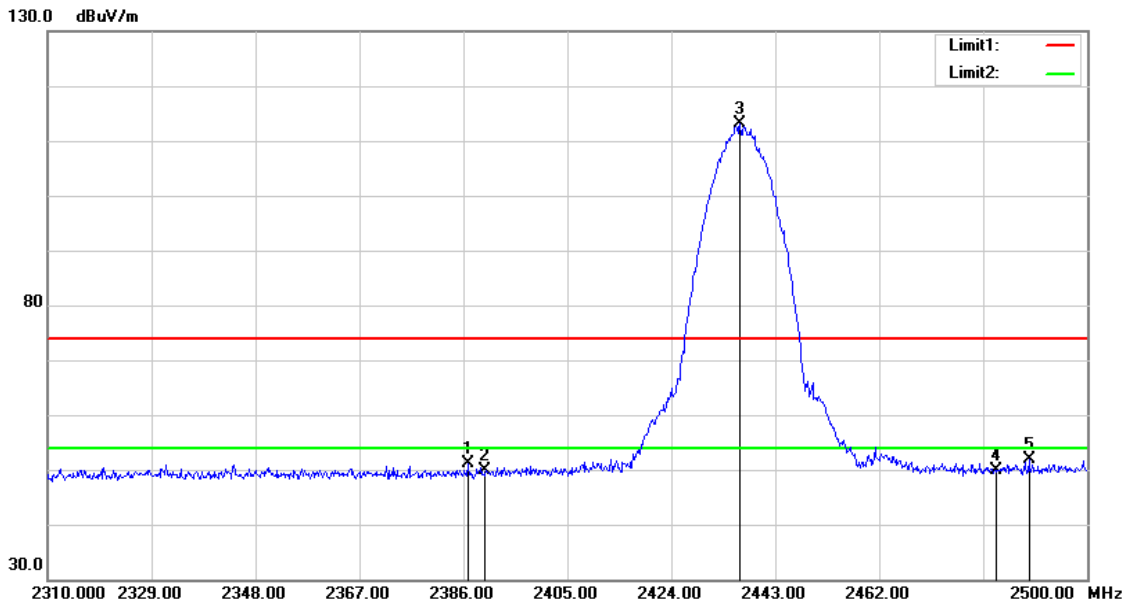

No.	Frequency (MHz)	Reading (dBuV)	Correct Factor (dB/m)	Result (dBuV/m)	Limit (dBuV/m)	Margin (dB)	Remark
1	2386.760	58.89	-7.73	51.16	74.00	-22.84	peak
2	2390.000	57.68	-7.72	49.96	74.00	-24.04	peak
3	2436.540	120.64	-7.53	113.11	--	--	peak
4	2483.500	57.24	-7.34	49.90	74.00	-24.10	peak
5	2489.360	59.25	-7.31	51.94	74.00	-22.06	peak

Note:1.Result (dBuV/m) = Correct Factor (dB/m) + Reading(dBuV).

2.Correction factor (dB/m) = Antenna Factor (dB/m) + Cable loss (dB) – Pre-Amplifier gain (dB).

3.When the peak results are less than average limit, so not need to evaluate the average.

Standard:	FCC Part 15.247	Test Distance:	3 m
Test item:	Band edge		
Frequency:	2437 MHz		
Mode:	Mode 2		
Ant.Polar.:	Vertical		

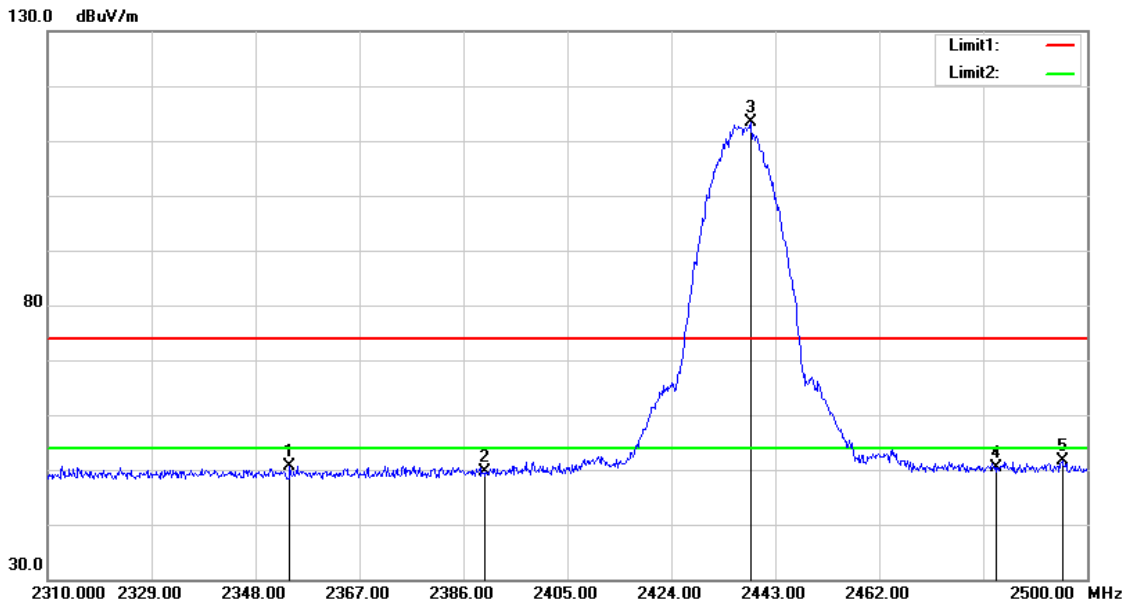

No.	Frequency (MHz)	Reading (dBuV)	Correct Factor (dB/m)	Result (dBuV/m)	Limit (dBuV/m)	Margin (dB)	Remark
1	2354.270	58.56	-7.87	50.69	74.00	-23.31	peak
2	2390.000	57.24	-7.72	49.52	74.00	-24.48	peak
3	2438.440	120.86	-7.52	113.34	--	--	peak
4	2483.500	57.84	-7.34	50.50	74.00	-23.50	peak
5	2495.440	58.91	-7.28	51.63	74.00	-22.37	peak

Note:1.Result (dBuV/m) = Correct Factor (dB/m) + Reading(dBuV).

2.Correction factor (dB/m) = Antenna Factor (dB/m) + Cable loss (dB) – Pre-Amplifier gain (dB).

3.When the peak results are less than average limit, so not need to evaluate the average.

Standard:	FCC Part 15.247	Test Distance:	3 m
Test item:	Band edge		
Frequency:	2462 MHz		
Mode:	Mode 2		
Ant.Polar.:	Horizontal		

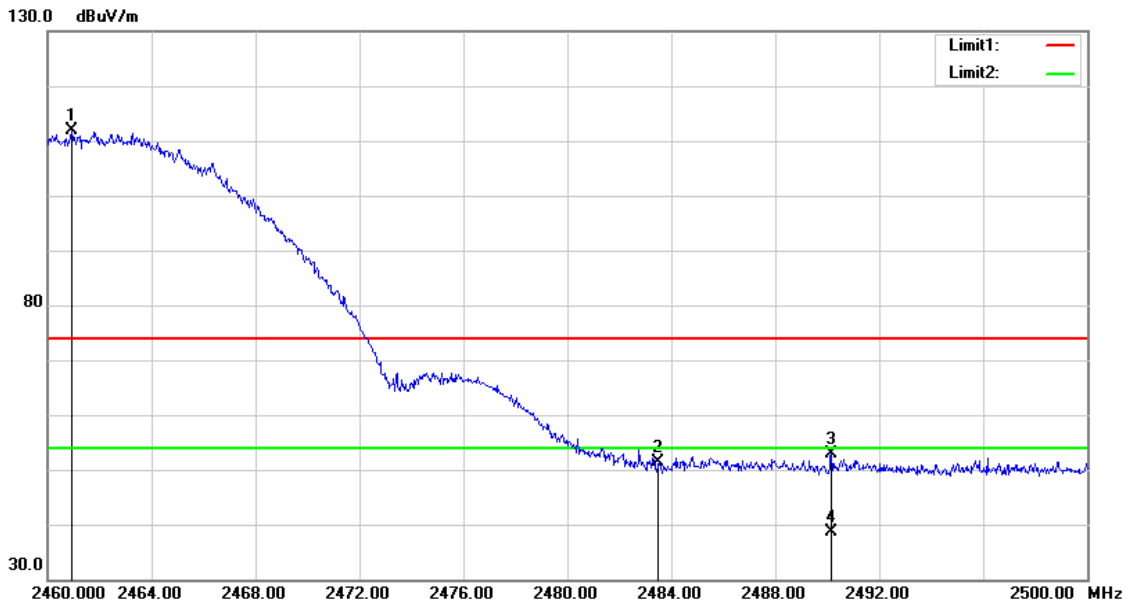

No.	Frequency (MHz)	Reading (dBuV)	Correct Factor (dB/m)	Result (dBuV/m)	Limit (dBuV/m)	Margin (dB)	Remark
1	2460.920	119.27	-7.43	111.84	--	--	peak
2	2483.500	58.82	-7.34	51.48	74.00	-22.52	peak
3	2490.160	60.13	-7.31	52.82	74.00	-21.18	peak
4	2490.160	45.98	-7.31	38.67	54.00	-15.33	AVG

Note:1.Result (dBuV/m) = Correct Factor (dB/m) + Reading(dBuV).

2.Correction factor (dB/m) = Antenna Factor (dB/m) + Cable loss (dB) – Pre-Amplifier gain (dB).

3.When the peak results are less than average limit, so not need to evaluate the average.

Standard:	FCC Part 15.247	Test Distance:	3 m
Test item:	Band edge		
Frequency:	2462 MHz		
Mode:	Mode 2		
Ant.Polar.:	Vertical		

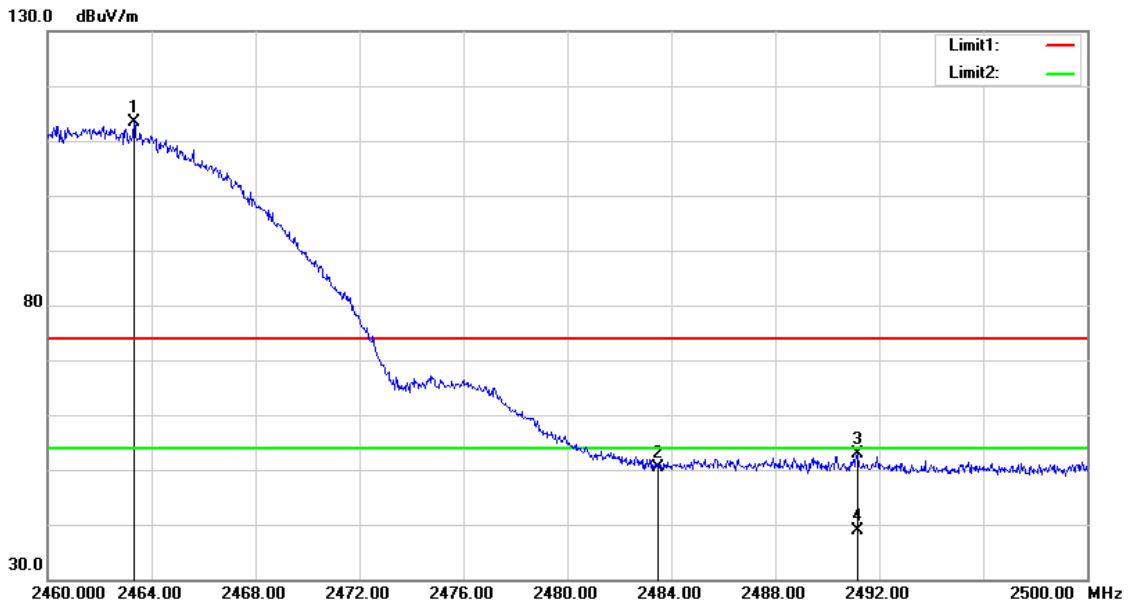

No.	Frequency (MHz)	Reading (dBuV)	Correct Factor (dB/m)	Result (dBuV/m)	Limit (dBuV/m)	Margin (dB)	Remark
1	2463.320	120.76	-7.42	113.34	--	--	peak
2	2483.500	57.70	-7.34	50.36	74.00	-23.64	peak
3	2491.160	60.14	-7.31	52.83	74.00	-21.17	peak
4	2491.160	46.07	-7.31	38.76	54.00	-15.24	AVG

Note:1.Result (dBuV/m) = Correct Factor (dB/m) + Reading(dBuV).

2.Correction factor (dB/m) = Antenna Factor (dB/m) + Cable loss (dB) – Pre-Amplifier gain (dB).

3.When the peak results are less than average limit, so not need to evaluate the average.

Standard:	FCC Part 15.247	Test Distance:	3 m
Test item:	Band edge		
Frequency:	2412 MHz		
Mode:	Mode 3		
Ant.Polar.:	Horizontal		

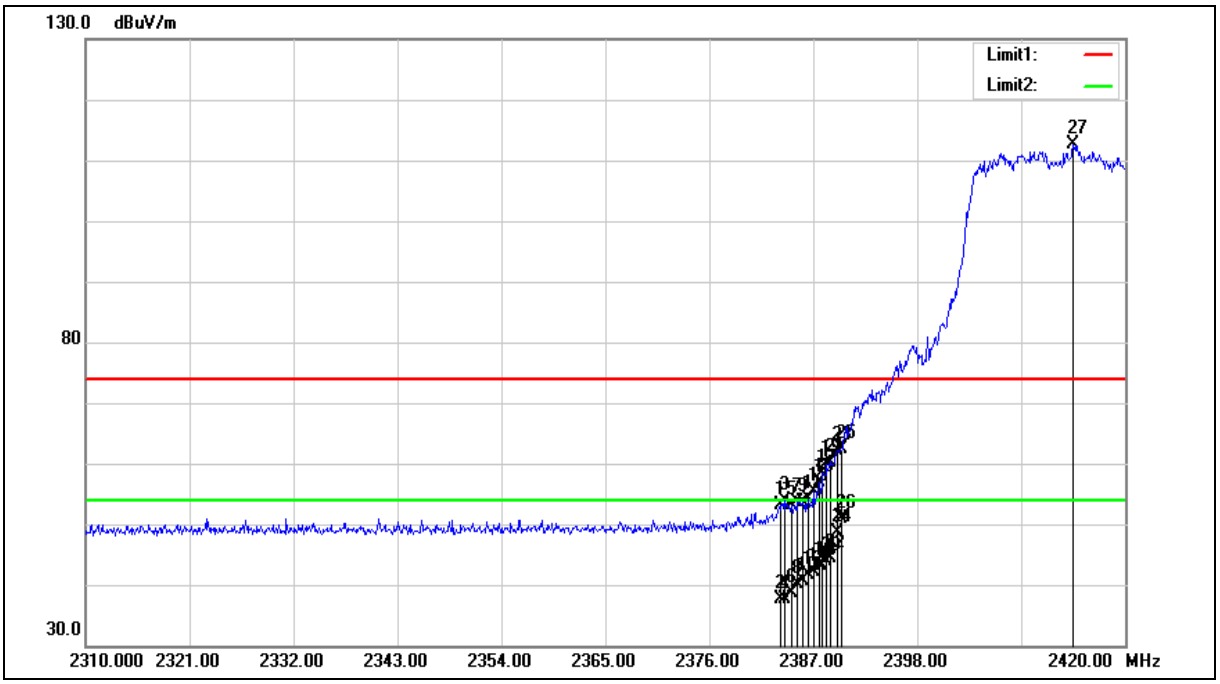

Standard:	FCC Part 15.247	Test Distance:	3 m
Test item:	Band edge		
Frequency:	2412 MHz		
Mode:	Mode 3		
Ant.Polar.:	Horizontal		

No.	Frequency (MHz)	Reading (dBuV)	Correct Factor (dB/m)	Result (dBuV/m)	Limit (dBuV/m)	Margin (dB)	Remark
1	2383.480	60.85	-7.75	53.10	74.00	-20.90	peak
2	2383.480	45.32	-7.75	37.57	54.00	-16.43	AVG
3	2384.030	61.64	-7.75	53.89	74.00	-20.11	peak
4	2384.030	45.46	-7.75	37.71	54.00	-16.29	AVG
5	2384.690	60.99	-7.75	53.24	74.00	-20.76	peak
6	2384.690	46.26	-7.75	38.51	54.00	-15.49	AVG
7	2385.350	61.32	-7.73	53.59	74.00	-20.41	peak
8	2385.350	47.76	-7.73	40.03	54.00	-13.97	AVG
9	2385.900	61.42	-7.73	53.69	74.00	-20.31	peak
10	2385.900	48.44	-7.73	40.71	54.00	-13.29	AVG
11	2386.450	61.97	-7.73	54.24	74.00	-19.76	peak
12	2386.450	49.30	-7.73	41.57	54.00	-12.43	AVG
13	2387.000	63.02	-7.73	55.29	74.00	-18.71	peak
14	2387.000	49.83	-7.73	42.10	54.00	-11.90	AVG
15	2387.660	64.64	-7.73	56.91	74.00	-17.09	peak
16	2387.660	50.75	-7.73	43.02	54.00	-10.98	AVG
17	2387.990	66.23	-7.73	58.50	74.00	-15.50	peak
18	2387.990	50.91	-7.73	43.18	54.00	-10.82	AVG
19	2388.430	67.64	-7.72	59.92	74.00	-14.08	peak
20	2388.430	51.52	-7.72	43.80	54.00	-10.20	AVG
21	2388.760	67.97	-7.72	60.25	74.00	-13.75	peak
22	2388.760	52.14	-7.72	44.42	54.00	-9.58	AVG
23	2389.530	69.73	-7.72	62.01	74.00	-11.99	peak
24	2389.530	56.47	-7.72	48.75	54.00	-5.25	AVG
25	2390.000	70.09	-7.72	62.37	74.00	-11.63	peak

Standard:	FCC Part 15.247	Test Distance:	3 m
Test item:	Band edge		
Frequency:	2412 MHz		
Mode:	Mode 3		
Ant.Polar.:	Horizontal		

No.	Frequency (MHz)	Reading (dBuV)	Correct Factor (dB/m)	Result (dBuV/m)	Limit (dBuV/m)	Margin (dB)	Remark
26	2390.000	58.49	-7.72	50.77	54.00	-3.23	AVG
27	2414.500	120.23	-7.62	112.61	--	--	peak

Note:1.Result (dBuV/m) = Correct Factor (dB/m) + Reading(dBuV).

2.Correction factor (dB/m) = Antenna Factor (dB/m) + Cable loss (dB) – Pre-Amplifier gain (dB).

3.When the peak results are less than average limit, so not need to evaluate the average.

Standard:	FCC Part 15.247	Test Distance:	3 m
Test item:	Band edge		
Frequency:	2412 MHz		
Mode:	Mode 3		
Ant.Polar.:	Vertical		

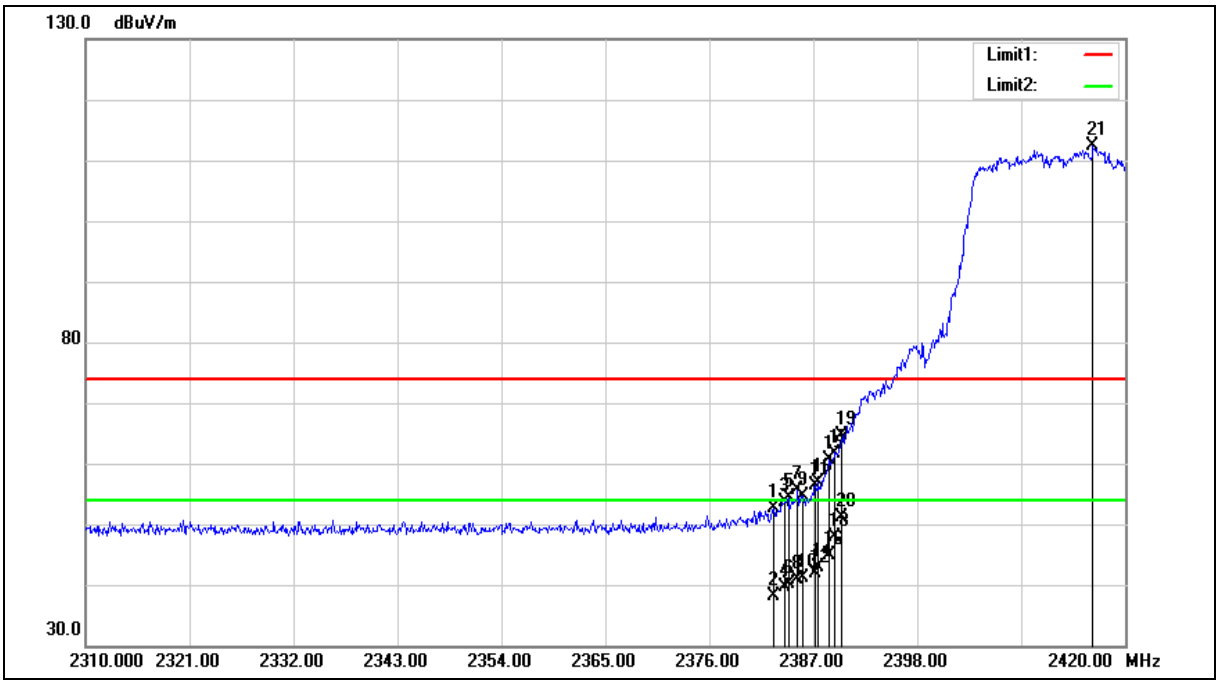

Standard:	FCC Part 15.247	Test Distance:	3 m
Test item:	Band edge		
Frequency:	2412 MHz		
Mode:	Mode 3		
Ant.Polar.:	Vertical		

No.	Frequency (MHz)	Reading (dBuV)	Correct Factor (dB/m)	Result (dBuV/m)	Limit (dBuV/m)	Margin (dB)	Remark
1	2382.820	60.47	-7.75	52.72	74.00	-21.28	peak
2	2382.820	45.79	-7.75	38.04	54.00	-15.96	AVG
3	2383.920	61.43	-7.75	53.68	74.00	-20.32	peak
4	2383.920	47.38	-7.75	39.63	54.00	-14.37	AVG
5	2384.360	62.18	-7.75	54.43	74.00	-19.57	peak
6	2384.360	47.83	-7.75	40.08	54.00	-13.92	AVG
7	2385.350	63.37	-7.73	55.64	74.00	-18.36	peak
8	2385.350	48.54	-7.73	40.81	54.00	-13.19	AVG
9	2385.900	62.44	-7.73	54.71	74.00	-19.29	peak
10	2385.900	48.75	-7.73	41.02	54.00	-12.98	AVG
11	2387.220	64.02	-7.73	56.29	74.00	-17.71	peak
12	2387.220	49.69	-7.73	41.96	54.00	-12.04	AVG
13	2387.550	64.53	-7.73	56.80	74.00	-17.20	peak
14	2387.550	50.59	-7.73	42.86	54.00	-11.14	AVG
15	2388.650	68.47	-7.72	60.75	74.00	-13.25	peak
16	2388.650	52.63	-7.72	44.91	54.00	-9.09	AVG
17	2389.310	69.47	-7.72	61.75	74.00	-12.25	peak
18	2389.310	55.56	-7.72	47.84	54.00	-6.16	AVG
19	2390.000	72.32	-7.72	64.60	74.00	-9.40	peak
20	2390.000	58.86	-7.72	51.14	54.00	-2.86	AVG
21	2416.590	119.89	-7.61	112.28	--	--	peak

Note:1.Result (dBuV/m) = Correct Factor (dB/m) + Reading(dBuV).

2.Correction factor (dB/m) = Antenna Factor (dB/m) + Cable loss (dB) – Pre-Amplifier gain (dB).

3.When the peak results are less than average limit, so not need to evaluate the average.

Standard:	FCC Part 15.247	Test Distance:	3 m
Test item:	Band edge		
Frequency:	2437 MHz		
Mode:	Mode 3		
Ant.Polar.:	Horizontal		

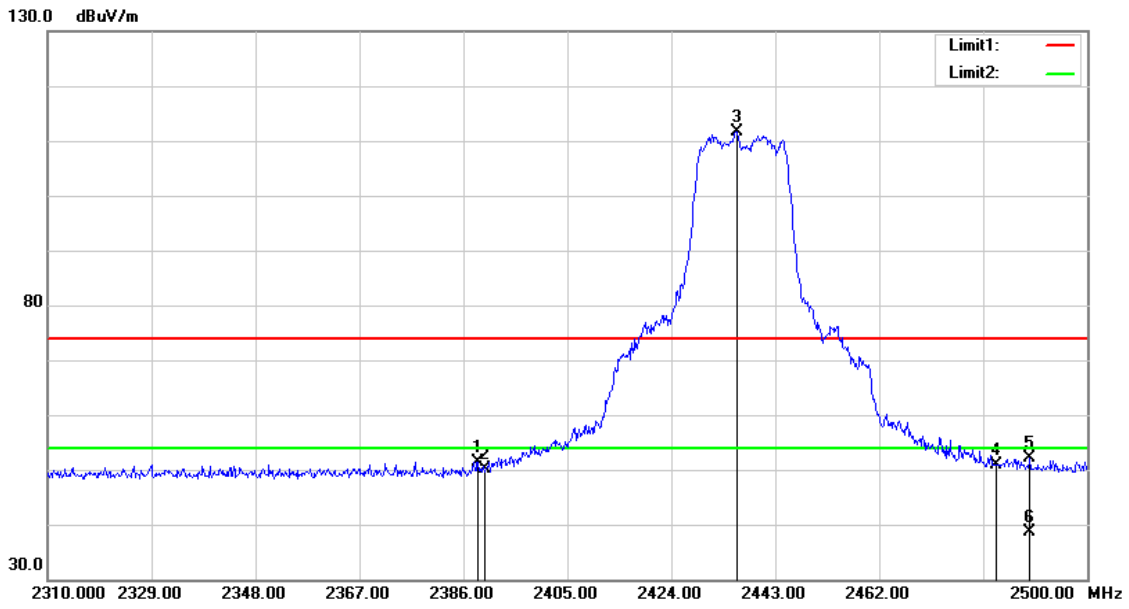

No.	Frequency (MHz)	Reading (dBuV)	Correct Factor (dB/m)	Result (dBuV/m)	Limit (dBuV/m)	Margin (dB)	Remark
1	2388.660	59.07	-7.72	51.35	74.00	-22.65	peak
2	2390.000	57.88	-7.72	50.16	74.00	-23.84	peak
3	2435.970	119.07	-7.53	111.54	--	--	peak
4	2483.500	58.29	-7.34	50.95	74.00	-23.05	peak
5	2489.550	59.50	-7.31	52.19	74.00	-21.81	peak
6	2489.550	45.85	-7.31	38.54	54.00	-15.46	AVG

Note:1.Result (dBuV/m) = Correct Factor (dB/m) + Reading(dBuV).

2.Correction factor (dB/m) = Antenna Factor (dB/m) + Cable loss (dB) – Pre-Amplifier gain (dB).

3.When the peak results are less than average limit, so not need to evaluate the average.

Standard:	FCC Part 15.247	Test Distance:	3 m
Test item:	Band edge		
Frequency:	2437 MHz		
Mode:	Mode 3		
Ant.Polar.:	Vertical		

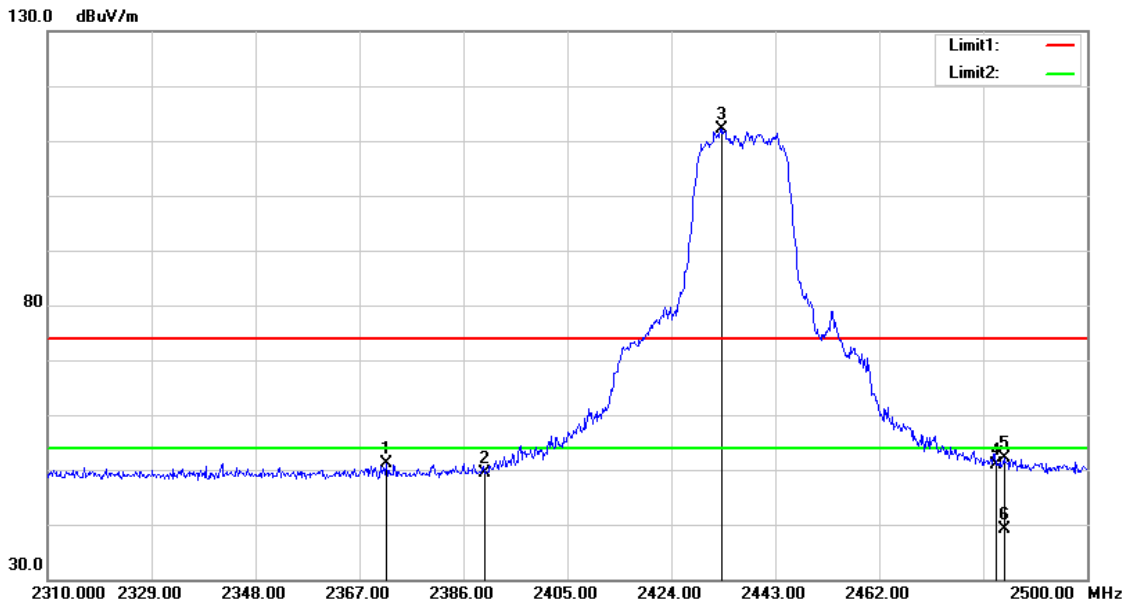

No.	Frequency (MHz)	Reading (dBuV)	Correct Factor (dB/m)	Result (dBuV/m)	Limit (dBuV/m)	Margin (dB)	Remark
1	2371.940	58.98	-7.78	51.20	74.00	-22.80	peak
2	2390.000	57.21	-7.72	49.49	74.00	-24.51	peak
3	2433.310	119.55	-7.54	112.01	--	--	peak
4	2483.500	58.13	-7.34	50.79	74.00	-23.21	peak
5	2484.800	59.53	-7.34	52.19	74.00	-21.81	peak
6	2484.800	46.59	-7.34	39.25	54.00	-14.75	AVG

Note:1.Result (dBuV/m) = Correct Factor (dB/m) + Reading(dBuV).

2.Correction factor (dB/m) = Antenna Factor (dB/m) + Cable loss (dB) – Pre-Amplifier gain (dB).

3.When the peak results are less than average limit, so not need to evaluate the average.

Standard:	FCC Part 15.247	Test Distance:	3 m
Test item:	Band edge		
Frequency:	2462 MHz		
Mode:	Mode 3		
Ant.Polar.:	Horizontal		

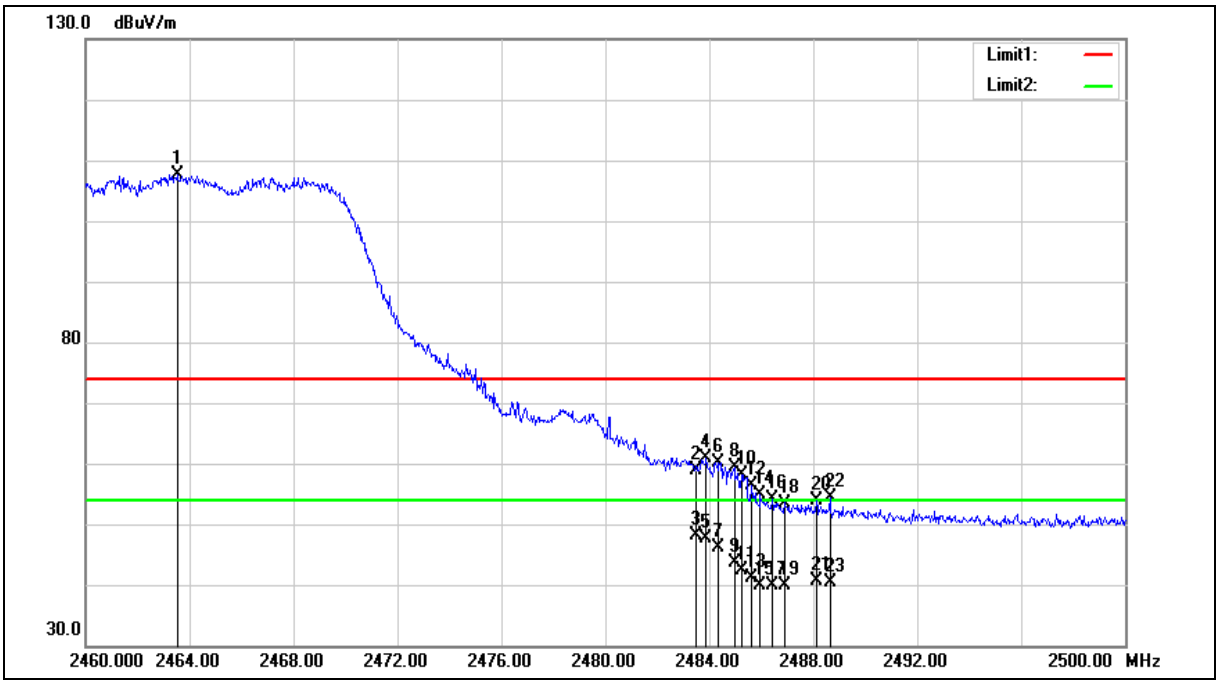

Standard:	FCC Part 15.247	Test Distance:	3 m
Test item:	Band edge		
Frequency:	2462 MHz		
Mode:	Mode 3		
Ant.Polar.:	Horizontal		

No.	Frequency (MHz)	Reading (dBuV)	Correct Factor (dB/m)	Result (dBuV/m)	Limit (dBuV/m)	Margin (dB)	Remark
1	2463.520	115.09	-7.42	107.67	--	--	peak
2	2483.500	66.16	-7.34	58.82	74.00	-15.18	peak
3	2483.500	55.59	-7.34	48.25	54.00	-5.75	AVG
4	2483.880	68.31	-7.34	60.97	74.00	-13.03	peak
5	2483.880	55.00	-7.34	47.66	54.00	-6.34	AVG
6	2484.360	67.47	-7.34	60.13	74.00	-13.87	peak
7	2484.360	53.37	-7.34	46.03	54.00	-7.97	AVG
8	2484.960	66.84	-7.34	59.50	74.00	-14.50	peak
9	2484.960	50.85	-7.34	43.51	54.00	-10.49	AVG
10	2485.240	65.53	-7.33	58.20	74.00	-15.80	peak
11	2485.240	49.63	-7.33	42.30	54.00	-11.70	AVG
12	2485.640	63.81	-7.32	56.49	74.00	-17.51	peak
13	2485.640	48.40	-7.32	41.08	54.00	-12.92	AVG
14	2485.960	62.09	-7.32	54.77	74.00	-19.23	peak
15	2485.960	47.25	-7.32	39.93	54.00	-14.07	AVG
16	2486.440	61.38	-7.32	54.06	74.00	-19.94	peak
17	2486.440	47.27	-7.32	39.95	54.00	-14.05	AVG
18	2486.920	60.60	-7.32	53.28	74.00	-20.72	peak
19	2486.920	47.29	-7.32	39.97	54.00	-14.03	AVG
20	2488.120	61.08	-7.32	53.76	74.00	-20.24	peak
21	2488.120	47.96	-7.32	40.64	54.00	-13.36	AVG
22	2488.640	61.69	-7.31	54.38	74.00	-19.62	peak
23	2488.640	47.77	-7.31	40.46	54.00	-13.54	AVG

Note:1.Result (dBuV/m) = Correct Factor (dB/m) + Reading(dBuV).

2.Correction factor (dB/m) = Antenna Factor (dB/m) + Cable loss (dB) – Pre-Amplifier gain (dB).

3.When the peak results are less than average limit, so not need to evaluate the average.

Standard:	FCC Part 15.247	Test Distance:	3 m
Test item:	Band edge		
Frequency:	2462 MHz		
Mode:	Mode 3		
Ant.Polar.:	Vertical		

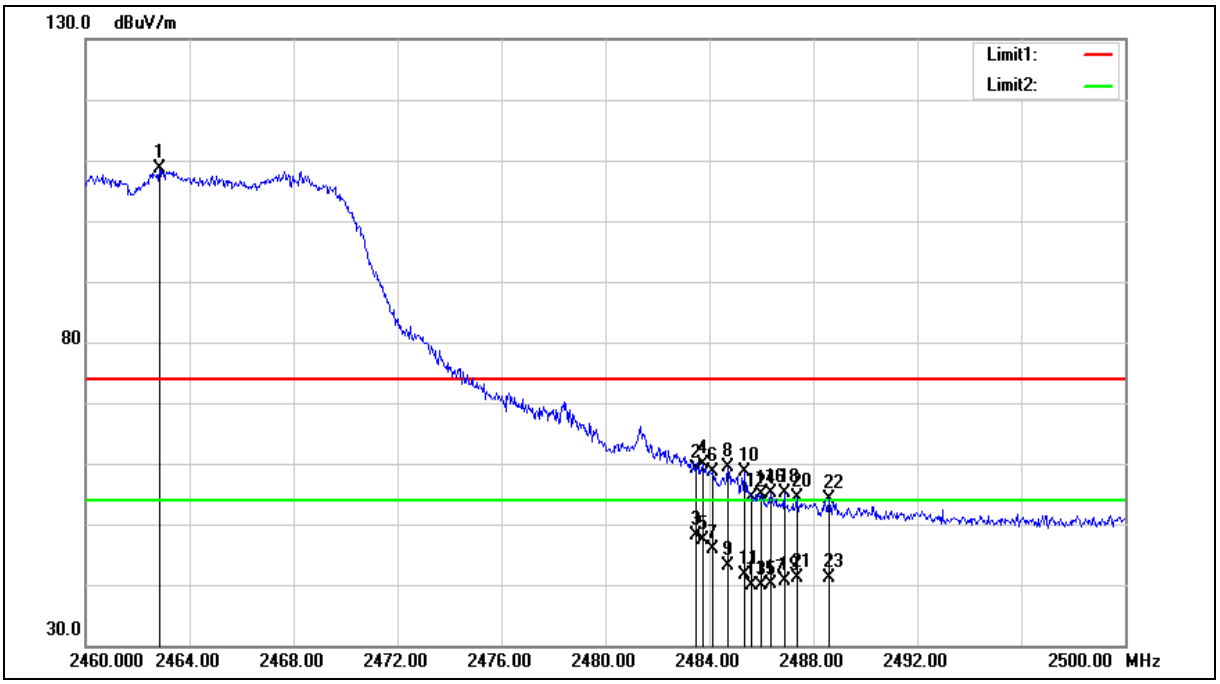

Standard:	FCC Part 15.247	Test Distance:	3 m
Test item:	Band edge		
Frequency:	2462 MHz		
Mode:	Mode 3		
Ant.Polar.:	Vertical		

No.	Frequency (MHz)	Reading (dBuV)	Correct Factor (dB/m)	Result (dBuV/m)	Limit (dBuV/m)	Margin (dB)	Remark
1	2462.840	115.95	-7.42	108.53	--	--	peak
2	2483.500	66.59	-7.34	59.25	74.00	-14.75	peak
3	2483.500	55.36	-7.34	48.02	54.00	-5.98	AVG
4	2483.760	67.15	-7.34	59.81	74.00	-14.19	peak
5	2483.760	54.77	-7.34	47.43	54.00	-6.57	AVG
6	2484.120	65.88	-7.34	58.54	74.00	-15.46	peak
7	2484.120	53.30	-7.34	45.96	54.00	-8.04	AVG
8	2484.720	66.83	-7.34	59.49	74.00	-14.51	peak
9	2484.720	50.45	-7.34	43.11	54.00	-10.89	AVG
10	2485.360	65.90	-7.32	58.58	74.00	-15.42	peak
11	2485.360	49.00	-7.32	41.68	54.00	-12.32	AVG
12	2485.640	61.75	-7.32	54.43	74.00	-19.57	peak
13	2485.640	47.26	-7.32	39.94	54.00	-14.06	AVG
14	2486.000	62.19	-7.32	54.87	74.00	-19.13	peak
15	2486.000	47.23	-7.32	39.91	54.00	-14.09	AVG
16	2486.360	62.52	-7.32	55.20	74.00	-18.80	peak
17	2486.360	47.46	-7.32	40.14	54.00	-13.86	AVG
18	2486.880	62.45	-7.32	55.13	74.00	-18.87	peak
19	2486.880	48.00	-7.32	40.68	54.00	-13.32	AVG
20	2487.360	61.59	-7.32	54.27	74.00	-19.73	peak
21	2487.360	48.53	-7.32	41.21	54.00	-12.79	AVG
22	2488.600	61.50	-7.31	54.19	74.00	-19.81	peak
23	2488.600	48.47	-7.31	41.16	54.00	-12.84	AVG

Note:1.Result (dBuV/m) = Correct Factor (dB/m) + Reading(dBuV).

2.Correction factor (dB/m) = Antenna Factor (dB/m) + Cable loss (dB) – Pre-Amplifier gain (dB).

3.When the peak results are less than average limit, so not need to evaluate the average.

Standard:	FCC Part 15.247	Test Distance:	3 m
Test item:	Band edge		
Frequency:	2412 MHz		
Mode:	Mode 6		
Ant.Polar.:	Horizontal		

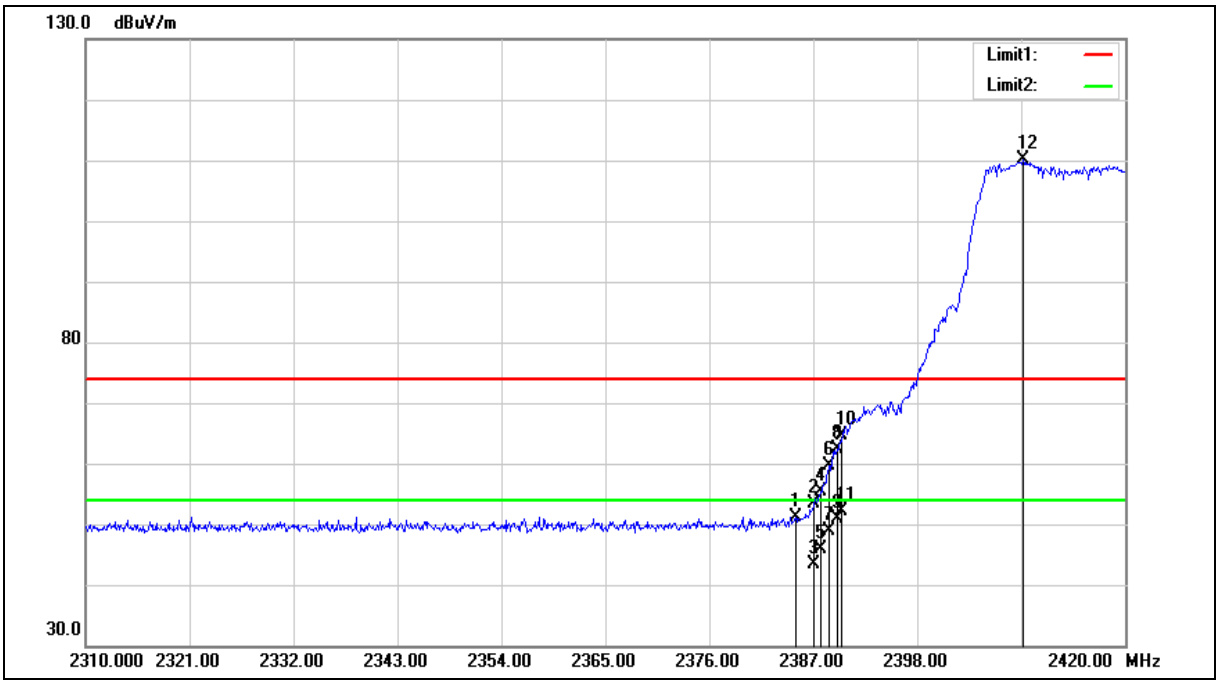

Standard:	FCC Part 15.247	Test Distance:	3 m
Test item:	Band edge		
Frequency:	2412 MHz		
Mode:	Mode 6		
Ant.Polar.:	Horizontal		

No.	Frequency (MHz)	Reading (dBuV)	Correct Factor (dB/m)	Result (dBuV/m)	Limit (dBuV/m)	Margin (dB)	Remark
1	2385.130	58.99	-7.74	51.25	74.00	-22.75	peak
2	2387.110	61.00	-7.73	53.27	74.00	-20.73	peak
3	2387.110	51.20	-7.73	43.47	54.00	-10.53	AVG
4	2387.770	63.04	-7.73	55.31	74.00	-18.69	peak
5	2387.770	53.69	-7.73	45.96	54.00	-8.04	AVG
6	2388.650	67.41	-7.72	59.69	74.00	-14.31	peak
7	2388.650	56.64	-7.72	48.92	54.00	-5.08	AVG
8	2389.530	70.07	-7.72	62.35	74.00	-11.65	peak
9	2389.530	58.68	-7.72	50.96	54.00	-3.04	AVG
10	2390.000	72.26	-7.72	64.54	74.00	-9.46	peak
11	2390.000	59.96	-7.72	52.24	54.00	-1.76	AVG
12	2409.220	117.69	-7.64	110.05	--	--	peak

Note:1.Result (dBuV/m) = Correct Factor (dB/m) + Reading(dBuV).

2.Correction factor (dB/m) = Antenna Factor (dB/m) + Cable loss (dB) – Pre-Amplifier gain (dB).

3.When the peak results are less than average limit, so not need to evaluate the average.

Standard:	FCC Part 15.247	Test Distance:	3 m
Test item:	Band edge		
Frequency:	2412 MHz		
Mode:	Mode 6		
Ant.Polar.:	Vertical		

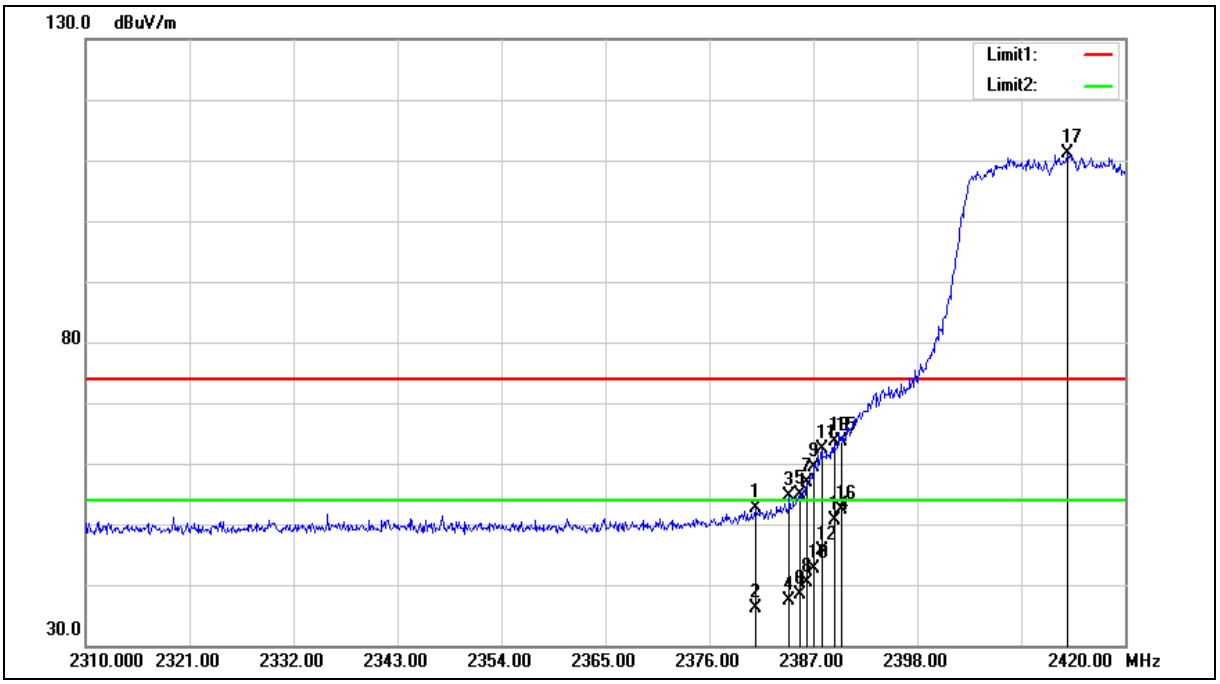

Standard:	FCC Part 15.247	Test Distance:	3 m
Test item:	Band edge		
Frequency:	2412 MHz		
Mode:	Mode 6		
Ant.Polar.:	Vertical		

No.	Frequency (MHz)	Reading (dBuV)	Correct Factor (dB/m)	Result (dBuV/m)	Limit (dBuV/m)	Margin (dB)	Remark
1	2380.950	60.49	-7.76	52.73	74.00	-21.27	peak
2	2380.950	43.79	-7.76	36.03	54.00	-17.97	AVG
3	2384.470	62.28	-7.75	54.53	74.00	-19.47	peak
4	2384.470	45.12	-7.75	37.37	54.00	-16.63	AVG
5	2385.570	62.60	-7.73	54.87	74.00	-19.13	peak
6	2385.570	46.21	-7.73	38.48	54.00	-15.52	AVG
7	2386.340	64.55	-7.73	56.82	74.00	-17.18	peak
8	2386.340	48.13	-7.73	40.40	54.00	-13.60	AVG
9	2387.110	67.04	-7.73	59.31	74.00	-14.69	peak
10	2387.110	50.43	-7.73	42.70	54.00	-11.30	AVG
11	2387.880	70.22	-7.73	62.49	74.00	-11.51	peak
12	2387.880	53.32	-7.73	45.59	54.00	-8.41	AVG
13	2389.200	71.35	-7.72	63.63	74.00	-10.37	peak
14	2389.200	58.34	-7.72	50.62	54.00	-3.38	AVG
15	2390.000	71.40	-7.72	63.68	74.00	-10.32	peak
16	2390.000	59.98	-7.72	52.26	54.00	-1.74	AVG
17	2413.950	118.84	-7.62	111.22	--	--	peak

Note:1.Result (dBuV/m) = Correct Factor (dB/m) + Reading(dBuV).

2.Correction factor (dB/m) = Antenna Factor (dB/m) + Cable loss (dB) – Pre-Amplifier gain (dB).

3.When the peak results are less than average limit, so not need to evaluate the average.

Standard:	FCC Part 15.247	Test Distance:	3 m
Test item:	Band edge		
Frequency:	2437 MHz		
Mode:	Mode 6		
Ant.Polar.:	Horizontal		

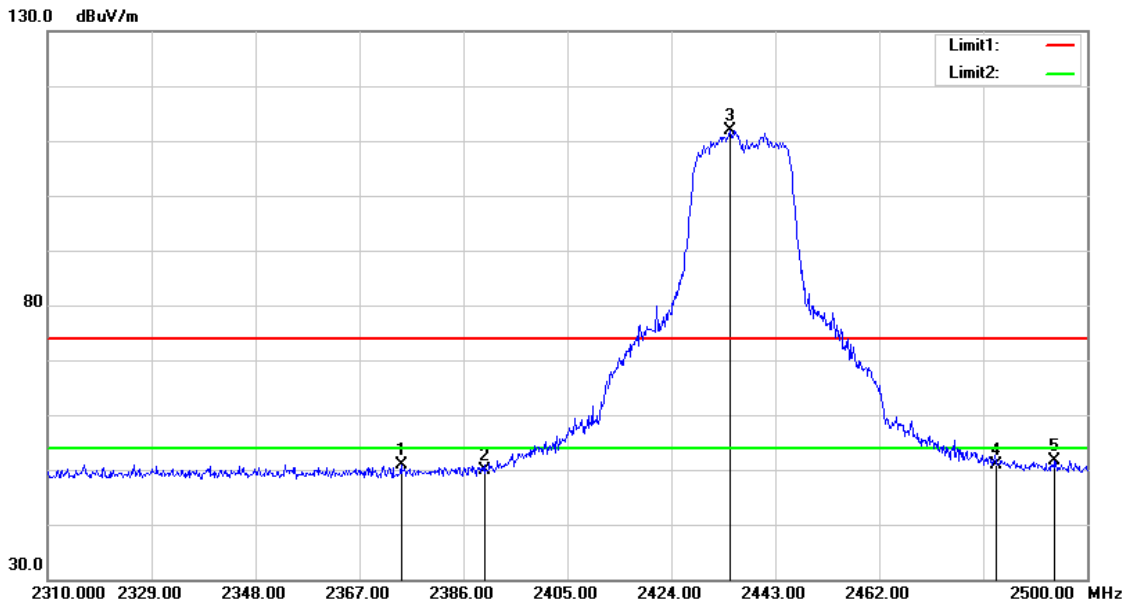

No.	Frequency (MHz)	Reading (dBuV)	Correct Factor (dB/m)	Result (dBuV/m)	Limit (dBuV/m)	Margin (dB)	Remark
1	2374.600	58.76	-7.78	50.98	74.00	-23.02	peak
2	2390.000	57.69	-7.72	49.97	74.00	-24.03	peak
3	2434.830	119.35	-7.54	111.81	--	--	peak
4	2483.500	58.16	-7.34	50.82	74.00	-23.18	peak
5	2494.110	59.01	-7.29	51.72	74.00	-22.28	peak

Note:1.Result (dBuV/m) = Correct Factor (dB/m) + Reading(dBuV).

2.Correction factor (dB/m) = Antenna Factor (dB/m) + Cable loss (dB) – Pre-Amplifier gain (dB).

3.When the peak results are less than average limit, so not need to evaluate the average.

Standard:	FCC Part 15.247	Test Distance:	3 m
Test item:	Band edge		
Frequency:	2437 MHz		
Mode:	Mode 6		
Ant.Polar.:	Vertical		

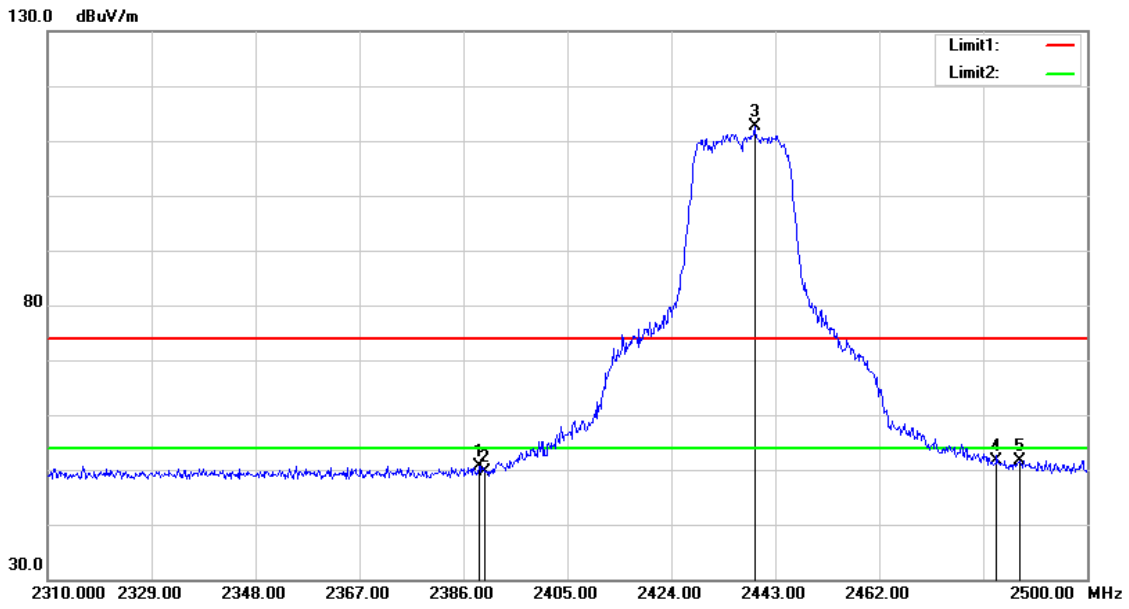

No.	Frequency (MHz)	Reading (dBuV)	Correct Factor (dB/m)	Result (dBuV/m)	Limit (dBuV/m)	Margin (dB)	Remark
1	2388.850	58.40	-7.72	50.68	74.00	-23.32	peak
2	2390.000	57.43	-7.72	49.71	74.00	-24.29	peak
3	2439.200	120.16	-7.51	112.65	--	--	peak
4	2483.500	59.03	-7.34	51.69	74.00	-22.31	peak
5	2487.650	59.01	-7.32	51.69	74.00	-22.31	peak

Note:1.Result (dBuV/m) = Correct Factor (dB/m) + Reading(dBuV).

2.Correction factor (dB/m) = Antenna Factor (dB/m) + Cable loss (dB) – Pre-Amplifier gain (dB).

3.When the peak results are less than average limit, so not need to evaluate the average.

Standard:	FCC Part 15.247	Test Distance:	3 m
Test item:	Band edge		
Frequency:	2462 MHz		
Mode:	Mode 6		
Ant.Polar.:	Horizontal		

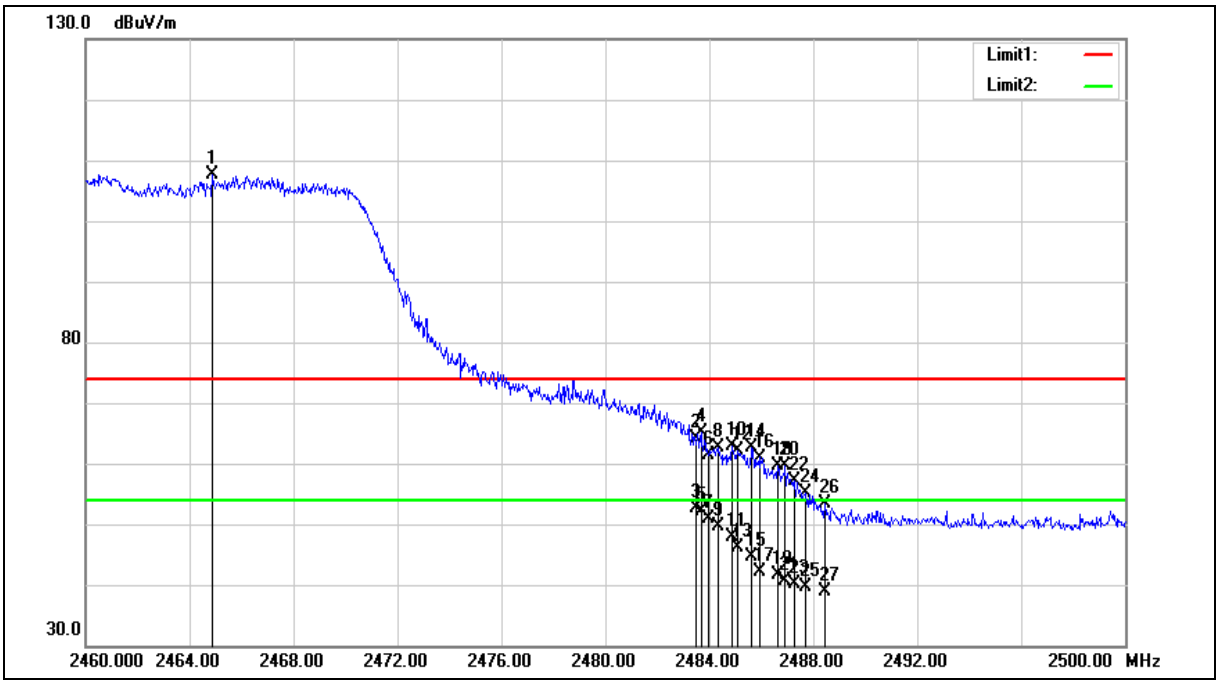

Standard:	FCC Part 15.247	Test Distance:	3 m
Test item:	Band edge		
Frequency:	2462 MHz		
Mode:	Mode 6		
Ant.Polar.:	Horizontal		

No.	Frequency (MHz)	Reading (dBuV)	Correct Factor (dB/m)	Result (dBuV/m)	Limit (dBuV/m)	Margin (dB)	Remark
1	2464.880	115.15	-7.42	107.73	--	--	peak
2	2483.500	71.54	-7.34	64.20	74.00	-9.80	peak
3	2483.500	59.99	-7.34	52.65	54.00	-1.35	AVG
4	2483.680	72.42	-7.34	65.08	74.00	-8.92	peak
5	2483.680	59.40	-7.34	52.06	54.00	-1.94	AVG
6	2483.960	68.78	-7.34	61.44	74.00	-12.56	peak
7	2483.960	58.33	-7.34	50.99	54.00	-3.01	AVG
8	2484.360	69.99	-7.34	62.65	74.00	-11.35	peak
9	2484.360	56.86	-7.34	49.52	54.00	-4.48	AVG
10	2484.880	70.23	-7.34	62.89	74.00	-11.11	peak
11	2484.880	55.27	-7.34	47.93	54.00	-6.07	AVG
12	2485.080	69.39	-7.33	62.06	74.00	-11.94	peak
13	2485.080	53.42	-7.33	46.09	54.00	-7.91	AVG
14	2485.640	70.06	-7.32	62.74	74.00	-11.26	peak
15	2485.640	51.87	-7.32	44.55	54.00	-9.45	AVG
16	2485.960	68.32	-7.32	61.00	74.00	-13.00	peak
17	2485.960	49.47	-7.32	42.15	54.00	-11.85	AVG
18	2486.640	67.04	-7.32	59.72	74.00	-14.28	peak
19	2486.640	49.04	-7.32	41.72	54.00	-12.28	AVG
20	2486.920	66.90	-7.32	59.58	74.00	-14.42	peak
21	2486.920	48.02	-7.32	40.70	54.00	-13.30	AVG
22	2487.280	64.49	-7.32	57.17	74.00	-16.83	peak
23	2487.280	47.43	-7.32	40.11	54.00	-13.89	AVG
24	2487.680	62.38	-7.32	55.06	74.00	-18.94	peak
25	2487.680	47.03	-7.32	39.71	54.00	-14.29	AVG

Standard:	FCC Part 15.247	Test Distance:	3 m
Test item:	Band edge		
Frequency:	2462 MHz		
Mode:	Mode 6		
Ant.Polar.:	Horizontal		

No.	Frequency (MHz)	Reading (dBuV)	Correct Factor (dB/m)	Result (dBuV/m)	Limit (dBuV/m)	Margin (dB)	Remark
26	2488.440	60.65	-7.31	53.34	74.00	-20.66	peak
27	2488.440	46.26	-7.31	38.95	54.00	-15.05	AVG

Note:1.Result (dBuV/m) = Correct Factor (dB/m) + Reading(dBuV).

2.Correction factor (dB/m) = Antenna Factor (dB/m) + Cable loss (dB) – Pre-Amplifier gain (dB).

3.When the peak results are less than average limit, so not need to evaluate the average.

Standard:	FCC Part 15.247	Test Distance:	3 m
Test item:	Band edge		
Frequency:	2462 MHz		
Mode:	Mode 6		
Ant.Polar.:	Vertical		

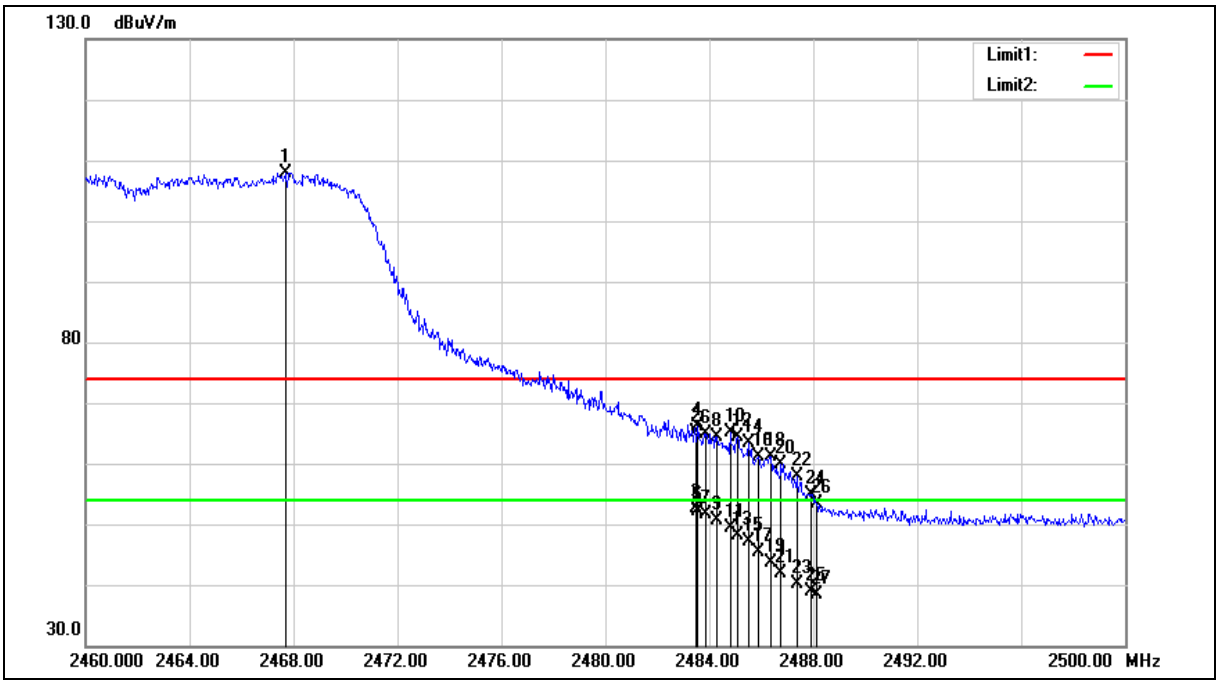

Standard:	FCC Part 15.247	Test Distance:	3 m
Test item:	Band edge		
Frequency:	2462 MHz		
Mode:	Mode 6		
Ant.Polar.:	Vertical		

No.	Frequency (MHz)	Reading (dBuV)	Correct Factor (dB/m)	Result (dBuV/m)	Limit (dBuV/m)	Margin (dB)	Remark
1	2467.680	115.36	-7.40	107.96	--	--	peak
2	2483.500	72.43	-7.34	65.09	74.00	-8.91	peak
3	2483.500	60.01	-7.34	52.67	54.00	-1.33	AVG
4	2483.560	73.35	-7.34	66.01	74.00	-7.99	peak
5	2483.560	59.38	-7.34	52.04	54.00	-1.96	AVG
6	2483.840	72.30	-7.34	64.96	74.00	-9.04	peak
7	2483.840	59.02	-7.34	51.68	54.00	-2.32	AVG
8	2484.280	71.73	-7.34	64.39	74.00	-9.61	peak
9	2484.280	57.97	-7.34	50.63	54.00	-3.37	AVG
10	2484.800	72.58	-7.34	65.24	74.00	-8.76	peak
11	2484.800	56.69	-7.34	49.35	54.00	-4.65	AVG
12	2485.080	71.72	-7.33	64.39	74.00	-9.61	peak
13	2485.080	55.52	-7.33	48.19	54.00	-5.81	AVG
14	2485.520	70.66	-7.32	63.34	74.00	-10.66	peak
15	2485.520	54.34	-7.32	47.02	54.00	-6.98	AVG
16	2485.880	68.42	-7.32	61.10	74.00	-12.90	peak
17	2485.880	52.68	-7.32	45.36	54.00	-8.64	AVG
18	2486.360	68.51	-7.32	61.19	74.00	-12.81	peak
19	2486.360	51.00	-7.32	43.68	54.00	-10.32	AVG
20	2486.760	67.17	-7.32	59.85	74.00	-14.15	peak
21	2486.760	49.16	-7.32	41.84	54.00	-12.16	AVG
22	2487.360	65.25	-7.32	57.93	74.00	-16.07	peak
23	2487.360	47.39	-7.32	40.07	54.00	-13.93	AVG
24	2487.920	62.25	-7.32	54.93	74.00	-19.07	peak
25	2487.920	46.09	-7.32	38.77	54.00	-15.23	AVG

Standard:	FCC Part 15.247	Test Distance:	3 m
Test item:	Band edge		
Frequency:	2462 MHz		
Mode:	Mode 6		
Ant.Polar.:	Vertical		

No.	Frequency (MHz)	Reading (dBuV)	Correct Factor (dB/m)	Result (dBuV/m)	Limit (dBuV/m)	Margin (dB)	Remark
26	2488.120	60.68	-7.32	53.36	74.00	-20.64	peak
27	2488.120	45.75	-7.32	38.43	54.00	-15.57	AVG

Note:1.Result (dBuV/m) = Correct Factor (dB/m) + Reading(dBuV).

2.Correction factor (dB/m) = Antenna Factor (dB/m) + Cable loss (dB) – Pre-Amplifier gain (dB).

3.When the peak results are less than average limit, so not need to evaluate the average.

Standard:	FCC Part 15.247	Test Distance:	3 m
Test item:	Band edge		
Frequency:	2422 MHz		
Mode:	Mode 7		
Ant.Polar.:	Horizontal		

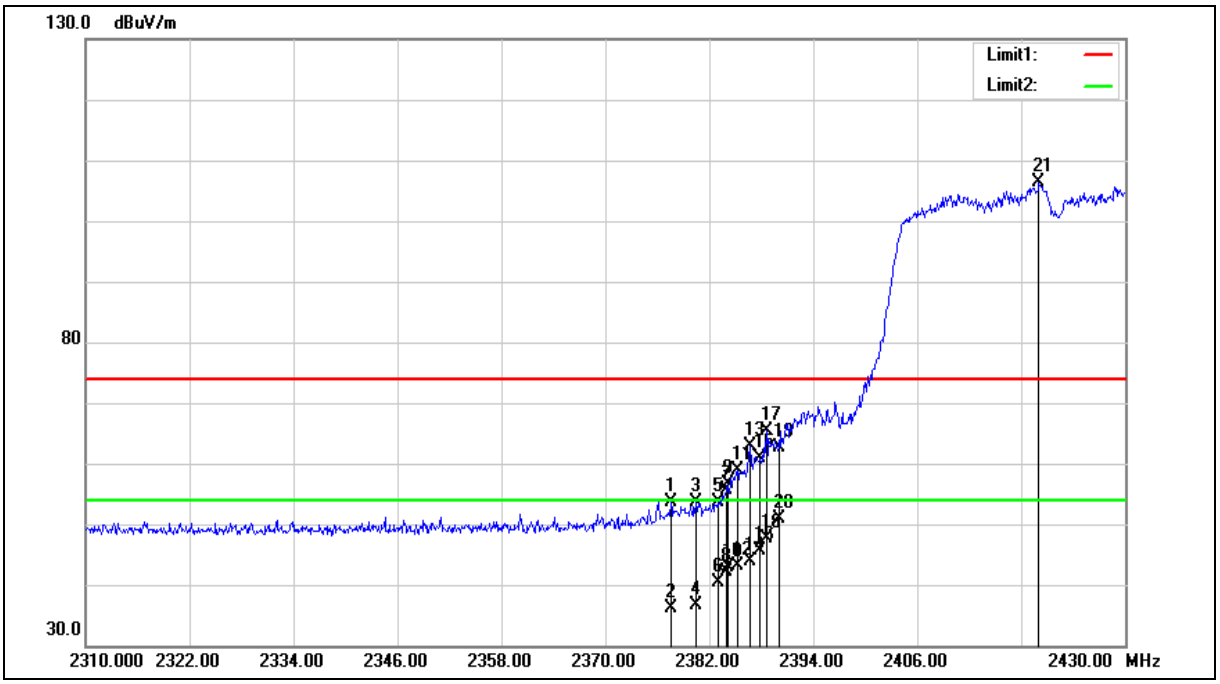

Standard:	FCC Part 15.247	Test Distance:	3 m
Test item:	Band edge		
Frequency:	2422 MHz		
Mode:	Mode 7		
Ant.Polar.:	Horizontal		

No.	Frequency (MHz)	Reading (dBuV)	Correct Factor (dB/m)	Result (dBuV/m)	Limit (dBuV/m)	Margin (dB)	Remark
1	2377.560	61.52	-7.77	53.75	74.00	-20.25	peak
2	2377.560	43.84	-7.77	36.07	54.00	-17.93	AVG
3	2380.440	61.29	-7.76	53.53	74.00	-20.47	peak
4	2380.440	44.35	-7.76	36.59	54.00	-17.41	AVG
5	2382.960	61.26	-7.75	53.51	74.00	-20.49	peak
6	2382.960	48.21	-7.75	40.46	54.00	-13.54	AVG
7	2384.040	63.36	-7.75	55.61	74.00	-18.39	peak
8	2384.040	49.83	-7.75	42.08	54.00	-11.92	AVG
9	2384.160	64.30	-7.75	56.55	74.00	-17.45	peak
10	2384.160	50.52	-7.75	42.77	54.00	-11.23	AVG
11	2385.240	66.53	-7.73	58.80	74.00	-15.20	peak
12	2385.240	50.98	-7.73	43.25	54.00	-10.75	AVG
13	2386.680	70.68	-7.73	62.95	74.00	-11.05	peak
14	2386.680	51.71	-7.73	43.98	54.00	-10.02	AVG
15	2387.880	68.57	-7.73	60.84	74.00	-13.16	peak
16	2387.880	53.42	-7.73	45.69	54.00	-8.31	AVG
17	2388.600	73.07	-7.72	65.35	74.00	-8.65	peak
18	2388.600	55.34	-7.72	47.62	54.00	-6.38	AVG
19	2390.000	70.46	-7.72	62.74	74.00	-11.26	peak
20	2390.000	58.68	-7.72	50.96	54.00	-3.04	AVG
21	2420.040	113.93	-7.60	106.33	--	--	peak

Note:1.Result (dBuV/m) = Correct Factor (dB/m) + Reading(dBuV).

2.Correction factor (dB/m) = Antenna Factor (dB/m) + Cable loss (dB) – Pre-Amplifier gain (dB).

3.When the peak results are less than average limit, so not need to evaluate the average.

Standard:	FCC Part 15.247	Test Distance:	3 m
Test item:	Band edge		
Frequency:	2422 MHz		
Mode:	Mode 7		
Ant.Polar.:	Vertical		

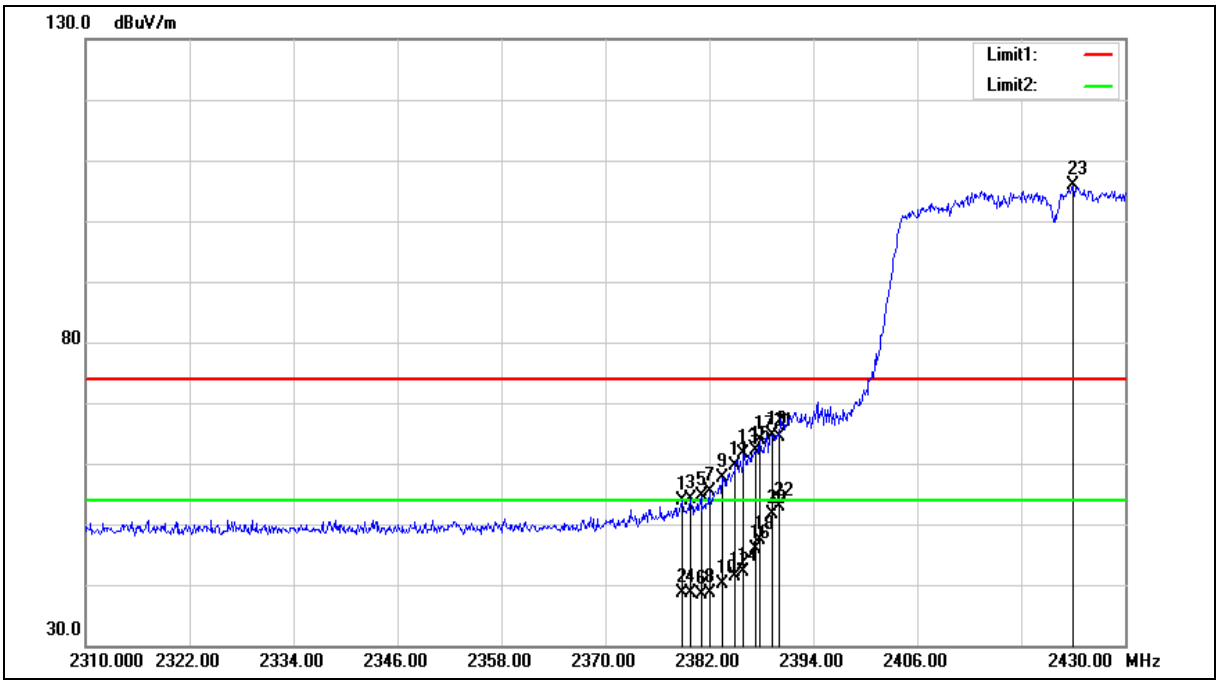

Standard:	FCC Part 15.247	Test Distance:	3 m
Test item:	Band edge		
Frequency:	2422 MHz		
Mode:	Mode 7		
Ant.Polar.:	Vertical		

No.	Frequency (MHz)	Reading (dBuV)	Correct Factor (dB/m)	Result (dBuV/m)	Limit (dBuV/m)	Margin (dB)	Remark
1	2378.880	61.73	-7.76	53.97	74.00	-20.03	peak
2	2378.880	46.43	-7.76	38.67	54.00	-15.33	AVG
3	2379.840	61.89	-7.76	54.13	74.00	-19.87	peak
4	2379.840	46.31	-7.76	38.55	54.00	-15.45	AVG
5	2381.040	62.33	-7.76	54.57	74.00	-19.43	peak
6	2381.040	46.07	-7.76	38.31	54.00	-15.69	AVG
7	2382.000	63.06	-7.75	55.31	74.00	-18.69	peak
8	2382.000	46.31	-7.75	38.56	54.00	-15.44	AVG
9	2383.440	65.47	-7.75	57.72	74.00	-16.28	peak
10	2383.440	47.90	-7.75	40.15	54.00	-13.85	AVG
11	2385.000	67.45	-7.74	59.71	74.00	-14.29	peak
12	2385.000	49.09	-7.74	41.35	54.00	-12.65	AVG
13	2385.960	69.39	-7.73	61.66	74.00	-12.34	peak
14	2385.960	49.76	-7.73	42.03	54.00	-11.97	AVG
15	2387.280	69.80	-7.73	62.07	74.00	-11.93	peak
16	2387.280	53.57	-7.73	45.84	54.00	-8.16	AVG
17	2387.760	71.62	-7.73	63.89	74.00	-10.11	peak
18	2387.760	55.09	-7.73	47.36	54.00	-6.64	AVG
19	2389.200	72.40	-7.72	64.68	74.00	-9.32	peak
20	2389.200	59.47	-7.72	51.75	54.00	-2.25	AVG
21	2390.000	72.22	-7.72	64.50	74.00	-9.50	peak
22	2390.000	60.66	-7.72	52.94	54.00	-1.06	AVG
23	2424.000	113.45	-7.59	105.86	--	--	peak

Note:1.Result (dBuV/m) = Correct Factor (dB/m) + Reading(dBuV).

2.Correction factor (dB/m) = Antenna Factor (dB/m) + Cable loss (dB) – Pre-Amplifier gain (dB).

3.When the peak results are less than average limit, so not need to evaluate the average.

Standard:	FCC Part 15.407	Test Distance:	3 m
Test item:	Band edge		
Frequency:	2437 MHz		
Mode:	Mode 7		
Ant.Polar.:	Horizontal		

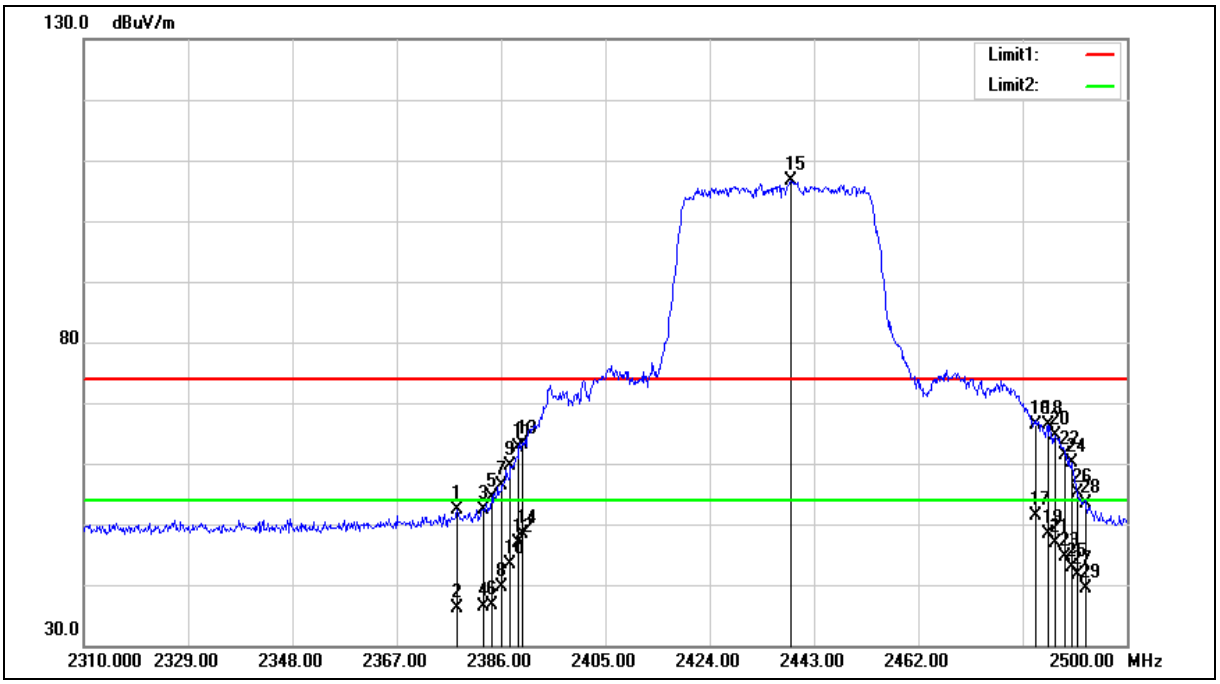

Standard:	FCC Part 15.407	Test Distance:	3 m
Test item:	Band edge		
Frequency:	2437 MHz		
Mode:	Mode 7		
Ant.Polar.:	Horizontal		

No.	Frequency (MHz)	Reading (dBuV)	Correct Factor (dB/m)	Result (dBuV/m)	Limit (dBuV/m)	Margin (dB)	Remark
1	2378.020	60.09	-7.77	52.32	74.00	-21.68	peak
2	2378.020	43.91	-7.77	36.14	54.00	-17.86	AVG
3	2382.770	60.23	-7.75	52.48	74.00	-21.52	peak
4	2382.770	44.10	-7.75	36.35	54.00	-17.65	AVG
5	2384.290	62.19	-7.75	54.44	74.00	-19.56	peak
6	2384.290	44.26	-7.75	36.51	54.00	-17.49	AVG
7	2386.190	64.08	-7.73	56.35	74.00	-17.65	peak
8	2386.190	47.41	-7.73	39.68	54.00	-14.32	AVG
9	2387.710	67.42	-7.73	59.69	74.00	-14.31	peak
10	2387.710	51.21	-7.73	43.48	54.00	-10.52	AVG
11	2389.230	70.25	-7.72	62.53	74.00	-11.47	peak
12	2389.230	54.63	-7.72	46.91	54.00	-7.09	AVG
13	2390.000	70.76	-7.72	63.04	74.00	-10.96	peak
14	2390.000	56.00	-7.72	48.28	54.00	-5.72	AVG
15	2438.820	114.17	-7.52	106.65	--	--	peak
16	2483.500	73.71	-7.34	66.37	74.00	-7.63	peak
17	2483.500	58.82	-7.34	51.48	54.00	-2.52	AVG
18	2485.560	73.81	-7.32	66.49	74.00	-7.51	peak
19	2485.560	55.63	-7.32	48.31	54.00	-5.69	AVG
20	2486.890	71.88	-7.32	64.56	74.00	-9.44	peak
21	2486.890	54.16	-7.32	46.84	54.00	-7.16	AVG
22	2488.790	68.68	-7.31	61.37	74.00	-12.63	peak
23	2488.790	52.04	-7.31	44.73	54.00	-9.27	AVG
24	2489.930	67.33	-7.31	60.02	74.00	-13.98	peak
25	2489.930	50.30	-7.31	42.99	54.00	-11.01	AVG
26	2491.070	62.51	-7.31	55.20	74.00	-18.80	peak
27	2491.070	48.89	-7.31	41.58	54.00	-12.42	AVG

Standard:	FCC Part 15.407	Test Distance:	3 m
Test item:	Band edge		
Frequency:	2437 MHz		
Mode:	Mode 7		
Ant.Polar.:	Horizontal		

No.	Frequency (MHz)	Reading (dBuV)	Correct Factor (dB/m)	Result (dBuV/m)	Limit (dBuV/m)	Margin (dB)	Remark
28	2492.590	60.68	-7.30	53.38	74.00	-20.62	peak
29	2492.590	46.66	-7.30	39.36	54.00	-14.64	AVG

Note:1.Result (dBuV/m) = Correct Factor (dB/m) + Reading(dBuV).

2.Correction factor (dB/m) = Antenna Factor (dB/m) + Cable loss (dB) – Pre-Amplifier gain (dB).

3.When the peak results are less than average limit, so not need to evaluate the average.

Standard:	FCC Part 15.247	Test Distance:	3 m
Test item:	Band edge		
Frequency:	2437 MHz		
Mode:	Mode 7		
Ant.Polar.:	Vertical		

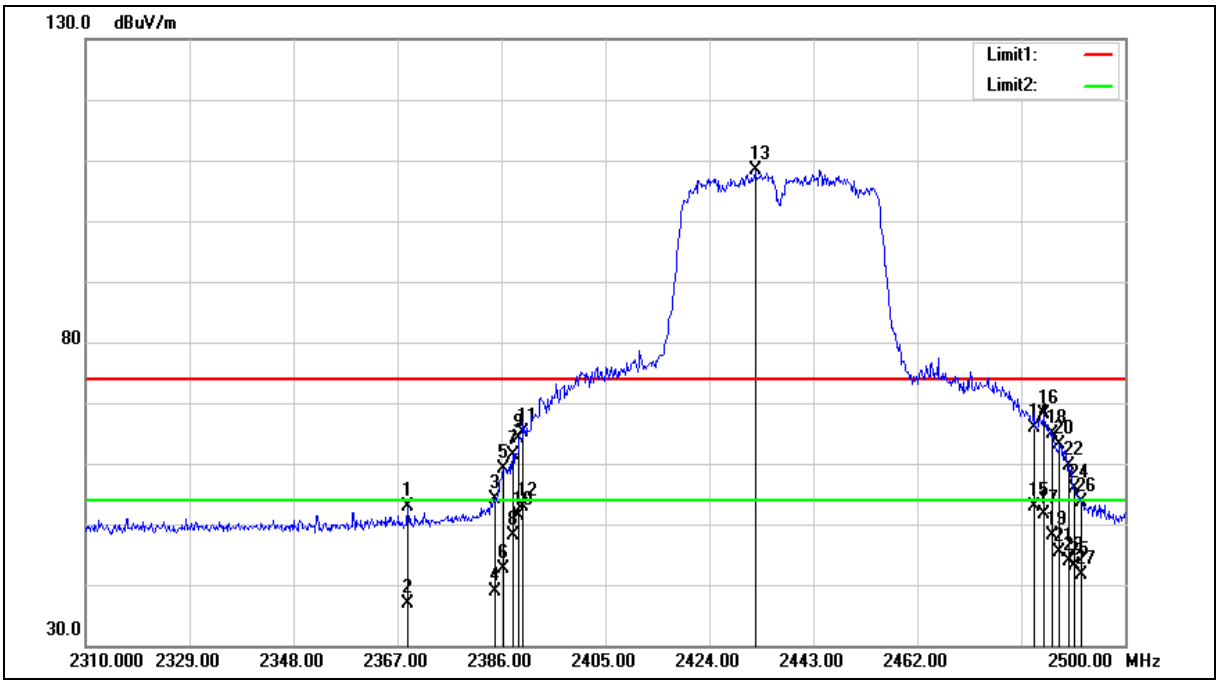

Standard:	FCC Part 15.247	Test Distance:	3 m
Test item:	Band edge		
Frequency:	2437 MHz		
Mode:	Mode 7		
Ant.Polar.:	Vertical		

No.	Frequency (MHz)	Reading (dBuV)	Correct Factor (dB/m)	Result (dBuV/m)	Limit (dBuV/m)	Margin (dB)	Remark
1	2368.900	60.63	-7.80	52.83	74.00	-21.17	peak
2	2368.900	44.80	-7.80	37.00	54.00	-17.00	AVG
3	2384.860	61.99	-7.75	54.24	74.00	-19.76	peak
4	2384.860	46.68	-7.75	38.93	54.00	-15.07	AVG
5	2386.380	66.89	-7.73	59.16	74.00	-14.84	peak
6	2386.380	50.45	-7.73	42.72	54.00	-11.28	AVG
7	2388.090	69.15	-7.73	61.42	74.00	-12.58	peak
8	2388.090	55.87	-7.73	48.14	54.00	-5.86	AVG
9	2389.230	71.85	-7.72	64.13	74.00	-9.87	peak
10	2389.230	59.03	-7.72	51.31	54.00	-2.69	AVG
11	2390.000	72.76	-7.72	65.04	74.00	-8.96	peak
12	2390.000	60.51	-7.72	52.79	54.00	-1.21	AVG
13	2432.360	115.93	-7.54	108.39	--	--	peak
14	2483.500	73.30	-7.34	65.96	74.00	-8.04	peak
15	2483.500	60.28	-7.34	52.94	54.00	-1.06	AVG
16	2485.180	75.47	-7.33	68.14	74.00	-5.86	peak
17	2485.180	59.00	-7.33	51.67	54.00	-2.33	AVG
18	2486.700	72.19	-7.32	64.87	74.00	-9.13	peak
19	2486.700	55.53	-7.32	48.21	54.00	-5.79	AVG
20	2488.030	70.36	-7.32	63.04	74.00	-10.96	peak
21	2488.030	52.65	-7.32	45.33	54.00	-8.67	AVG
22	2489.740	66.90	-7.31	59.59	74.00	-14.41	peak
23	2489.740	51.09	-7.31	43.78	54.00	-10.22	AVG
24	2490.690	63.27	-7.31	55.96	74.00	-18.04	peak
25	2490.690	50.37	-7.31	43.06	54.00	-10.94	AVG

Standard:	FCC Part 15.247	Test Distance:	3 m
Test item:	Band edge		
Frequency:	2437 MHz		
Mode:	Mode 7		
Ant.Polar.:	Vertical		

No.	Frequency (MHz)	Reading (dBuV)	Correct Factor (dB/m)	Result (dBuV/m)	Limit (dBuV/m)	Margin (dB)	Remark
26	2492.020	60.89	-7.30	53.59	74.00	-20.41	peak
27	2492.020	48.87	-7.30	41.57	54.00	-12.43	AVG

Note:1.Result (dBuV/m) = Correct Factor (dB/m) + Reading(dBuV).

2.Correction factor (dB/m) = Antenna Factor (dB/m) + Cable loss (dB) – Pre-Amplifier gain (dB).

3.When the peak results are less than average limit, so not need to evaluate the average.

Standard:	FCC Part 15.407	Test Distance:	3 m
Test item:	Band edge		
Frequency:	2452 MHz		
Mode:	Mode 7		
Ant.Polar.:	Horizontal		

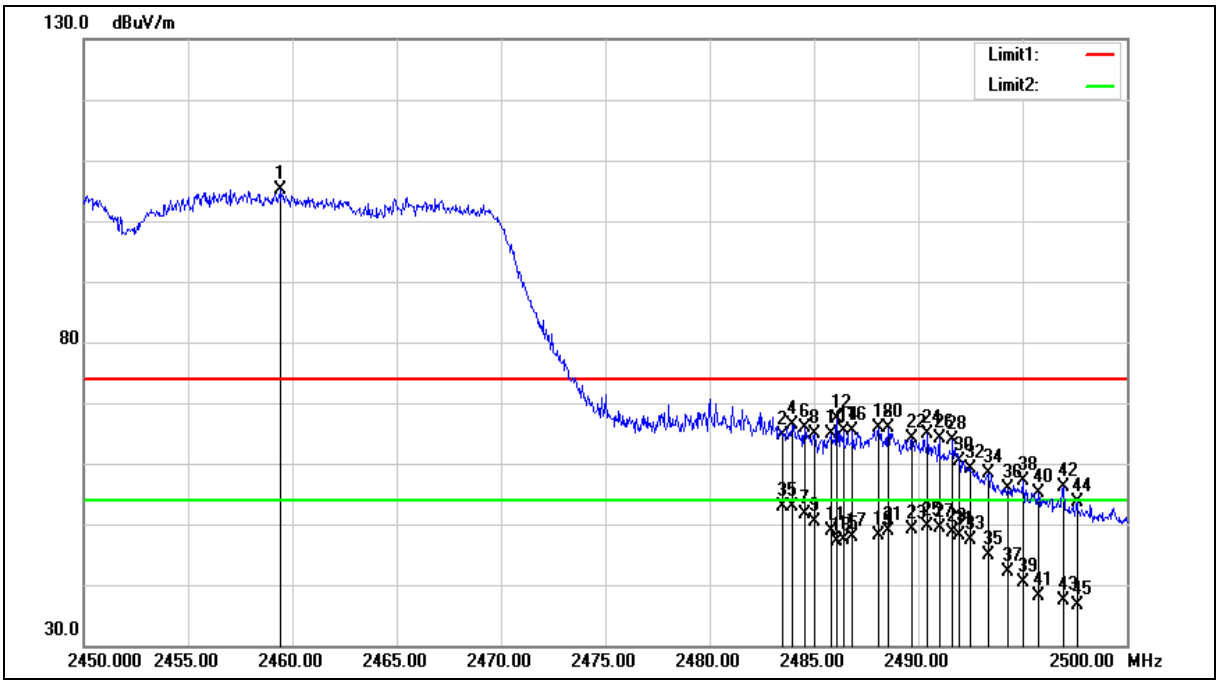

Standard:	FCC Part 15.407	Test Distance:	3 m
Test item:	Band edge		
Frequency:	2452 MHz		
Mode:	Mode 7		
Ant.Polar.:	Horizontal		

No.	Frequency (MHz)	Reading (dBuV)	Correct Factor (dB/m)	Result (dBuV/m)	Limit (dBuV/m)	Margin (dB)	Remark
1	2459.450	112.57	-7.43	105.14	--	--	peak
2	2483.500	71.97	-7.34	64.63	74.00	-9.37	peak
3	2483.500	60.33	-7.34	52.99	54.00	-1.01	AVG
4	2483.950	73.62	-7.34	66.28	74.00	-7.72	peak
5	2483.950	60.17	-7.34	52.83	54.00	-1.17	AVG
6	2484.550	73.12	-7.34	65.78	74.00	-8.22	peak
7	2484.550	58.97	-7.34	51.63	54.00	-2.37	AVG
8	2485.000	72.31	-7.34	64.97	74.00	-9.03	peak
9	2485.000	57.84	-7.34	50.50	54.00	-3.50	AVG
10	2485.850	72.18	-7.32	64.86	74.00	-9.14	peak
11	2485.850	56.08	-7.32	48.76	54.00	-5.24	AVG
12	2486.100	74.58	-7.32	67.26	74.00	-6.74	peak
13	2486.100	54.43	-7.32	47.11	54.00	-6.89	AVG
14	2486.400	72.60	-7.32	65.28	74.00	-8.72	peak
15	2486.400	54.82	-7.32	47.50	54.00	-6.50	AVG
16	2486.850	72.81	-7.32	65.49	74.00	-8.51	peak
17	2486.850	55.26	-7.32	47.94	54.00	-6.06	AVG
18	2488.100	73.29	-7.32	65.97	74.00	-8.03	peak
19	2488.100	55.56	-7.32	48.24	54.00	-5.76	AVG
20	2488.550	73.08	-7.31	65.77	74.00	-8.23	peak
21	2488.550	56.14	-7.31	48.83	54.00	-5.17	AVG
22	2489.700	71.39	-7.31	64.08	74.00	-9.92	peak
23	2489.700	56.42	-7.31	49.11	54.00	-4.89	AVG
24	2490.450	72.13	-7.31	64.82	74.00	-9.18	peak
25	2490.450	56.92	-7.31	49.61	54.00	-4.39	AVG
26	2491.000	71.52	-7.31	64.21	74.00	-9.79	peak
27	2491.000	56.57	-7.31	49.26	54.00	-4.74	AVG

Standard:	FCC Part 15.407	Test Distance:	3 m
Test item:	Band edge		
Frequency:	2452 MHz		
Mode:	Mode 7		
Ant.Polar.:	Horizontal		

No.	Frequency (MHz)	Reading (dBuV)	Correct Factor (dB/m)	Result (dBuV/m)	Limit (dBuV/m)	Margin (dB)	Remark
28	2491.650	71.24	-7.31	63.93	74.00	-10.07	peak
29	2491.650	55.84	-7.31	48.53	54.00	-5.47	AVG
30	2491.950	67.76	-7.30	60.46	74.00	-13.54	peak
31	2491.950	55.33	-7.30	48.03	54.00	-5.97	AVG
32	2492.500	66.40	-7.30	59.10	74.00	-14.90	peak
33	2492.500	54.70	-7.30	47.40	54.00	-6.60	AVG
34	2493.350	65.67	-7.29	58.38	74.00	-15.62	peak
35	2493.350	52.26	-7.29	44.97	54.00	-9.03	AVG
36	2494.300	63.28	-7.29	55.99	74.00	-18.01	peak
37	2494.300	49.33	-7.29	42.04	54.00	-11.96	AVG
38	2495.050	64.48	-7.28	57.20	74.00	-16.80	peak
39	2495.050	47.63	-7.28	40.35	54.00	-13.65	AVG
40	2495.750	62.44	-7.28	55.16	74.00	-18.84	peak
41	2495.750	45.35	-7.28	38.07	54.00	-15.93	AVG
42	2496.950	63.29	-7.28	56.01	74.00	-17.99	peak
43	2496.950	44.56	-7.28	37.28	54.00	-16.72	AVG
44	2497.600	61.01	-7.28	53.73	74.00	-20.27	peak
45	2497.600	43.89	-7.28	36.61	54.00	-17.39	AVG

Note:1.Result (dBuV/m) = Correct Factor (dB/m) + Reading(dBuV).

2.Correction factor (dB/m) = Antenna Factor (dB/m) + Cable loss (dB) – Pre-Amplifier gain (dB).

3.When the peak results are less than average limit, so not need to evaluate the average.

Standard:	FCC Part 15.407	Test Distance:	3 m
Test item:	Band edge		
Frequency:	2452 MHz		
Mode:	Mode 7		
Ant.Polar.:	Vertical		

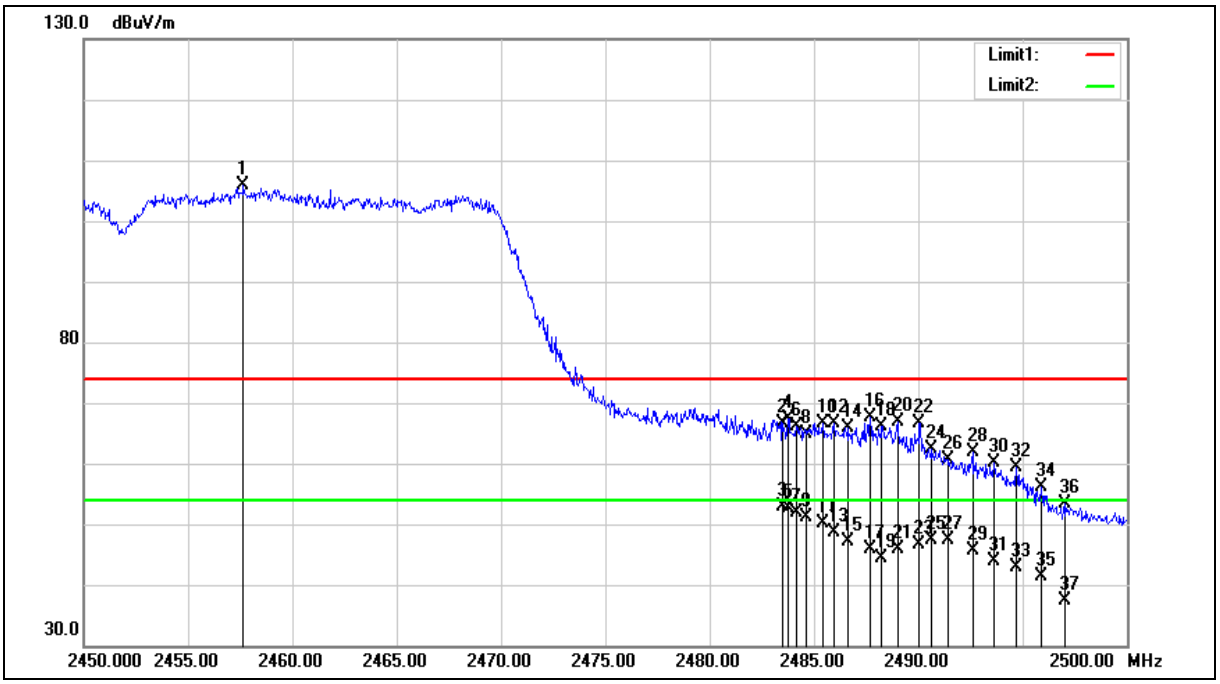

Standard:	FCC Part 15.407	Test Distance:	3 m
Test item:	Band edge		
Frequency:	2452 MHz		
Mode:	Mode 7		
Ant.Polar.:	Vertical		

No.	Frequency (MHz)	Reading (dBuV)	Correct Factor (dB/m)	Result (dBuV/m)	Limit (dBuV/m)	Margin (dB)	Remark
1	2457.650	113.31	-7.44	105.87	--	--	peak
2	2483.500	73.89	-7.34	66.55	74.00	-7.45	peak
3	2483.500	60.14	-7.34	52.80	54.00	-1.20	AVG
4	2483.750	74.71	-7.34	67.37	74.00	-6.63	peak
5	2483.750	59.99	-7.34	52.65	54.00	-1.35	AVG
6	2484.150	73.50	-7.34	66.16	74.00	-7.84	peak
7	2484.150	59.30	-7.34	51.96	54.00	-2.04	AVG
8	2484.650	72.29	-7.34	64.95	74.00	-9.05	peak
9	2484.650	58.37	-7.34	51.03	54.00	-2.97	AVG
10	2485.400	74.06	-7.32	66.74	74.00	-7.26	peak
11	2485.400	57.53	-7.32	50.21	54.00	-3.79	AVG
12	2485.950	73.84	-7.32	66.52	74.00	-7.48	peak
13	2485.950	56.01	-7.32	48.69	54.00	-5.31	AVG
14	2486.600	73.25	-7.32	65.93	74.00	-8.07	peak
15	2486.600	54.53	-7.32	47.21	54.00	-6.79	AVG
16	2487.700	74.84	-7.32	67.52	74.00	-6.48	peak
17	2487.700	53.20	-7.32	45.88	54.00	-8.12	AVG
18	2488.250	73.57	-7.32	66.25	74.00	-7.75	peak
19	2488.250	51.64	-7.32	44.32	54.00	-9.68	AVG
20	2489.000	74.22	-7.31	66.91	74.00	-7.09	peak
21	2489.000	53.08	-7.31	45.77	54.00	-8.23	AVG
22	2490.050	73.90	-7.31	66.59	74.00	-7.41	peak
23	2490.050	53.82	-7.31	46.51	54.00	-7.49	AVG
24	2490.650	69.66	-7.31	62.35	74.00	-11.65	peak
25	2490.650	54.58	-7.31	47.27	54.00	-6.73	AVG
26	2491.400	67.86	-7.31	60.55	74.00	-13.45	peak
27	2491.400	54.71	-7.31	47.40	54.00	-6.60	AVG

Standard:	FCC Part 15.407	Test Distance:	3 m
Test item:	Band edge		
Frequency:	2452 MHz		
Mode:	Mode 7		
Ant.Polar.:	Vertical		

No.	Frequency (MHz)	Reading (dBuV)	Correct Factor (dB/m)	Result (dBuV/m)	Limit (dBuV/m)	Margin (dB)	Remark
28	2492.600	69.07	-7.30	61.77	74.00	-12.23	peak
29	2492.600	53.03	-7.30	45.73	54.00	-8.27	AVG
30	2493.600	67.49	-7.29	60.20	74.00	-13.80	peak
31	2493.600	51.15	-7.29	43.86	54.00	-10.14	AVG
32	2494.700	66.67	-7.29	59.38	74.00	-14.62	peak
33	2494.700	50.23	-7.29	42.94	54.00	-11.06	AVG
34	2495.900	63.40	-7.28	56.12	74.00	-17.88	peak
35	2495.900	48.70	-7.28	41.42	54.00	-12.58	AVG
36	2497.000	60.69	-7.28	53.41	74.00	-20.59	peak
37	2497.000	44.60	-7.28	37.32	54.00	-16.68	AVG

Note:1.Result (dBuV/m) = Correct Factor (dB/m) + Reading(dBuV).

2.Correction factor (dB/m) = Antenna Factor (dB/m) + Cable loss (dB) – Pre-Amplifier gain (dB).

3.When the peak results are less than average limit, so not need to evaluate the average.

Standard:	FCC Part 15.247	Test Distance:	3 m
Test item:	Band edge		
Frequency:	2412 MHz		
Mode:	Mode 8		
Ant.Polar.:	Horizontal		

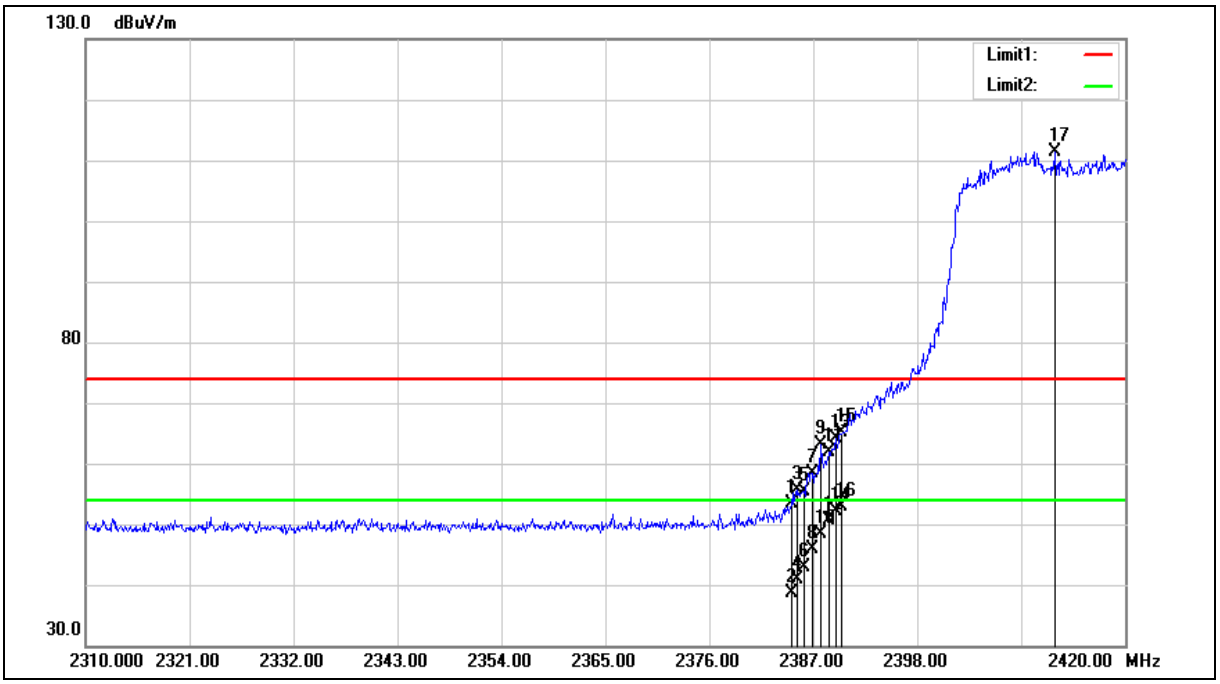

Standard:	FCC Part 15.247	Test Distance:	3 m
Test item:	Band edge		
Frequency:	2412 MHz		
Mode:	Mode 8		
Ant.Polar.:	Horizontal		

No.	Frequency (MHz)	Reading (dBuV)	Correct Factor (dB/m)	Result (dBuV/m)	Limit (dBuV/m)	Margin (dB)	Remark
1	2384.690	61.04	-7.75	53.29	74.00	-20.71	peak
2	2384.690	46.44	-7.75	38.69	54.00	-15.31	AVG
3	2385.350	63.26	-7.73	55.53	74.00	-18.47	peak
4	2385.350	48.50	-7.73	40.77	54.00	-13.23	AVG
5	2386.010	63.09	-7.73	55.36	74.00	-18.64	peak
6	2386.010	50.56	-7.73	42.83	54.00	-11.17	AVG
7	2386.890	66.13	-7.73	58.40	74.00	-15.60	peak
8	2386.890	53.49	-7.73	45.76	54.00	-8.24	AVG
9	2387.770	70.75	-7.73	63.02	74.00	-10.98	peak
10	2387.770	56.22	-7.73	48.49	54.00	-5.51	AVG
11	2388.650	69.48	-7.72	61.76	74.00	-12.24	peak
12	2388.650	58.46	-7.72	50.74	54.00	-3.26	AVG
13	2389.420	71.81	-7.72	64.09	74.00	-9.91	peak
14	2389.420	59.96	-7.72	52.24	54.00	-1.76	AVG
15	2390.000	72.86	-7.72	65.14	74.00	-8.86	peak
16	2390.000	60.55	-7.72	52.83	54.00	-1.17	AVG
17	2412.520	118.96	-7.62	111.34	--	--	peak

Note:1.Result (dBuV/m) = Correct Factor (dB/m) + Reading(dBuV).

2.Correction factor (dB/m) = Antenna Factor (dB/m) + Cable loss (dB) – Pre-Amplifier gain (dB).

3.When the peak results are less than average limit, so not need to evaluate the average.

Standard:	FCC Part 15.247	Test Distance:	3 m
Test item:	Band edge		
Frequency:	2412 MHz		
Mode:	Mode 8		
Ant.Polar.:	Vertical		

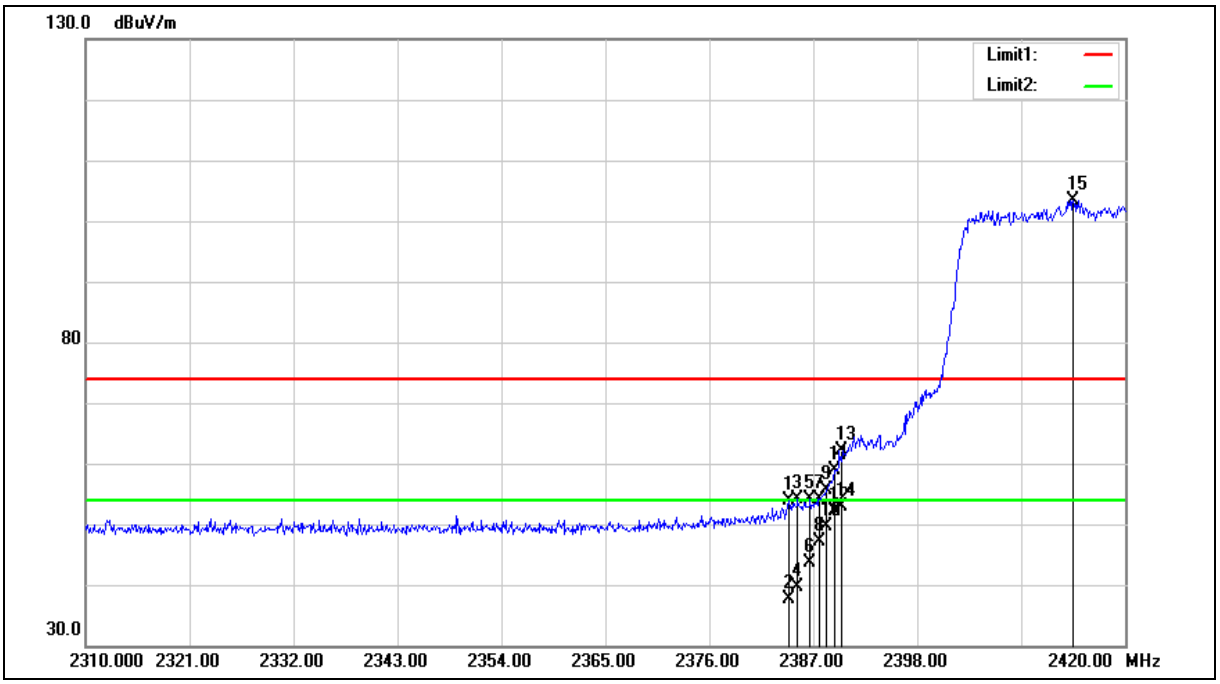

Standard:	FCC Part 15.247	Test Distance:	3 m
Test item:	Band edge		
Frequency:	2412 MHz		
Mode:	Mode 8		
Ant.Polar.:	Vertical		

No.	Frequency (MHz)	Reading (dBuV)	Correct Factor (dB/m)	Result (dBuV/m)	Limit (dBuV/m)	Margin (dB)	Remark
1	2384.360	61.60	-7.75	53.85	74.00	-20.15	peak
2	2384.360	45.26	-7.75	37.51	54.00	-16.49	AVG
3	2385.350	61.79	-7.73	54.06	74.00	-19.94	peak
4	2385.350	47.25	-7.73	39.52	54.00	-14.48	AVG
5	2386.670	61.80	-7.73	54.07	74.00	-19.93	peak
6	2386.670	51.44	-7.73	43.71	54.00	-10.29	AVG
7	2387.660	61.76	-7.73	54.03	74.00	-19.97	peak
8	2387.660	54.90	-7.73	47.17	54.00	-6.83	AVG
9	2388.430	63.27	-7.72	55.55	74.00	-18.45	peak
10	2388.430	57.24	-7.72	49.52	54.00	-4.48	AVG
11	2389.310	66.65	-7.72	58.93	74.00	-15.07	peak
12	2389.310	59.77	-7.72	52.05	54.00	-1.95	AVG
13	2390.000	69.76	-7.72	62.04	74.00	-11.96	peak
14	2390.000	60.64	-7.72	52.92	54.00	-1.08	AVG
15	2414.500	110.97	-7.62	103.35	--	--	peak

Note:1.Result (dBuV/m) = Correct Factor (dB/m) + Reading(dBuV).

2.Correction factor (dB/m) = Antenna Factor (dB/m) + Cable loss (dB) – Pre-Amplifier gain (dB).

3.When the peak results are less than average limit, so not need to evaluate the average.

Standard:	FCC Part 15.247	Test Distance:	3 m
Test item:	Band edge		
Frequency:	2437 MHz		
Mode:	Mode 8		
Ant.Polar.:	Horizontal		

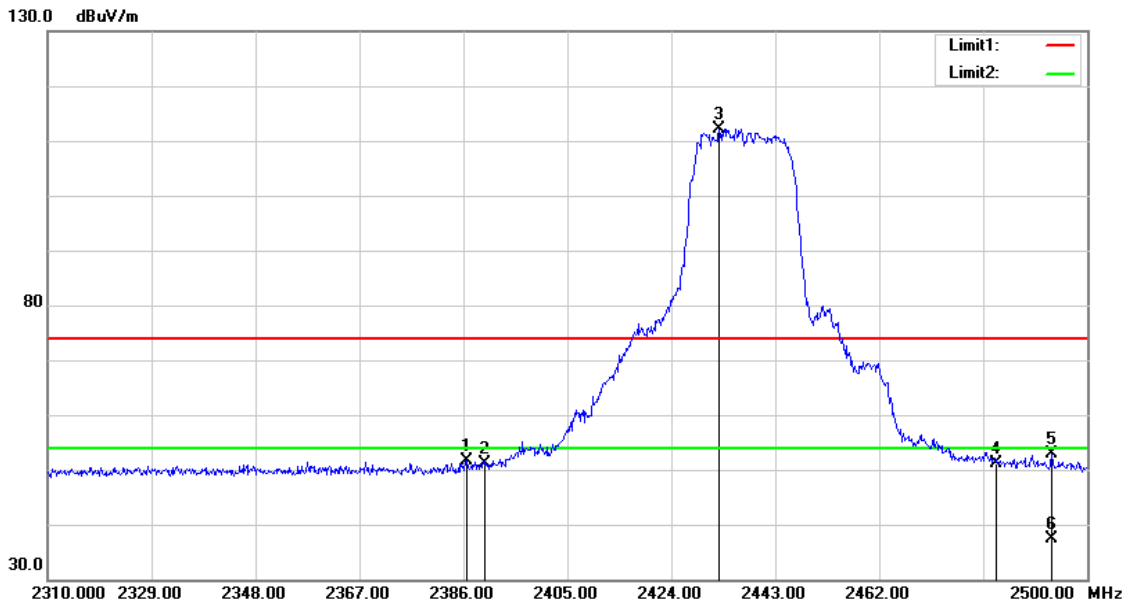

No.	Frequency (MHz)	Reading (dBuV)	Correct Factor (dB/m)	Result (dBuV/m)	Limit (dBuV/m)	Margin (dB)	Remark
1	2386.570	59.36	-7.73	51.63	74.00	-22.37	peak
2	2390.000	58.96	-7.72	51.24	74.00	-22.76	peak
3	2432.740	119.70	-7.54	112.16	--	--	peak
4	2483.500	58.42	-7.34	51.08	74.00	-22.92	peak
5	2493.540	60.18	-7.29	52.89	74.00	-21.11	peak
6	2493.540	44.56	-7.29	37.27	54.00	-16.73	AVG

Note:1.Result (dBuV/m) = Correct Factor (dB/m) + Reading(dBuV).

2.Correction factor (dB/m) = Antenna Factor (dB/m) + Cable loss (dB) – Pre-Amplifier gain (dB).

3.When the peak results are less than average limit, so not need to evaluate the average.

Standard:	FCC Part 15.247	Test Distance:	3 m
Test item:	Band edge		
Frequency:	2437 MHz		
Mode:	Mode 8		
Ant.Polar.:	Vertical		

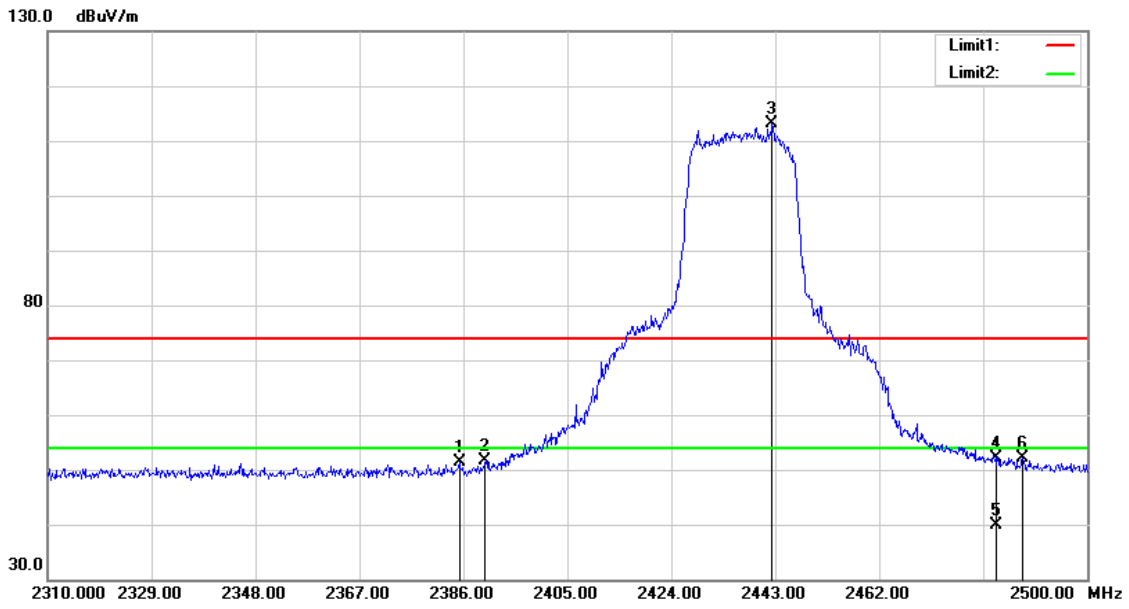

No.	Frequency (MHz)	Reading (dBuV)	Correct Factor (dB/m)	Result (dBuV/m)	Limit (dBuV/m)	Margin (dB)	Remark
1	2385.240	59.05	-7.73	51.32	74.00	-22.68	peak
2	2390.000	59.26	-7.72	51.54	74.00	-22.46	peak
3	2442.430	120.57	-7.50	113.07	--	--	peak
4	2483.500	59.41	-7.34	52.07	74.00	-21.93	peak
5	2483.500	47.24	-7.34	39.90	54.00	-14.10	AVG
6	2488.220	59.31	-7.32	51.99	74.00	-22.01	peak

Note:1.Result (dBuV/m) = Correct Factor (dB/m) + Reading(dBuV).

2.Correction factor (dB/m) = Antenna Factor (dB/m) + Cable loss (dB) – Pre-Amplifier gain (dB).

3.When the peak results are less than average limit, so not need to evaluate the average.

Standard:	FCC Part 15.407	Test Distance:	3 m
Test item:	Band edge		
Frequency:	2462 MHz		
Mode:	Mode 8		
Ant.Polar.:	Horizontal		

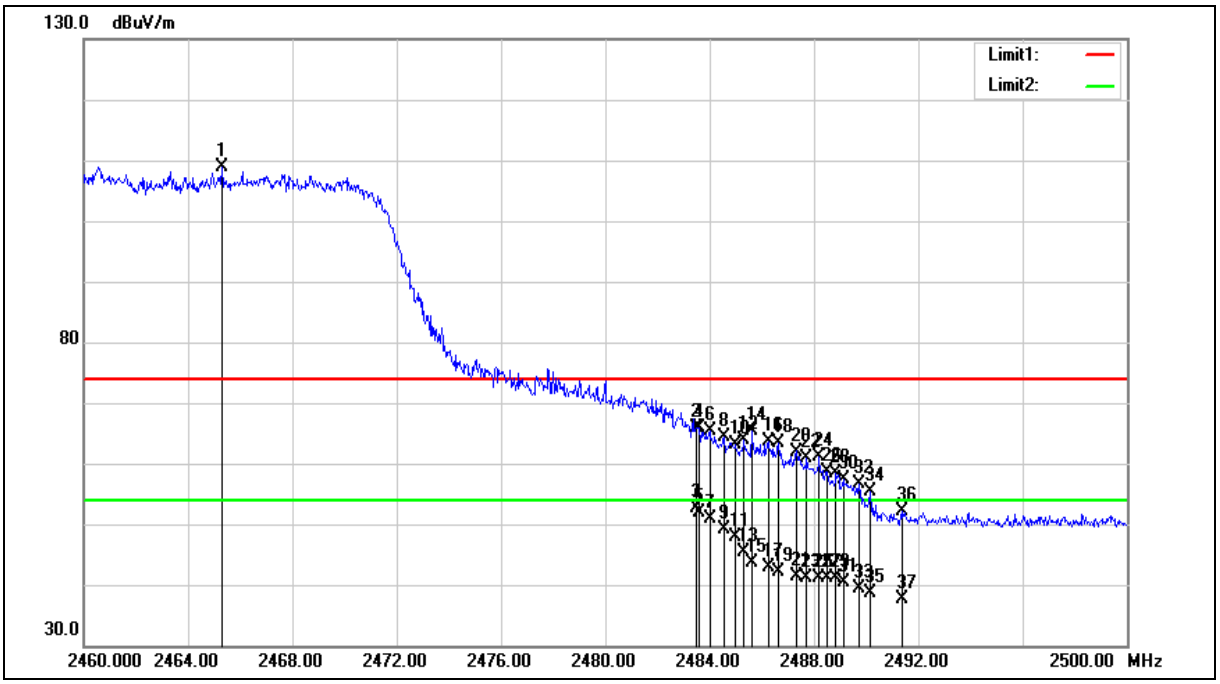

Standard:	FCC Part 15.407	Test Distance:	3 m
Test item:	Band edge		
Frequency:	2462 MHz		
Mode:	Mode 8		
Ant.Polar.:	Horizontal		

No.	Frequency (MHz)	Reading (dBuV)	Correct Factor (dB/m)	Result (dBuV/m)	Limit (dBuV/m)	Margin (dB)	Remark
1	2465.280	116.29	-7.41	108.88	--	--	peak
2	2483.500	73.12	-7.34	65.78	74.00	-8.22	peak
3	2483.500	60.07	-7.34	52.73	54.00	-1.27	AVG
4	2483.600	73.20	-7.34	65.86	74.00	-8.14	peak
5	2483.600	59.26	-7.34	51.92	54.00	-2.08	AVG
6	2484.000	72.70	-7.34	65.36	74.00	-8.64	peak
7	2484.000	58.12	-7.34	50.78	54.00	-3.22	AVG
8	2484.560	71.78	-7.34	64.44	74.00	-9.56	peak
9	2484.560	56.41	-7.34	49.07	54.00	-4.93	AVG
10	2485.000	70.52	-7.34	63.18	74.00	-10.82	peak
11	2485.000	55.11	-7.34	47.77	54.00	-6.23	AVG
12	2485.320	71.24	-7.32	63.92	74.00	-10.08	peak
13	2485.320	52.75	-7.32	45.43	54.00	-8.57	AVG
14	2485.600	72.77	-7.32	65.45	74.00	-8.55	peak
15	2485.600	51.07	-7.32	43.75	54.00	-10.25	AVG
16	2486.240	70.95	-7.32	63.63	74.00	-10.37	peak
17	2486.240	50.20	-7.32	42.88	54.00	-11.12	AVG
18	2486.640	70.77	-7.32	63.45	74.00	-10.55	peak
19	2486.640	49.33	-7.32	42.01	54.00	-11.99	AVG
20	2487.320	69.32	-7.32	62.00	74.00	-12.00	peak
21	2487.320	48.62	-7.32	41.30	54.00	-12.70	AVG
22	2487.720	68.28	-7.32	60.96	74.00	-13.04	peak
23	2487.720	48.57	-7.32	41.25	54.00	-12.75	AVG
24	2488.200	68.44	-7.32	61.12	74.00	-12.88	peak
25	2488.200	48.52	-7.32	41.20	54.00	-12.80	AVG
26	2488.520	65.92	-7.31	58.61	74.00	-15.39	peak
27	2488.520	48.43	-7.31	41.12	54.00	-12.88	AVG

Standard:	FCC Part 15.407	Test Distance:	3 m
Test item:	Band edge		
Frequency:	2462 MHz		
Mode:	Mode 8		
Ant.Polar.:	Horizontal		

No.	Frequency (MHz)	Reading (dBuV)	Correct Factor (dB/m)	Result (dBuV/m)	Limit (dBuV/m)	Margin (dB)	Remark
28	2488.840	65.79	-7.31	58.48	74.00	-15.52	peak
29	2488.840	48.39	-7.31	41.08	54.00	-12.92	AVG
30	2489.120	64.61	-7.31	57.30	74.00	-16.70	peak
31	2489.120	47.58	-7.31	40.27	54.00	-13.73	AVG
32	2489.720	63.84	-7.31	56.53	74.00	-17.47	peak
33	2489.720	46.66	-7.31	39.35	54.00	-14.65	AVG
34	2490.160	62.60	-7.31	55.29	74.00	-18.71	peak
35	2490.160	45.95	-7.31	38.64	54.00	-15.36	AVG
36	2491.360	59.56	-7.31	52.25	74.00	-21.75	peak
37	2491.360	44.98	-7.31	37.67	54.00	-16.33	AVG

Note:1.Result (dBuV/m) = Correct Factor (dB/m) + Reading(dBuV).

2.Correction factor (dB/m) = Antenna Factor (dB/m) + Cable loss (dB) – Pre-Amplifier gain (dB).

3.When the peak results are less than average limit, so not need to evaluate the average.

Standard:	FCC Part 15.407	Test Distance:	3 m
Test item:	Band edge		
Frequency:	2462 MHz		
Mode:	Mode 8		
Ant.Polar.:	Vertical		

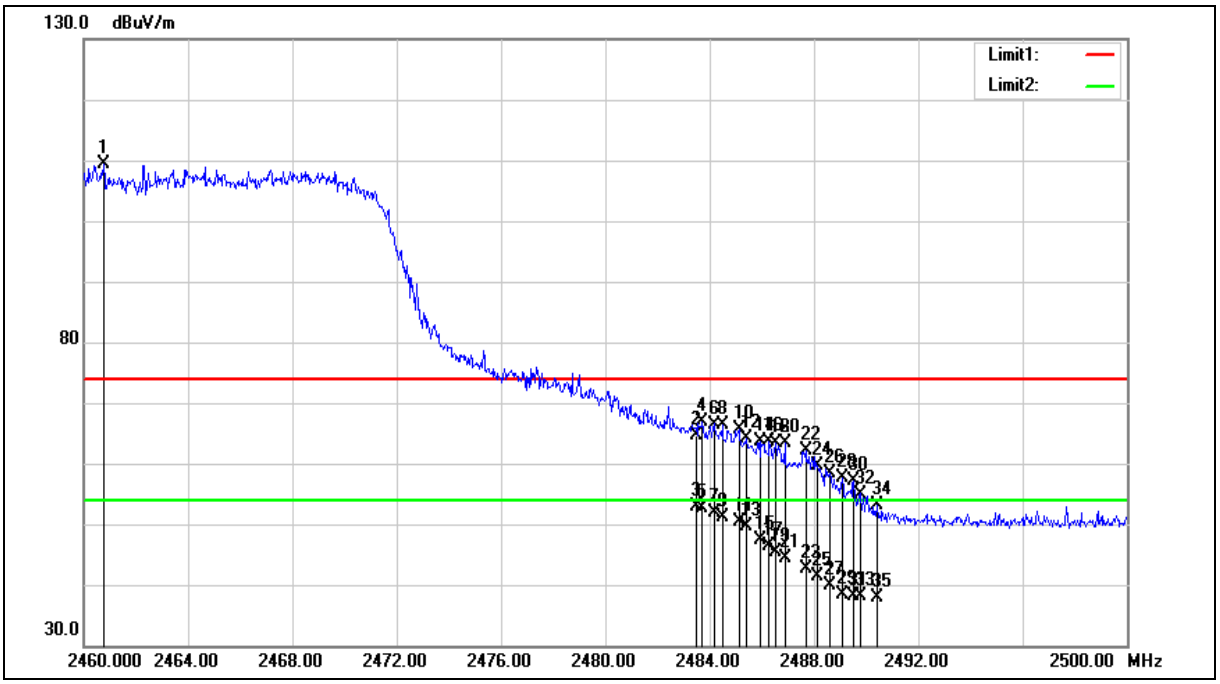

Standard:	FCC Part 15.407	Test Distance:	3 m
Test item:	Band edge		
Frequency:	2462 MHz		
Mode:	Mode 8		
Ant.Polar.:	Vertical		

No.	Frequency (MHz)	Reading (dBuV)	Correct Factor (dB/m)	Result (dBuV/m)	Limit (dBuV/m)	Margin (dB)	Remark
1	2460.760	116.75	-7.43	109.32	--	--	peak
2	2483.500	71.93	-7.34	64.59	74.00	-9.41	peak
3	2483.500	60.33	-7.34	52.99	54.00	-1.01	AVG
4	2483.720	74.20	-7.34	66.86	74.00	-7.14	peak
5	2483.720	59.89	-7.34	52.55	54.00	-1.45	AVG
6	2484.160	73.84	-7.34	66.50	74.00	-7.50	peak
7	2484.160	59.30	-7.34	51.96	54.00	-2.04	AVG
8	2484.480	73.79	-7.34	66.45	74.00	-7.55	peak
9	2484.480	58.39	-7.34	51.05	54.00	-2.95	AVG
10	2485.120	72.96	-7.33	65.63	74.00	-8.37	peak
11	2485.120	57.77	-7.33	50.44	54.00	-3.56	AVG
12	2485.400	71.33	-7.32	64.01	74.00	-9.99	peak
13	2485.400	56.99	-7.32	49.67	54.00	-4.33	AVG
14	2485.960	70.99	-7.32	63.67	74.00	-10.33	peak
15	2485.960	54.67	-7.32	47.35	54.00	-6.65	AVG
16	2486.280	70.87	-7.32	63.55	74.00	-10.45	peak
17	2486.280	53.71	-7.32	46.39	54.00	-7.61	AVG
18	2486.520	70.61	-7.32	63.29	74.00	-10.71	peak
19	2486.520	52.82	-7.32	45.50	54.00	-8.50	AVG
20	2486.880	70.62	-7.32	63.30	74.00	-10.70	peak
21	2486.880	51.65	-7.32	44.33	54.00	-9.67	AVG
22	2487.680	69.40	-7.32	62.08	74.00	-11.92	peak
23	2487.680	49.99	-7.32	42.67	54.00	-11.33	AVG
24	2488.120	66.93	-7.32	59.61	74.00	-14.39	peak
25	2488.120	48.60	-7.32	41.28	54.00	-12.72	AVG
26	2488.600	65.80	-7.31	58.49	74.00	-15.51	peak
27	2488.600	47.19	-7.31	39.88	54.00	-14.12	AVG

Standard:	FCC Part 15.407	Test Distance:	3 m
Test item:	Band edge		
Frequency:	2462 MHz		
Mode:	Mode 8		
Ant.Polar.:	Vertical		

No.	Frequency (MHz)	Reading (dBuV)	Correct Factor (dB/m)	Result (dBuV/m)	Limit (dBuV/m)	Margin (dB)	Remark
28	2489.080	64.89	-7.31	57.58	74.00	-16.42	peak
29	2489.080	45.68	-7.31	38.37	54.00	-15.63	AVG
30	2489.520	64.36	-7.31	57.05	74.00	-16.95	peak
31	2489.520	45.56	-7.31	38.25	54.00	-15.75	AVG
32	2489.800	62.19	-7.31	54.88	74.00	-19.12	peak
33	2489.800	45.47	-7.31	38.16	54.00	-15.84	AVG
34	2490.400	60.54	-7.31	53.23	74.00	-20.77	peak
35	2490.400	45.31	-7.31	38.00	54.00	-16.00	AVG

Note:1.Result (dBuV/m) = Correct Factor (dB/m) + Reading(dBuV).

2.Correction factor (dB/m) = Antenna Factor (dB/m) + Cable loss (dB) – Pre-Amplifier gain (dB).

3.When the peak results are less than average limit, so not need to evaluate the average.

Standard:	FCC Part 15.247	Test Distance:	3 m
Test item:	Band edge		
Frequency:	2422 MHz		
Mode:	Mode 9		
Ant.Polar.:	Horizontal		

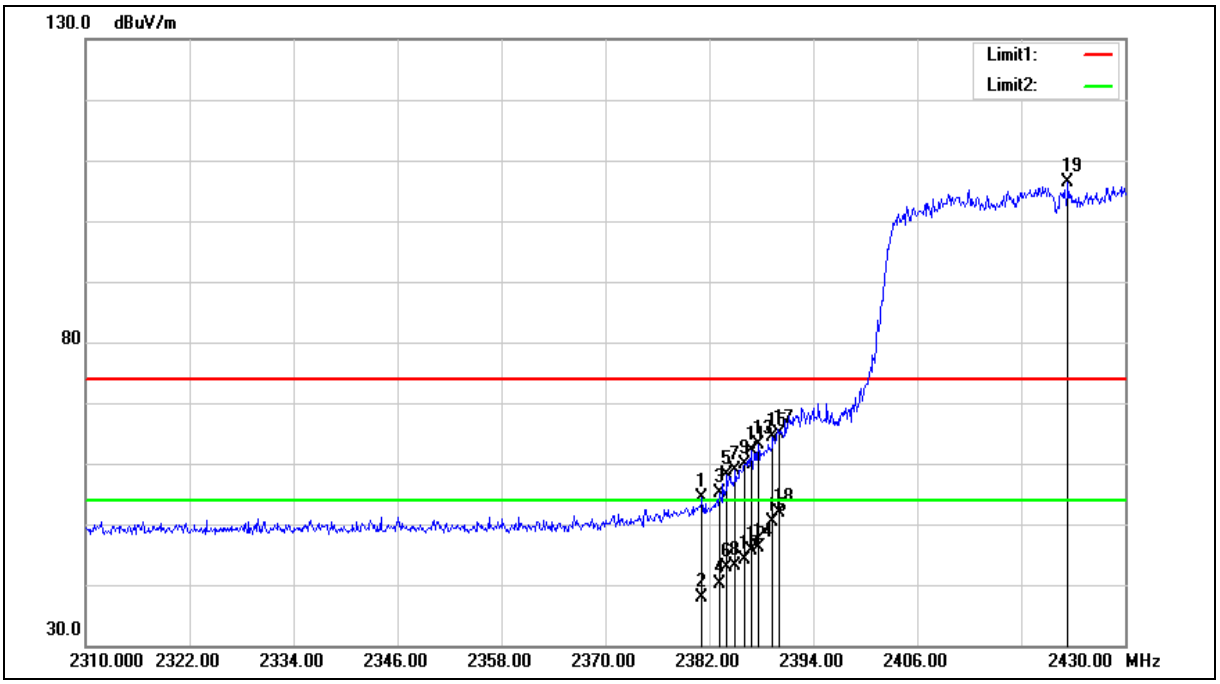

Standard:	FCC Part 15.247	Test Distance:	3 m
Test item:	Band edge		
Frequency:	2422 MHz		
Mode:	Mode 9		
Ant.Polar.:	Horizontal		

No.	Frequency (MHz)	Reading (dBuV)	Correct Factor (dB/m)	Result (dBuV/m)	Limit (dBuV/m)	Margin (dB)	Remark
1	2381.160	62.14	-7.76	54.38	74.00	-19.62	peak
2	2381.160	45.67	-7.76	37.91	54.00	-16.09	AVG
3	2383.200	62.99	-7.75	55.24	74.00	-18.76	peak
4	2383.200	48.00	-7.75	40.25	54.00	-13.75	AVG
5	2384.040	65.76	-7.75	58.01	74.00	-15.99	peak
6	2384.040	50.62	-7.75	42.87	54.00	-11.13	AVG
7	2385.000	66.71	-7.74	58.97	74.00	-15.03	peak
8	2385.000	50.91	-7.74	43.17	54.00	-10.83	AVG
9	2386.080	67.68	-7.73	59.95	74.00	-14.05	peak
10	2386.080	51.98	-7.73	44.25	54.00	-9.75	AVG
11	2386.800	69.80	-7.73	62.07	74.00	-11.93	peak
12	2386.800	53.39	-7.73	45.66	54.00	-8.34	AVG
13	2387.640	70.82	-7.73	63.09	74.00	-10.91	peak
14	2387.640	53.90	-7.73	46.17	54.00	-7.83	AVG
15	2389.320	72.19	-7.72	64.47	74.00	-9.53	peak
16	2389.320	58.13	-7.72	50.41	54.00	-3.59	AVG
17	2390.000	72.71	-7.72	64.99	74.00	-9.01	peak
18	2390.000	59.60	-7.72	51.88	54.00	-2.12	AVG
19	2423.400	114.08	-7.59	106.49	--	--	peak

Note:1.Result (dBuV/m) = Correct Factor (dB/m) + Reading(dBuV).

2.Correction factor (dB/m) = Antenna Factor (dB/m) + Cable loss (dB) – Pre-Amplifier gain (dB).

3.When the peak results are less than average limit, so not need to evaluate the average.

Standard:	FCC Part 15.247	Test Distance:	3 m
Test item:	Band edge		
Frequency:	2422 MHz		
Mode:	Mode 9		
Ant.Polar.:	Vertical		

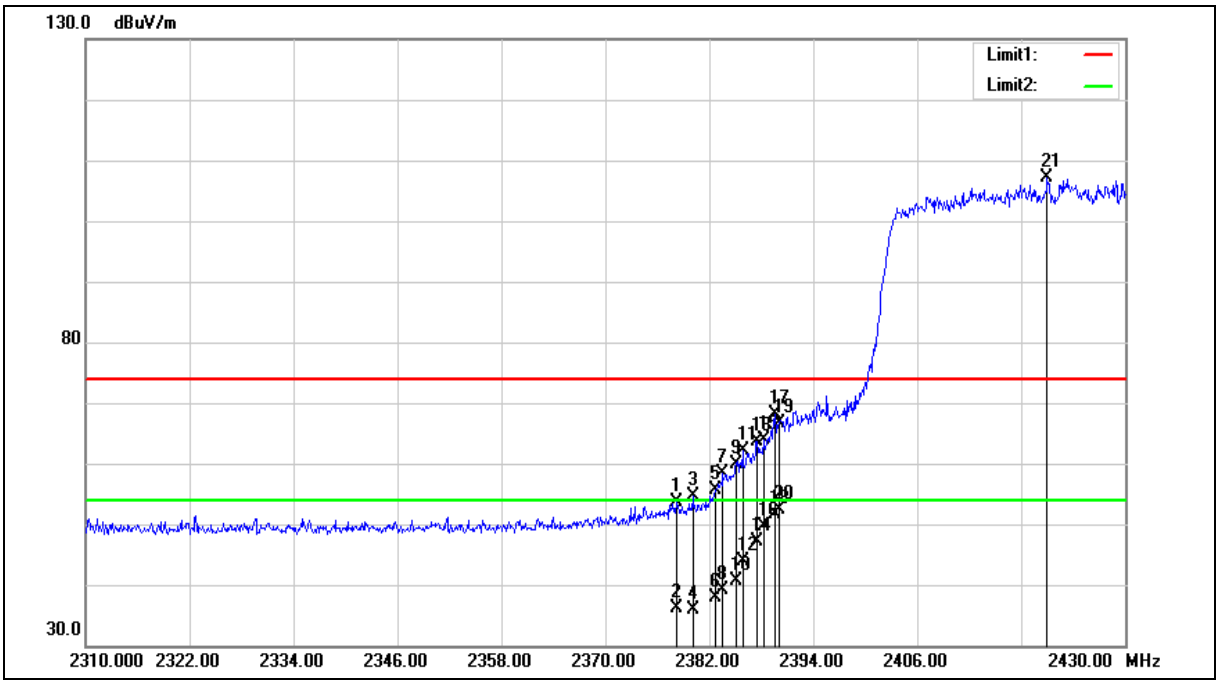

Standard:	FCC Part 15.247	Test Distance:	3 m
Test item:	Band edge		
Frequency:	2422 MHz		
Mode:	Mode 9		
Ant.Polar.:	Vertical		

No.	Frequency (MHz)	Reading (dBuV)	Correct Factor (dB/m)	Result (dBuV/m)	Limit (dBuV/m)	Margin (dB)	Remark
1	2378.160	61.30	-7.77	53.53	74.00	-20.47	peak
2	2378.160	43.93	-7.77	36.16	54.00	-17.84	AVG
3	2380.080	62.39	-7.76	54.63	74.00	-19.37	peak
4	2380.080	43.69	-7.76	35.93	54.00	-18.07	AVG
5	2382.720	63.39	-7.75	55.64	74.00	-18.36	peak
6	2382.720	45.58	-7.75	37.83	54.00	-16.17	AVG
7	2383.560	66.16	-7.75	58.41	74.00	-15.59	peak
8	2383.560	46.88	-7.75	39.13	54.00	-14.87	AVG
9	2385.120	67.51	-7.74	59.77	74.00	-14.23	peak
10	2385.120	48.28	-7.74	40.54	54.00	-13.46	AVG
11	2385.840	69.82	-7.73	62.09	74.00	-11.91	peak
12	2385.840	51.59	-7.73	43.86	54.00	-10.14	AVG
13	2387.520	71.48	-7.73	63.75	74.00	-10.25	peak
14	2387.520	54.98	-7.73	47.25	54.00	-6.75	AVG
15	2388.240	71.71	-7.73	63.98	74.00	-10.02	peak
16	2388.240	57.43	-7.73	49.70	54.00	-4.30	AVG
17	2389.560	75.85	-7.72	68.13	74.00	-5.87	peak
18	2389.560	59.37	-7.72	51.65	54.00	-2.35	AVG
19	2390.000	74.29	-7.72	66.57	74.00	-7.43	peak
20	2390.000	59.98	-7.72	52.26	54.00	-1.74	AVG
21	2421.000	114.62	-7.60	107.02	--	--	peak

Note:1.Result (dBuV/m) = Correct Factor (dB/m) + Reading(dBuV).

2.Correction factor (dB/m) = Antenna Factor (dB/m) + Cable loss (dB) – Pre-Amplifier gain (dB).

3.When the peak results are less than average limit, so not need to evaluate the average.

Standard:	FCC Part 15.247	Test Distance:	3 m
Test item:	Band edge		
Frequency:	2437 MHz		
Mode:	Mode 9		
Ant.Polar.:	Horizontal		

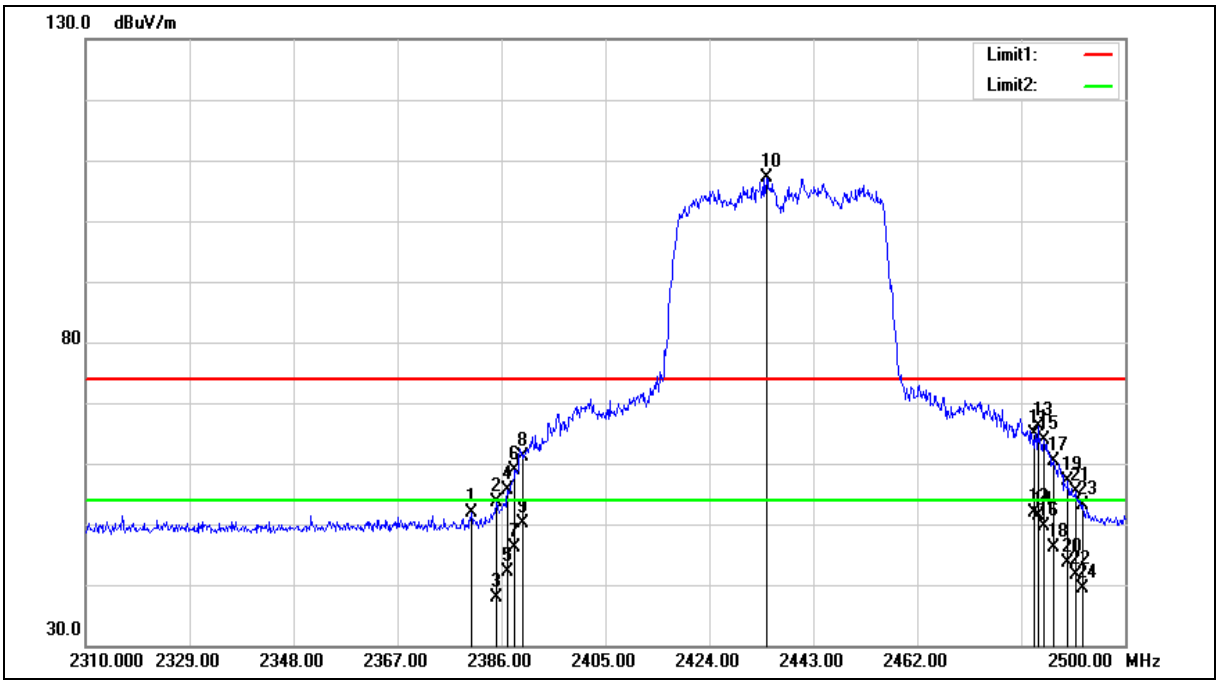

Standard:	FCC Part 15.247	Test Distance:	3 m
Test item:	Band edge		
Frequency:	2437 MHz		
Mode:	Mode 9		
Ant.Polar.:	Horizontal		

No.	Frequency (MHz)	Reading (dBuV)	Correct Factor (dB/m)	Result (dBuV/m)	Limit (dBuV/m)	Margin (dB)	Remark
1	2380.490	59.74	-7.76	51.98	74.00	-22.02	peak
2	2385.050	61.34	-7.74	53.60	74.00	-20.40	peak
3	2385.050	45.51	-7.74	37.77	54.00	-16.23	AVG
4	2387.140	63.31	-7.73	55.58	74.00	-18.42	peak
5	2387.140	49.78	-7.73	42.05	54.00	-11.95	AVG
6	2388.470	66.68	-7.72	58.96	74.00	-15.04	peak
7	2388.470	53.91	-7.72	46.19	54.00	-7.81	AVG
8	2390.000	68.80	-7.72	61.08	74.00	-12.92	peak
9	2390.000	57.96	-7.72	50.24	54.00	-3.76	AVG
10	2434.450	114.68	-7.54	107.14	--	--	peak
11	2483.500	72.20	-7.34	64.86	74.00	-9.14	peak
12	2483.500	59.30	-7.34	51.96	54.00	-2.04	AVG
13	2484.040	73.45	-7.34	66.11	74.00	-7.89	peak
14	2484.040	58.68	-7.34	51.34	54.00	-2.66	AVG
15	2485.180	71.19	-7.33	63.86	74.00	-10.14	peak
16	2485.180	56.88	-7.33	49.55	54.00	-4.45	AVG
17	2486.890	67.68	-7.32	60.36	74.00	-13.64	peak
18	2486.890	53.55	-7.32	46.23	54.00	-7.77	AVG
19	2489.550	64.42	-7.31	57.11	74.00	-16.89	peak
20	2489.550	50.99	-7.31	43.68	54.00	-10.32	AVG
21	2490.880	62.72	-7.31	55.41	74.00	-18.59	peak
22	2490.880	49.03	-7.31	41.72	54.00	-12.28	AVG
23	2492.210	60.53	-7.30	53.23	74.00	-20.77	peak
24	2492.210	46.80	-7.30	39.50	54.00	-14.50	AVG

Note:1.Result (dBuV/m) = Correct Factor (dB/m) + Reading(dBuV).

2.Correction factor (dB/m) = Antenna Factor (dB/m) + Cable loss (dB) – Pre-Amplifier gain (dB).

3.When the peak results are less than average limit, so not need to evaluate the average.

Standard:	FCC Part 15.407	Test Distance:	3 m
Test item:	Band edge		
Frequency:	2437 MHz		
Mode:	Mode 9		
Ant.Polar.:	Vertical		

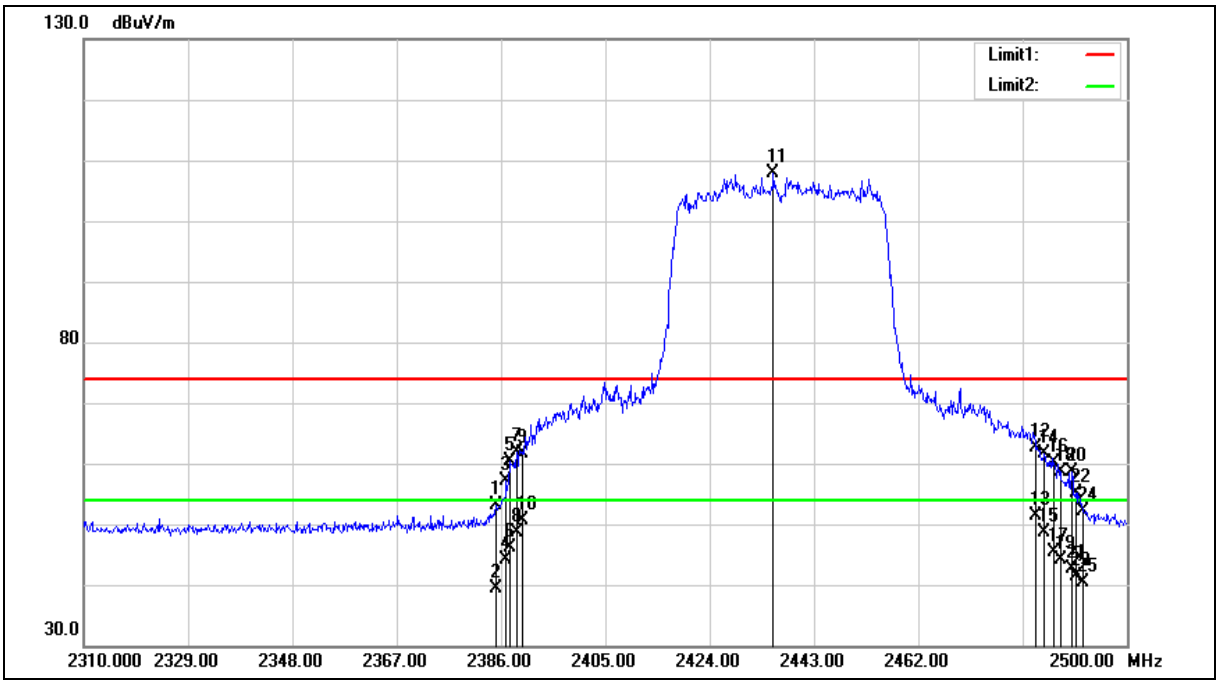

Standard:	FCC Part 15.407	Test Distance:	3 m
Test item:	Band edge		
Frequency:	2437 MHz		
Mode:	Mode 9		
Ant.Polar.:	Vertical		

No.	Frequency (MHz)	Reading (dBuV)	Correct Factor (dB/m)	Result (dBuV/m)	Limit (dBuV/m)	Margin (dB)	Remark
1	2385.050	60.88	-7.74	53.14	74.00	-20.86	peak
2	2385.050	47.04	-7.74	39.30	54.00	-14.70	AVG
3	2386.950	64.83	-7.73	57.10	74.00	-16.90	peak
4	2386.950	51.78	-7.73	44.05	54.00	-9.95	AVG
5	2387.710	68.21	-7.73	60.48	74.00	-13.52	peak
6	2387.710	53.80	-7.73	46.07	54.00	-7.93	AVG
7	2388.850	69.49	-7.72	61.77	74.00	-12.23	peak
8	2388.850	56.39	-7.72	48.67	54.00	-5.33	AVG
9	2390.000	69.42	-7.72	61.70	74.00	-12.30	peak
10	2390.000	58.23	-7.72	50.51	54.00	-3.49	AVG
11	2435.590	115.48	-7.53	107.95	--	--	peak
12	2483.500	69.88	-7.34	62.54	74.00	-11.46	peak
13	2483.500	58.83	-7.34	51.49	54.00	-2.51	AVG
14	2484.990	68.85	-7.34	61.51	74.00	-12.49	peak
15	2484.990	56.02	-7.34	48.68	54.00	-5.32	AVG
16	2486.700	67.56	-7.32	60.24	74.00	-13.76	peak
17	2486.700	52.62	-7.32	45.30	54.00	-8.70	AVG
18	2487.840	66.02	-7.32	58.70	74.00	-15.30	peak
19	2487.840	51.50	-7.32	44.18	54.00	-9.82	AVG
20	2489.930	65.93	-7.31	58.62	74.00	-15.38	peak
21	2489.930	49.99	-7.31	42.68	54.00	-11.32	AVG
22	2490.690	62.56	-7.31	55.25	74.00	-18.75	peak
23	2490.690	48.59	-7.31	41.28	54.00	-12.72	AVG
24	2492.020	59.47	-7.30	52.17	74.00	-21.83	peak
25	2492.020	47.80	-7.30	40.50	54.00	-13.50	AVG

Note:1.Result (dBuV/m) = Correct Factor (dB/m) + Reading(dBuV).

2.Correction factor (dB/m) = Antenna Factor (dB/m) + Cable loss (dB) – Pre-Amplifier gain (dB).

3.When the peak results are less than average limit, so not need to evaluate the average.

Standard:	FCC Part 15.407	Test Distance:	3 m
Test item:	Band edge		
Frequency:	2452 MHz		
Mode:	Mode 9		
Ant.Polar.:	Horizontal		

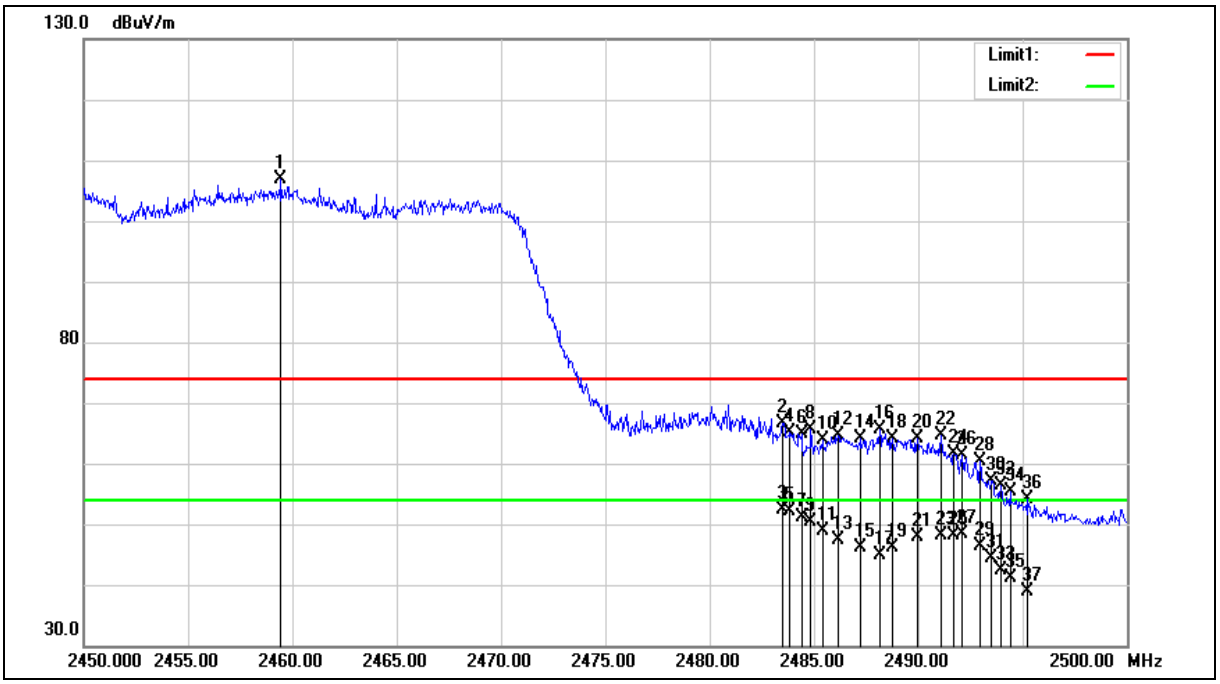

Standard:	FCC Part 15.407	Test Distance:	3 m
Test item:	Band edge		
Frequency:	2452 MHz		
Mode:	Mode 9		
Ant.Polar.:	Horizontal		

No.	Frequency (MHz)	Reading (dBuV)	Correct Factor (dB/m)	Result (dBuV/m)	Limit (dBuV/m)	Margin (dB)	Remark
1	2459.450	114.20	-7.43	106.77	--	--	peak
2	2483.500	74.02	-7.34	66.68	74.00	-7.32	peak
3	2483.500	59.79	-7.34	52.45	54.00	-1.55	AVG
4	2483.850	72.41	-7.34	65.07	74.00	-8.93	peak
5	2483.850	59.43	-7.34	52.09	54.00	-1.91	AVG
6	2484.400	72.19	-7.34	64.85	74.00	-9.15	peak
7	2484.400	58.48	-7.34	51.14	54.00	-2.86	AVG
8	2484.850	72.88	-7.34	65.54	74.00	-8.46	peak
9	2484.850	57.67	-7.34	50.33	54.00	-3.67	AVG
10	2485.400	71.28	-7.32	63.96	74.00	-10.04	peak
11	2485.400	56.12	-7.32	48.80	54.00	-5.20	AVG
12	2486.150	71.91	-7.32	64.59	74.00	-9.41	peak
13	2486.150	54.65	-7.32	47.33	54.00	-6.67	AVG
14	2487.250	71.42	-7.32	64.10	74.00	-9.90	peak
15	2487.250	53.57	-7.32	46.25	54.00	-7.75	AVG
16	2488.150	72.89	-7.32	65.57	74.00	-8.43	peak
17	2488.150	52.14	-7.32	44.82	54.00	-9.18	AVG
18	2488.750	71.42	-7.31	64.11	74.00	-9.89	peak
19	2488.750	53.53	-7.31	46.22	54.00	-7.78	AVG
20	2489.950	71.47	-7.31	64.16	74.00	-9.84	peak
21	2489.950	55.27	-7.31	47.96	54.00	-6.04	AVG
22	2491.100	71.85	-7.31	64.54	74.00	-9.46	peak
23	2491.100	55.48	-7.31	48.17	54.00	-5.83	AVG
24	2491.700	68.88	-7.30	61.58	74.00	-12.42	peak
25	2491.700	55.50	-7.30	48.20	54.00	-5.80	AVG
26	2492.100	68.76	-7.30	61.46	74.00	-12.54	peak
27	2492.100	55.63	-7.30	48.33	54.00	-5.67	AVG

Standard:	FCC Part 15.407	Test Distance:	3 m
Test item:	Band edge		
Frequency:	2452 MHz		
Mode:	Mode 9		
Ant.Polar.:	Horizontal		

No.	Frequency (MHz)	Reading (dBuV)	Correct Factor (dB/m)	Result (dBuV/m)	Limit (dBuV/m)	Margin (dB)	Remark
28	2492.950	67.69	-7.30	60.39	74.00	-13.61	peak
29	2492.950	53.58	-7.30	46.28	54.00	-7.72	AVG
30	2493.500	64.42	-7.29	57.13	74.00	-16.87	peak
31	2493.500	51.57	-7.29	44.28	54.00	-9.72	AVG
32	2493.950	63.68	-7.29	56.39	74.00	-17.61	peak
33	2493.950	49.78	-7.29	42.49	54.00	-11.51	AVG
34	2494.400	62.65	-7.29	55.36	74.00	-18.64	peak
35	2494.400	48.44	-7.29	41.15	54.00	-12.85	AVG
36	2495.250	61.32	-7.28	54.04	74.00	-19.96	peak
37	2495.250	46.23	-7.28	38.95	54.00	-15.05	AVG

Note:1.Result (dBuV/m) = Correct Factor (dB/m) + Reading(dBuV).

2.Correction factor (dB/m) = Antenna Factor (dB/m) + Cable loss (dB) – Pre-Amplifier gain (dB).

3.When the peak results are less than average limit, so not need to evaluate the average.

Standard:	FCC Part 15.407	Test Distance:	3 m
Test item:	Band edge		
Frequency:	2452 MHz		
Mode:	Mode 9		
Ant.Polar.:	Vertical		

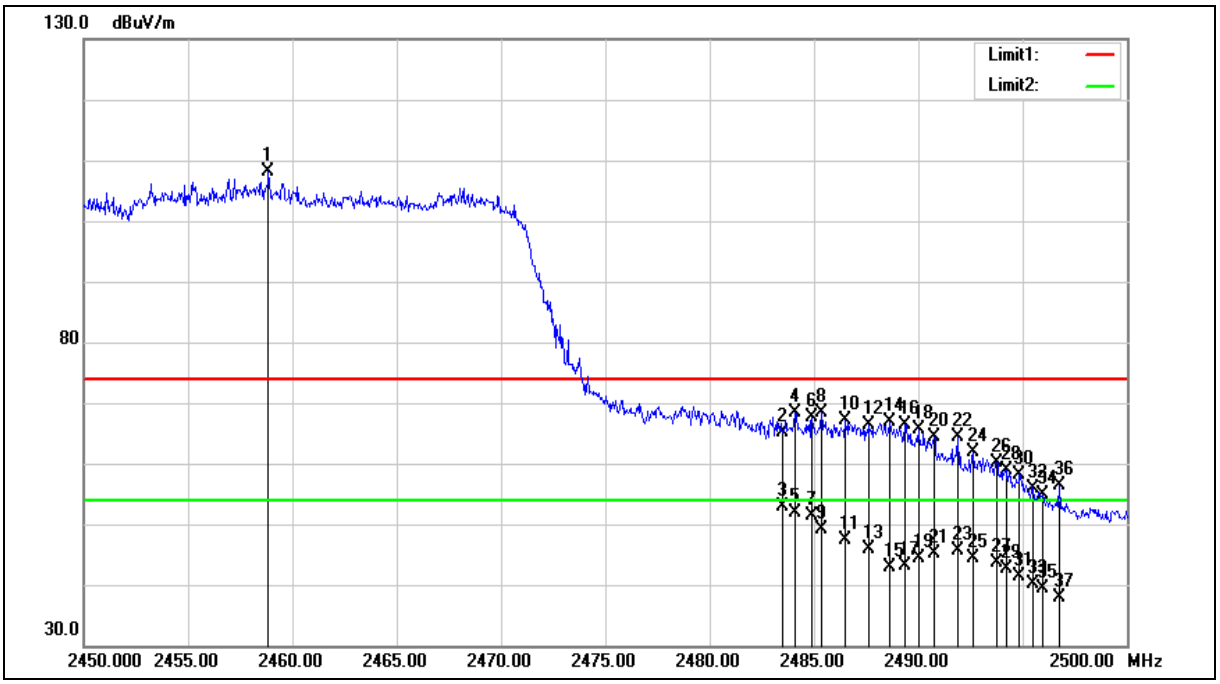

Standard:	FCC Part 15.407	Test Distance:	3 m
Test item:	Band edge		
Frequency:	2452 MHz		
Mode:	Mode 9		
Ant.Polar.:	Vertical		

No.	Frequency (MHz)	Reading (dBuV)	Correct Factor (dB/m)	Result (dBuV/m)	Limit (dBuV/m)	Margin (dB)	Remark
1	2458.850	115.58	-7.43	108.15	--	--	peak
2	2483.500	72.51	-7.34	65.17	74.00	-8.83	peak
3	2483.500	60.11	-7.34	52.77	54.00	-1.23	AVG
4	2484.100	75.79	-7.34	68.45	74.00	-5.55	peak
5	2484.100	59.17	-7.34	51.83	54.00	-2.17	AVG
6	2484.900	74.95	-7.34	67.61	74.00	-6.39	peak
7	2484.900	58.61	-7.34	51.27	54.00	-2.73	AVG
8	2485.350	75.73	-7.32	68.41	74.00	-5.59	peak
9	2485.350	56.52	-7.32	49.20	54.00	-4.80	AVG
10	2486.500	74.55	-7.32	67.23	74.00	-6.77	peak
11	2486.500	54.71	-7.32	47.39	54.00	-6.61	AVG
12	2487.650	73.62	-7.32	66.30	74.00	-7.70	peak
13	2487.650	53.20	-7.32	45.88	54.00	-8.12	AVG
14	2488.650	74.29	-7.31	66.98	74.00	-7.02	peak
15	2488.650	50.08	-7.31	42.77	54.00	-11.23	AVG
16	2489.350	73.64	-7.31	66.33	74.00	-7.67	peak
17	2489.350	50.46	-7.31	43.15	54.00	-10.85	AVG
18	2490.000	73.04	-7.31	65.73	74.00	-8.27	peak
19	2490.000	51.59	-7.31	44.28	54.00	-9.72	AVG
20	2490.750	71.68	-7.31	64.37	74.00	-9.63	peak
21	2490.750	52.37	-7.31	45.06	54.00	-8.94	AVG
22	2491.900	71.73	-7.30	64.43	74.00	-9.57	peak
23	2491.900	52.97	-7.30	45.67	54.00	-8.33	AVG
24	2492.600	69.21	-7.30	61.91	74.00	-12.09	peak
25	2492.600	51.58	-7.30	44.28	54.00	-9.72	AVG
26	2493.750	67.34	-7.29	60.05	74.00	-13.95	peak
27	2493.750	50.92	-7.29	43.63	54.00	-10.37	AVG

Standard:	FCC Part 15.407	Test Distance:	3 m
Test item:	Band edge		
Frequency:	2452 MHz		
Mode:	Mode 9		
Ant.Polar.:	Vertical		

No.	Frequency (MHz)	Reading (dBuV)	Correct Factor (dB/m)	Result (dBuV/m)	Limit (dBuV/m)	Margin (dB)	Remark
28	2494.200	66.15	-7.29	58.86	74.00	-15.14	peak
29	2494.200	49.98	-7.29	42.69	54.00	-11.31	AVG
30	2494.850	65.34	-7.29	58.05	74.00	-15.95	peak
31	2494.850	48.72	-7.29	41.43	54.00	-12.57	AVG
32	2495.500	63.24	-7.28	55.96	74.00	-18.04	peak
33	2495.500	47.47	-7.28	40.19	54.00	-13.81	AVG
34	2495.950	62.18	-7.28	54.90	74.00	-19.10	peak
35	2495.950	46.62	-7.28	39.34	54.00	-14.66	AVG
36	2496.750	63.63	-7.28	56.35	74.00	-17.65	peak
37	2496.750	45.16	-7.28	37.88	54.00	-16.12	AVG

Note:1.Result (dBuV/m) = Correct Factor (dB/m) + Reading(dBuV).

2.Correction factor (dB/m) = Antenna Factor (dB/m) + Cable loss (dB) – Pre-Amplifier gain (dB).

3.When the peak results are less than average limit, so not need to evaluate the average.

Beamforming on

Below 1 GHz

Standard:	FCC Part 15.247	Test Distance:	3m
Frequency:	2412 MHz		
Mode:	Mode 6		
Ant.Polar.:	Horizontal		

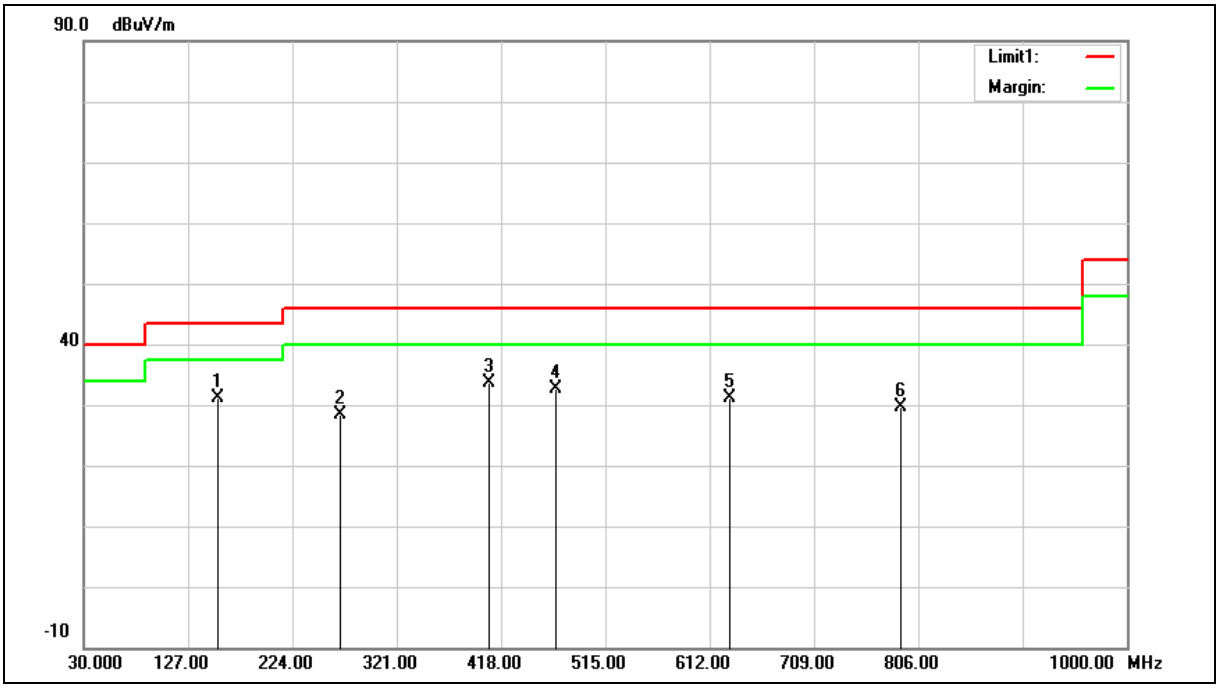

No.	Frequency (MHz)	Reading (dBuV)	Correct Factor (dB/m)	Result (dBuV/m)	Limit (dBuV/m)	Margin (dB)	Remark
1	155.1300	38.57	-7.55	31.02	43.50	-12.48	QP
2	268.6200	35.97	-7.55	28.42	46.00	-17.58	QP
3	406.3600	38.29	-4.69	33.60	46.00	-12.40	QP
4	468.4400	36.47	-3.80	32.67	46.00	-13.33	QP
5	630.4300	31.96	-0.93	31.03	46.00	-14.97	QP
6	789.5100	28.27	1.46	29.73	46.00	-16.27	QP

Note:1.Result (dBuV/m) = Correct Factor (dB/m) + Reading(dBuV).

Example: 31.02 = -7.55 + 38.57

2.Correction factor (dB/m) = Antenna Factor (dB/m) + Cable loss (dB) – Pre-Amplifier gain (dB).

3.When the peak results are less than average limit, so not need to evaluate the average.

Standard:	FCC Part 15.247	Test Distance:	3m
Frequency:	2412 MHz		
Mode:	Mode 6		
Ant.Polar.:	Vertical		

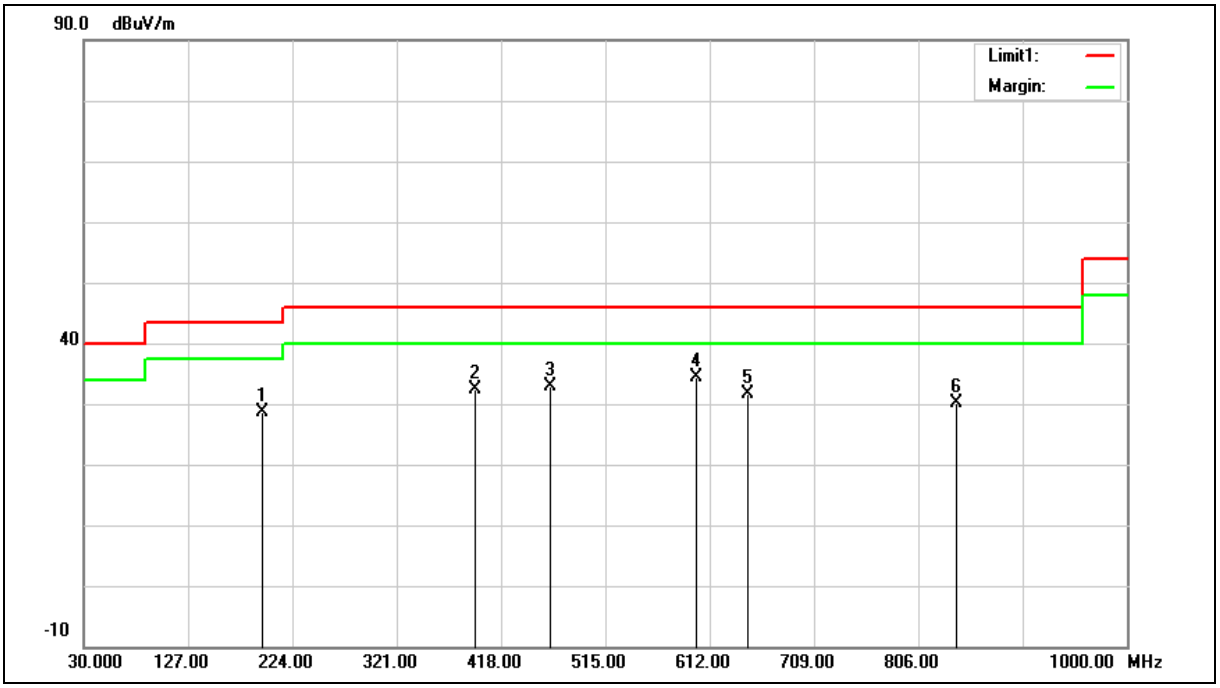

No.	Frequency (MHz)	Reading (dBuV)	Correct Factor (dB/m)	Result (dBuV/m)	Limit (dBuV/m)	Margin (dB)	Remark
1	195.8700	38.57	-9.91	28.66	43.50	-14.84	QP
2	393.7500	37.20	-4.91	32.29	46.00	-13.71	QP
3	463.5900	36.61	-3.83	32.78	46.00	-13.22	QP
4	599.3900	35.70	-1.27	34.43	46.00	-11.57	QP
5	646.9200	32.28	-0.75	31.53	46.00	-14.47	QP
6	840.9200	27.91	2.12	30.03	46.00	-15.97	QP

Note:1.Result (dBuV/m) = Correct Factor (dB/m) + Reading(dBuV).

Example: 28.66 = -9.91 + 38.57

2.Correction factor (dB/m) = Antenna Factor (dB/m) + Cable loss (dB) – Pre-Amplifier gain (dB).

3.When the peak results are less than average limit, so not need to evaluate the average.

Standard:	FCC Part 15.247	Test Distance:	3m
Frequency:	2412 MHz		
Mode:	Mode 8		
Ant.Polar.:	Horizontal		

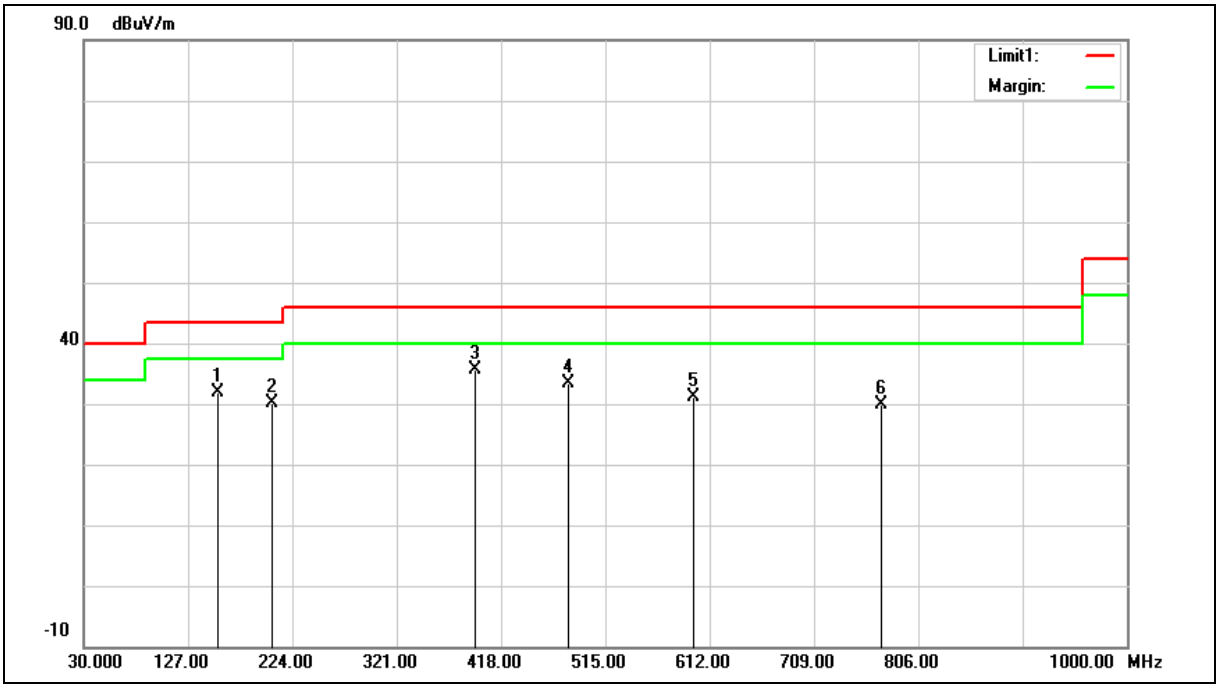

No.	Frequency (MHz)	Reading (dBuV)	Correct Factor (dB/m)	Result (dBuV/m)	Limit (dBuV/m)	Margin (dB)	Remark
1	155.1300	39.51	-7.55	31.96	43.50	-11.54	QP
2	205.5700	39.98	-9.85	30.13	43.50	-13.37	QP
3	393.7500	40.42	-4.91	35.51	46.00	-10.49	QP
4	480.0800	37.01	-3.73	33.28	46.00	-12.72	QP
5	597.4500	32.38	-1.33	31.05	46.00	-14.95	QP
6	771.0800	28.77	1.17	29.94	46.00	-16.06	QP

Note:1.Result (dBuV/m) = Correct Factor (dB/m) + Reading(dBuV).

Example: 31.96 = -7.55 + 39.51

2.Correction factor (dB/m) = Antenna Factor (dB/m) + Cable loss (dB) – Pre-Amplifier gain (dB).

3.When the peak results are less than average limit, so not need to evaluate the average.

Standard:	FCC Part 15.247	Test Distance:	3m
Frequency:	2412 MHz		
Mode:	Mode 8		
Ant.Polar.:	Vertical		

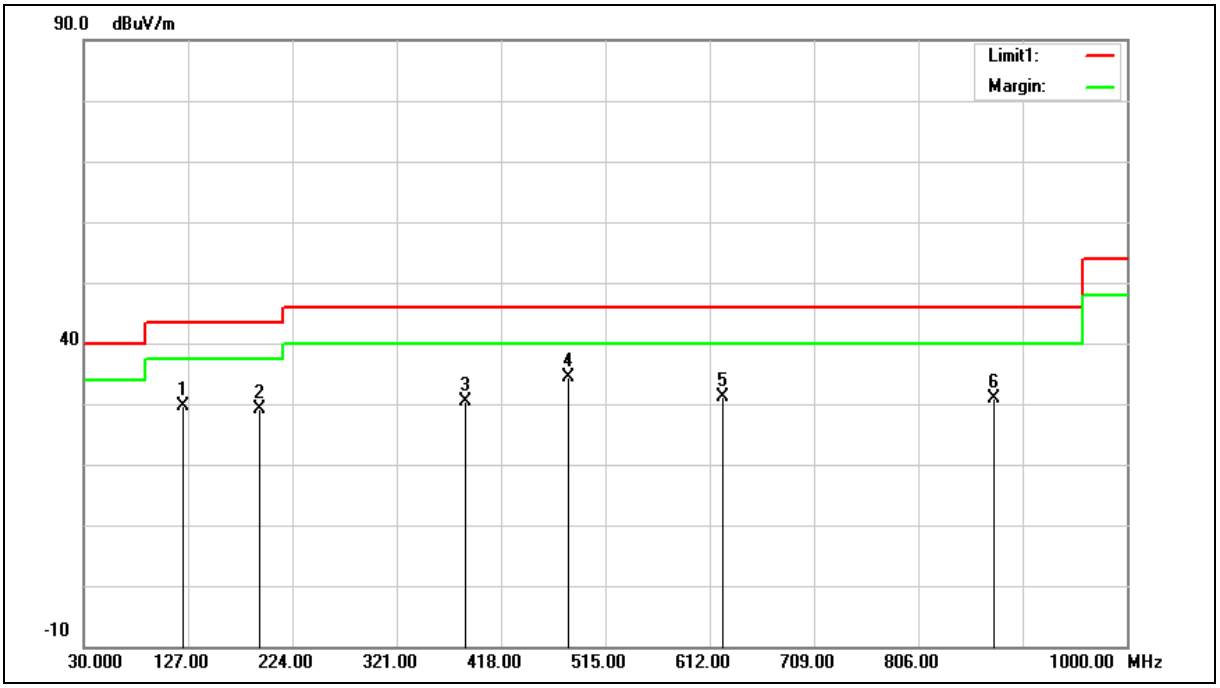

No.	Frequency (MHz)	Reading (dBuV)	Correct Factor (dB/m)	Result (dBuV/m)	Limit (dBuV/m)	Margin (dB)	Remark
1	122.1500	39.42	-9.67	29.75	43.50	-13.75	QP
2	192.9600	39.16	-9.95	29.21	43.50	-14.29	QP
3	385.0200	35.33	-5.04	30.29	46.00	-15.71	QP
4	480.0800	38.20	-3.73	34.47	46.00	-11.53	QP
5	624.6100	32.20	-0.98	31.22	46.00	-14.78	QP
6	875.8400	28.10	2.67	30.77	46.00	-15.23	QP

Note:1.Result (dBuV/m) = Correct Factor (dB/m) + Reading(dBuV).

Example: 29.75 = -9.67 + 39.42

2.Correction factor (dB/m) = Antenna Factor (dB/m) + Cable loss (dB) – Pre-Amplifier gain (dB).

3.When the peak results are less than average limit, so not need to evaluate the average.

Harmonic

Above 1 GHz

Standard:	FCC Part 15.247	Test Distance:	3 m
Test item:	Harmonic		
Frequency:	2412 MHz		
Mode:	Mode 6		
Ant.Polar.:	Horizontal		

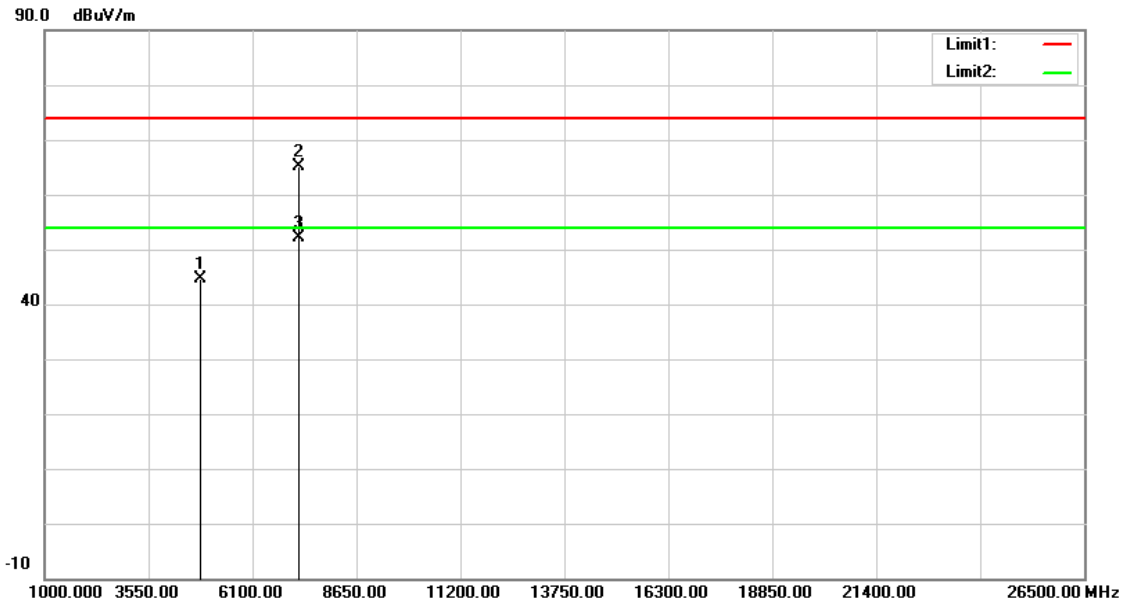

No.	Frequency (MHz)	Reading (dBuV)	Correct Factor (dB/m)	Result (dBuV/m)	Limit (dBuV/m)	Margin (dB)	Remark
1	4824.000	45.78	-1.25	44.53	74.00	-29.47	peak
2	7236.000	59.23	5.85	65.08	74.00	-8.92	peak
3	7236.000	46.36	5.85	52.21	54.00	-1.79	AVG

Note:1.Result (dBuV/m) = Correct Factor (dB/m) + Reading(dBuV).

2.Correction factor (dB/m) = Antenna Factor (dB/m) + Cable loss (dB) – Pre-Amplifier gain (dB).

3.When the peak results are less than average limit, so not need to evaluate the average.

Standard:	FCC Part 15.247	Test Distance:	3 m
Test item:	Harmonic		
Frequency:	2412 MHz		
Mode:	Mode 6		
Ant.Polar.:	Vertical		

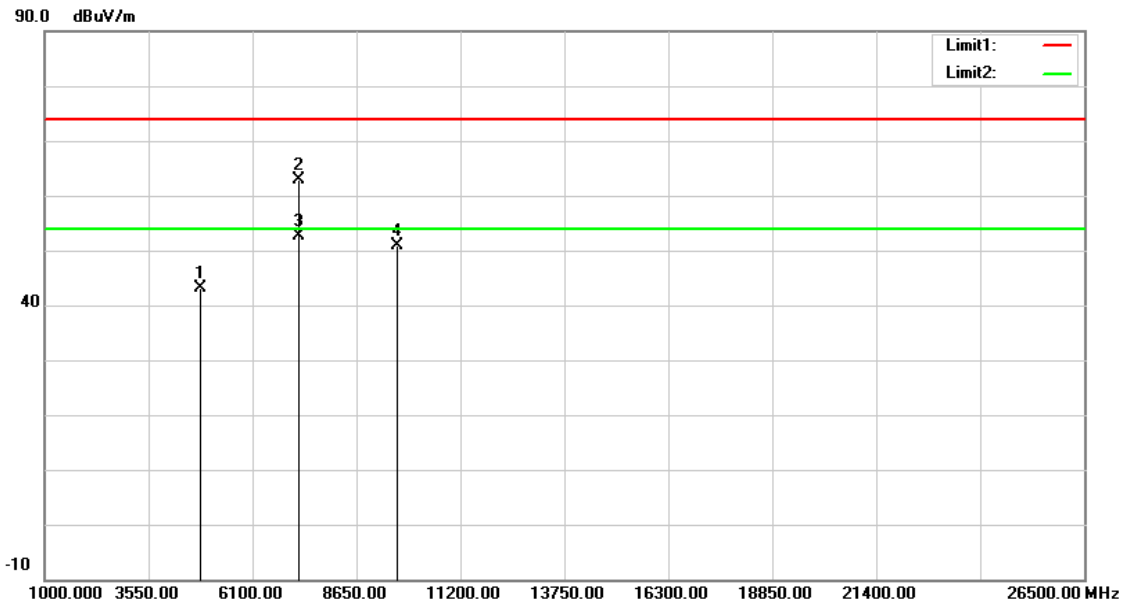

No.	Frequency (MHz)	Reading (dBuV)	Correct Factor (dB/m)	Result (dBuV/m)	Limit (dBuV/m)	Margin (dB)	Remark
1	4824.000	44.27	-1.25	43.02	74.00	-30.98	peak
2	7236.000	56.94	5.85	62.79	74.00	-11.21	peak
3	7236.000	46.77	5.85	52.62	54.00	-1.38	AVG
4	9648.000	40.55	10.36	50.91	74.00	-23.09	peak

Note:1.Result (dBuV/m) = Correct Factor (dB/m) + Reading(dBuV).

2.Correction factor (dB/m) = Antenna Factor (dB/m) + Cable loss (dB) – Pre-Amplifier gain (dB).

3.When the peak results are less than average limit, so not need to evaluate the average.

Standard:	FCC Part 15.247	Test Distance:	3 m
Test item:	Harmonic		
Frequency:	2437 MHz		
Mode:	Mode 6		
Ant.Polar.:	Horizontal		

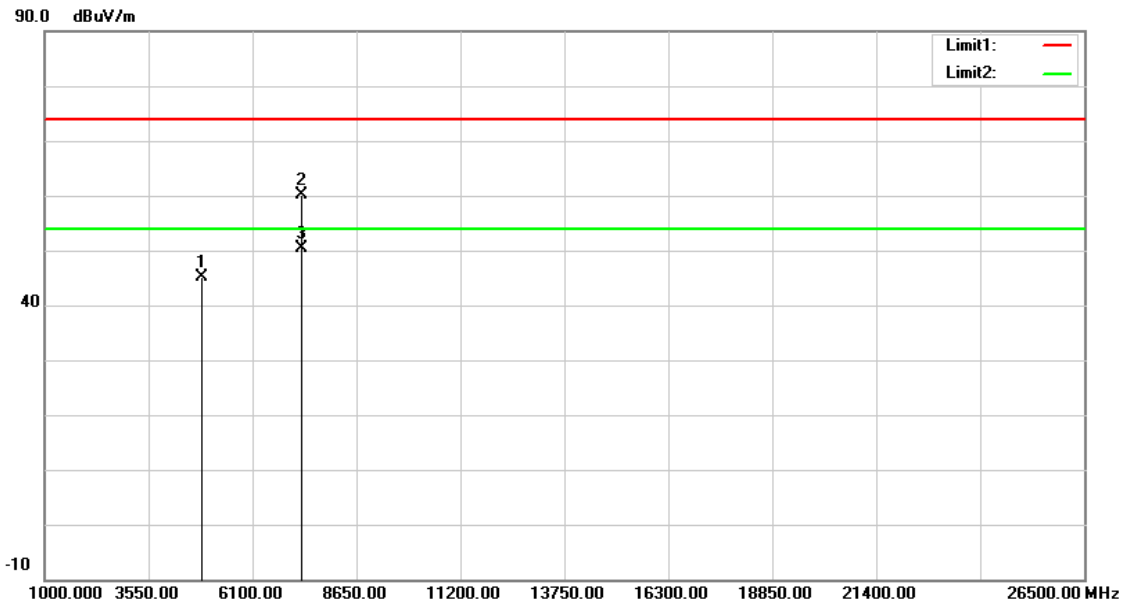

No.	Frequency (MHz)	Reading (dBuV)	Correct Factor (dB/m)	Result (dBuV/m)	Limit (dBuV/m)	Margin (dB)	Remark
1	4874.000	46.13	-1.12	45.01	74.00	-28.99	peak
2	7311.000	53.91	6.11	60.02	74.00	-13.98	peak
3	7311.000	44.21	6.11	50.32	54.00	-3.68	AVG

Note:1.Result (dBuV/m) = Correct Factor (dB/m) + Reading(dBuV).

2.Correction factor (dB/m) = Antenna Factor (dB/m) + Cable loss (dB) – Pre-Amplifier gain (dB).

3.When the peak results are less than average limit, so not need to evaluate the average.

Standard:	FCC Part 15.247	Test Distance:	3 m
Test item:	Harmonic		
Frequency:	2437 MHz		
Mode:	Mode 6		
Ant.Polar.:	Vertical		

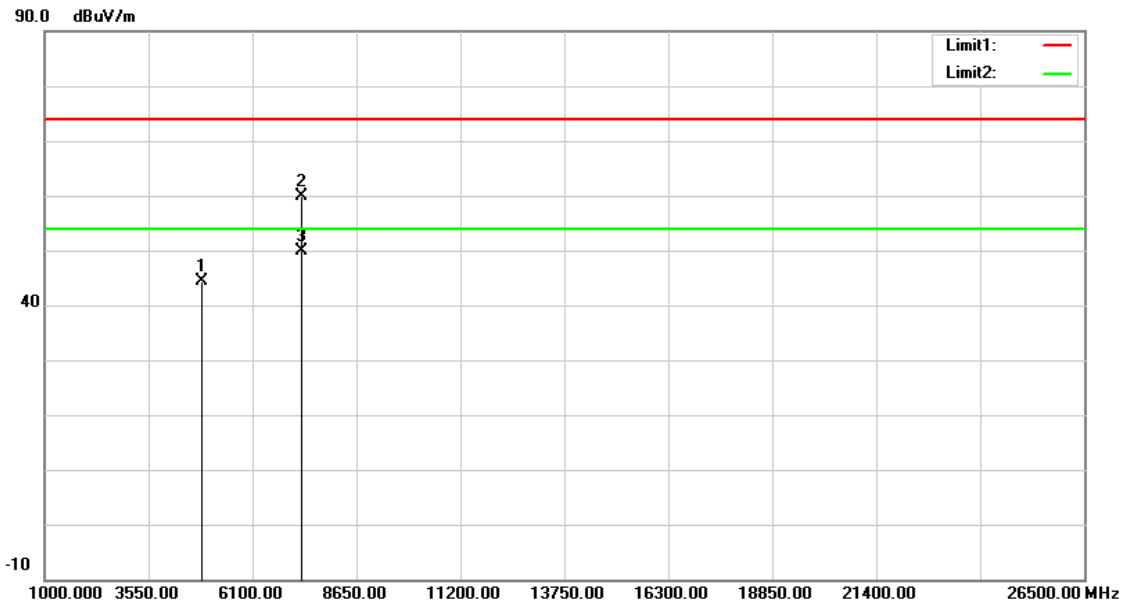

No.	Frequency (MHz)	Reading (dBuV)	Correct Factor (dB/m)	Result (dBuV/m)	Limit (dBuV/m)	Margin (dB)	Remark
1	4874.000	45.59	-1.12	44.47	74.00	-29.53	peak
2	7311.000	53.83	6.11	59.94	74.00	-14.06	peak
3	7311.000	43.70	6.11	49.81	54.00	-4.19	AVG

Note:1.Result (dBuV/m) = Correct Factor (dB/m) + Reading(dBuV).

2.Correction factor (dB/m) = Antenna Factor (dB/m) + Cable loss (dB) – Pre-Amplifier gain (dB).

3.When the peak results are less than average limit, so not need to evaluate the average.

Standard:	FCC Part 15.247	Test Distance:	3 m
Test item:	Harmonic		
Frequency:	2462 MHz		
Mode:	Mode 6		
Ant.Polar.:	Horizontal		

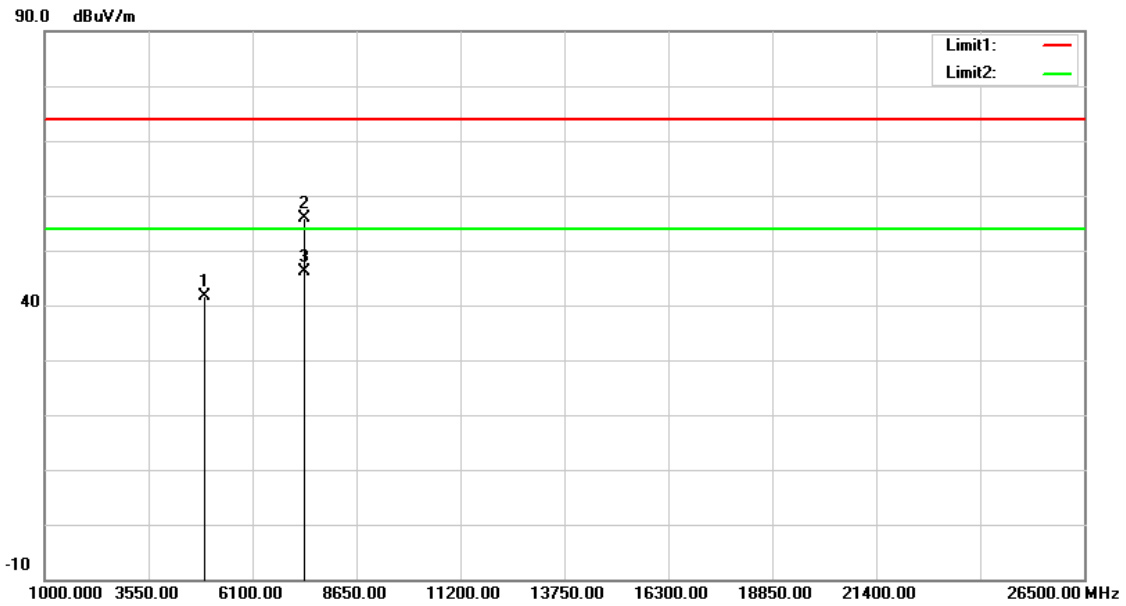

No.	Frequency (MHz)	Reading (dBuV)	Correct Factor (dB/m)	Result (dBuV/m)	Limit (dBuV/m)	Margin (dB)	Remark
1	4924.000	42.61	-0.99	41.62	74.00	-32.38	peak
2	7386.000	49.44	6.38	55.82	74.00	-18.18	peak
3	7386.000	39.77	6.38	46.15	54.00	-7.85	AVG

Note:1.Result (dBuV/m) = Correct Factor (dB/m) + Reading(dBuV).

2.Correction factor (dB/m) = Antenna Factor (dB/m) + Cable loss (dB) – Pre-Amplifier gain (dB).

3.When the peak results are less than average limit, so not need to evaluate the average.

Standard:	FCC Part 15.247	Test Distance:	3 m
Test item:	Harmonic		
Frequency:	2462 MHz		
Mode:	Mode 6		
Ant.Polar.:	Vertical		

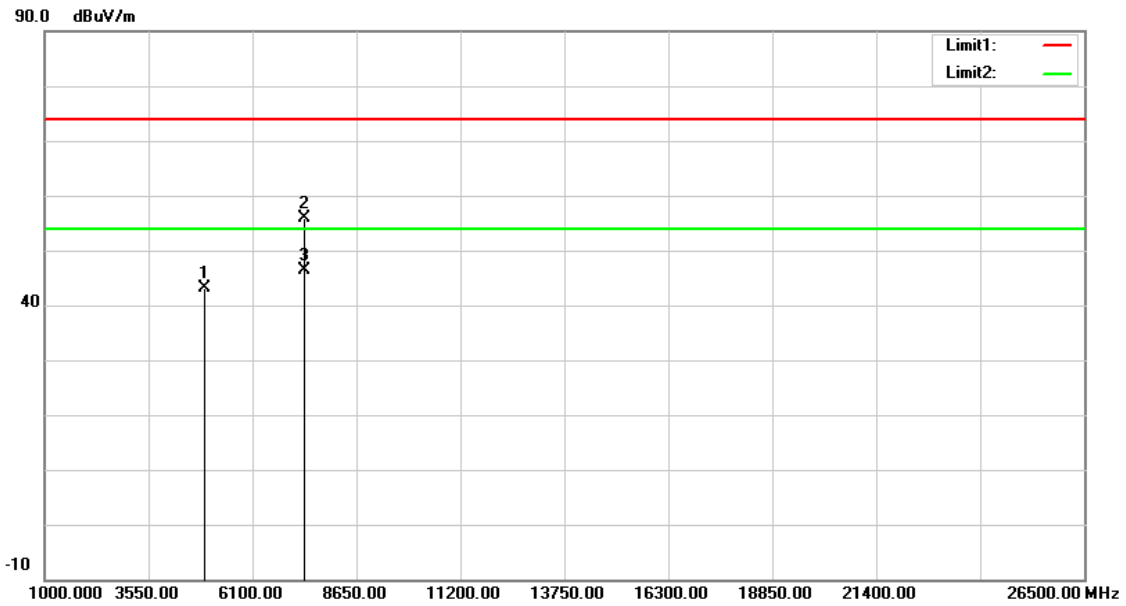

No.	Frequency (MHz)	Reading (dBuV)	Correct Factor (dB/m)	Result (dBuV/m)	Limit (dBuV/m)	Margin (dB)	Remark
1	4924.000	44.19	-0.99	43.20	74.00	-30.80	peak
2	7386.000	49.54	6.38	55.92	74.00	-18.08	peak
3	7386.000	39.88	6.38	46.26	54.00	-7.74	AVG

Note:1.Result (dBuV/m) = Correct Factor (dB/m) + Reading(dBuV).

2.Correction factor (dB/m) = Antenna Factor (dB/m) + Cable loss (dB) – Pre-Amplifier gain (dB).

3.When the peak results are less than average limit, so not need to evaluate the average.

Standard:	FCC Part 15.247	Test Distance:	3 m
Test item:	Harmonic		
Frequency:	2412 MHz		
Mode:	Mode 7		
Ant.Polar.:	Horizontal		

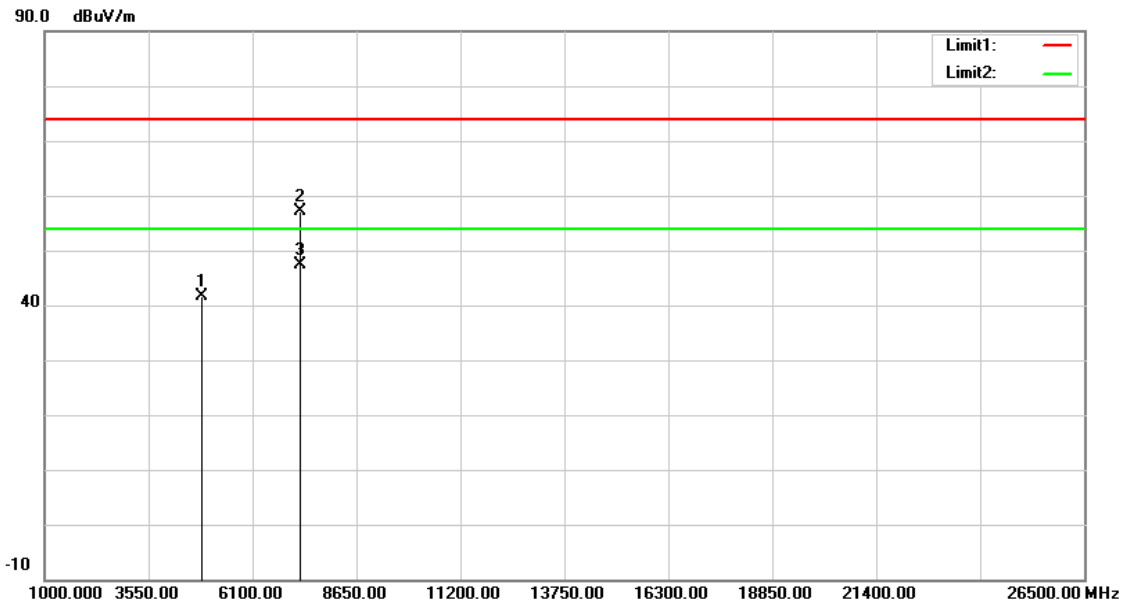

No.	Frequency (MHz)	Reading (dBuV)	Correct Factor (dB/m)	Result (dBuV/m)	Limit (dBuV/m)	Margin (dB)	Remark
1	4844.000	42.82	-1.19	41.63	74.00	-32.37	peak
2	7266.000	51.07	5.95	57.02	74.00	-16.98	peak
3	7266.000	41.46	5.95	47.41	54.00	-6.59	AVG

Note:1.Result (dBuV/m) = Correct Factor (dB/m) + Reading(dBuV).

2.Correction factor (dB/m) = Antenna Factor (dB/m) + Cable loss (dB) – Pre-Amplifier gain (dB).

3.When the peak results are less than average limit, so not need to evaluate the average.

Standard:	FCC Part 15.247	Test Distance:	3 m
Test item:	Harmonic		
Frequency:	2412 MHz		
Mode:	Mode 7		
Ant.Polar.:	Vertical		

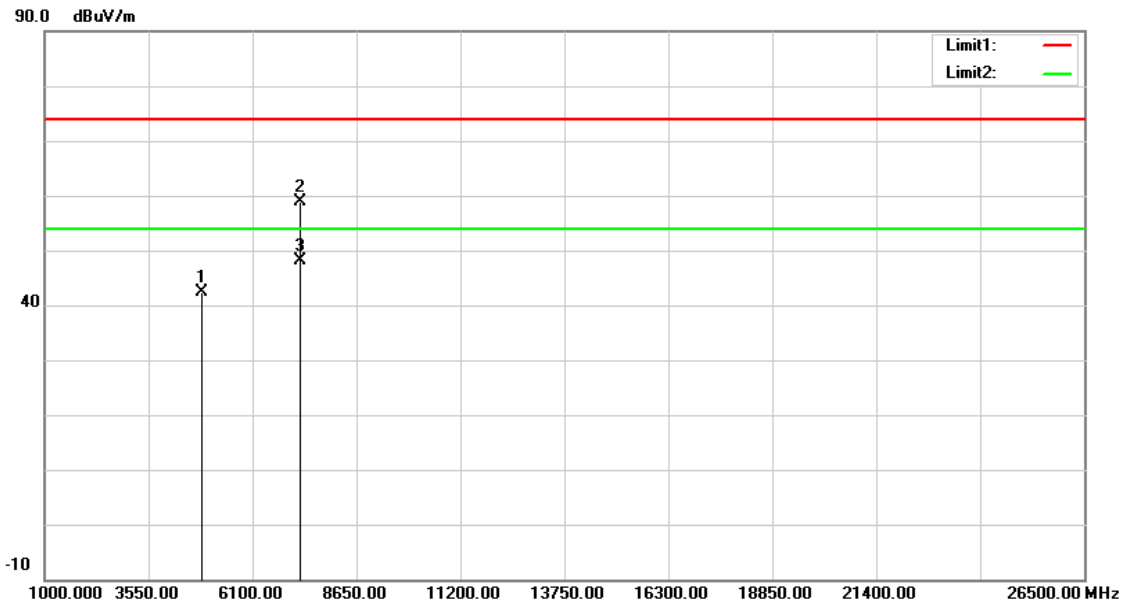

No.	Frequency (MHz)	Reading (dBuV)	Correct Factor (dB/m)	Result (dBuV/m)	Limit (dBuV/m)	Margin (dB)	Remark
1	4844.000	43.62	-1.19	42.43	74.00	-31.57	peak
2	7266.000	52.87	5.95	58.82	74.00	-15.18	peak
3	7266.000	42.07	5.95	48.02	54.00	-5.98	AVG

Note:1.Result (dBuV/m) = Correct Factor (dB/m) + Reading(dBuV).

2.Correction factor (dB/m) = Antenna Factor (dB/m) + Cable loss (dB) – Pre-Amplifier gain (dB).

3.When the peak results are less than average limit, so not need to evaluate the average.

Standard:	FCC Part 15.247	Test Distance:	3 m
Test item:	Harmonic		
Frequency:	2437 MHz		
Mode:	Mode 7		
Ant.Polar.:	Horizontal		

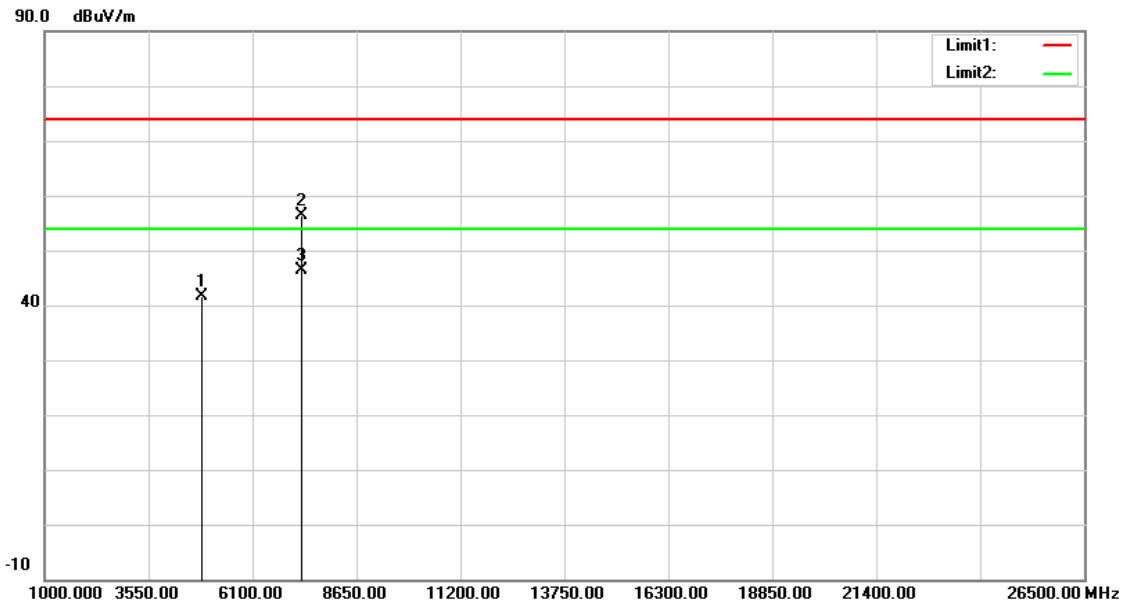

No.	Frequency (MHz)	Reading (dBuV)	Correct Factor (dB/m)	Result (dBuV/m)	Limit (dBuV/m)	Margin (dB)	Remark
1	4874.000	42.87	-1.12	41.75	74.00	-32.25	peak
2	7311.000	50.36	6.11	56.47	74.00	-17.53	peak
3	7311.000	40.20	6.11	46.31	54.00	-7.69	AVG

Note:1.Result (dBuV/m) = Correct Factor (dB/m) + Reading(dBuV).

2.Correction factor (dB/m) = Antenna Factor (dB/m) + Cable loss (dB) – Pre-Amplifier gain (dB).

3.When the peak results are less than average limit, so not need to evaluate the average.

Standard:	FCC Part 15.247	Test Distance:	3 m
Test item:	Harmonic		
Frequency:	2437 MHz		
Mode:	Mode 7		
Ant.Polar.:	Vertical		

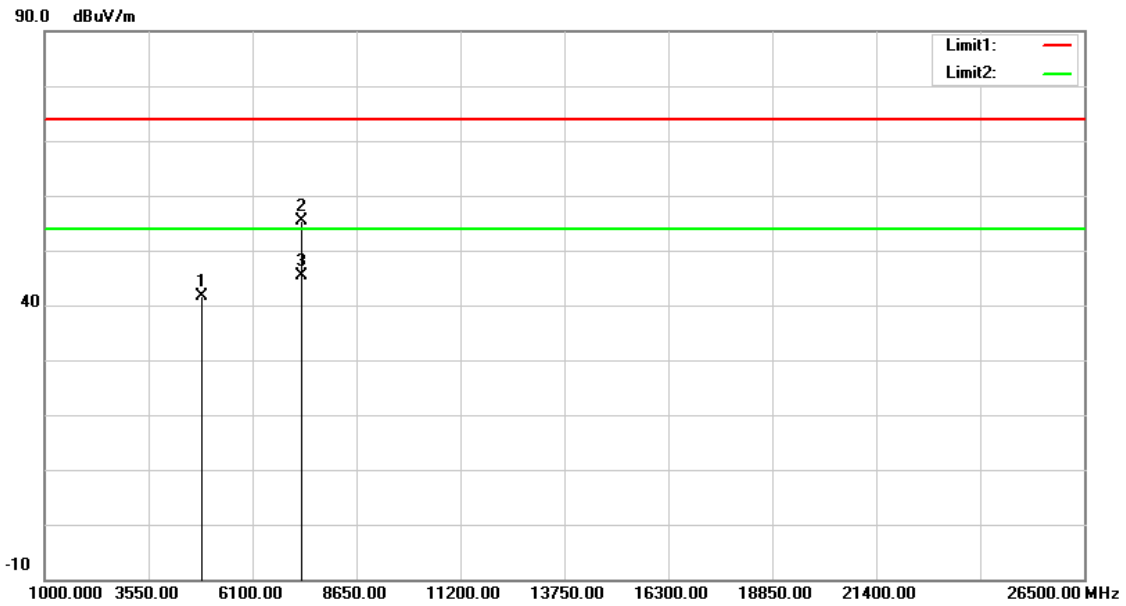

No.	Frequency (MHz)	Reading (dBuV)	Correct Factor (dB/m)	Result (dBuV/m)	Limit (dBuV/m)	Margin (dB)	Remark
1	4874.000	42.84	-1.12	41.72	74.00	-32.28	peak
2	7311.000	49.31	6.11	55.42	74.00	-18.58	peak
3	7311.000	39.23	6.11	45.34	54.00	-8.66	AVG

Note:1.Result (dBuV/m) = Correct Factor (dB/m) + Reading(dBuV).

2.Correction factor (dB/m) = Antenna Factor (dB/m) + Cable loss (dB) – Pre-Amplifier gain (dB).

3.When the peak results are less than average limit, so not need to evaluate the average.

Standard:	FCC Part 15.247	Test Distance:	3 m
Test item:	Harmonic		
Frequency:	2452 MHz		
Mode:	Mode 7		
Ant.Polar.:	Horizontal		

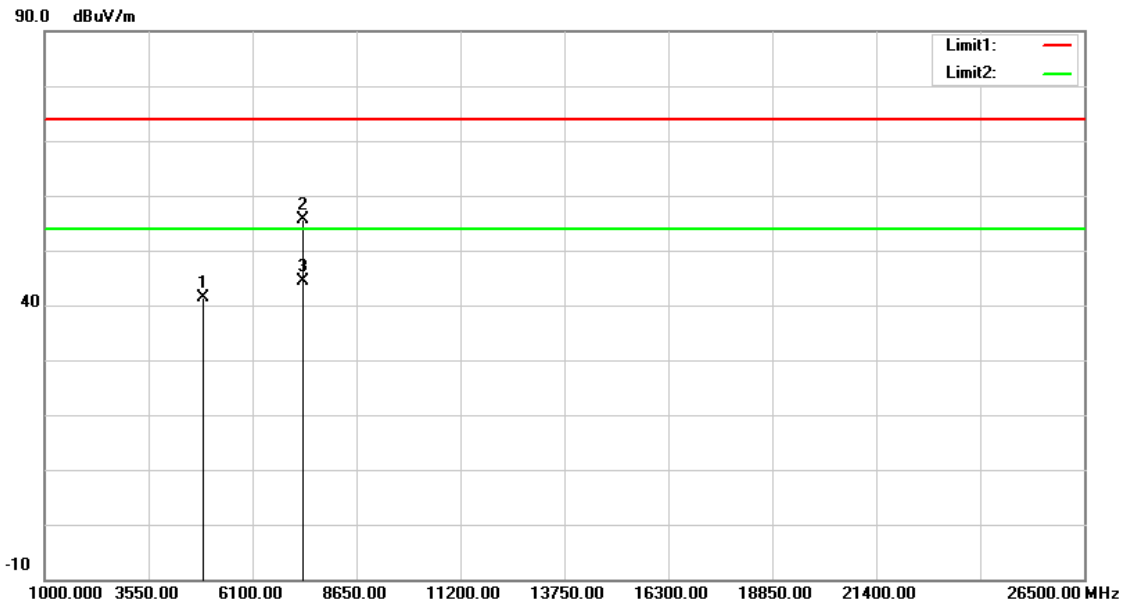

No.	Frequency (MHz)	Reading (dBuV)	Correct Factor (dB/m)	Result (dBuV/m)	Limit (dBuV/m)	Margin (dB)	Remark
1	4904.000	42.36	-1.04	41.32	74.00	-32.68	peak
2	7356.000	49.45	6.27	55.72	74.00	-18.28	peak
3	7356.000	38.15	6.27	44.42	54.00	-9.58	AVG

Note:1.Result (dBuV/m) = Correct Factor (dB/m) + Reading(dBuV).

2.Correction factor (dB/m) = Antenna Factor (dB/m) + Cable loss (dB) – Pre-Amplifier gain (dB).

3.When the peak results are less than average limit, so not need to evaluate the average.

Standard:	FCC Part 15.247	Test Distance:	3 m
Test item:	Harmonic		
Frequency:	2452 MHz		
Mode:	Mode 7		
Ant.Polar.:	Vertical		

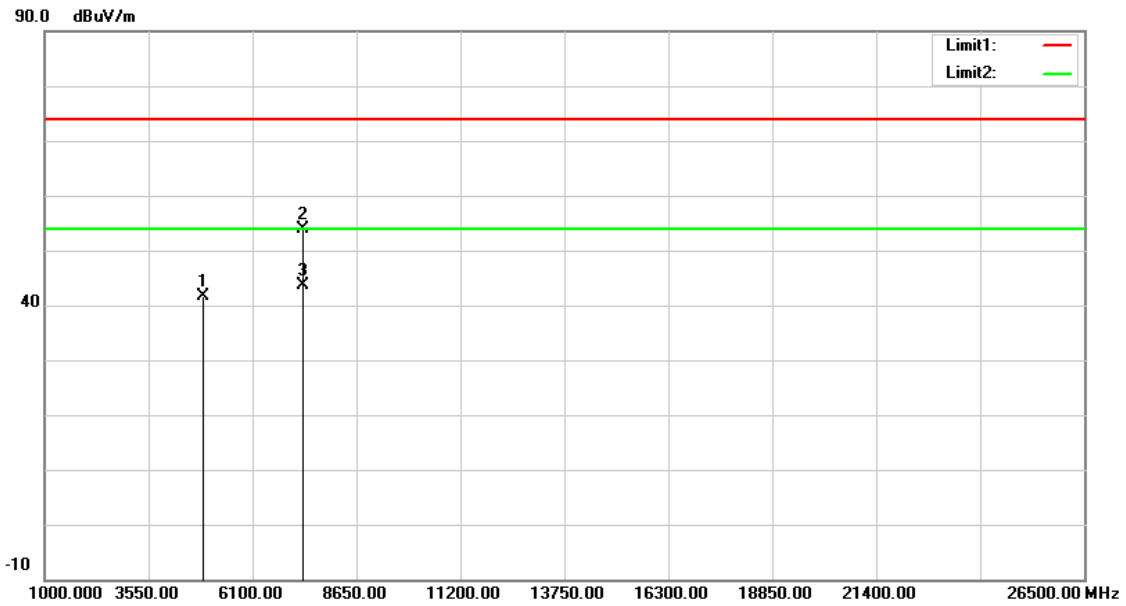

No.	Frequency (MHz)	Reading (dBuV)	Correct Factor (dB/m)	Result (dBuV/m)	Limit (dBuV/m)	Margin (dB)	Remark
1	4904.000	42.73	-1.04	41.69	74.00	-32.31	peak
2	7356.000	47.55	6.27	53.82	74.00	-20.18	peak
3	7356.000	37.35	6.27	43.62	54.00	-10.38	AVG

Note:1.Result (dBuV/m) = Correct Factor (dB/m) + Reading(dBuV).

2.Correction factor (dB/m) = Antenna Factor (dB/m) + Cable loss (dB) – Pre-Amplifier gain (dB).

3.When the peak results are less than average limit, so not need to evaluate the average.

Standard:	FCC Part 15.247	Test Distance:	3 m
Test item:	Harmonic		
Frequency:	2412 MHz		
Mode:	Mode 8		
Ant.Polar.:	Horizontal		

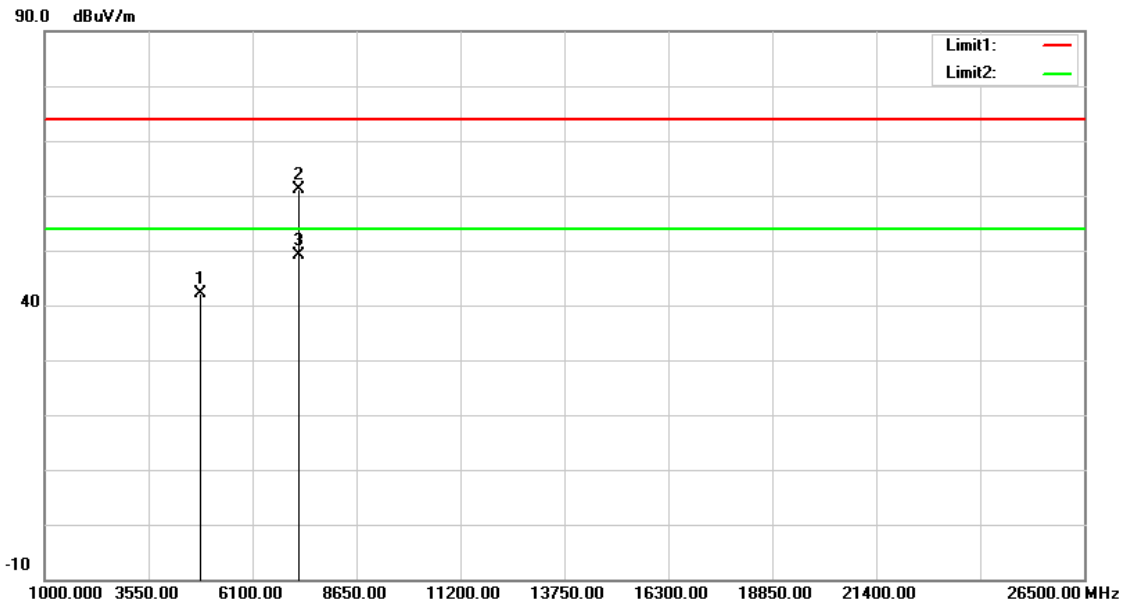

No.	Frequency (MHz)	Reading (dBuV)	Correct Factor (dB/m)	Result (dBuV/m)	Limit (dBuV/m)	Margin (dB)	Remark
1	4824.000	43.39	-1.25	42.14	74.00	-31.86	peak
2	7236.000	55.37	5.85	61.22	74.00	-12.78	peak
3	7236.000	43.38	5.85	49.23	54.00	-4.77	AVG

Note:1.Result (dBuV/m) = Correct Factor (dB/m) + Reading(dBuV).

2.Correction factor (dB/m) = Antenna Factor (dB/m) + Cable loss (dB) – Pre-Amplifier gain (dB).

3.When the peak results are less than average limit, so not need to evaluate the average.

Standard:	FCC Part 15.247	Test Distance:	3 m
Test item:	Harmonic		
Frequency:	2412 MHz		
Mode:	Mode 8		
Ant.Polar.:	Vertical		

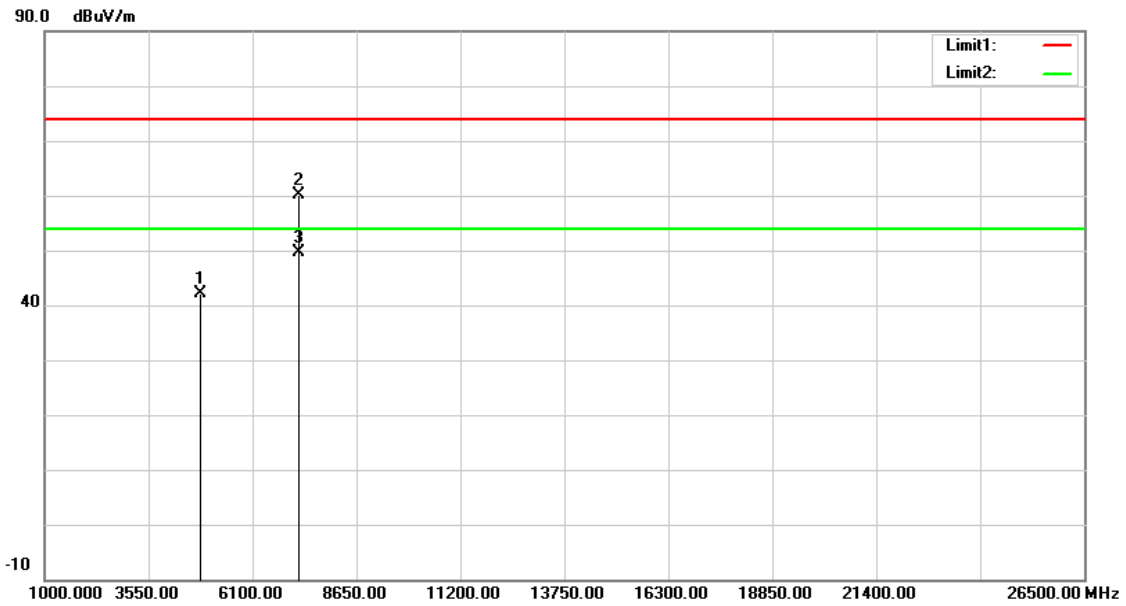

No.	Frequency (MHz)	Reading (dBuV)	Correct Factor (dB/m)	Result (dBuV/m)	Limit (dBuV/m)	Margin (dB)	Remark
1	4824.000	43.48	-1.25	42.23	74.00	-31.77	peak
2	7236.000	54.40	5.85	60.25	74.00	-13.75	peak
3	7236.000	43.66	5.85	49.51	54.00	-4.49	AVG

Note:1.Result (dBuV/m) = Correct Factor (dB/m) + Reading(dBuV).

2.Correction factor (dB/m) = Antenna Factor (dB/m) + Cable loss (dB) – Pre-Amplifier gain (dB).

3.When the peak results are less than average limit, so not need to evaluate the average.

Standard:	FCC Part 15.247	Test Distance:	3 m
Test item:	Harmonic		
Frequency:	2437 MHz		
Mode:	Mode 8		
Ant.Polar.:	Horizontal		

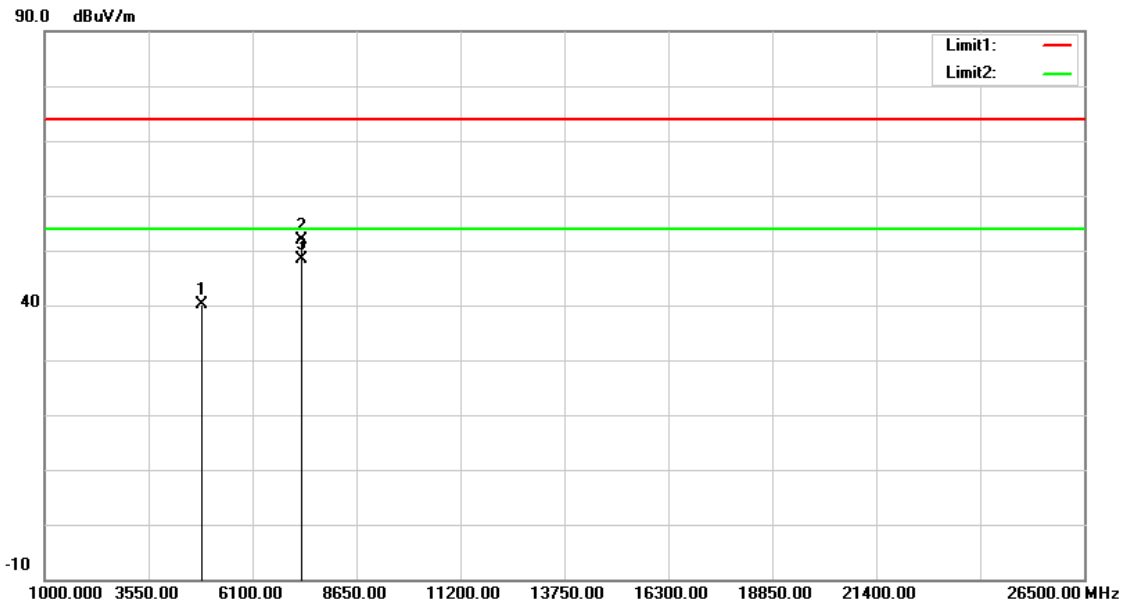

No.	Frequency (MHz)	Reading (dBuV)	Correct Factor (dB/m)	Result (dBuV/m)	Limit (dBuV/m)	Margin (dB)	Remark
1	4874.000	41.24	-1.12	40.12	74.00	-33.88	peak
2	7311.000	45.74	6.11	51.85	74.00	-22.15	peak
3	7311.000	42.15	6.11	48.26	54.00	-5.74	AVG

Note:1.Result (dBuV/m) = Correct Factor (dB/m) + Reading(dBuV).

2.Correction factor (dB/m) = Antenna Factor (dB/m) + Cable loss (dB) – Pre-Amplifier gain (dB).

3.When the peak results are less than average limit, so not need to evaluate the average.

Standard:	FCC Part 15.247	Test Distance:	3 m
Test item:	Harmonic		
Frequency:	2437 MHz		
Mode:	Mode 8		
Ant.Polar.:	Vertical		

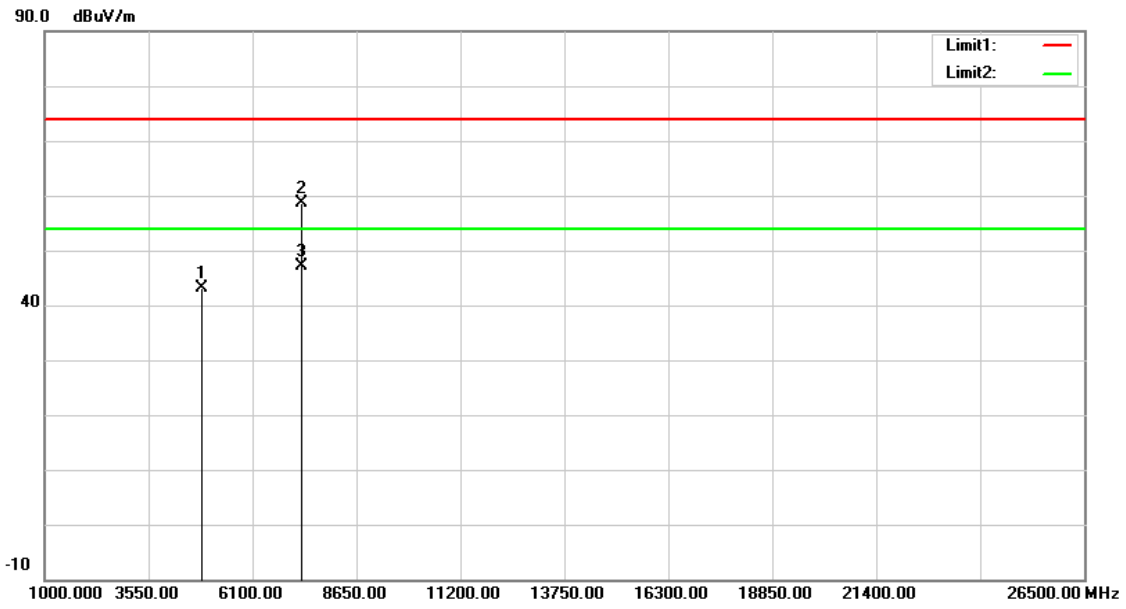

No.	Frequency (MHz)	Reading (dBuV)	Correct Factor (dB/m)	Result (dBuV/m)	Limit (dBuV/m)	Margin (dB)	Remark
1	4874.000	44.18	-1.12	43.06	74.00	-30.94	peak
2	7311.000	52.62	6.11	58.73	74.00	-15.27	peak
3	7311.000	40.91	6.11	47.02	54.00	-6.98	AVG

Note:1.Result (dBuV/m) = Correct Factor (dB/m) + Reading(dBuV).

2.Correction factor (dB/m) = Antenna Factor (dB/m) + Cable loss (dB) – Pre-Amplifier gain (dB).

3.When the peak results are less than average limit, so not need to evaluate the average.

Standard:	FCC Part 15.247	Test Distance:	3 m
Test item:	Harmonic		
Frequency:	2462 MHz		
Mode:	Mode 8		
Ant.Polar.:	Horizontal		

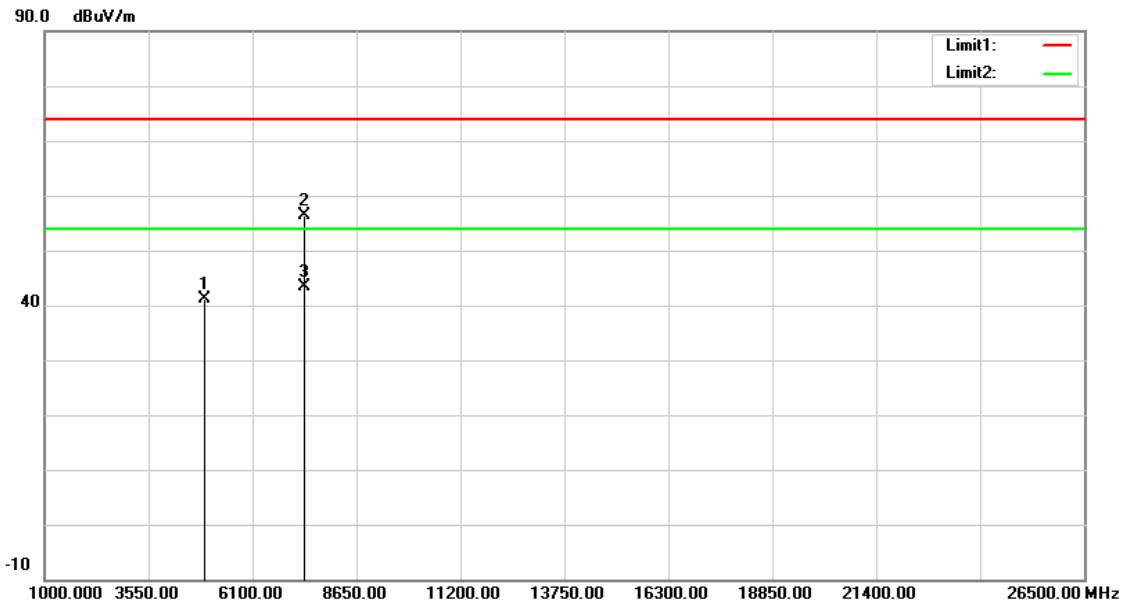

No.	Frequency (MHz)	Reading (dBuV)	Correct Factor (dB/m)	Result (dBuV/m)	Limit (dBuV/m)	Margin (dB)	Remark
1	4924.000	42.17	-0.99	41.18	74.00	-32.82	peak
2	7386.000	50.04	6.38	56.42	74.00	-17.58	peak
3	7386.000	37.11	6.38	43.49	54.00	-10.51	AVG

Note:1.Result (dBuV/m) = Correct Factor (dB/m) + Reading(dBuV).

2.Correction factor (dB/m) = Antenna Factor (dB/m) + Cable loss (dB) – Pre-Amplifier gain (dB).

3.When the peak results are less than average limit, so not need to evaluate the average.

Standard:	FCC Part 15.247	Test Distance:	3 m
Test item:	Harmonic		
Frequency:	2462 MHz		
Mode:	Mode 8		
Ant.Polar.:	Vertical		

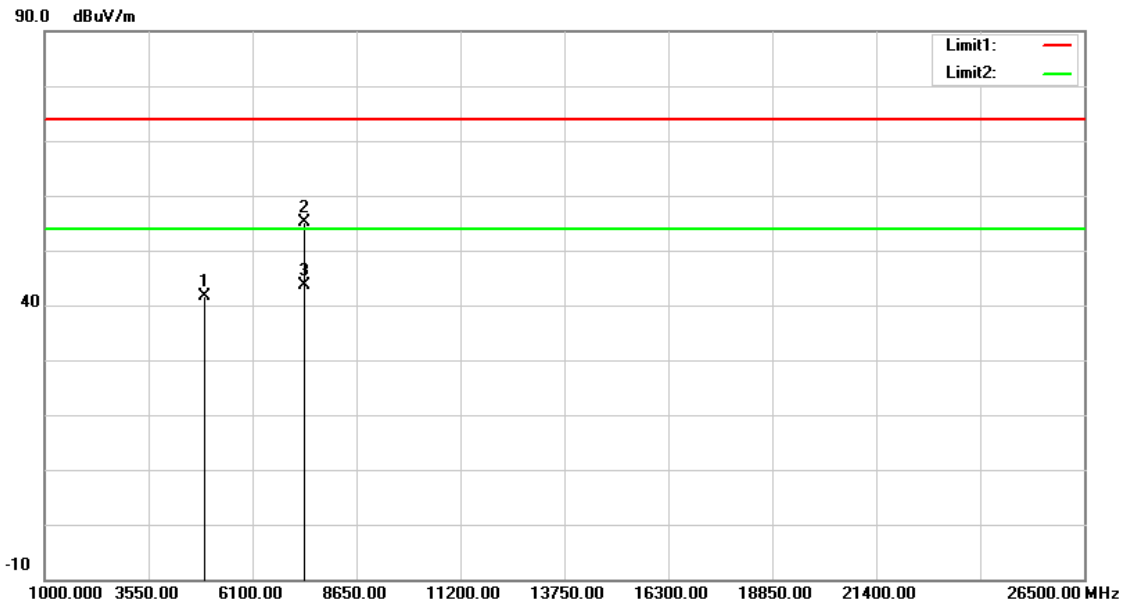

No.	Frequency (MHz)	Reading (dBuV)	Correct Factor (dB/m)	Result (dBuV/m)	Limit (dBuV/m)	Margin (dB)	Remark
1	4924.000	42.51	-0.99	41.52	74.00	-32.48	peak
2	7386.000	48.72	6.38	55.10	74.00	-18.90	peak
3	7386.000	37.19	6.38	43.57	54.00	-10.43	AVG

Note:1.Result (dBuV/m) = Correct Factor (dB/m) + Reading(dBuV).

2.Correction factor (dB/m) = Antenna Factor (dB/m) + Cable loss (dB) – Pre-Amplifier gain (dB).

3.When the peak results are less than average limit, so not need to evaluate the average.

Standard:	FCC Part 15.247	Test Distance:	3 m
Test item:	Harmonic		
Frequency:	2422 MHz		
Mode:	Mode 9		
Ant.Polar.:	Horizontal		

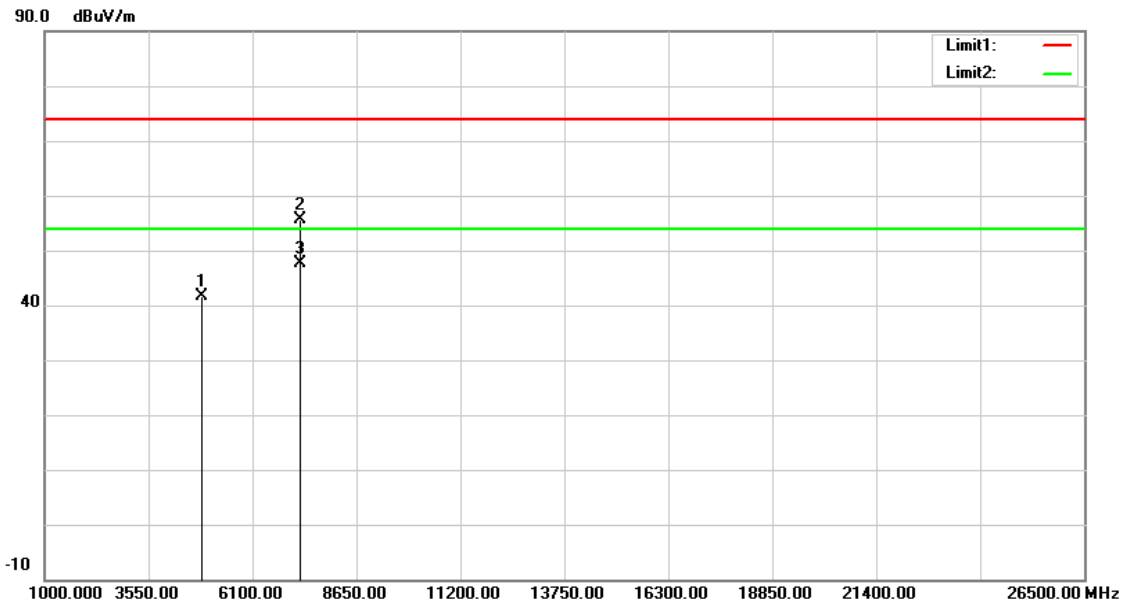

No.	Frequency (MHz)	Reading (dBuV)	Correct Factor (dB/m)	Result (dBuV/m)	Limit (dBuV/m)	Margin (dB)	Remark
1	4844.000	42.78	-1.19	41.59	74.00	-32.41	peak
2	7266.000	49.70	5.95	55.65	74.00	-18.35	peak
3	7266.000	41.57	5.95	47.52	54.00	-6.48	AVG

Note:1.Result (dBuV/m) = Correct Factor (dB/m) + Reading(dBuV).

2.Correction factor (dB/m) = Antenna Factor (dB/m) + Cable loss (dB) – Pre-Amplifier gain (dB).

3.When the peak results are less than average limit, so not need to evaluate the average.

Standard:	FCC Part 15.247	Test Distance:	3 m
Test item:	Harmonic		
Frequency:	2422 MHz		
Mode:	Mode 9		
Ant.Polar.:	Vertical		

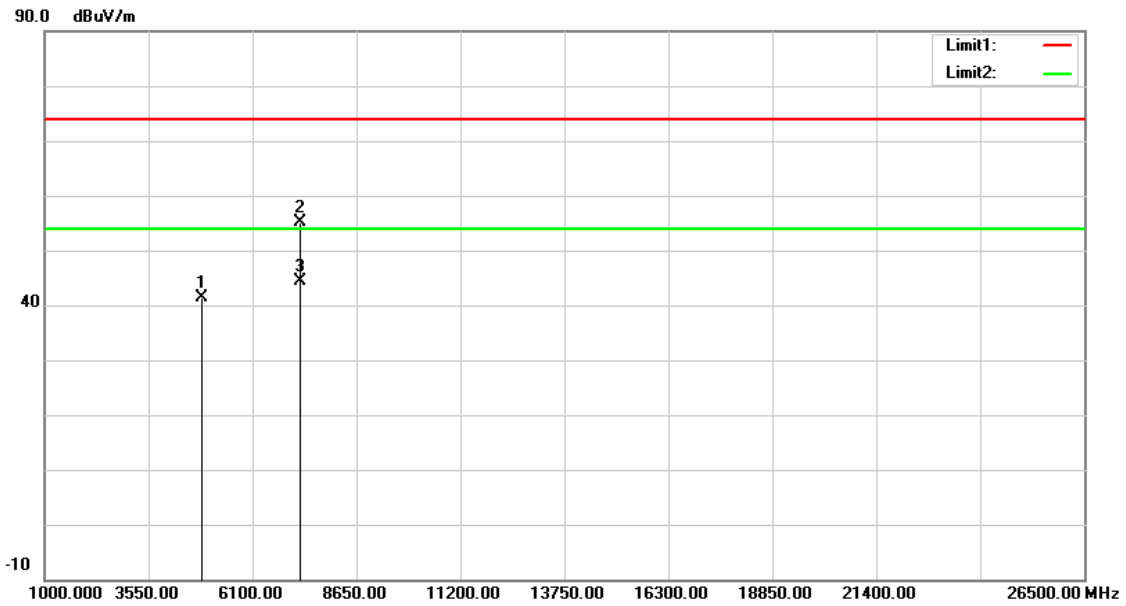

No.	Frequency (MHz)	Reading (dBuV)	Correct Factor (dB/m)	Result (dBuV/m)	Limit (dBuV/m)	Margin (dB)	Remark
1	4844.000	42.45	-1.19	41.26	74.00	-32.74	peak
2	7266.000	49.10	5.95	55.05	74.00	-18.95	peak
3	7266.000	38.31	5.95	44.26	54.00	-9.74	AVG

Note:1.Result (dBuV/m) = Correct Factor (dB/m) + Reading(dBuV).

2.Correction factor (dB/m) = Antenna Factor (dB/m) + Cable loss (dB) – Pre-Amplifier gain (dB).

3.When the peak results are less than average limit, so not need to evaluate the average.

Standard:	FCC Part 15.247	Test Distance:	3 m
Test item:	Harmonic		
Frequency:	2437 MHz		
Mode:	Mode 9		
Ant.Polar.:	Horizontal		

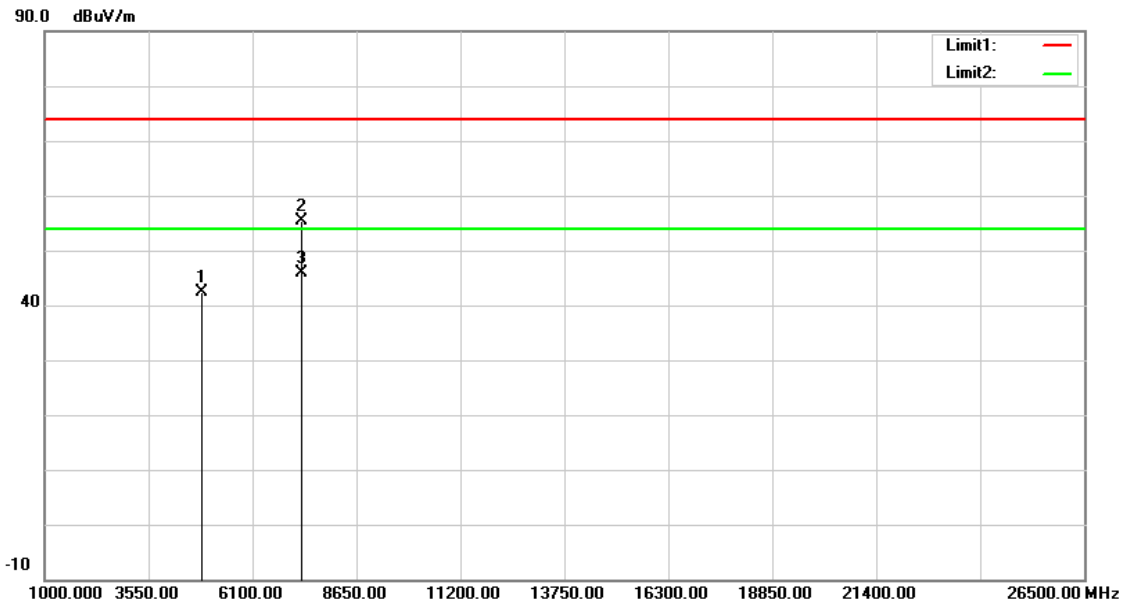

No.	Frequency (MHz)	Reading (dBuV)	Correct Factor (dB/m)	Result (dBuV/m)	Limit (dBuV/m)	Margin (dB)	Remark
1	4874.000	43.61	-1.12	42.49	74.00	-31.51	peak
2	7311.000	49.17	6.11	55.28	74.00	-18.72	peak
3	7311.000	39.86	6.11	45.97	54.00	-8.03	AVG

Note:1.Result (dBuV/m) = Correct Factor (dB/m) + Reading(dBuV).

2.Correction factor (dB/m) = Antenna Factor (dB/m) + Cable loss (dB) – Pre-Amplifier gain (dB).

3.When the peak results are less than average limit, so not need to evaluate the average.

Standard:	FCC Part 15.247	Test Distance:	3 m
Test item:	Harmonic		
Frequency:	2437 MHz		
Mode:	Mode 9		
Ant.Polar.:	Vertical		

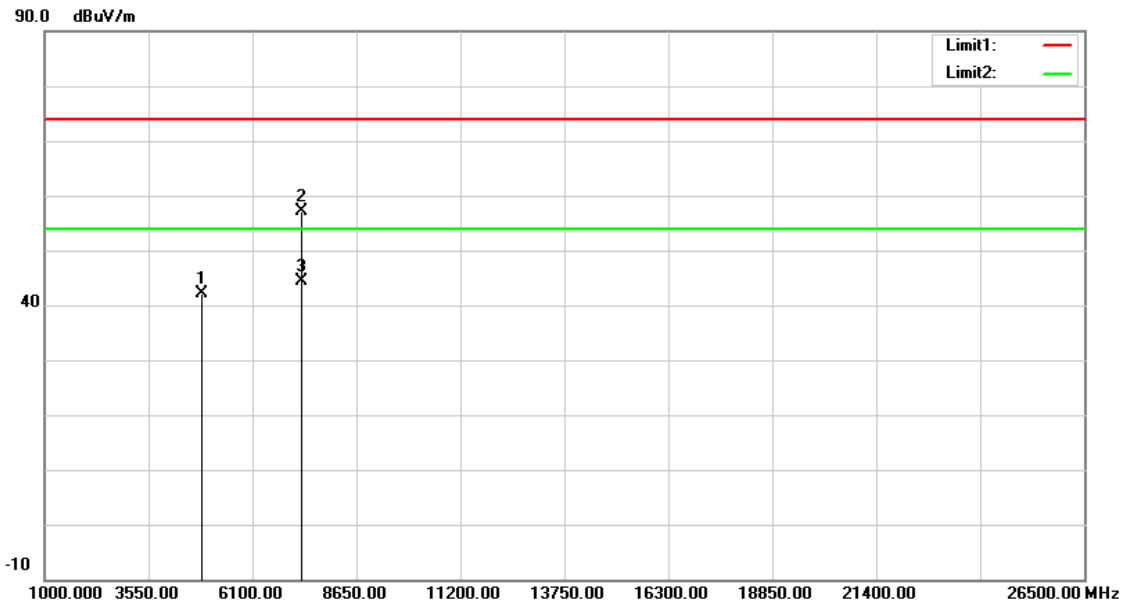

No.	Frequency (MHz)	Reading (dBuV)	Correct Factor (dB/m)	Result (dBuV/m)	Limit (dBuV/m)	Margin (dB)	Remark
1	4874.000	43.34	-1.12	42.22	74.00	-31.78	peak
2	7311.000	50.99	6.11	57.10	74.00	-16.90	peak
3	7311.000	38.27	6.11	44.38	54.00	-9.62	AVG

Note:1.Result (dBuV/m) = Correct Factor (dB/m) + Reading(dBuV).

2.Correction factor (dB/m) = Antenna Factor (dB/m) + Cable loss (dB) – Pre-Amplifier gain (dB).

3.When the peak results are less than average limit, so not need to evaluate the average.

Standard:	FCC Part 15.247	Test Distance:	3 m
Test item:	Harmonic		
Frequency:	2452 MHz		
Mode:	Mode 9		
Ant.Polar.:	Horizontal		

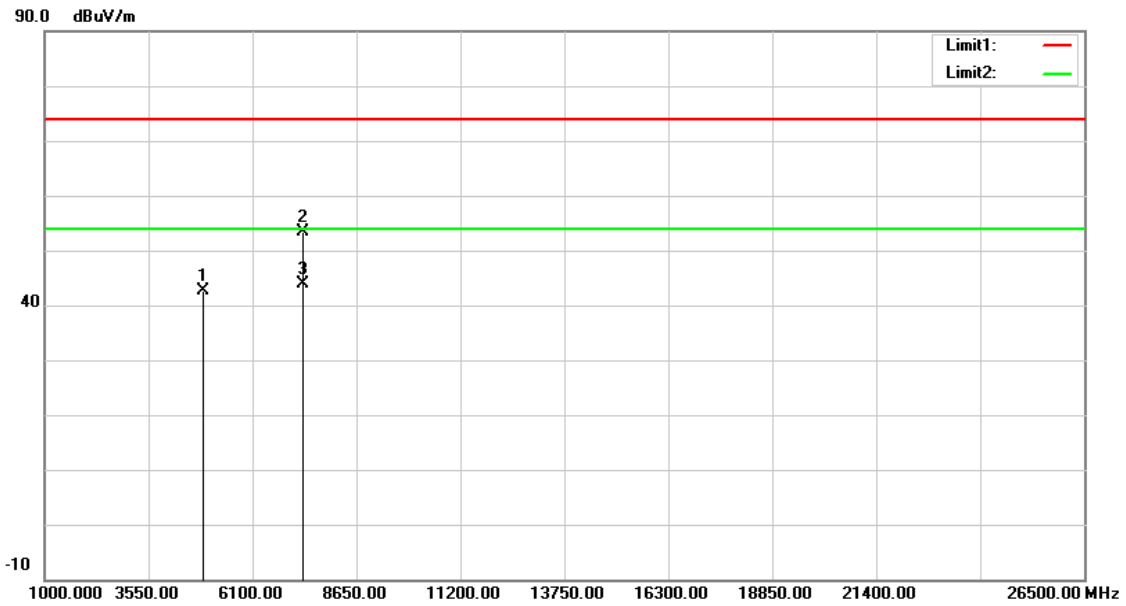

No.	Frequency (MHz)	Reading (dBuV)	Correct Factor (dB/m)	Result (dBuV/m)	Limit (dBuV/m)	Margin (dB)	Remark
1	4904.000	43.59	-1.04	42.55	74.00	-31.45	peak
2	7356.000	47.16	6.27	53.43	74.00	-20.57	peak
3	7356.000	37.55	6.27	43.82	54.00	-10.18	AVG

Note:1.Result (dBuV/m) = Correct Factor (dB/m) + Reading(dBuV).

2.Correction factor (dB/m) = Antenna Factor (dB/m) + Cable loss (dB) – Pre-Amplifier gain (dB).

3.When the peak results are less than average limit, so not need to evaluate the average.

Standard:	FCC Part 15.247	Test Distance:	3 m
Test item:	Harmonic		
Frequency:	2452 MHz		
Mode:	Mode 9		
Ant.Polar.:	Vertical		

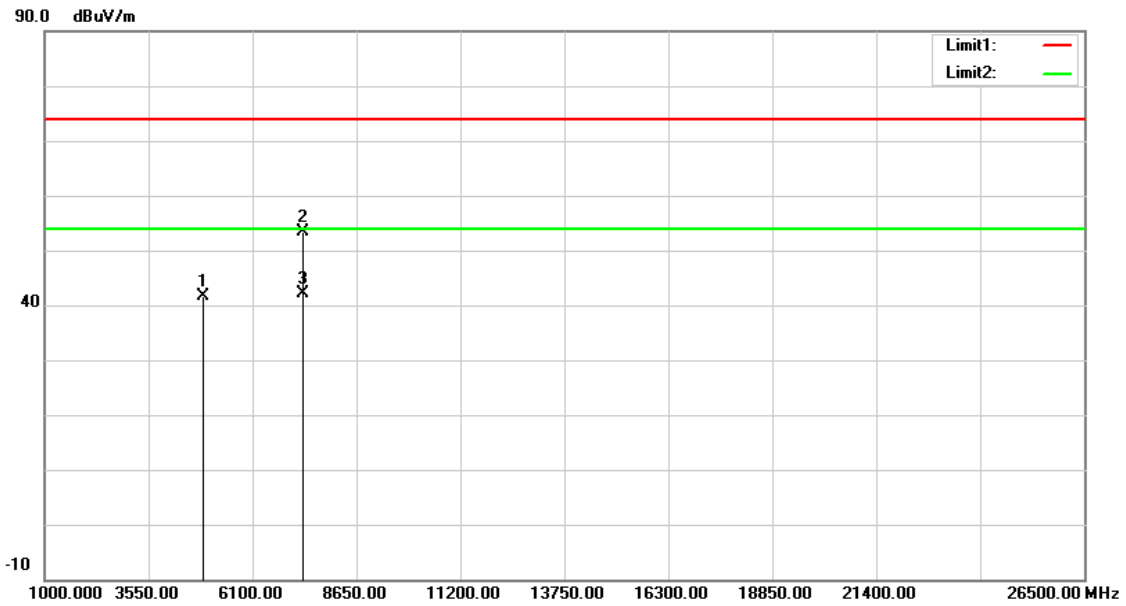

No.	Frequency (MHz)	Reading (dBuV)	Correct Factor (dB/m)	Result (dBuV/m)	Limit (dBuV/m)	Margin (dB)	Remark
1	4904.000	42.75	-1.04	41.71	74.00	-32.29	peak
2	7356.000	46.99	6.27	53.26	74.00	-20.74	peak
3	7356.000	35.78	6.27	42.05	54.00	-11.95	AVG

Note:1.Result (dBuV/m) = Correct Factor (dB/m) + Reading(dBuV).

2.Correction factor (dB/m) = Antenna Factor (dB/m) + Cable loss (dB) – Pre-Amplifier gain (dB).

3.When the peak results are less than average limit, so not need to evaluate the average.

Band Edge

Standard:	FCC Part 15.247	Test Distance:	3 m
Test item:	Band edge		
Frequency:	2412 MHz		
Mode:	Mode 6		
Ant.Polar.:	Horizontal		

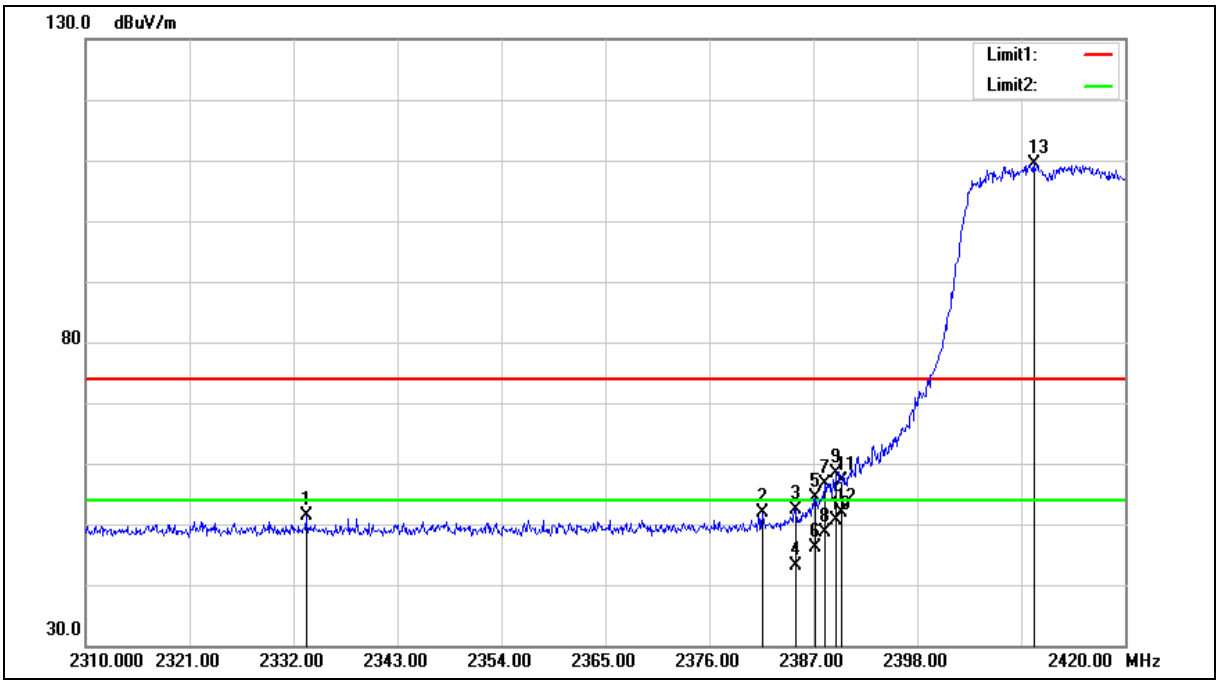

Standard:	FCC Part 15.247	Test Distance:	3 m
Test item:	Band edge		
Frequency:	2412 MHz		
Mode:	Mode 6		
Ant.Polar.:	Horizontal		

No.	Frequency (MHz)	Reading (dBuV)	Correct Factor (dB/m)	Result (dBuV/m)	Limit (dBuV/m)	Margin (dB)	Remark
1	2333.320	59.30	-7.95	51.35	74.00	-22.65	peak
2	2381.610	59.53	-7.76	51.77	74.00	-22.23	peak
3	2385.130	60.18	-7.74	52.44	74.00	-21.56	peak
4	2385.130	50.98	-7.74	43.24	54.00	-10.76	AVG
5	2387.220	62.02	-7.73	54.29	74.00	-19.71	peak
6	2387.220	53.96	-7.73	46.23	54.00	-7.77	AVG
7	2388.210	64.28	-7.73	56.55	74.00	-17.45	peak
8	2388.210	56.42	-7.73	48.69	54.00	-5.31	AVG
9	2389.420	66.15	-7.72	58.43	74.00	-15.57	peak
10	2389.420	58.47	-7.72	50.75	54.00	-3.25	AVG
11	2390.000	64.82	-7.72	57.10	74.00	-16.90	peak
12	2390.000	59.66	-7.72	51.94	54.00	-2.06	AVG
13	2410.320	117.06	-7.64	109.42	--	--	peak

Note:1.Result (dBuV/m) = Correct Factor (dB/m) + Reading(dBuV).

2.Correction factor (dB/m) = Antenna Factor (dB/m) + Cable loss (dB) – Pre-Amplifier gain (dB).

3.When the peak results are less than average limit, so not need to evaluate the average.

Standard:	FCC Part 15.247	Test Distance:	3 m
Test item:	Band edge		
Frequency:	2412 MHz		
Mode:	Mode 6		
Ant.Polar.:	Vertical		

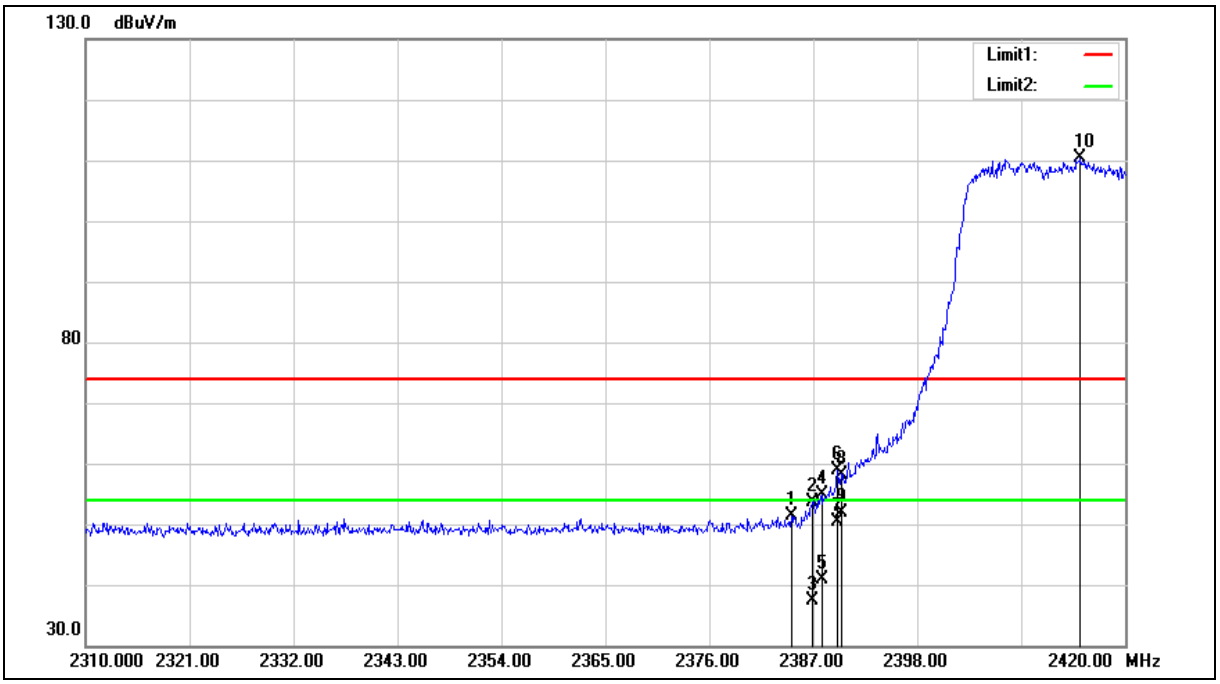

Standard:	FCC Part 15.247	Test Distance:	3 m
Test item:	Band edge		
Frequency:	2412 MHz		
Mode:	Mode 6		
Ant.Polar.:	Vertical		

No.	Frequency (MHz)	Reading (dBuV)	Correct Factor (dB/m)	Result (dBuV/m)	Limit (dBuV/m)	Margin (dB)	Remark
1	2384.690	59.01	-7.75	51.26	74.00	-22.74	peak
2	2386.890	61.44	-7.73	53.71	74.00	-20.29	peak
3	2386.890	45.15	-7.73	37.42	54.00	-16.58	AVG
4	2387.880	62.70	-7.73	54.97	74.00	-19.03	peak
5	2387.880	48.64	-7.73	40.91	54.00	-13.09	AVG
6	2389.530	66.61	-7.72	58.89	74.00	-15.11	peak
7	2389.530	58.07	-7.72	50.35	54.00	-3.65	AVG
8	2390.000	65.81	-7.72	58.09	74.00	-15.91	peak
9	2390.000	59.53	-7.72	51.81	54.00	-2.19	AVG
10	2415.270	117.90	-7.61	110.29	--	--	peak

Note:1.Result (dBuV/m) = Correct Factor (dB/m) + Reading(dBuV).

2.Correction factor (dB/m) = Antenna Factor (dB/m) + Cable loss (dB) – Pre-Amplifier gain (dB).

3.When the peak results are less than average limit, so not need to evaluate the average.

Standard:	FCC Part 15.247	Test Distance:	3 m
Test item:	Band edge		
Frequency:	2437 MHz		
Mode:	Mode 6		
Ant.Polar.:	Horizontal		

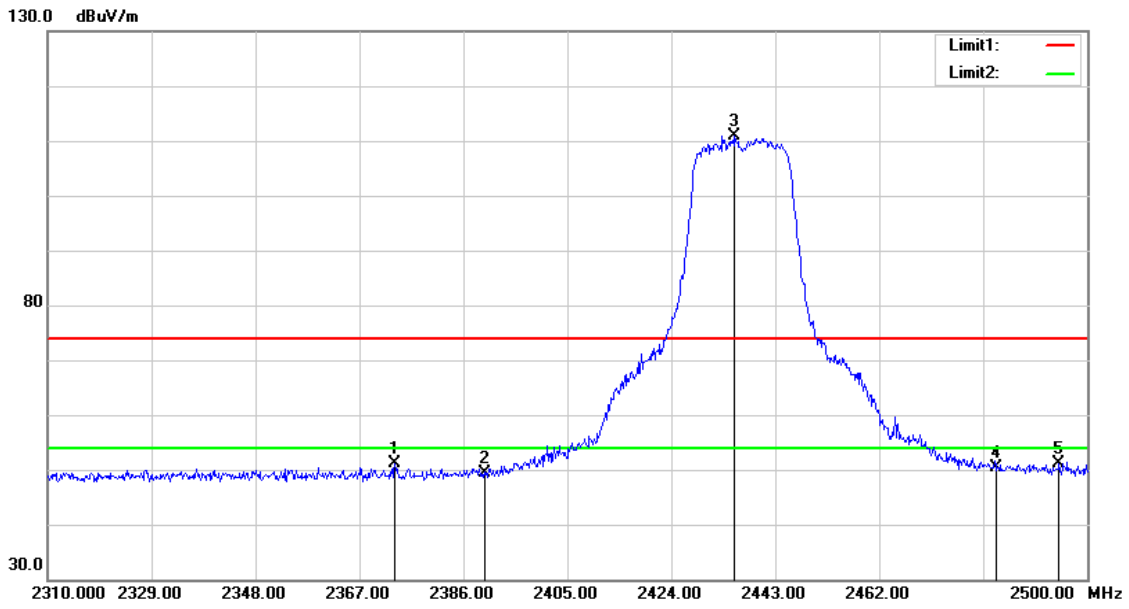

No.	Frequency (MHz)	Reading (dBuV)	Correct Factor (dB/m)	Result (dBuV/m)	Limit (dBuV/m)	Margin (dB)	Remark
1	2373.460	58.92	-7.78	51.14	74.00	-22.86	peak
2	2390.000	56.99	-7.72	49.27	74.00	-24.73	peak
3	2435.590	118.51	-7.53	110.98	--	--	peak
4	2483.500	57.83	-7.34	50.49	74.00	-23.51	peak
5	2494.870	58.51	-7.29	51.22	74.00	-22.78	peak

Note:1.Result (dBuV/m) = Correct Factor (dB/m) + Reading(dBuV).

2.Correction factor (dB/m) = Antenna Factor (dB/m) + Cable loss (dB) – Pre-Amplifier gain (dB).

3.When the peak results are less than average limit, so not need to evaluate the average.

Standard:	FCC Part 15.247	Test Distance:	3 m
Test item:	Band edge		
Frequency:	2437 MHz		
Mode:	Mode 6		
Ant.Polar.:	Vertical		

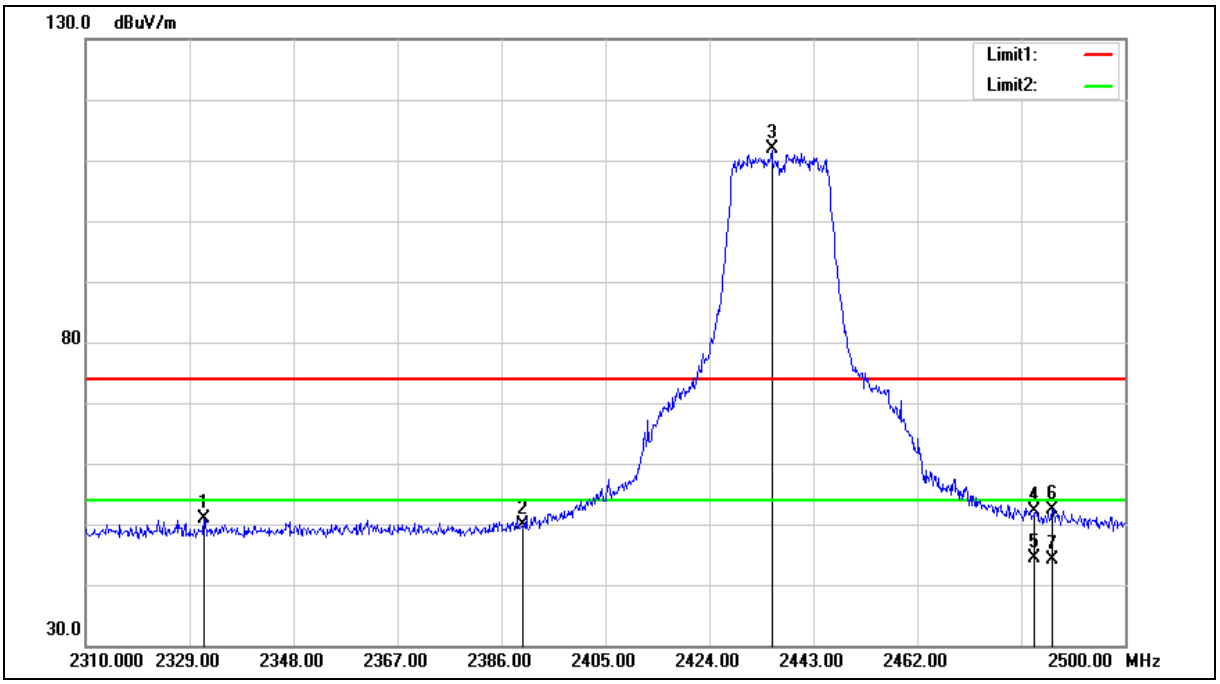

Standard:	FCC Part 15.247	Test Distance:	3 m
Test item:	Band edge		
Frequency:	2437 MHz		
Mode:	Mode 6		
Ant.Polar.:	Vertical		

No.	Frequency (MHz)	Reading (dBuV)	Correct Factor (dB/m)	Result (dBuV/m)	Limit (dBuV/m)	Margin (dB)	Remark
1	2331.660	58.93	-7.96	50.97	74.00	-23.03	peak
2	2390.000	57.71	-7.72	49.99	74.00	-24.01	peak
3	2435.400	119.42	-7.53	111.89	--	--	peak
4	2483.500	59.52	-7.34	52.18	74.00	-21.82	peak
5	2483.500	51.60	-7.34	44.26	54.00	-9.74	AVG
6	2486.700	59.81	-7.32	52.49	74.00	-21.51	peak
7	2486.700	51.49	-7.32	44.17	54.00	-9.83	AVG

Note:1.Result (dBuV/m) = Correct Factor (dB/m) + Reading(dBuV).

2.Correction factor (dB/m) = Antenna Factor (dB/m) + Cable loss (dB) – Pre-Amplifier gain (dB).

3.When the peak results are less than average limit, so not need to evaluate the average.

Standard:	FCC Part 15.247	Test Distance:	3 m
Test item:	Band edge		
Frequency:	2462 MHz		
Mode:	Mode 6		
Ant.Polar.:	Horizontal		

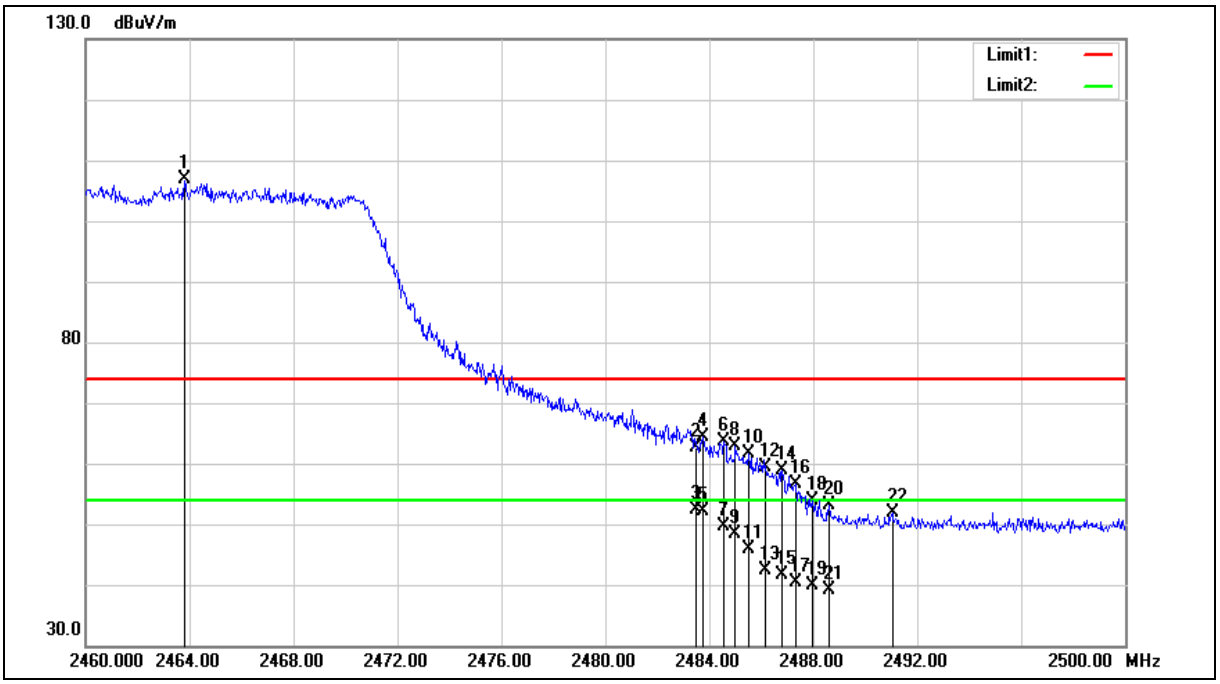

Standard:	FCC Part 15.247	Test Distance:	3 m
Test item:	Band edge		
Frequency:	2462 MHz		
Mode:	Mode 6		
Ant.Polar.:	Horizontal		

No.	Frequency (MHz)	Reading (dBuV)	Correct Factor (dB/m)	Result (dBuV/m)	Limit (dBuV/m)	Margin (dB)	Remark
1	2463.800	114.31	-7.42	106.89	--	--	peak
2	2483.500	69.88	-7.34	62.54	74.00	-11.46	peak
3	2483.500	59.62	-7.34	52.28	54.00	-1.72	AVG
4	2483.760	71.76	-7.34	64.42	74.00	-9.58	peak
5	2483.760	59.43	-7.34	52.09	54.00	-1.91	AVG
6	2484.560	70.95	-7.34	63.61	74.00	-10.39	peak
7	2484.560	56.94	-7.34	49.60	54.00	-4.40	AVG
8	2485.000	70.11	-7.34	62.77	74.00	-11.23	peak
9	2485.000	55.61	-7.34	48.27	54.00	-5.73	AVG
10	2485.520	68.83	-7.32	61.51	74.00	-12.49	peak
11	2485.520	53.27	-7.32	45.95	54.00	-8.05	AVG
12	2486.160	66.82	-7.32	59.50	74.00	-14.50	peak
13	2486.160	49.60	-7.32	42.28	54.00	-11.72	AVG
14	2486.800	66.10	-7.32	58.78	74.00	-15.22	peak
15	2486.800	48.89	-7.32	41.57	54.00	-12.43	AVG
16	2487.320	63.95	-7.32	56.63	74.00	-17.37	peak
17	2487.320	47.68	-7.32	40.36	54.00	-13.64	AVG
18	2487.960	61.25	-7.32	53.93	74.00	-20.07	peak
19	2487.960	47.24	-7.32	39.92	54.00	-14.08	AVG
20	2488.600	60.36	-7.31	53.05	74.00	-20.95	peak
21	2488.600	46.46	-7.31	39.15	54.00	-14.85	AVG
22	2491.040	59.10	-7.31	51.79	74.00	-22.21	peak

Note:1.Result (dBuV/m) = Correct Factor (dB/m) + Reading(dBuV).

2.Correction factor (dB/m) = Antenna Factor (dB/m) + Cable loss (dB) – Pre-Amplifier gain (dB).

3.When the peak results are less than average limit, so not need to evaluate the average.

Standard:	FCC Part 15.407	Test Distance:	3 m
Test item:	Band edge		
Frequency:	2462 MHz		
Mode:	Mode 6		
Ant.Polar.:	Vertical		

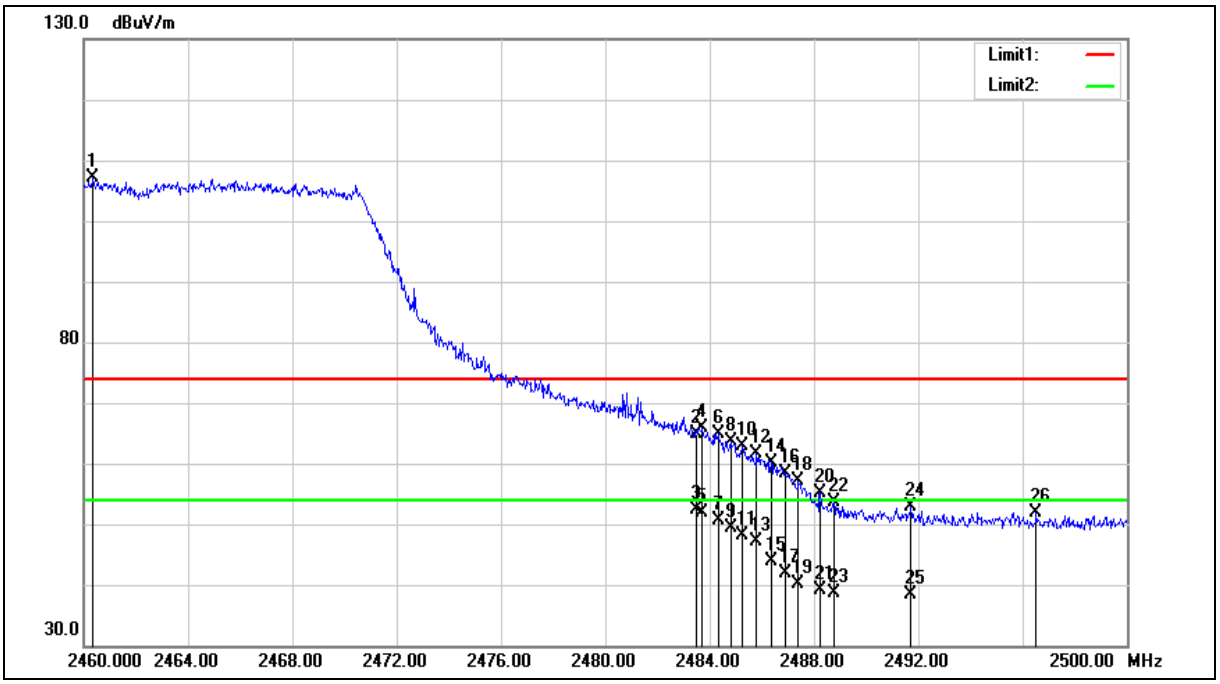

Standard:	FCC Part 15.407	Test Distance:	3 m
Test item:	Band edge		
Frequency:	2462 MHz		
Mode:	Mode 6		
Ant.Polar.:	Vertical		

No.	Frequency (MHz)	Reading (dBuV)	Correct Factor (dB/m)	Result (dBuV/m)	Limit (dBuV/m)	Margin (dB)	Remark
1	2460.360	114.60	-7.43	107.17	--	--	peak
2	2483.500	72.22	-7.34	64.88	74.00	-9.12	peak
3	2483.500	59.79	-7.34	52.45	54.00	-1.55	AVG
4	2483.720	73.21	-7.34	65.87	74.00	-8.13	peak
5	2483.720	59.28	-7.34	51.94	54.00	-2.06	AVG
6	2484.320	72.22	-7.34	64.88	74.00	-9.12	peak
7	2484.320	57.91	-7.34	50.57	54.00	-3.43	AVG
8	2484.800	70.89	-7.34	63.55	74.00	-10.45	peak
9	2484.800	56.62	-7.34	49.28	54.00	-4.72	AVG
10	2485.240	70.23	-7.33	62.90	74.00	-11.10	peak
11	2485.240	55.42	-7.33	48.09	54.00	-5.91	AVG
12	2485.800	68.95	-7.32	61.63	74.00	-12.37	peak
13	2485.800	54.54	-7.32	47.22	54.00	-6.78	AVG
14	2486.360	67.48	-7.32	60.16	74.00	-13.84	peak
15	2486.360	51.13	-7.32	43.81	54.00	-10.19	AVG
16	2486.880	65.76	-7.32	58.44	74.00	-15.56	peak
17	2486.880	49.11	-7.32	41.79	54.00	-12.21	AVG
18	2487.400	64.39	-7.32	57.07	74.00	-16.93	peak
19	2487.400	47.40	-7.32	40.08	54.00	-13.92	AVG
20	2488.240	62.51	-7.32	55.19	74.00	-18.81	peak
21	2488.240	46.38	-7.32	39.06	54.00	-14.94	AVG
22	2488.760	60.93	-7.31	53.62	74.00	-20.38	peak
23	2488.760	45.82	-7.31	38.51	54.00	-15.49	AVG
24	2491.720	60.14	-7.30	52.84	74.00	-21.16	peak

Standard:	FCC Part 15.407	Test Distance:	3 m
Test item:	Band edge		
Frequency:	2462 MHz		
Mode:	Mode 6		
Ant.Polar.:	Vertical		

No.	Frequency (MHz)	Reading (dBuV)	Correct Factor (dB/m)	Result (dBuV/m)	Limit (dBuV/m)	Margin (dB)	Remark
25	2491.720	45.73	-7.30	38.43	54.00	-15.57	AVG
26	2496.520	59.14	-7.28	51.86	74.00	-22.14	peak

Note:1.Result (dBuV/m) = Correct Factor (dB/m) + Reading(dBuV).

2.Correction factor (dB/m) = Antenna Factor (dB/m) + Cable loss (dB) – Pre-Amplifier gain (dB).

3.When the peak results are less than average limit, so not need to evaluate the average.

Standard:	FCC Part 15.247	Test Distance:	3 m
Test item:	Band edge		
Frequency:	2422 MHz		
Mode:	Mode 7		
Ant.Polar.:	Horizontal		

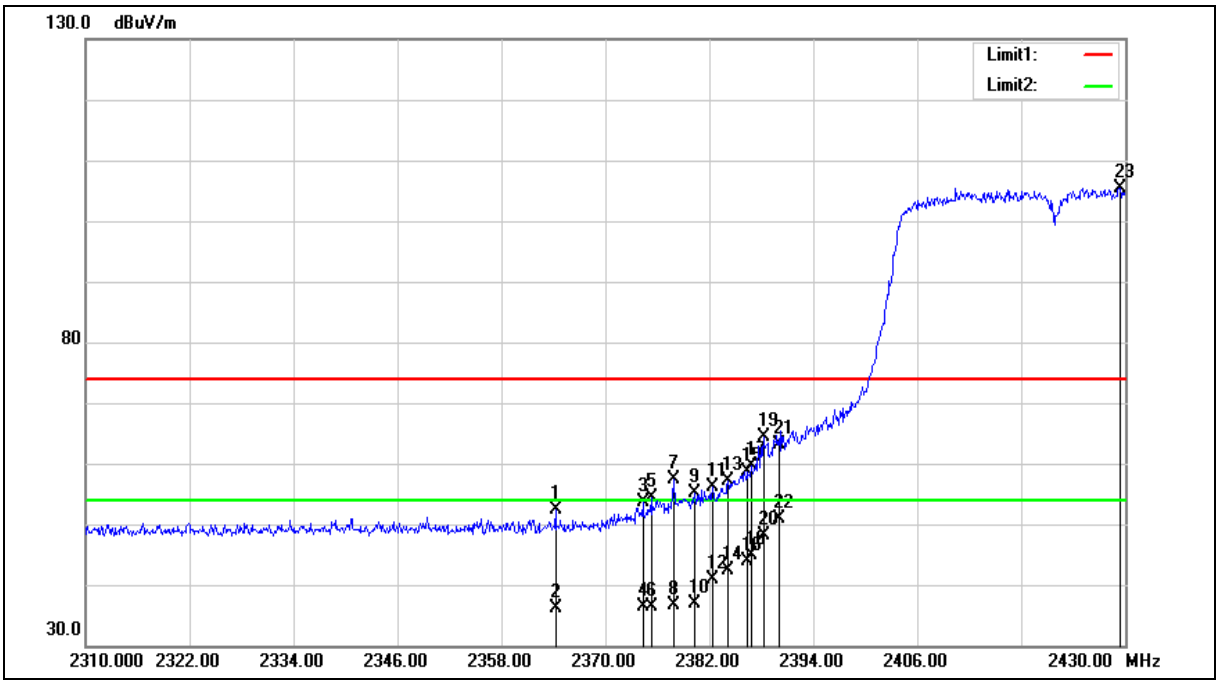

Standard:	FCC Part 15.247	Test Distance:	3 m
Test item:	Band edge		
Frequency:	2422 MHz		
Mode:	Mode 7		
Ant.Polar.:	Horizontal		

No.	Frequency (MHz)	Reading (dBuV)	Correct Factor (dB/m)	Result (dBuV/m)	Limit (dBuV/m)	Margin (dB)	Remark
1	2364.240	60.19	-7.83	52.36	74.00	-21.64	peak
2	2364.240	43.99	-7.83	36.16	54.00	-17.84	AVG
3	2374.320	61.46	-7.78	53.68	74.00	-20.32	peak
4	2374.320	44.10	-7.78	36.32	54.00	-17.68	AVG
5	2375.280	62.14	-7.77	54.37	74.00	-19.63	peak
6	2375.280	44.26	-7.77	36.49	54.00	-17.51	AVG
7	2377.920	65.26	-7.77	57.49	74.00	-16.51	peak
8	2377.920	44.47	-7.77	36.70	54.00	-17.30	AVG
9	2380.320	62.93	-7.76	55.17	74.00	-18.83	peak
10	2380.320	44.60	-7.76	36.84	54.00	-17.16	AVG
11	2382.360	63.95	-7.75	56.20	74.00	-17.80	peak
12	2382.360	48.52	-7.75	40.77	54.00	-13.23	AVG
13	2384.160	64.78	-7.75	57.03	74.00	-16.97	peak
14	2384.160	50.11	-7.75	42.36	54.00	-11.64	AVG
15	2386.320	66.42	-7.73	58.69	74.00	-15.31	peak
16	2386.320	51.64	-7.73	43.91	54.00	-10.09	AVG
17	2386.800	67.29	-7.73	59.56	74.00	-14.44	peak
18	2386.800	52.52	-7.73	44.79	54.00	-9.21	AVG
19	2388.240	72.14	-7.73	64.41	74.00	-9.59	peak
20	2388.240	55.82	-7.73	48.09	54.00	-5.91	AVG
21	2390.000	70.85	-7.72	63.13	74.00	-10.87	peak
22	2390.000	58.59	-7.72	50.87	54.00	-3.13	AVG
23	2429.400	113.00	-7.55	105.45	--	--	peak

Note:1.Result (dBuV/m) = Correct Factor (dB/m) + Reading(dBuV).

2.Correction factor (dB/m) = Antenna Factor (dB/m) + Cable loss (dB) – Pre-Amplifier gain (dB).

3.When the peak results are less than average limit, so not need to evaluate the average.

Standard:	FCC Part 15.247	Test Distance:	3 m
Test item:	Band edge		
Frequency:	2422 MHz		
Mode:	Mode 7		
Ant.Polar.:	Vertical		

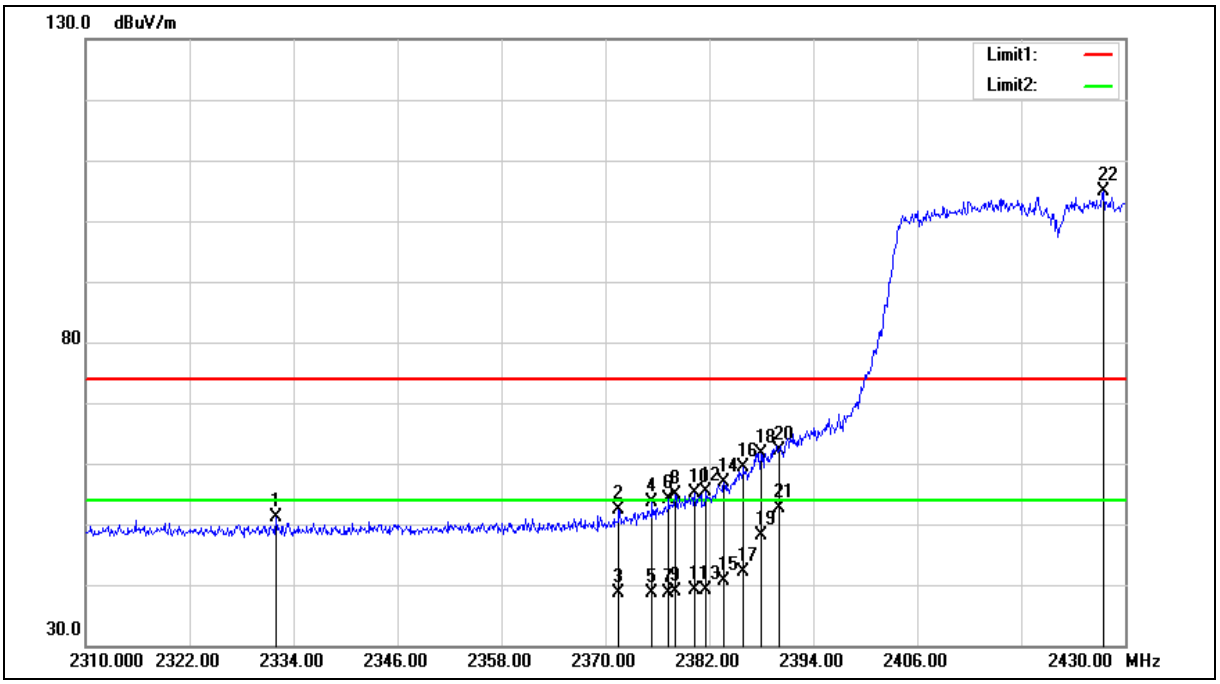

Standard:	FCC Part 15.247	Test Distance:	3 m
Test item:	Band edge		
Frequency:	2422 MHz		
Mode:	Mode 7		
Ant.Polar.:	Vertical		

No.	Frequency (MHz)	Reading (dBuV)	Correct Factor (dB/m)	Result (dBuV/m)	Limit (dBuV/m)	Margin (dB)	Remark
1	2331.960	59.16	-7.95	51.21	74.00	-22.79	peak
2	2371.560	60.23	-7.80	52.43	74.00	-21.57	peak
3	2371.560	46.34	-7.80	38.54	54.00	-15.46	AVG
4	2375.400	61.32	-7.77	53.55	74.00	-20.45	peak
5	2375.400	46.37	-7.77	38.60	54.00	-15.40	AVG
6	2377.320	61.87	-7.77	54.10	74.00	-19.90	peak
7	2377.320	46.50	-7.77	38.73	54.00	-15.27	AVG
8	2378.040	62.53	-7.77	54.76	74.00	-19.24	peak
9	2378.040	46.69	-7.77	38.92	54.00	-15.08	AVG
10	2380.320	62.81	-7.76	55.05	74.00	-18.95	peak
11	2380.320	46.79	-7.76	39.03	54.00	-14.97	AVG
12	2381.640	63.10	-7.76	55.34	74.00	-18.66	peak
13	2381.640	46.88	-7.76	39.12	54.00	-14.88	AVG
14	2383.680	64.69	-7.75	56.94	74.00	-17.06	peak
15	2383.680	48.34	-7.75	40.59	54.00	-13.41	AVG
16	2385.960	67.01	-7.73	59.28	74.00	-14.72	peak
17	2385.960	49.77	-7.73	42.04	54.00	-11.96	AVG
18	2388.000	69.41	-7.73	61.68	74.00	-12.32	peak
19	2388.000	55.98	-7.73	48.25	54.00	-5.75	AVG
20	2390.000	69.81	-7.72	62.09	74.00	-11.91	peak
21	2390.000	60.29	-7.72	52.57	54.00	-1.43	AVG
22	2427.480	112.56	-7.56	105.00	--	--	peak

Note:1.Result (dBuV/m) = Correct Factor (dB/m) + Reading(dBuV).

2.Correction factor (dB/m) = Antenna Factor (dB/m) + Cable loss (dB) – Pre-Amplifier gain (dB).

3.When the peak results are less than average limit, so not need to evaluate the average.

Standard:	FCC Part 15.407	Test Distance:	3 m
Test item:	Band edge		
Frequency:	2437 MHz		
Mode:	Mode 7		
Ant.Polar.:	Horizontal		

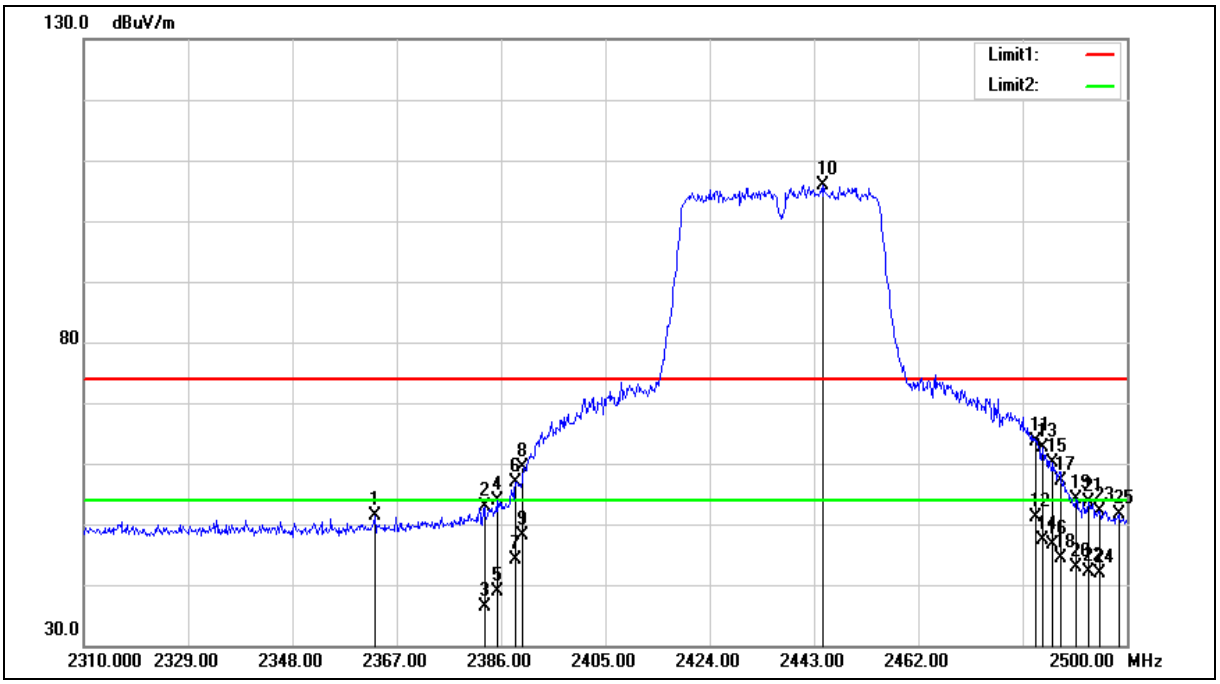

Standard:	FCC Part 15.407	Test Distance:	3 m
Test item:	Band edge		
Frequency:	2437 MHz		
Mode:	Mode 7		
Ant.Polar.:	Horizontal		

No.	Frequency (MHz)	Reading (dBuV)	Correct Factor (dB/m)	Result (dBuV/m)	Limit (dBuV/m)	Margin (dB)	Remark
1	2363.010	59.19	-7.83	51.36	74.00	-22.64	peak
2	2382.960	60.73	-7.75	52.98	74.00	-21.02	peak
3	2382.960	44.19	-7.75	36.44	54.00	-17.56	AVG
4	2385.240	61.60	-7.73	53.87	74.00	-20.13	peak
5	2385.240	46.66	-7.73	38.93	54.00	-15.07	AVG
6	2388.660	64.53	-7.72	56.81	74.00	-17.19	peak
7	2388.660	51.94	-7.72	44.22	54.00	-9.78	AVG
8	2390.000	67.21	-7.72	59.49	74.00	-14.51	peak
9	2390.000	55.82	-7.72	48.10	54.00	-5.90	AVG
10	2444.710	113.37	-7.50	105.87	--	--	peak
11	2483.500	71.02	-7.34	63.68	74.00	-10.32	peak
12	2483.500	58.53	-7.34	51.19	54.00	-2.81	AVG
13	2484.610	69.95	-7.34	62.61	74.00	-11.39	peak
14	2484.610	54.62	-7.34	47.28	54.00	-6.72	AVG
15	2486.510	67.37	-7.32	60.05	74.00	-13.95	peak
16	2486.510	54.03	-7.32	46.71	54.00	-7.29	AVG
17	2488.030	64.53	-7.32	57.21	74.00	-16.79	peak
18	2488.030	51.58	-7.32	44.26	54.00	-9.74	AVG
19	2490.690	61.55	-7.31	54.24	74.00	-19.76	peak
20	2490.690	50.15	-7.31	42.84	54.00	-11.16	AVG
21	2492.970	60.95	-7.30	53.65	74.00	-20.35	peak
22	2492.970	49.49	-7.30	42.19	54.00	-11.81	AVG
23	2495.060	59.44	-7.28	52.16	74.00	-21.84	peak
24	2495.060	49.04	-7.28	41.76	54.00	-12.24	AVG
25	2498.480	59.02	-7.27	51.75	74.00	-22.25	peak

Note:1.Result (dBuV/m) = Correct Factor (dB/m) + Reading(dBuV).

2.Correction factor (dB/m) = Antenna Factor (dB/m) + Cable loss (dB) – Pre-Amplifier gain (dB).

3.When the peak results are less than average limit, so not need to evaluate the average.

Standard:	FCC Part 15.247	Test Distance:	3 m
Test item:	Band edge		
Frequency:	2437 MHz		
Mode:	Mode 7		
Ant.Polar.:	Vertical		

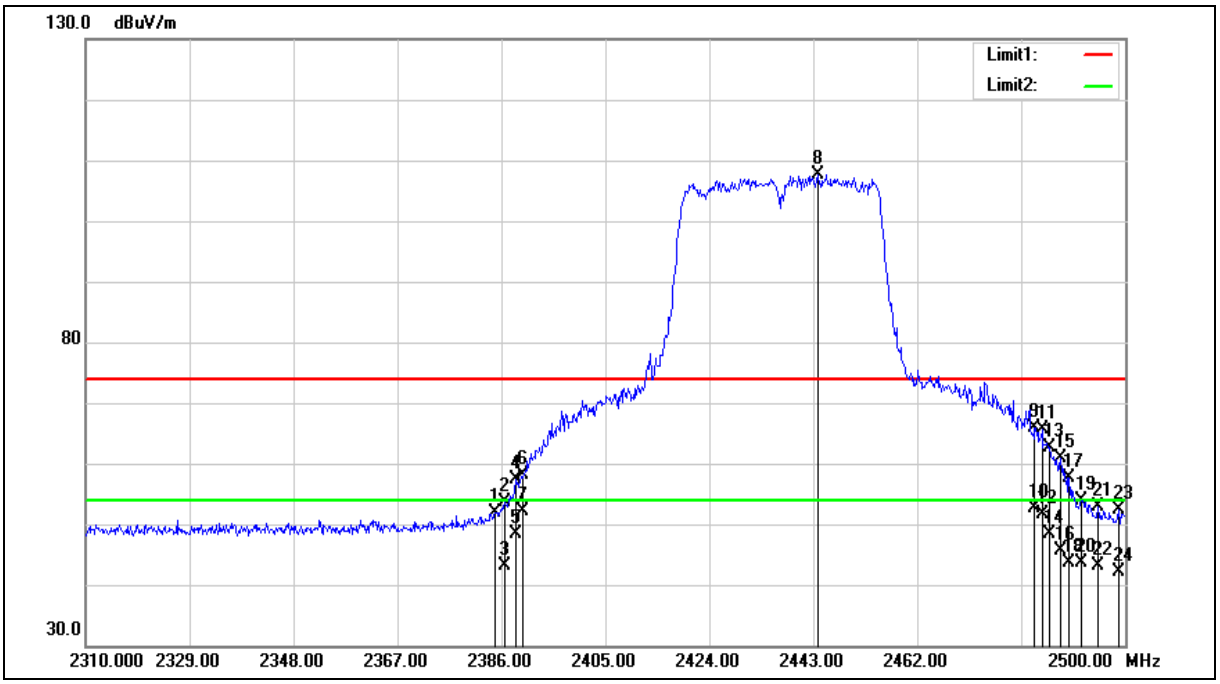

Standard:	FCC Part 15.247	Test Distance:	3 m
Test item:	Band edge		
Frequency:	2437 MHz		
Mode:	Mode 7		
Ant.Polar.:	Vertical		

No.	Frequency (MHz)	Reading (dBuV)	Correct Factor (dB/m)	Result (dBuV/m)	Limit (dBuV/m)	Margin (dB)	Remark
1	2384.860	59.55	-7.75	51.80	74.00	-22.20	peak
2	2386.570	61.36	-7.73	53.63	74.00	-20.37	peak
3	2386.570	50.82	-7.73	43.09	54.00	-10.91	AVG
4	2388.660	65.06	-7.72	57.34	74.00	-16.66	peak
5	2388.660	56.06	-7.72	48.34	54.00	-5.66	AVG
6	2390.000	65.86	-7.72	58.14	74.00	-15.86	peak
7	2390.000	59.95	-7.72	52.23	54.00	-1.77	AVG
8	2443.760	115.06	-7.50	107.56	--	--	peak
9	2483.500	73.25	-7.34	65.91	74.00	-8.09	peak
10	2483.500	59.99	-7.34	52.65	54.00	-1.35	AVG
11	2484.800	72.98	-7.34	65.64	74.00	-8.36	peak
12	2484.800	58.91	-7.34	51.57	54.00	-2.43	AVG
13	2486.130	69.95	-7.32	62.63	74.00	-11.37	peak
14	2486.130	55.74	-7.32	48.42	54.00	-5.58	AVG
15	2488.220	68.29	-7.32	60.97	74.00	-13.03	peak
16	2488.220	52.95	-7.32	45.63	54.00	-8.37	AVG
17	2489.740	64.97	-7.31	57.66	74.00	-16.34	peak
18	2489.740	50.93	-7.31	43.62	54.00	-10.38	AVG
19	2492.020	61.26	-7.30	53.96	74.00	-20.04	peak
20	2492.020	50.81	-7.30	43.51	54.00	-10.49	AVG
21	2495.060	60.14	-7.28	52.86	74.00	-21.14	peak
22	2495.060	50.33	-7.28	43.05	54.00	-10.95	AVG
23	2498.860	59.63	-7.27	52.36	74.00	-21.64	peak
24	2498.860	49.36	-7.27	42.09	54.00	-11.91	AVG

Note:1.Result (dBuV/m) = Correct Factor (dB/m) + Reading(dBuV).

2.Correction factor (dB/m) = Antenna Factor (dB/m) + Cable loss (dB) – Pre-Amplifier gain (dB).

3.When the peak results are less than average limit, so not need to evaluate the average.

Standard:	FCC Part 15.407	Test Distance:	3 m
Test item:	Band edge		
Frequency:	2452 MHz		
Mode:	Mode 7		
Ant.Polar.:	Horizontal		

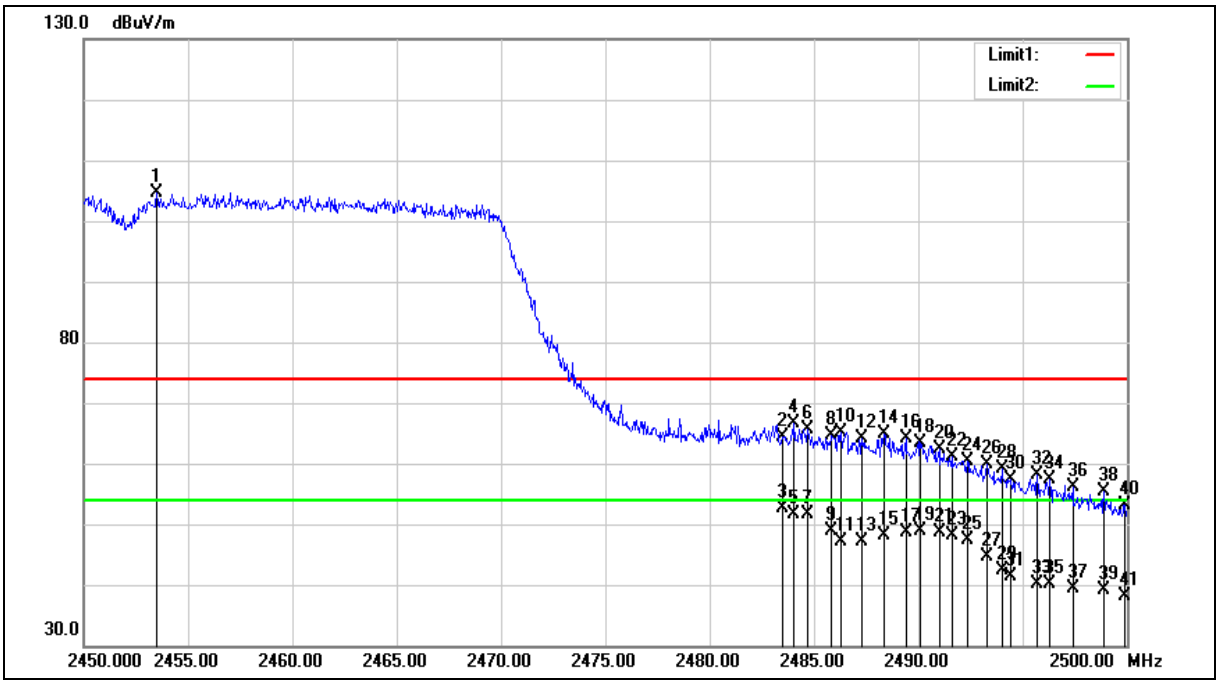

Standard:	FCC Part 15.407	Test Distance:	3 m
Test item:	Band edge		
Frequency:	2452 MHz		
Mode:	Mode 7		
Ant.Polar.:	Horizontal		

No.	Frequency (MHz)	Reading (dBuV)	Correct Factor (dB/m)	Result (dBuV/m)	Limit (dBuV/m)	Margin (dB)	Remark
1	2453.500	112.14	-7.46	104.68	--	--	peak
2	2483.500	71.83	-7.34	64.49	74.00	-9.51	peak
3	2483.500	59.95	-7.34	52.61	54.00	-1.39	AVG
4	2484.050	74.03	-7.34	66.69	74.00	-7.31	peak
5	2484.050	59.06	-7.34	51.72	54.00	-2.28	AVG
6	2484.700	72.90	-7.34	65.56	74.00	-8.44	peak
7	2484.700	58.85	-7.34	51.51	54.00	-2.49	AVG
8	2485.850	71.85	-7.32	64.53	74.00	-9.47	peak
9	2485.850	56.12	-7.32	48.80	54.00	-5.20	AVG
10	2486.300	72.51	-7.32	65.19	74.00	-8.81	peak
11	2486.300	54.57	-7.32	47.25	54.00	-6.75	AVG
12	2487.300	71.56	-7.32	64.24	74.00	-9.76	peak
13	2487.300	54.40	-7.32	47.08	54.00	-6.92	AVG
14	2488.350	72.14	-7.31	64.83	74.00	-9.17	peak
15	2488.350	55.33	-7.31	48.02	54.00	-5.98	AVG
16	2489.400	71.35	-7.31	64.04	74.00	-9.96	peak
17	2489.400	56.01	-7.31	48.70	54.00	-5.30	AVG
18	2490.100	70.57	-7.31	63.26	74.00	-10.74	peak
19	2490.100	56.23	-7.31	48.92	54.00	-5.08	AVG
20	2491.000	69.63	-7.31	62.32	74.00	-11.68	peak
21	2491.000	55.86	-7.31	48.55	54.00	-5.45	AVG
22	2491.600	68.35	-7.31	61.04	74.00	-12.96	peak
23	2491.600	55.43	-7.31	48.12	54.00	-5.88	AVG
24	2492.350	67.76	-7.30	60.46	74.00	-13.54	peak
25	2492.350	54.58	-7.30	47.28	54.00	-6.72	AVG
26	2493.300	67.20	-7.29	59.91	74.00	-14.09	peak
27	2493.300	52.04	-7.29	44.75	54.00	-9.25	AVG

Standard:	FCC Part 15.407	Test Distance:	3 m
Test item:	Band edge		
Frequency:	2452 MHz		
Mode:	Mode 7		
Ant.Polar.:	Horizontal		

No.	Frequency (MHz)	Reading (dBuV)	Correct Factor (dB/m)	Result (dBuV/m)	Limit (dBuV/m)	Margin (dB)	Remark
28	2494.000	66.39	-7.29	59.10	74.00	-14.90	peak
29	2494.000	49.57	-7.29	42.28	54.00	-11.72	AVG
30	2494.450	64.57	-7.29	57.28	74.00	-16.72	peak
31	2494.450	48.78	-7.29	41.49	54.00	-12.51	AVG
32	2495.700	65.42	-7.28	58.14	74.00	-15.86	peak
33	2495.700	47.45	-7.28	40.17	54.00	-13.83	AVG
34	2496.300	64.54	-7.28	57.26	74.00	-16.74	peak
35	2496.300	47.37	-7.28	40.09	54.00	-13.91	AVG
36	2497.400	63.29	-7.28	56.01	74.00	-17.99	peak
37	2497.400	46.54	-7.28	39.26	54.00	-14.74	AVG
38	2498.900	62.54	-7.27	55.27	74.00	-18.73	peak
39	2498.900	46.37	-7.27	39.10	54.00	-14.90	AVG
40	2499.900	60.39	-7.27	53.12	74.00	-20.88	peak
41	2499.900	45.45	-7.27	38.18	54.00	-15.82	AVG

Note:1.Result (dBuV/m) = Correct Factor (dB/m) + Reading(dBuV).

2.Correction factor (dB/m) = Antenna Factor (dB/m) + Cable loss (dB) – Pre-Amplifier gain (dB).

3.When the peak results are less than average limit, so not need to evaluate the average.

Standard:	FCC Part 15.407	Test Distance:	3 m
Test item:	Band edge		
Frequency:	2452 MHz		
Mode:	Mode 7		
Ant.Polar.:	Vertical		

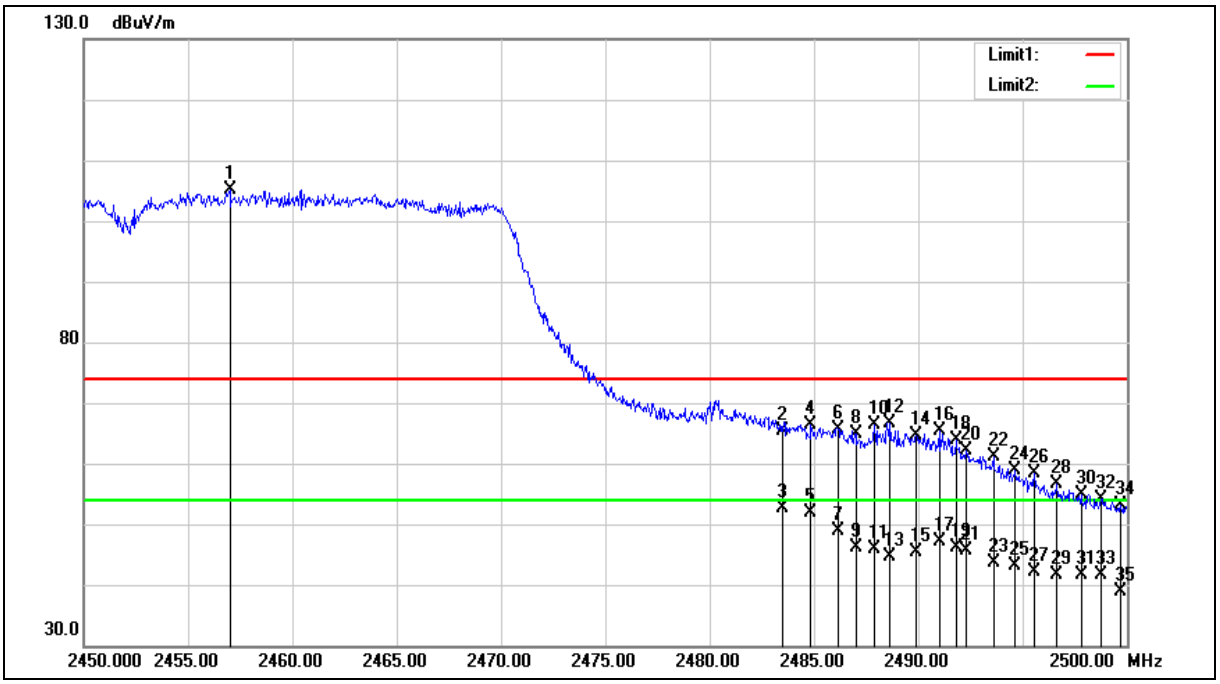

Standard:	FCC Part 15.407	Test Distance:	3 m
Test item:	Band edge		
Frequency:	2452 MHz		
Mode:	Mode 7		
Ant.Polar.:	Vertical		

No.	Frequency (MHz)	Reading (dBuV)	Correct Factor (dB/m)	Result (dBuV/m)	Limit (dBuV/m)	Margin (dB)	Remark
1	2457.000	112.48	-7.44	105.04	--	--	peak
2	2483.500	72.61	-7.34	65.27	74.00	-8.73	peak
3	2483.500	59.96	-7.34	52.62	54.00	-1.38	AVG
4	2484.850	73.80	-7.34	66.46	74.00	-7.54	peak
5	2484.850	59.27	-7.34	51.93	54.00	-2.07	AVG
6	2486.150	72.85	-7.32	65.53	74.00	-8.47	peak
7	2486.150	56.13	-7.32	48.81	54.00	-5.19	AVG
8	2487.000	72.23	-7.32	64.91	74.00	-9.09	peak
9	2487.000	53.40	-7.32	46.08	54.00	-7.92	AVG
10	2487.900	73.67	-7.32	66.35	74.00	-7.65	peak
11	2487.900	53.11	-7.32	45.79	54.00	-8.21	AVG
12	2488.650	74.00	-7.31	66.69	74.00	-7.31	peak
13	2488.650	51.83	-7.31	44.52	54.00	-9.48	AVG
14	2489.900	72.00	-7.31	64.69	74.00	-9.31	peak
15	2489.900	52.57	-7.31	45.26	54.00	-8.74	AVG
16	2491.000	72.63	-7.31	65.32	74.00	-8.68	peak
17	2491.000	54.33	-7.31	47.02	54.00	-6.98	AVG
18	2491.800	71.11	-7.30	63.81	74.00	-10.19	peak
19	2491.800	53.37	-7.30	46.07	54.00	-7.93	AVG
20	2492.300	69.53	-7.30	62.23	74.00	-11.77	peak
21	2492.300	52.89	-7.30	45.59	54.00	-8.41	AVG
22	2493.600	68.43	-7.29	61.14	74.00	-12.86	peak
23	2493.600	50.89	-7.29	43.60	54.00	-10.40	AVG
24	2494.650	66.24	-7.29	58.95	74.00	-15.05	peak
25	2494.650	50.41	-7.29	43.12	54.00	-10.88	AVG
26	2495.550	65.60	-7.28	58.32	74.00	-15.68	peak
27	2495.550	49.36	-7.28	42.08	54.00	-11.92	AVG

Standard:	FCC Part 15.407	Test Distance:	3 m
Test item:	Band edge		
Frequency:	2452 MHz		
Mode:	Mode 7		
Ant.Polar.:	Vertical		

No.	Frequency (MHz)	Reading (dBuV)	Correct Factor (dB/m)	Result (dBuV/m)	Limit (dBuV/m)	Margin (dB)	Remark
28	2496.650	64.00	-7.28	56.72	74.00	-17.28	peak
29	2496.650	48.98	-7.28	41.70	54.00	-12.30	AVG
30	2497.800	62.20	-7.28	54.92	74.00	-19.08	peak
31	2497.800	48.82	-7.28	41.54	54.00	-12.46	AVG
32	2498.750	61.42	-7.27	54.15	74.00	-19.85	peak
33	2498.750	48.98	-7.27	41.71	54.00	-12.29	AVG
34	2499.700	60.35	-7.27	53.08	74.00	-20.92	peak
35	2499.700	46.22	-7.27	38.95	54.00	-15.05	AVG

Note:1.Result (dBuV/m) = Correct Factor (dB/m) + Reading(dBuV).

2.Correction factor (dB/m) = Antenna Factor (dB/m) + Cable loss (dB) – Pre-Amplifier gain (dB).

3.When the peak results are less than average limit, so not need to evaluate the average.

Standard:	FCC Part 15.247	Test Distance:	3 m
Test item:	Band edge		
Frequency:	2412 MHz		
Mode:	Mode 8		
Ant.Polar.:	Horizontal		

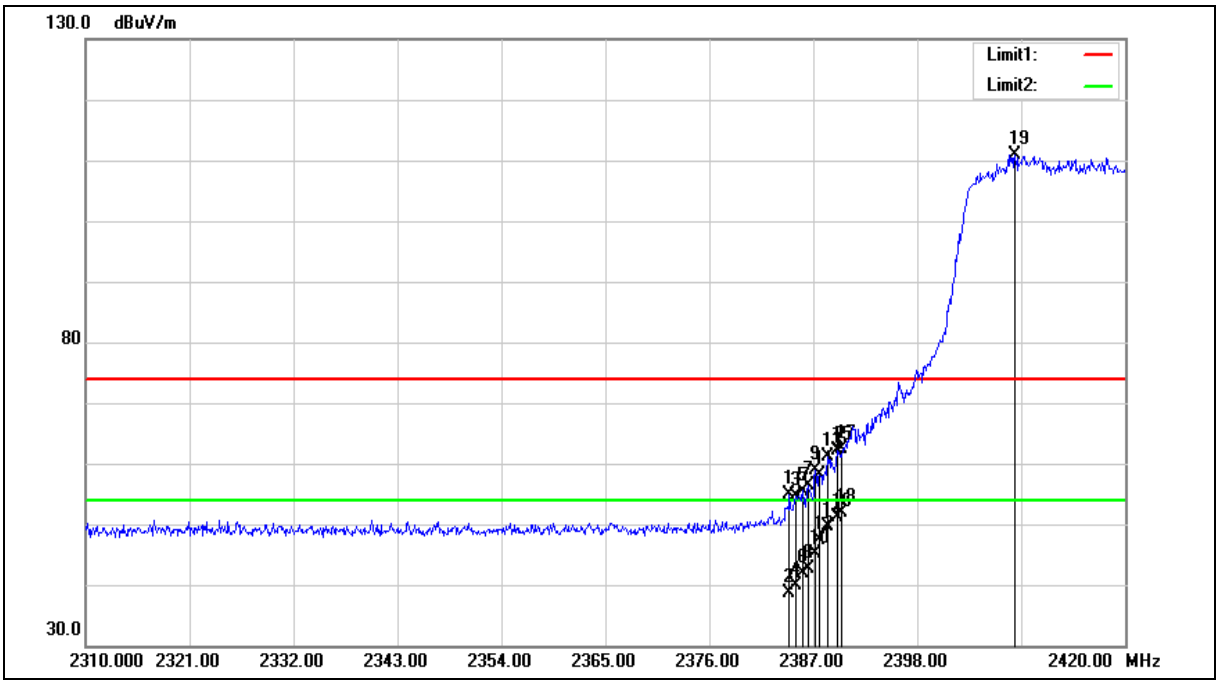

Standard:	FCC Part 15.247	Test Distance:	3 m
Test item:	Band edge		
Frequency:	2412 MHz		
Mode:	Mode 8		
Ant.Polar.:	Horizontal		

No.	Frequency (MHz)	Reading (dBuV)	Correct Factor (dB/m)	Result (dBuV/m)	Limit (dBuV/m)	Margin (dB)	Remark
1	2384.470	62.70	-7.75	54.95	74.00	-19.05	peak
2	2384.470	46.29	-7.75	38.54	54.00	-15.46	AVG
3	2385.130	62.44	-7.74	54.70	74.00	-19.30	peak
4	2385.130	47.71	-7.74	39.97	54.00	-14.03	AVG
5	2385.900	63.23	-7.73	55.50	74.00	-18.50	peak
6	2385.900	49.62	-7.73	41.89	54.00	-12.11	AVG
7	2386.450	64.01	-7.73	56.28	74.00	-17.72	peak
8	2386.450	50.40	-7.73	42.67	54.00	-11.33	AVG
9	2387.220	66.68	-7.73	58.95	74.00	-15.05	peak
10	2387.220	52.85	-7.73	45.12	54.00	-8.88	AVG
11	2387.660	65.74	-7.73	58.01	74.00	-15.99	peak
12	2387.660	55.21	-7.73	47.48	54.00	-6.52	AVG
13	2388.540	68.78	-7.72	61.06	74.00	-12.94	peak
14	2388.540	57.46	-7.72	49.74	54.00	-4.26	AVG
15	2389.530	69.86	-7.72	62.14	74.00	-11.86	peak
16	2389.530	58.96	-7.72	51.24	54.00	-2.76	AVG
17	2390.000	70.22	-7.72	62.50	74.00	-11.50	peak
18	2390.000	59.55	-7.72	51.83	54.00	-2.17	AVG
19	2408.340	118.54	-7.64	110.90	--	--	peak

Note:1.Result (dBuV/m) = Correct Factor (dB/m) + Reading(dBuV).

2.Correction factor (dB/m) = Antenna Factor (dB/m) + Cable loss (dB) – Pre-Amplifier gain (dB).

3.When the peak results are less than average limit, so not need to evaluate the average.

Standard:	FCC Part 15.247	Test Distance:	3 m
Test item:	Band edge		
Frequency:	2412 MHz		
Mode:	Mode 8		
Ant.Polar.:	Vertical		

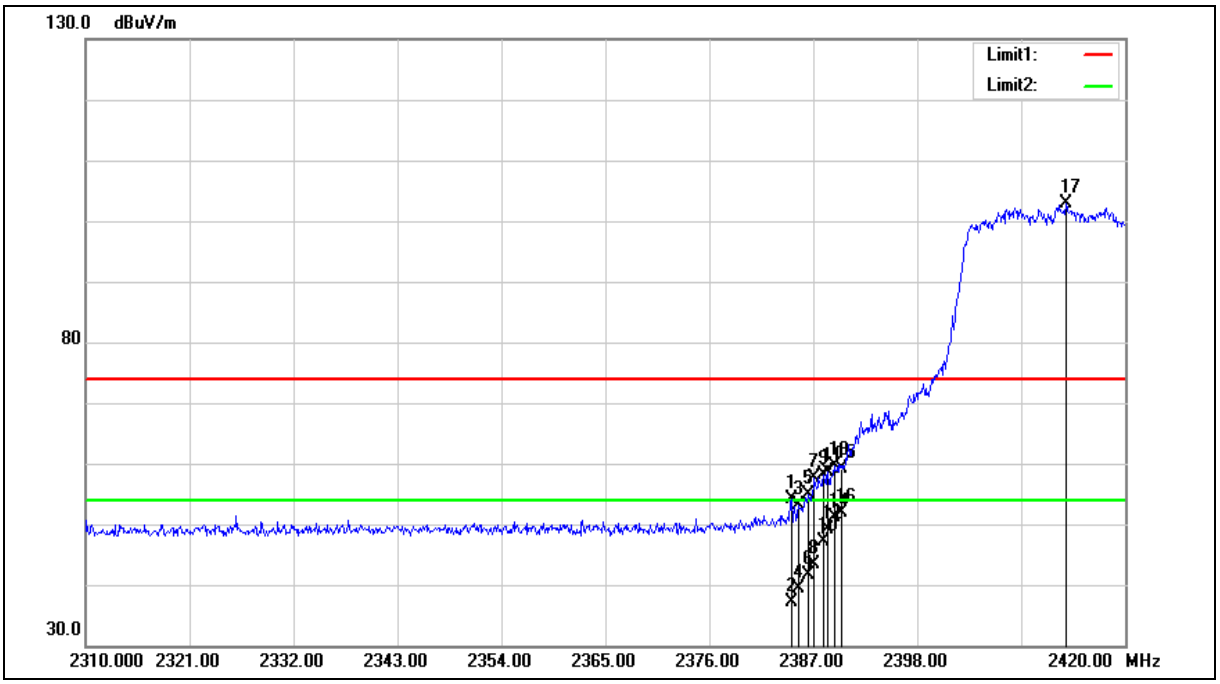

Standard:	FCC Part 15.247	Test Distance:	3 m
Test item:	Band edge		
Frequency:	2412 MHz		
Mode:	Mode 8		
Ant.Polar.:	Vertical		

No.	Frequency (MHz)	Reading (dBuV)	Correct Factor (dB/m)	Result (dBuV/m)	Limit (dBuV/m)	Margin (dB)	Remark
1	2384.690	61.89	-7.75	54.14	74.00	-19.86	peak
2	2384.690	44.99	-7.75	37.24	54.00	-16.76	AVG
3	2385.460	60.86	-7.73	53.13	74.00	-20.87	peak
4	2385.460	47.09	-7.73	39.36	54.00	-14.64	AVG
5	2386.450	62.68	-7.73	54.95	74.00	-19.05	peak
6	2386.450	49.29	-7.73	41.56	54.00	-12.44	AVG
7	2387.110	65.44	-7.73	57.71	74.00	-16.29	peak
8	2387.110	51.10	-7.73	43.37	54.00	-10.63	AVG
9	2388.100	65.95	-7.73	58.22	74.00	-15.78	peak
10	2388.100	54.85	-7.73	47.12	54.00	-6.88	AVG
11	2388.540	66.37	-7.72	58.65	74.00	-15.35	peak
12	2388.540	56.75	-7.72	49.03	54.00	-4.97	AVG
13	2389.200	67.33	-7.72	59.61	74.00	-14.39	peak
14	2389.200	58.77	-7.72	51.05	54.00	-2.95	AVG
15	2390.000	66.88	-7.72	59.16	74.00	-14.84	peak
16	2390.000	59.61	-7.72	51.89	54.00	-2.11	AVG
17	2413.730	110.41	-7.62	102.79	--	--	peak

Note:1.Result (dBuV/m) = Correct Factor (dB/m) + Reading(dBuV).

2.Correction factor (dB/m) = Antenna Factor (dB/m) + Cable loss (dB) – Pre-Amplifier gain (dB).

3.When the peak results are less than average limit, so not need to evaluate the average.

Standard:	FCC Part 15.247	Test Distance:	3 m
Test item:	Band edge		
Frequency:	2437 MHz		
Mode:	Mode 8		
Ant.Polar.:	Horizontal		

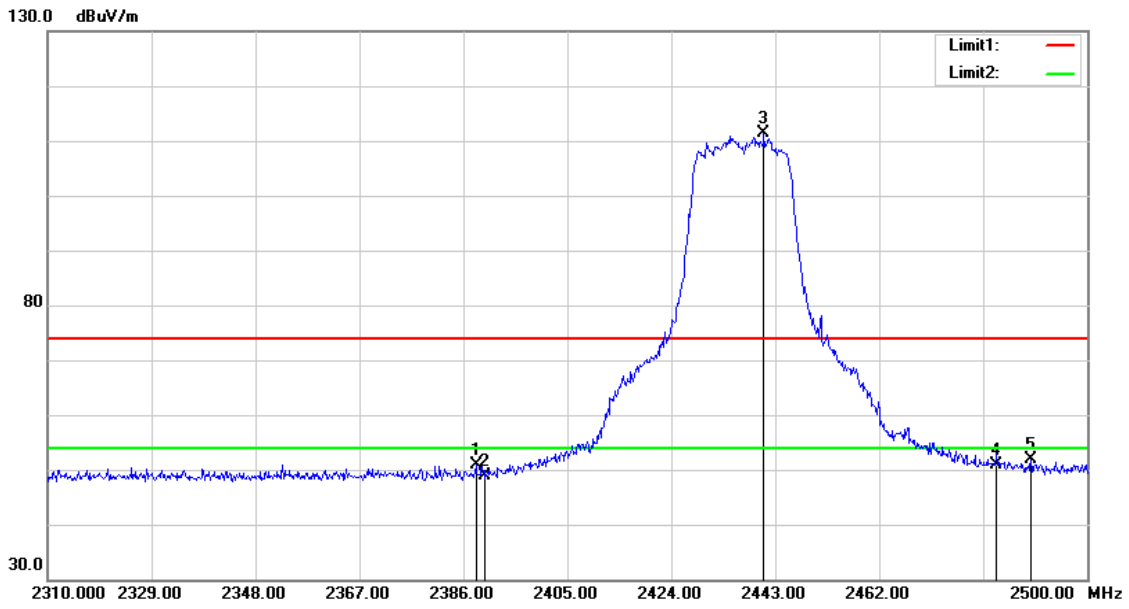

No.	Frequency (MHz)	Reading (dBuV)	Correct Factor (dB/m)	Result (dBuV/m)	Limit (dBuV/m)	Margin (dB)	Remark
1	2388.280	58.52	-7.73	50.79	74.00	-23.21	peak
2	2390.000	56.62	-7.72	48.90	74.00	-25.10	peak
3	2440.910	118.99	-7.51	111.48	--	--	peak
4	2483.500	58.22	-7.34	50.88	74.00	-23.12	peak
5	2489.740	59.20	-7.31	51.89	74.00	-22.11	peak

Note:1.Result (dBuV/m) = Correct Factor (dB/m) + Reading(dBuV).

2.Correction factor (dB/m) = Antenna Factor (dB/m) + Cable loss (dB) – Pre-Amplifier gain (dB).

3.When the peak results are less than average limit, so not need to evaluate the average.

Standard:	FCC Part 15.247	Test Distance:	3 m
Test item:	Band edge		
Frequency:	2437 MHz		
Mode:	Mode 8		
Ant.Polar.:	Vertical		

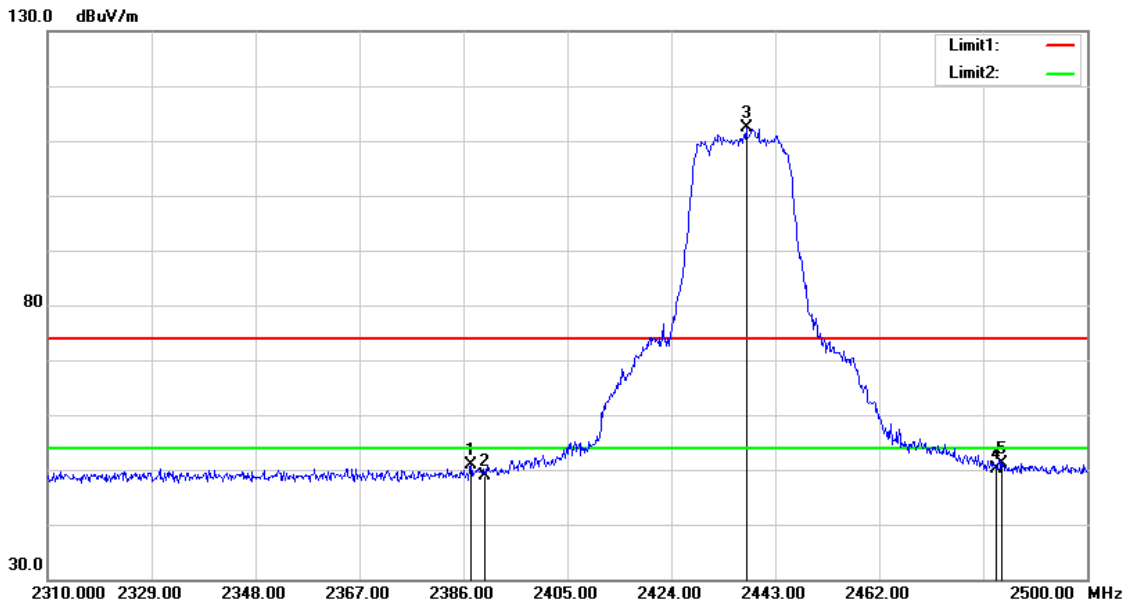

No.	Frequency (MHz)	Reading (dBuV)	Correct Factor (dB/m)	Result (dBuV/m)	Limit (dBuV/m)	Margin (dB)	Remark
1	2387.330	58.68	-7.73	50.95	74.00	-23.05	peak
2	2390.000	56.51	-7.72	48.79	74.00	-25.21	peak
3	2437.680	119.81	-7.53	112.28	--	--	peak
4	2483.500	57.54	-7.34	50.20	74.00	-23.80	peak
5	2484.420	58.54	-7.34	51.20	74.00	-22.80	peak

Note:1.Result (dBuV/m) = Correct Factor (dB/m) + Reading(dBuV).

2.Correction factor (dB/m) = Antenna Factor (dB/m) + Cable loss (dB) – Pre-Amplifier gain (dB).

3.When the peak results are less than average limit, so not need to evaluate the average.

Standard:	FCC Part 15.407	Test Distance:	3 m
Test item:	Band edge		
Frequency:	2462 MHz		
Mode:	Mode 8		
Ant.Polar.:	Horizontal		

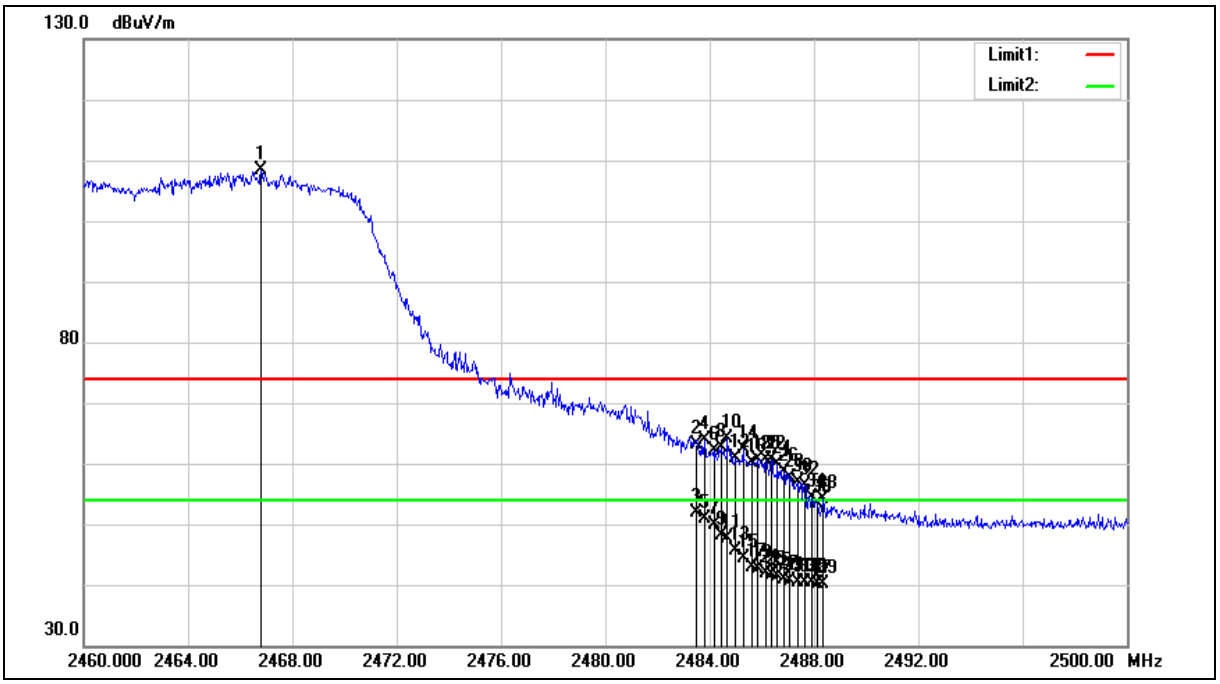

Standard:	FCC Part 15.407	Test Distance:	3 m
Test item:	Band edge		
Frequency:	2462 MHz		
Mode:	Mode 8		
Ant.Polar.:	Horizontal		

No.	Frequency (MHz)	Reading (dBuV)	Correct Factor (dB/m)	Result (dBuV/m)	Limit (dBuV/m)	Margin (dB)	Remark
1	2466.800	115.70	-7.40	108.30	--	--	peak
2	2483.500	70.56	-7.34	63.22	74.00	-10.78	peak
3	2483.500	59.13	-7.34	51.79	54.00	-2.21	AVG
4	2483.800	71.23	-7.34	63.89	74.00	-10.11	peak
5	2483.800	58.31	-7.34	50.97	54.00	-3.03	AVG
6	2484.200	69.52	-7.34	62.18	74.00	-11.82	peak
7	2484.200	57.17	-7.34	49.83	54.00	-4.17	AVG
8	2484.440	70.01	-7.34	62.67	74.00	-11.33	peak
9	2484.440	55.43	-7.34	48.09	54.00	-5.91	AVG
10	2484.680	71.39	-7.34	64.05	74.00	-9.95	peak
11	2484.680	54.86	-7.34	47.52	54.00	-6.48	AVG
12	2485.000	68.23	-7.34	60.89	74.00	-13.11	peak
13	2485.000	53.03	-7.34	45.69	54.00	-8.31	AVG
14	2485.280	69.59	-7.33	62.26	74.00	-11.74	peak
15	2485.280	51.80	-7.33	44.47	54.00	-9.53	AVG
16	2485.640	67.41	-7.32	60.09	74.00	-13.91	peak
17	2485.640	50.21	-7.32	42.89	54.00	-11.11	AVG
18	2485.840	67.88	-7.32	60.56	74.00	-13.44	peak
19	2485.840	49.87	-7.32	42.55	54.00	-11.45	AVG
20	2486.160	67.97	-7.32	60.65	74.00	-13.35	peak
21	2486.160	49.23	-7.32	41.91	54.00	-12.09	AVG
22	2486.360	67.92	-7.32	60.60	74.00	-13.40	peak
23	2486.360	48.94	-7.32	41.62	54.00	-12.38	AVG
24	2486.600	67.08	-7.32	59.76	74.00	-14.24	peak
25	2486.600	48.61	-7.32	41.29	54.00	-12.71	AVG
26	2486.840	65.92	-7.32	58.60	74.00	-15.40	peak
27	2486.840	48.30	-7.32	40.98	54.00	-13.02	AVG

Standard:	FCC Part 15.407	Test Distance:	3 m
Test item:	Band edge		
Frequency:	2462 MHz		
Mode:	Mode 8		
Ant.Polar.:	Horizontal		

No.	Frequency (MHz)	Reading (dBuV)	Correct Factor (dB/m)	Result (dBuV/m)	Limit (dBuV/m)	Margin (dB)	Remark
28	2487.080	64.94	-7.32	57.62	74.00	-16.38	peak
29	2487.080	47.99	-7.32	40.67	54.00	-13.33	AVG
30	2487.360	64.22	-7.32	56.90	74.00	-17.10	peak
31	2487.360	47.69	-7.32	40.37	54.00	-13.63	AVG
32	2487.640	63.74	-7.32	56.42	74.00	-17.58	peak
33	2487.640	47.65	-7.32	40.33	54.00	-13.67	AVG
34	2487.920	61.77	-7.32	54.45	74.00	-19.55	peak
35	2487.920	47.59	-7.32	40.27	54.00	-13.73	AVG
36	2488.120	60.69	-7.32	53.37	74.00	-20.63	peak
37	2488.120	47.55	-7.32	40.23	54.00	-13.77	AVG
38	2488.360	61.33	-7.31	54.02	74.00	-19.98	peak
39	2488.360	47.48	-7.31	40.17	54.00	-13.83	AVG

Note:1.Result (dBuV/m) = Correct Factor (dB/m) + Reading(dBuV).

2.Correction factor (dB/m) = Antenna Factor (dB/m) + Cable loss (dB) – Pre-Amplifier gain (dB).

3.When the peak results are less than average limit, so not need to evaluate the average.

Standard:	FCC Part 15.407	Test Distance:	3 m
Test item:	Band edge		
Frequency:	2462 MHz		
Mode:	Mode 8		
Ant.Polar.:	Vertical		

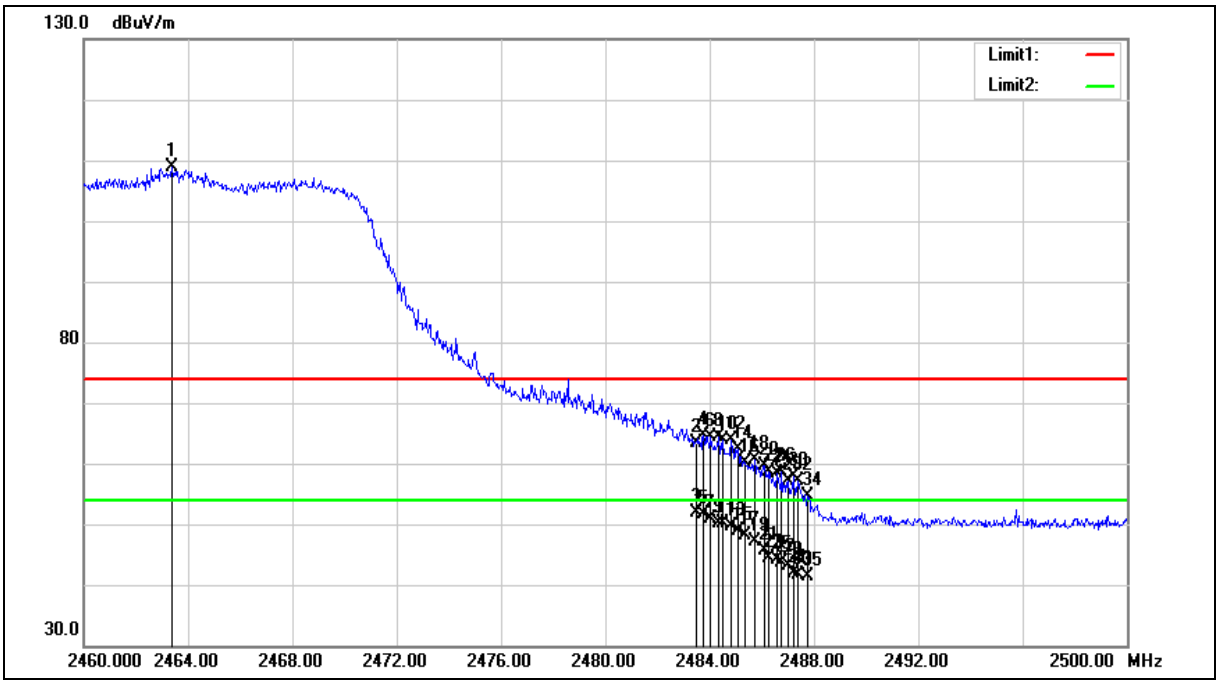

Standard:	FCC Part 15.407	Test Distance:	3 m
Test item:	Band edge		
Frequency:	2462 MHz		
Mode:	Mode 8		
Ant.Polar.:	Vertical		

No.	Frequency (MHz)	Reading (dBuV)	Correct Factor (dB/m)	Result (dBuV/m)	Limit (dBuV/m)	Margin (dB)	Remark
1	2463.360	116.31	-7.42	108.89	--	--	peak
2	2483.500	70.70	-7.34	63.36	74.00	-10.64	peak
3	2483.500	59.23	-7.34	51.89	54.00	-2.11	AVG
4	2483.760	71.94	-7.34	64.60	74.00	-9.40	peak
5	2483.760	58.97	-7.34	51.63	54.00	-2.37	AVG
6	2484.040	71.68	-7.34	64.34	74.00	-9.66	peak
7	2484.040	58.23	-7.34	50.89	54.00	-3.11	AVG
8	2484.360	71.68	-7.34	64.34	74.00	-9.66	peak
9	2484.360	57.57	-7.34	50.23	54.00	-3.77	AVG
10	2484.480	71.17	-7.34	63.83	74.00	-10.17	peak
11	2484.480	57.41	-7.34	50.07	54.00	-3.93	AVG
12	2484.800	71.30	-7.34	63.96	74.00	-10.04	peak
13	2484.800	57.01	-7.34	49.67	54.00	-4.33	AVG
14	2485.080	69.60	-7.33	62.27	74.00	-11.73	peak
15	2485.080	56.22	-7.33	48.89	54.00	-5.11	AVG
16	2485.360	67.33	-7.32	60.01	74.00	-13.99	peak
17	2485.360	55.36	-7.32	48.04	54.00	-5.96	AVG
18	2485.720	68.05	-7.32	60.73	74.00	-13.27	peak
19	2485.720	54.55	-7.32	47.23	54.00	-6.77	AVG
20	2486.080	67.07	-7.32	59.75	74.00	-14.25	peak
21	2486.080	52.84	-7.32	45.52	54.00	-8.48	AVG
22	2486.240	65.95	-7.32	58.63	74.00	-15.37	peak
23	2486.240	51.69	-7.32	44.37	54.00	-9.63	AVG
24	2486.560	65.72	-7.32	58.40	74.00	-15.60	peak
25	2486.560	51.55	-7.32	44.23	54.00	-9.77	AVG
26	2486.760	65.88	-7.32	58.56	74.00	-15.44	peak
27	2486.760	50.88	-7.32	43.56	54.00	-10.44	AVG

Standard:	FCC Part 15.407	Test Distance:	3 m
Test item:	Band edge		
Frequency:	2462 MHz		
Mode:	Mode 8		
Ant.Polar.:	Vertical		

No.	Frequency (MHz)	Reading (dBuV)	Correct Factor (dB/m)	Result (dBuV/m)	Limit (dBuV/m)	Margin (dB)	Remark
28	2487.000	64.33	-7.32	57.01	74.00	-16.99	peak
29	2487.000	50.44	-7.32	43.12	54.00	-10.88	AVG
30	2487.200	65.17	-7.32	57.85	74.00	-16.15	peak
31	2487.200	49.27	-7.32	41.95	54.00	-12.05	AVG
32	2487.400	64.41	-7.32	57.09	74.00	-16.91	peak
33	2487.400	48.97	-7.32	41.65	54.00	-12.35	AVG
34	2487.760	61.85	-7.32	54.53	74.00	-19.47	peak
35	2487.760	48.76	-7.32	41.44	54.00	-12.56	AVG

Note:1.Result (dBuV/m) = Correct Factor (dB/m) + Reading(dBuV).

2.Correction factor (dB/m) = Antenna Factor (dB/m) + Cable loss (dB) – Pre-Amplifier gain (dB).

3.When the peak results are less than average limit, so not need to evaluate the average.

Standard:	FCC Part 15.247	Test Distance:	3 m
Test item:	Band edge		
Frequency:	2422 MHz		
Mode:	Mode 9		
Ant.Polar.:	Horizontal		

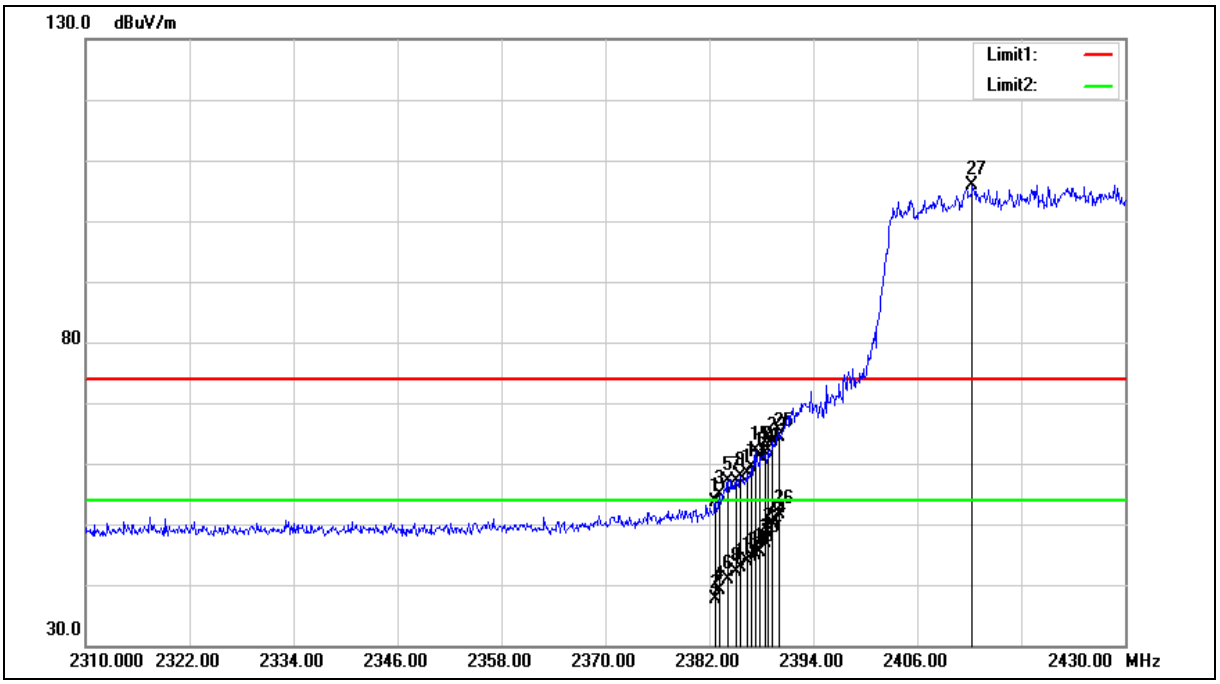

Standard:	FCC Part 15.247	Test Distance:	3 m
Test item:	Band edge		
Frequency:	2422 MHz		
Mode:	Mode 9		
Ant.Polar.:	Horizontal		

No.	Frequency (MHz)	Reading (dBuV)	Correct Factor (dB/m)	Result (dBuV/m)	Limit (dBuV/m)	Margin (dB)	Remark
1	2382.720	61.31	-7.75	53.56	74.00	-20.44	peak
2	2382.720	45.38	-7.75	37.63	54.00	-16.37	AVG
3	2383.200	62.66	-7.75	54.91	74.00	-19.09	peak
4	2383.200	46.97	-7.75	39.22	54.00	-14.78	AVG
5	2384.160	64.80	-7.75	57.05	74.00	-16.95	peak
6	2384.160	48.68	-7.75	40.93	54.00	-13.07	AVG
7	2385.120	64.97	-7.74	57.23	74.00	-16.77	peak
8	2385.120	49.97	-7.74	42.23	54.00	-11.77	AVG
9	2385.600	65.60	-7.73	57.87	74.00	-16.13	peak
10	2385.600	50.52	-7.73	42.79	54.00	-11.21	AVG
11	2386.320	66.03	-7.73	58.30	74.00	-15.70	peak
12	2386.320	51.51	-7.73	43.78	54.00	-10.22	AVG
13	2386.920	67.14	-7.73	59.41	74.00	-14.59	peak
14	2386.920	52.32	-7.73	44.59	54.00	-9.41	AVG
15	2387.280	69.84	-7.73	62.11	74.00	-11.89	peak
16	2387.280	52.62	-7.73	44.89	54.00	-9.11	AVG
17	2387.880	68.83	-7.73	61.10	74.00	-12.90	peak
18	2387.880	52.99	-7.73	45.26	54.00	-8.74	AVG
19	2388.480	69.23	-7.72	61.51	74.00	-12.49	peak
20	2388.480	54.63	-7.72	46.91	54.00	-7.09	AVG
21	2388.840	69.81	-7.72	62.09	74.00	-11.91	peak
22	2388.840	56.35	-7.72	48.63	54.00	-5.37	AVG
23	2389.320	71.34	-7.72	63.62	74.00	-10.38	peak
24	2389.320	57.79	-7.72	50.07	54.00	-3.93	AVG
25	2390.000	72.12	-7.72	64.40	74.00	-9.60	peak

Standard:	FCC Part 15.247	Test Distance:	3 m
Test item:	Band edge		
Frequency:	2422 MHz		
Mode:	Mode 9		
Ant.Polar.:	Horizontal		

No.	Frequency (MHz)	Reading (dBuV)	Correct Factor (dB/m)	Result (dBuV/m)	Limit (dBuV/m)	Margin (dB)	Remark
26	2390.000	59.26	-7.72	51.54	54.00	-2.46	AVG
27	2412.360	113.43	-7.62	105.81	--	--	peak

Note:1.Result (dBuV/m) = Correct Factor (dB/m) + Reading(dBuV).

2.Correction factor (dB/m) = Antenna Factor (dB/m) + Cable loss (dB) – Pre-Amplifier gain (dB).

3.When the peak results are less than average limit, so not need to evaluate the average.

Standard:	FCC Part 15.407	Test Distance:	3 m
Test item:	Band edge		
Frequency:	2422 MHz		
Mode:	Mode 9		
Ant.Polar.:	Vertical		

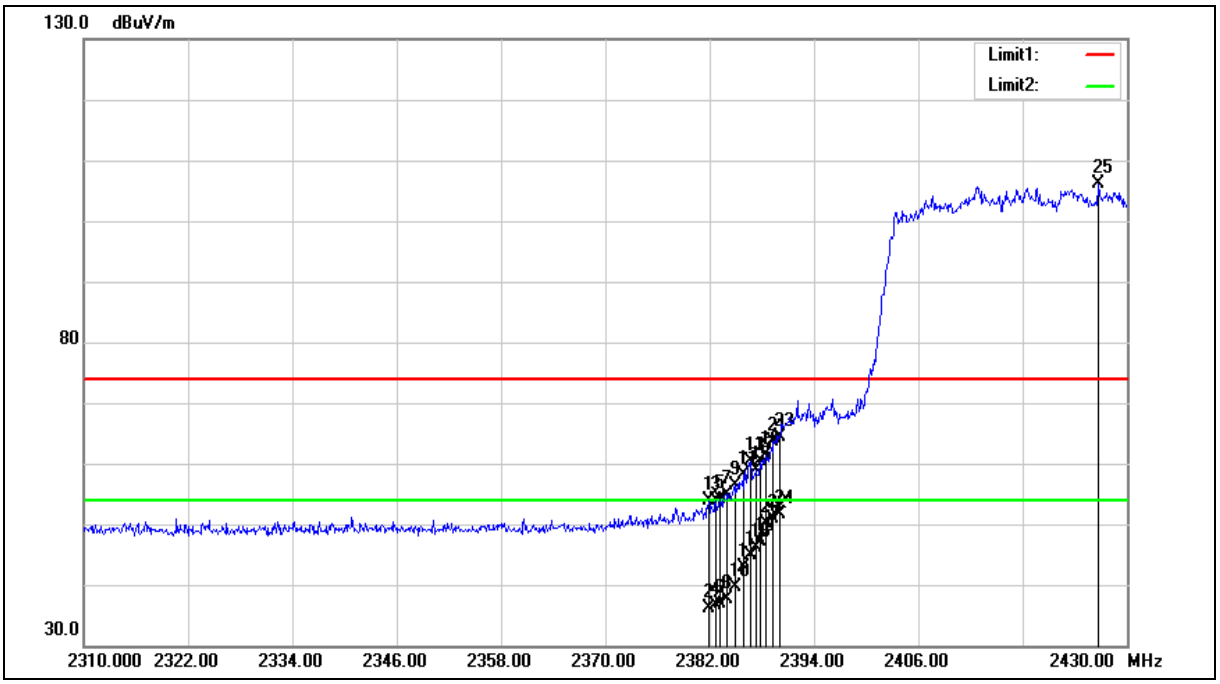

Standard:	FCC Part 15.407	Test Distance:	3 m
Test item:	Band edge		
Frequency:	2422 MHz		
Mode:	Mode 9		
Ant.Polar.:	Vertical		

No.	Frequency (MHz)	Reading (dBuV)	Correct Factor (dB/m)	Result (dBuV/m)	Limit (dBuV/m)	Margin (dB)	Remark
1	2381.880	61.65	-7.75	53.90	74.00	-20.10	peak
2	2381.880	43.82	-7.75	36.07	54.00	-17.93	AVG
3	2382.720	61.70	-7.75	53.95	74.00	-20.05	peak
4	2382.720	44.28	-7.75	36.53	54.00	-17.47	AVG
5	2383.200	61.77	-7.75	54.02	74.00	-19.98	peak
6	2383.200	44.64	-7.75	36.89	54.00	-17.11	AVG
7	2383.920	62.56	-7.75	54.81	74.00	-19.19	peak
8	2383.920	45.40	-7.75	37.65	54.00	-16.35	AVG
9	2384.880	64.06	-7.75	56.31	74.00	-17.69	peak
10	2384.880	47.42	-7.75	39.67	54.00	-14.33	AVG
11	2385.840	65.88	-7.73	58.15	74.00	-15.85	peak
12	2385.840	50.63	-7.73	42.90	54.00	-11.10	AVG
13	2386.680	68.11	-7.73	60.38	74.00	-13.62	peak
14	2386.680	52.70	-7.73	44.97	54.00	-9.03	AVG
15	2387.280	66.72	-7.73	58.99	74.00	-15.01	peak
16	2387.280	53.96	-7.73	46.23	54.00	-7.77	AVG
17	2387.880	68.05	-7.73	60.32	74.00	-13.68	peak
18	2387.880	54.85	-7.73	47.12	54.00	-6.88	AVG
19	2388.480	69.14	-7.72	61.42	74.00	-12.58	peak
20	2388.480	57.84	-7.72	50.12	54.00	-3.88	AVG
21	2389.320	71.39	-7.72	63.67	74.00	-10.33	peak
22	2389.320	58.55	-7.72	50.83	54.00	-3.17	AVG
23	2390.000	72.09	-7.72	64.37	74.00	-9.63	peak
24	2390.000	59.28	-7.72	51.56	54.00	-2.44	AVG
25	2426.760	113.59	-7.56	106.03	--	--	peak

Note:1.Result (dBuV/m) = Correct Factor (dB/m) + Reading(dBuV).

2.Correction factor (dB/m) = Antenna Factor (dB/m) + Cable loss (dB) – Pre-Amplifier gain (dB).

3.When the peak results are less than average limit, so not need to evaluate the average.

Standard:	FCC Part 15.247	Test Distance:	3 m
Test item:	Band edge		
Frequency:	2437 MHz		
Mode:	Mode 9		
Ant.Polar.:	Horizontal		

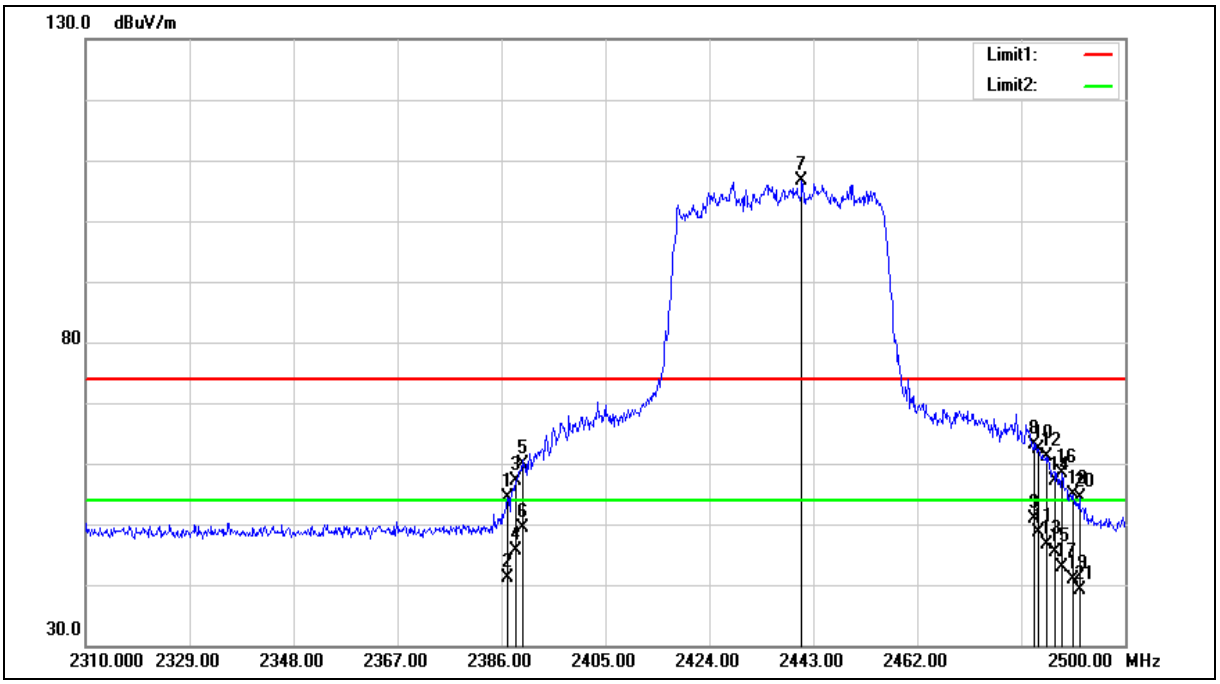

Standard:	FCC Part 15.247	Test Distance:	3 m
Test item:	Band edge		
Frequency:	2437 MHz		
Mode:	Mode 9		
Ant.Polar.:	Horizontal		

No.	Frequency (MHz)	Reading (dBuV)	Correct Factor (dB/m)	Result (dBuV/m)	Limit (dBuV/m)	Margin (dB)	Remark
1	2387.140	62.00	-7.73	54.27	74.00	-19.73	peak
2	2387.140	48.94	-7.73	41.21	54.00	-12.79	AVG
3	2388.660	64.75	-7.72	57.03	74.00	-16.97	peak
4	2388.660	53.25	-7.72	45.53	54.00	-8.47	AVG
5	2390.000	67.48	-7.72	59.76	74.00	-14.24	peak
6	2390.000	57.17	-7.72	49.45	54.00	-4.55	AVG
7	2440.910	114.18	-7.51	106.67	--	--	peak
8	2483.500	70.41	-7.34	63.07	74.00	-10.93	peak
9	2483.500	58.21	-7.34	50.87	54.00	-3.13	AVG
10	2484.040	69.72	-7.34	62.38	74.00	-11.62	peak
11	2484.040	55.89	-7.34	48.55	54.00	-5.45	AVG
12	2485.750	68.44	-7.32	61.12	74.00	-12.88	peak
13	2485.750	53.84	-7.32	46.52	54.00	-7.48	AVG
14	2487.270	64.40	-7.32	57.08	74.00	-16.92	peak
15	2487.270	52.59	-7.32	45.27	54.00	-8.73	AVG
16	2488.410	65.59	-7.31	58.28	74.00	-15.72	peak
17	2488.410	50.24	-7.31	42.93	54.00	-11.07	AVG
18	2490.500	62.29	-7.31	54.98	74.00	-19.02	peak
19	2490.500	48.20	-7.31	40.89	54.00	-13.11	AVG
20	2491.640	61.69	-7.31	54.38	74.00	-19.62	peak
21	2491.640	46.54	-7.31	39.23	54.00	-14.77	AVG

Note:1.Result (dBuV/m) = Correct Factor (dB/m) + Reading(dBuV).

2.Correction factor (dB/m) = Antenna Factor (dB/m) + Cable loss (dB) – Pre-Amplifier gain (dB).

3.When the peak results are less than average limit, so not need to evaluate the average.

Standard:	FCC Part 15.407	Test Distance:	3 m
Test item:	Band edge		
Frequency:	2437 MHz		
Mode:	Mode 9		
Ant.Polar.:	Vertical		

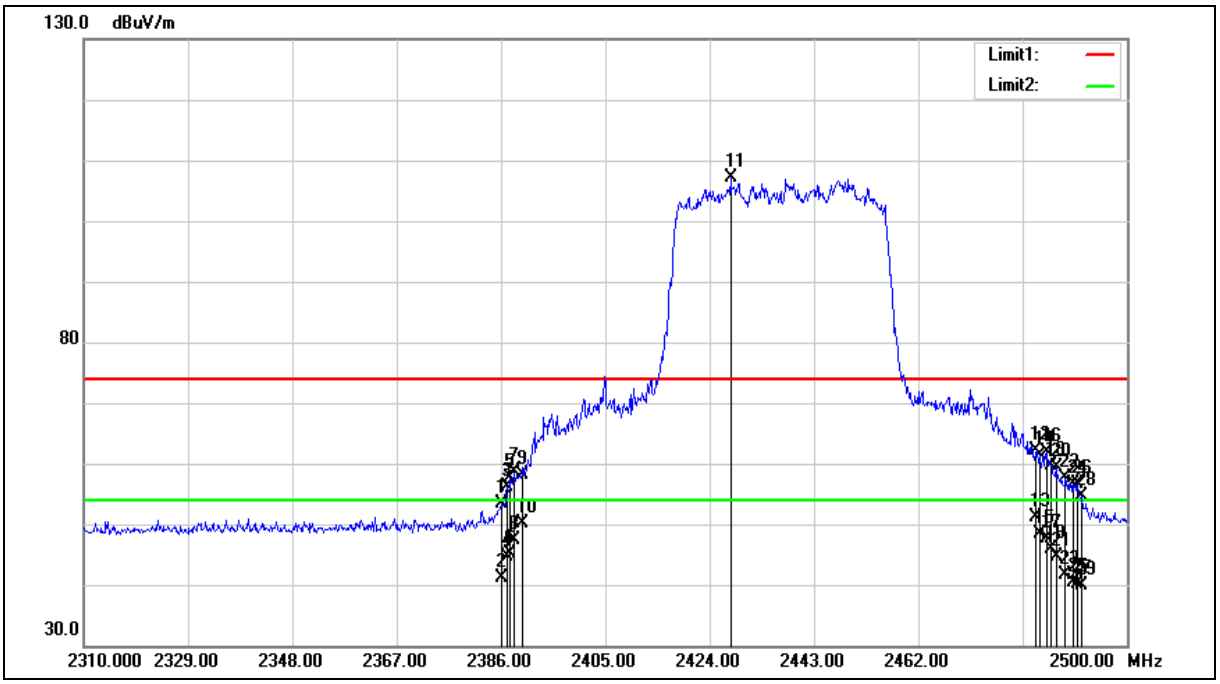

Standard:	FCC Part 15.407	Test Distance:	3 m
Test item:	Band edge		
Frequency:	2437 MHz		
Mode:	Mode 9		
Ant.Polar.:	Vertical		

No.	Frequency (MHz)	Reading (dBuV)	Correct Factor (dB/m)	Result (dBuV/m)	Limit (dBuV/m)	Margin (dB)	Remark
1	2386.190	61.10	-7.73	53.37	74.00	-20.63	peak
2	2386.190	48.75	-7.73	41.02	54.00	-12.98	AVG
3	2387.140	63.90	-7.73	56.17	74.00	-17.83	peak
4	2387.140	52.26	-7.73	44.53	54.00	-9.47	AVG
5	2387.710	65.26	-7.73	57.53	74.00	-16.47	peak
6	2387.710	52.78	-7.73	45.05	54.00	-8.95	AVG
7	2388.470	66.34	-7.72	58.62	74.00	-15.38	peak
8	2388.470	55.22	-7.72	47.50	54.00	-6.50	AVG
9	2390.000	65.96	-7.72	58.24	74.00	-15.76	peak
10	2390.000	57.74	-7.72	50.02	54.00	-3.98	AVG
11	2427.800	114.79	-7.56	107.23	--	--	peak
12	2483.500	69.53	-7.34	62.19	74.00	-11.81	peak
13	2483.500	58.41	-7.34	51.07	54.00	-2.93	AVG
14	2484.230	68.63	-7.34	61.29	74.00	-12.71	peak
15	2484.230	55.66	-7.34	48.32	54.00	-5.68	AVG
16	2485.370	69.30	-7.32	61.98	74.00	-12.02	peak
17	2485.370	55.01	-7.32	47.69	54.00	-6.31	AVG
18	2486.130	67.02	-7.32	59.70	74.00	-14.30	peak
19	2486.130	53.29	-7.32	45.97	54.00	-8.03	AVG
20	2487.080	66.66	-7.32	59.34	74.00	-14.66	peak
21	2487.080	51.95	-7.32	44.63	54.00	-9.37	AVG
22	2488.790	64.99	-7.31	57.68	74.00	-16.32	peak
23	2488.790	48.84	-7.31	41.53	54.00	-12.47	AVG
24	2490.310	63.88	-7.31	56.57	74.00	-17.43	peak
25	2490.310	47.68	-7.31	40.37	54.00	-13.63	AVG
26	2491.070	64.04	-7.31	56.73	74.00	-17.27	peak
27	2491.070	47.33	-7.31	40.02	54.00	-13.98	AVG

Standard:	FCC Part 15.407	Test Distance:	3 m
Test item:	Band edge		
Frequency:	2437 MHz		
Mode:	Mode 9		
Ant.Polar.:	Vertical		

No.	Frequency (MHz)	Reading (dBuV)	Correct Factor (dB/m)	Result (dBuV/m)	Limit (dBuV/m)	Margin (dB)	Remark
28	2491.830	61.84	-7.30	54.54	74.00	-19.46	peak
29	2491.830	47.06	-7.30	39.76	54.00	-14.24	AVG

Note:1.Result (dBuV/m) = Correct Factor (dB/m) + Reading(dBuV).

2.Correction factor (dB/m) = Antenna Factor (dB/m) + Cable loss (dB) – Pre-Amplifier gain (dB).

3.When the peak results are less than average limit, so not need to evaluate the average.

Standard:	FCC Part 15.407	Test Distance:	3 m
Test item:	Band edge		
Frequency:	2452 MHz		
Mode:	Mode 9		
Ant.Polar.:	Horizontal		

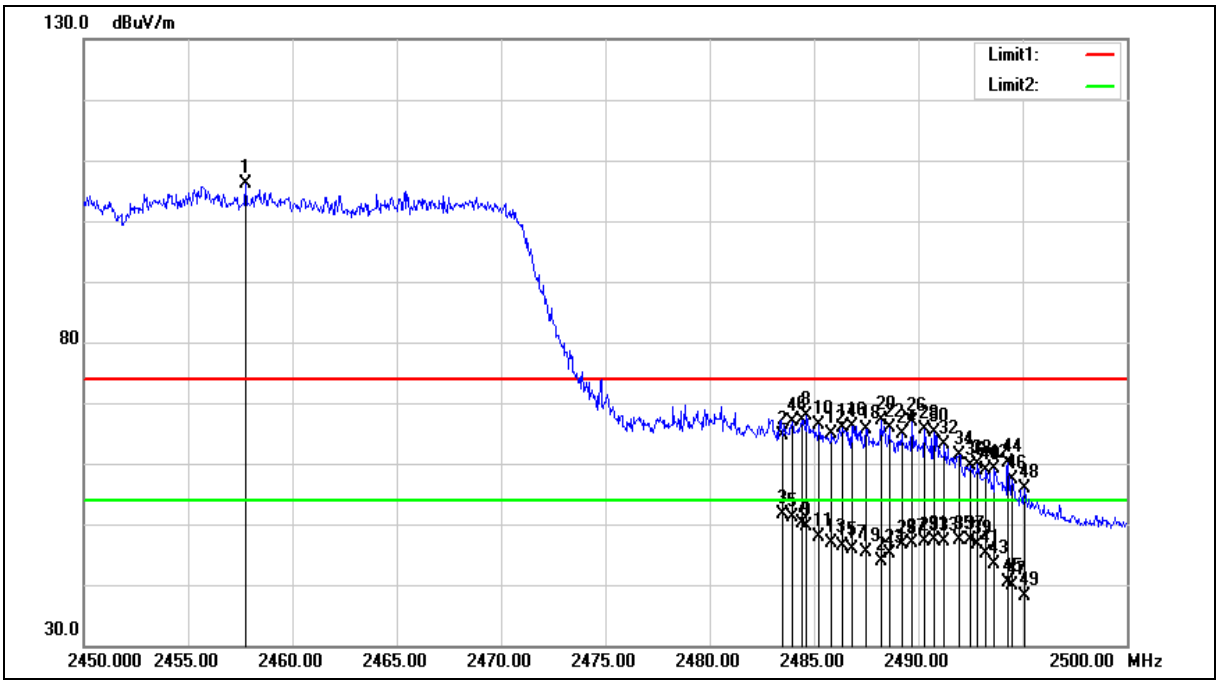

Standard:	FCC Part 15.407	Test Distance:	3 m
Test item:	Band edge		
Frequency:	2452 MHz		
Mode:	Mode 9		
Ant.Polar.:	Horizontal		

No.	Frequency (MHz)	Reading (dBuV)	Correct Factor (dB/m)	Result (dBuV/m)	Limit (dBuV/m)	Margin (dB)	Remark
1	2457.750	113.48	-7.44	106.04	--	--	peak
2	2483.500	72.04	-7.34	64.70	74.00	-9.30	peak
3	2483.500	58.97	-7.34	51.63	54.00	-2.37	AVG
4	2483.950	74.30	-7.34	66.96	74.00	-7.04	peak
5	2483.950	58.38	-7.34	51.04	54.00	-2.96	AVG
6	2484.450	74.45	-7.34	67.11	74.00	-6.89	peak
7	2484.450	57.53	-7.34	50.19	54.00	-3.81	AVG
8	2484.650	75.33	-7.34	67.99	74.00	-6.01	peak
9	2484.650	56.89	-7.34	49.55	54.00	-4.45	AVG
10	2485.250	73.73	-7.33	66.40	74.00	-7.60	peak
11	2485.250	55.26	-7.33	47.93	54.00	-6.07	AVG
12	2485.850	72.29	-7.32	64.97	74.00	-9.03	peak
13	2485.850	54.09	-7.32	46.77	54.00	-7.23	AVG
14	2486.350	73.10	-7.32	65.78	74.00	-8.22	peak
15	2486.350	53.77	-7.32	46.45	54.00	-7.55	AVG
16	2486.800	73.52	-7.32	66.20	74.00	-7.80	peak
17	2486.800	53.18	-7.32	45.86	54.00	-8.14	AVG
18	2487.500	72.90	-7.32	65.58	74.00	-8.42	peak
19	2487.500	52.65	-7.32	45.33	54.00	-8.67	AVG
20	2488.200	74.51	-7.32	67.19	74.00	-6.81	peak
21	2488.200	51.13	-7.32	43.81	54.00	-10.19	AVG
22	2488.600	73.27	-7.31	65.96	74.00	-8.04	peak
23	2488.600	52.54	-7.31	45.23	54.00	-8.77	AVG
24	2489.200	72.08	-7.31	64.77	74.00	-9.23	peak
25	2489.200	53.86	-7.31	46.55	54.00	-7.45	AVG
26	2489.700	74.15	-7.31	66.84	74.00	-7.16	peak
27	2489.700	54.24	-7.31	46.93	54.00	-7.07	AVG

Standard:	FCC Part 15.407	Test Distance:	3 m
Test item:	Band edge		
Frequency:	2452 MHz		
Mode:	Mode 9		
Ant.Polar.:	Horizontal		

No.	Frequency (MHz)	Reading (dBuV)	Correct Factor (dB/m)	Result (dBuV/m)	Limit (dBuV/m)	Margin (dB)	Remark
28	2490.300	72.99	-7.31	65.68	74.00	-8.32	peak
29	2490.300	54.39	-7.31	47.08	54.00	-6.92	AVG
30	2490.750	72.37	-7.31	65.06	74.00	-8.94	peak
31	2490.750	54.66	-7.31	47.35	54.00	-6.65	AVG
32	2491.250	70.41	-7.31	63.10	74.00	-10.90	peak
33	2491.250	54.46	-7.31	47.15	54.00	-6.85	AVG
34	2491.950	68.77	-7.30	61.47	74.00	-12.53	peak
35	2491.950	54.56	-7.30	47.26	54.00	-6.74	AVG
36	2492.500	66.86	-7.30	59.56	74.00	-14.44	peak
37	2492.500	54.63	-7.30	47.33	54.00	-6.67	AVG
38	2492.850	67.15	-7.30	59.85	74.00	-14.15	peak
39	2492.850	53.87	-7.30	46.57	54.00	-7.43	AVG
40	2493.250	66.24	-7.29	58.95	74.00	-15.05	peak
41	2493.250	52.53	-7.29	45.24	54.00	-8.76	AVG
42	2493.650	66.42	-7.29	59.13	74.00	-14.87	peak
43	2493.650	50.59	-7.29	43.30	54.00	-10.70	AVG
44	2494.300	67.30	-7.29	60.01	74.00	-13.99	peak
45	2494.300	47.57	-7.29	40.28	54.00	-13.72	AVG
46	2494.500	64.59	-7.29	57.30	74.00	-16.70	peak
47	2494.500	47.26	-7.29	39.97	54.00	-14.03	AVG
48	2495.100	63.28	-7.28	56.00	74.00	-18.00	peak
49	2495.100	45.36	-7.28	38.08	54.00	-15.92	AVG

Note:1.Result (dBuV/m) = Correct Factor (dB/m) + Reading(dBuV).

2.Correction factor (dB/m) = Antenna Factor (dB/m) + Cable loss (dB) – Pre-Amplifier gain (dB).

3.When the peak results are less than average limit, so not need to evaluate the average.

Standard:	FCC Part 15.407	Test Distance:	3 m
Test item:	Band edge		
Frequency:	2452 MHz		
Mode:	Mode 9		
Ant.Polar.:	Vertical		

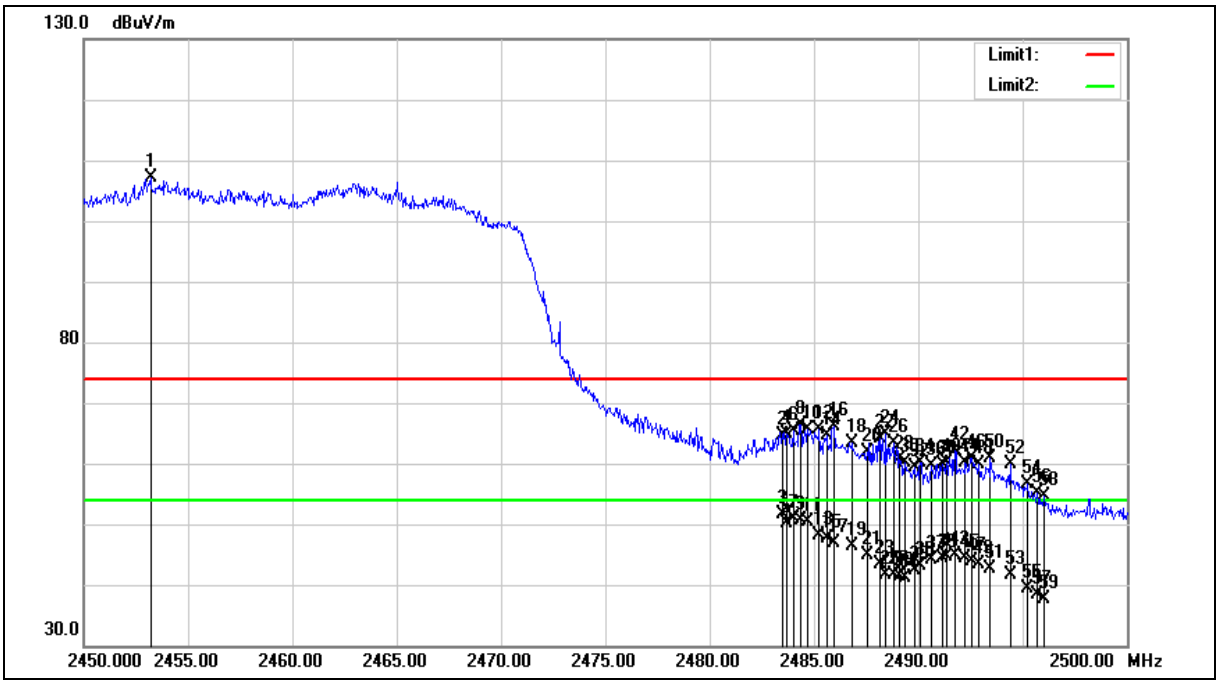

Standard:	FCC Part 15.407	Test Distance:	3 m
Test item:	Band edge		
Frequency:	2452 MHz		
Mode:	Mode 9		
Ant.Polar.:	Vertical		

No.	Frequency (MHz)	Reading (dBuV)	Correct Factor (dB/m)	Result (dBuV/m)	Limit (dBuV/m)	Margin (dB)	Remark
1	2453.200	114.47	-7.46	107.01	--	--	peak
2	2483.500	71.96	-7.34	64.62	74.00	-9.38	peak
3	2483.500	59.07	-7.34	51.73	54.00	-2.27	AVG
4	2483.700	72.25	-7.34	64.91	74.00	-9.09	peak
5	2483.700	57.57	-7.34	50.23	54.00	-3.77	AVG
6	2484.000	72.70	-7.34	65.36	74.00	-8.64	peak
7	2484.000	58.26	-7.34	50.92	54.00	-3.08	AVG
8	2484.350	73.76	-7.34	66.42	74.00	-7.58	peak
9	2484.350	57.89	-7.34	50.55	54.00	-3.45	AVG
10	2484.700	72.95	-7.34	65.61	74.00	-8.39	peak
11	2484.700	57.61	-7.34	50.27	54.00	-3.73	AVG
12	2485.250	72.91	-7.33	65.58	74.00	-8.42	peak
13	2485.250	55.52	-7.33	48.19	54.00	-5.81	AVG
14	2485.600	71.85	-7.32	64.53	74.00	-9.47	peak
15	2485.600	54.84	-7.32	47.52	54.00	-6.48	AVG
16	2485.950	73.43	-7.32	66.11	74.00	-7.89	peak
17	2485.950	54.27	-7.32	46.95	54.00	-7.05	AVG
18	2486.800	70.78	-7.32	63.46	74.00	-10.54	peak
19	2486.800	53.73	-7.32	46.41	54.00	-7.59	AVG
20	2487.550	69.10	-7.32	61.78	74.00	-12.22	peak
21	2487.550	52.21	-7.32	44.89	54.00	-9.11	AVG
22	2488.150	71.43	-7.32	64.11	74.00	-9.89	peak
23	2488.150	50.59	-7.32	43.27	54.00	-10.73	AVG
24	2488.450	72.22	-7.31	64.91	74.00	-9.09	peak
25	2488.450	49.01	-7.31	41.70	54.00	-12.30	AVG
26	2488.800	70.62	-7.31	63.31	74.00	-10.69	peak
27	2488.800	48.86	-7.31	41.55	54.00	-12.45	AVG

Standard:	FCC Part 15.407	Test Distance:	3 m
Test item:	Band edge		
Frequency:	2452 MHz		
Mode:	Mode 9		
Ant.Polar.:	Vertical		

No.	Frequency (MHz)	Reading (dBuV)	Correct Factor (dB/m)	Result (dBuV/m)	Limit (dBuV/m)	Margin (dB)	Remark
28	2489.100	68.03	-7.31	60.72	74.00	-13.28	peak
29	2489.100	48.68	-7.31	41.37	54.00	-12.63	AVG
30	2489.350	67.46	-7.31	60.15	74.00	-13.85	peak
31	2489.350	48.46	-7.31	41.15	54.00	-12.85	AVG
32	2489.800	66.76	-7.31	59.45	74.00	-14.55	peak
33	2489.800	49.58	-7.31	42.27	54.00	-11.73	AVG
34	2490.100	67.49	-7.31	60.18	74.00	-13.82	peak
35	2490.100	50.51	-7.31	43.20	54.00	-10.80	AVG
36	2490.600	66.83	-7.31	59.52	74.00	-14.48	peak
37	2490.600	51.38	-7.31	44.07	54.00	-9.93	AVG
38	2491.150	67.07	-7.31	59.76	74.00	-14.24	peak
39	2491.150	51.64	-7.31	44.33	54.00	-9.67	AVG
40	2491.350	67.35	-7.31	60.04	74.00	-13.96	peak
41	2491.350	51.98	-7.31	44.67	54.00	-9.33	AVG
42	2491.750	69.44	-7.30	62.14	74.00	-11.86	peak
43	2491.750	52.13	-7.30	44.83	54.00	-9.17	AVG
44	2492.250	67.38	-7.30	60.08	74.00	-13.92	peak
45	2492.250	51.71	-7.30	44.41	54.00	-9.59	AVG
46	2492.550	68.21	-7.30	60.91	74.00	-13.09	peak
47	2492.550	51.22	-7.30	43.92	54.00	-10.08	AVG
48	2492.900	67.10	-7.30	59.80	74.00	-14.20	peak
49	2492.900	50.77	-7.30	43.47	54.00	-10.53	AVG
50	2493.450	68.07	-7.29	60.78	74.00	-13.22	peak
51	2493.450	49.88	-7.29	42.59	54.00	-11.41	AVG
52	2494.400	67.26	-7.29	59.97	74.00	-14.03	peak
53	2494.400	49.04	-7.29	41.75	54.00	-12.25	AVG
54	2495.250	63.83	-7.28	56.55	74.00	-17.45	peak

Standard:	FCC Part 15.407	Test Distance:	3 m
Test item:	Band edge		
Frequency:	2452 MHz		
Mode:	Mode 9		
Ant.Polar.:	Vertical		

No.	Frequency (MHz)	Reading (dBuV)	Correct Factor (dB/m)	Result (dBuV/m)	Limit (dBuV/m)	Margin (dB)	Remark
55	2495.250	46.67	-7.28	39.39	54.00	-14.61	AVG
56	2495.700	62.35	-7.28	55.07	74.00	-18.93	peak
57	2495.700	45.68	-7.28	38.40	54.00	-15.60	AVG
58	2496.050	62.01	-7.28	54.73	74.00	-19.27	peak
59	2496.050	45.00	-7.28	37.72	54.00	-16.28	AVG

Note:1.Result (dBuV/m) = Correct Factor (dB/m) + Reading(dBuV).

2.Correction factor (dB/m) = Antenna Factor (dB/m) + Cable loss (dB) – Pre-Amplifier gain (dB).

3.When the peak results are less than average limit, so not need to evaluate the average.

---END---