創星淨聯科技股份有限公司
聯絡地址:新竹縣竹東鎮中興路4段195號52館419室
公司地址:台北市內湖區瑞光路618號7樓
服務電話:+886-3-591-0116

Purus tek. Corp Ltd
Contact Address: Room 419, Building 52, No. 195, Section 4, Zhongxing Road, Zhudong Township, Hsinchu County, Taiwan.
Company Address: 7th Floor, No. 618, Ruiguang Road, Neihu District, Taipei,Taiwan.
Service Phone Number: +886-3-591-0116

PURUS air i

Smart Air Cleaner

說明書

Instruction Manual

目錄

外觀	Appearance	----01
盒裝配件	Product Accessories	----02
開機	Startup	----02
APP	APP	----03
藍牙連線	Bluetooth connection	----03
功能介紹	Features	----04
註冊保固	Warranty Registration	----07
清潔濾芯	Cleaning Filter	----09
產品規格表	Product Specifications	----10
注意事項	Precautions	----11

外觀 The Appearance

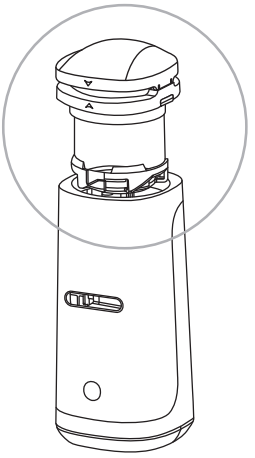

可拆卸雙環濾芯
Removable dual-ring filter core

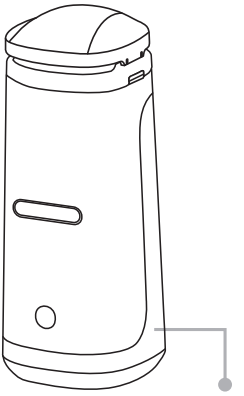

電源線接口處
power port

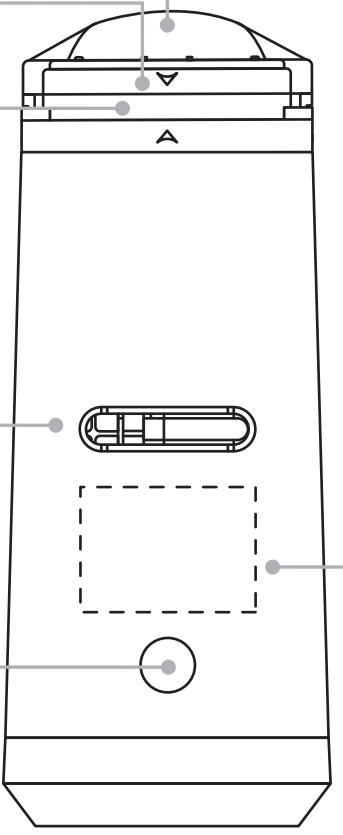

盒裝配件 Product Accessories

1. PURUS air i 智慧空氣清淨機 一台
2. 電源連接線 一條
3. 操作指南 一份

1. PURUS air i Smart Air Cleaner x1
2. USB Cable x1
3. Instruction Manual x1

開機 Startup

STEP 1. 開機前請下載手機APP「PURUS air i」。

STEP 2. 請將機身電源線接上插座。

STEP 3. 機身正面電源鍵手動按1.5秒， 即可開機。

STEP1. Download our APP " PURUS air i "from the Apple APP Store or Google Play Store.
STEP2. Connect the power supply cable to the machine.
STEP3. Press and hold the power botton for 1.5 seconds to turn it on.

Tips:
1. 若無法開機，則須檢查上蓋與電源線是否安裝緊。
2. 電源輸入請務必使用5V 1.5A 以上的供應器。

Tips:
1. If you can not boot properly, check for locking the upper cover and the power cable.
2. Be sure to use a power supply of 5V 1.5A for power input.

APP

藍牙連線

1. 到Apple APP Store或Google Play商店，搜尋「PURUS air i」
2. 請長按1.5秒電源鍵使清淨機開機，可進行連線。
3. 請確認手機是否有開起藍牙按鍵。
4. 開啟APP，APP會搜尋周遭清淨機，成功後會自動跳出序號。

Tips: Android系統需允許定位權限，才能啟動APP監控連線。

Bluetooth connection

1. Download our APP " PURUS air i "from the Apple APP Store or Google Play Store.
2. Press and hold the power botton for 1.5 seconds to turn it on.
3. The mobile app can be paired with the machine .

Tips: Android system must grant the positioning permission before activating the APP monitoring connection.

藍牙無法連線

當點選「重新連線」仍無法啟動APP時，您可選擇以下三種方式：

1. 關閉目前手機的PURUS APP暫存背景。
2. 點擊手機作業系統上一頁，再重新依序開啟藍牙及APP。
3. 重設藍牙裝置 。

- 到設定區點選藍牙，按下 ⓘ 或 ⚙ 。
- 選擇「忘記」或「移除」此裝置設定。
- 關掉APP後，再次開啟APP。

Bluetooth has been unable to connect to the device

Please do the following:

1. Select Bluetooth in the setting area and press ⓘ or ⚙ button on your smart phone.
2. Select "Forget this device ".
3. Remove power from the device and click "Forget this device".
4. Turn off APP completely and restart it.

功能介紹 Features

1. 戶外天氣提醒 限 ioffice

可設定午休和下班時間，機身螢幕會於該指定時間自動顯示戶外天氣及PM2.5，讓您於外出前可預先添加衣物、口罩。

Tips:
1. 戶外定位會依離所在地最近的環保署空品測站為主。若所在地為台北南港，最靠近的空品測站為新北汐止，則畫面顯示新北市。
2. 設定提醒的時間當下，須藍牙保持連線，清淨機方能運作提醒。
3. 若打開APP沒看到此功能，請點選左上角圖示進入「設定」→點選「目前版本」→將ifocus改為ioffice。

1. Reminder of outdoor weather For ioffice only.

You can set the lunch break and off work hours, and the screen will automatically display the outdoor weather and AQI condition at the designated times such that you can wear more clothes or mask before going out.

Tips:
1. The outdoor positioning will be based on the nearest air quality station of EPA. If the location is Nangang, Taipei, the nearest air quality station is Sizhi of New Taipei City, and the screen will show the New Taipei City.
2. When setting the reminder time, you must keep Bluetooth connected, and the machine can Operation reminder.
3.If you can not find this feature, please connect to the APP to adjust the settings〔ioffice〕

2. 專注計時 限 ifocus

可設定計時碼表，例如:工作或讀書10分鐘後提醒使用者休息5分鐘。

Tips:
1. 在此模式中，如有進行任何調整都須點擊左上方『儲存』，系統才會實施。
2. 在此模式中，按下play 按鈕▷，便開始運作，若想重新計時，按下重置鈕即可。
3. 若打開APP沒看到此功能，請點選左上角圖示進入「設定」→點選「目前版本」→將ioffice改為ifocus。

2. Timer For ifocus only

Allow you to be focused on your business within the schedule by offering a timely and thoughtful reminder.

Tips:
1. If there is any modification, the [Save] on the upper left corner which must be clicked.
2. The play button must be pressed to start the operation▷. If the timing needs to be reset, the user can just press the reset button.
3. If you can not find this feature, please connect to the APP to adjust the settings〔ifocus〕

功能介紹 Features

3. 定時設定

ioffice／ifocus 型號通用

依照您的上下班時間，自動啟動防護模式。

3. Time Setting

Compatible with
the models of ioffice/ifocus.

Automatically activating the protection mode according to your working hours.

4. 空氣偵測智慧調整 & 手動十段風速

ioffice／ifocus 型號通用

1. 空氣清淨機的智慧模式，可依環境空氣變化來調整送出的風量大小。
   【智慧強效】風速在中漸強之間
   【智慧靜音】風速在弱與中之間
2. 或者您也可以手動選擇喜好的風量調整，有1-10段風速可自訂。

Tips: 1. 首次啟動的預設值為智慧靜音。
2. 使用app點選切換模式時，請等待1-3秒讓app連線切換模式。

4. Auto Turbo/Auto Sleep/ Manual 10-Stage

Compatible with
the models of ioffice/ifocus.

The manager can arrange the optimal protection mode according to the pollution condition of the environment and space.

【Auto Turbo】Wind speed between medium and strong.

【Auto Sleep】Wind speed between medium and low.

Tips:

1. The default setting upon the first startup is Auto Sleep, for the user to feel the considerate and automatic safe protection. Of course, you can also select manual setting according to personal requirements.
2. When the app is used to switch the mode, please wait for 1-3 seconds to allow the app to connect to the manager for mode switching.

功能介紹 Features

5. 空氣品質顯示

ioffice／ifocus 型號通用

智慧監控裝置，自動感測環境空間PM2.5濃度 (ug/m3)。分成五級變色安全警示，打開app即可在主畫面看見對應顏色。

藍	<15	良好
綠	15-35	正常
橘	35-55	敏感族群注意
紅	55-70	所有族群注意
紫	>70	有害

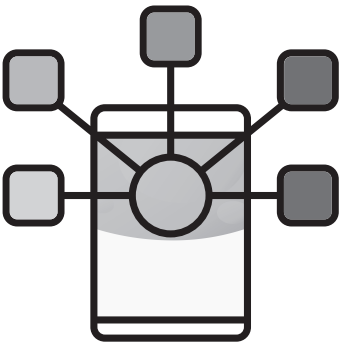

5. Warning Reminder

Compatible with
the models of ioffice/ifocus.

PURUS air i Smart Air Cleaner can automatically detect the PM2.5 concentration (ug/m3) , which is divided into five levels of colored safety warning as shown in the APP.

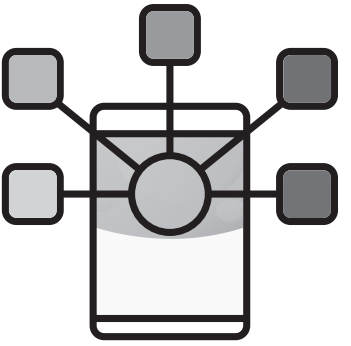

blue	<15	good
green	15-35	moderate
orange	35-55	unhealthy for Sensitive Groups
red	55-70	unhealthy
purple	>70	hazardous

註冊保固 Warranty Registration

下載APP後建議盡快註冊

1. APP進行保固：享有1.5年保固
2. 電話/客服保固： 1年為保固
3. 一直未進行保固者：其保固年限將採產品出貨日加14個月起算。
4. 超過保固期，若有修復需求則會依產品狀況酌收費用。

Register as soon as you download the app

Get The Warranty

1. Via APP: 1.5year
2. Via phone/customer service: 1-year warranty
3. For those who did not activate the warranty: the warranty period is counted as 14 months from the product delivery date.
4. Any repair beyond the warranty period will be subject to a certain fee, depending on the repair condition of the product.

保固排除 Warranty Exclusion

如遇以下狀況 為保固排除

The following conditions are excluded from the warranty:

非正確使用、人為疏失、天災而造成的意外損壞，包含:不符合規定電壓、浸水、摔機、倒立擺放、地震、颱風、火災...等。

Damages caused by incorrect use, human mistake, or natural disaster, including: non-compliant voltage, water immersion,machine falling, machine being placed upside-down, earthquake, typhoon, fire hazard, etc.

非依維修指示自行拆解與維修、改裝，或使用非原廠耗材，所造成的產品損傷。

Product damage caused by unauthorized disassembly, maintenance, renovation, or the use of non-original consumables.

請勿使用清潔溶劑或具腐蝕性的清潔劑，擦拭機身與內部濾芯，避免材質褪色及內部零件受損。

Do not use cleaning solvent or corrosive detergent to wipe the machine body or internal filtering core to avoid color fading of material or damage to internal part.

選購配件耗材售出使用後，無法享有保固。

The sold and used optional accessories and consumables are not covered by this warranty.

清潔濾芯 Cleaning Filter

建議每2-3個月定期清潔濾芯

請掃描QRcode，即可詳閱拆解/清潔濾芯的步驟。

It is recommended to clean the filter element regularly every 2-3 months

For the steps of cleaning the filter element, please scan the QRcode to read it.

產品規格表 Product Specifications

商品名稱: PURUS air i 智慧空氣清淨機
商品型號: PURUS air i plus
製造地:台灣
商品材質: ABS/PC
商品尺寸:80X80X200mm
商品重量:580g±5%
藍牙規格:藍牙4.0
額定消耗功率:約3W
工作電壓:DC 5 V
工作溫度:0°C~45°C
儲藏溫度:-10°C~45°C
配件名稱:PURUS air i-電源線
輸入:USB 5V 2A (Max.)

Product Name: PURUS air i Smart Air Cleaner
Product Model: PURUS air i plus
Manufacturing Site: Taiwan
Material: ABS/PC
Product Dimension: 80X80X200mm
Product Weight: 580g±5%
Bluetooth Specification: Bluetooth 4.0
Rated Power: around 3W
Working Voltage: DC 5 V
Working Temperature: 0°C~45°C
Storage Temperature: -10°C~45°C
Name of Accessory: PURUS air i-USB Cable
Input: USB 5V 2A (Max.)

注意事項 Precautions

①本電器不預期供生理、感知、心智能力、經驗或知識不足之使用者(包含孩童)使用，除非在對其負有安全責　任的人員之監護或指導下安全使用。

②孩童應受監護，以確保孩童不嬉玩電器。

③電器僅可由電器隨附之電源供應單元供電。

④電源供應器不可自行拆解維修。

⑤請勿日曬、高溫、觸水、觸碰底部、搖晃、倒立、重摔、自行拆解。

⑥發生重摔、觸水、異常狀況，請將主體電源關閉並送回製造商進行檢測。

①This device must not be used by users with insucient physical, perceptional, or mental capability, or insucient experience or knowledge (including children) unless they are under supervision or instructions by personnel responsible for the safety.
②Children should be supervised against playing around this device.
③The power for this device can only be supplied via the power supply unit that comes with this device.
④Do not disassemble or repair the power supply by yourself.
⑤Do not expose the product to sunlight, high temperature, water, bottom touching, shaking, upside-down placement, fall, or self disassembly.
⑥In case of heavy fall, water contact, or any abnormal situation, please turn off the main power and send this device back to the manufacturer to be tested.

智慧財產權說明 Description of Intellectual Property

PURUS air i 已申請台灣與國際專利，涵蓋層面包含軟硬體。

PURUS air i has applied for Taiwan and International Patent covering both hardware and software.

廢棄物處理 Waste Disposal

因PURUS air i 智慧空氣清淨機屬為電子產品，機身零件可回收再利用，您可直接洽詢當地鄰近電子廢棄回收單位，為地球環保再盡一份心力。

PURUS air i Smart Air Cleaner is an electronic product with parts that can be recycled and reused. Please consult local electronic waste recycle agency for contributing to the environmental protection of the Earth.

商品製造商 配件進口商
Product Maker. Accessory Importer

創星淨聯科技股份有限公司
聯絡地址:新竹縣竹東鎮中興路4段195號52館419室
公司地址:台北市內湖區瑞光路618號7樓
服務電話:+886-3-591-0116

Purus tek. Corp Ltd
Contact Address: Room 419, Building 52, No. 195, Section 4, Zhongxing Road, Zhudong Township, Hsinchu County, Taiwan.
Company Address: 7th Floor, No. 618, Ruiguang Road, Neihu District, Taipei,Taiwan.
Service Phone Number: +886-3-591-0116

根據NCC低功率電波輻射性電機管理辦法規定
According to NCC's Low Power Wave Radioactive Device Management Rule

第十二條：經型式認證合格之低功率射頻電機，非經許可，公司、商號或使用者，均不得擅自變更頻率、加大功率或變更原設計之特性及功能。
第十四條：低功率射頻電機之使用不得影響飛航安全及干擾合法通信；經發現有干擾現象時，應立即停用，並改善至無干擾時方得繼續使用。前項合法通信，指依電信法規定作業之無線電通信。低功率射頻電機須忍受合法通信或工業、科學及醫療用電波輻射性電機設備之干擾。

Article 12: Any company, store, or user cannot arbitrarily modify the frequency, enhance the power, or change the characteristics and functions of original design of certified low power RF device without permission.
Article 14: The use of low power RF device must not aect aviation safety or interfere with legal communication; if such interference is found, the use must be immediately suspended, and it cannot be resumed until it is improved to be interference free. The aforementioned legal communication refers to the wireless communication according to the regulation of Telecommunications Act. The low power RF device must withstand the interferences from legal communication, or wave radioactive device for industrial, scientific, and medical purposes.

This device complies with Part 15 of the FCC Rules. Operation is subject to the following two conditions: (1) This device may not cause harmful interference, and (2) this device must accept any interference received, including interference that may cause undesired operation.

This equipment has been tested and found to comply with the limits for a Class B digital device, pursuant to Part 15 of the FCC Rules. These limits are designed to provide reasonable protection against harmful interference in a residential installation. This equipment generates, uses and can radiate radio frequency energy and, if not installed and used in accordance with the instructions, may cause harmful interference to radio communications. However, there is no guarantee that interference will not occur in a particular installation. If this equipment does cause harmful interference to radio or television reception, which can be determined by turning the equipment off and on, the user is encouraged to try to correct the interference by one of the following measures:

-Reorient or relocate the receiving antenna.
-Increase the separation between the equipment and receiver.
-Connect the equipment into an outlet on a circuit different from that to which the receiver is connected.
-Consult the dealer or an experienced radio/TV technician for help.

FCC Caution: Any changes or modifications not expressly approved by the party responsible for compliance could void the user's authority to operate this equipment.

This transmitter must not be co-located or operating in conjunction with any other antenna or transmitter.

Radiation Exposure Statement:
The product comply with the FCC portable RF exposure limit set forth for an uncontrolled environment and are safe for intended operation as described in this manual. The further RF exposure reduction can be achieved if the product can be kept as far as possible from the user body or set the device to lower output power if such function is available.

限用物質含有情況標示聲明
Restricted substances content labeling statement

設備名稱：PURUS air i 智慧空氣清淨器 型號：PURUS air i Type designation(Type)						
單元 Unit	限用物質及其化學符號 Restricted substances and its chemical symbols					
	鉛Lead (Pb)	汞Mercury (Hg)	鎘Cadmium (Cd)	六價鉻 Hexavalent chromium (Cr^{+6})	多溴聯苯 Polybrominated biphenyls (PBB)	多溴二苯醚 Polybrominated diphenyl ethers (PBDE)
機構件	○	○	○	○	○	○
線材組	○	○	○	○	○	○
印刷電路板	○	○	○	○	○	○
風扇組件	○	○	○	○	○	○

Name of equipment: PURUS air i Smart Air Cleaner						Type: PURUS air i Type designation(Type)
Unit	Restricted substances and its chemical symbols					
	Lead (Pb)	Mercury (Hg)	Cadmium (Cd)	Hexavalent Chromium (Cr^{+6})	Polybrominated Biphenyls (PBB)	Polybrominated Diphenyl ethers (PBDE)
wire set	○	○	○	○	○	○
mechanism parts	○	○	○	○	○	○
printed circuit board	○	○	○	○	○	○
fan assembly	○	○	○	○	○	○