User Manual

Wireless Charger Power Bank Model: SC-A7

Wireless Charging Base Model: SC-A7C

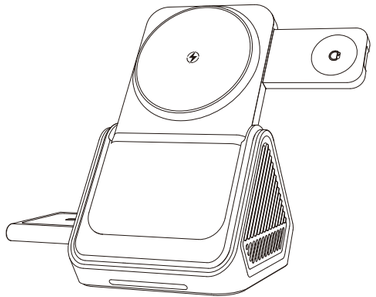

Product Introduction

This is a multifunctional desktop magnetic 3 in 1 wireless charger, which can wirelessly charge mobile phones, earphones, and watches at the same time by power supply.Bid farewell wired shackles and start wireless experience.The wireless charger combine with power bank function.Mobile phone and iWatch wireless charging part can be split with base and used separately.

Product Usage Guide

1.Please connect the product through the Type-C quick charging cable to the PD adapter,to ensure it supports fast wireless charging.
2.The magnetic wireless charger support wireless charging for different sizes of magnetic or qi-enabled smartphones.
3.Pull out the iWatch wireless charger and place the Apple Watch on it, to start wireless charging with 2.5W output.
4.Pull out the earphone wireless charger and place the earphone on it, to start wireless charging with 2.5W output. (Please make sure the earphone face up.)

FCC Warning

This device complies with part 15 of the FCC Rules. Operation is subject to the following two conditions: (1) This device may not cause harmful interference, and (2) this device must accept any interference received, including interference that may cause undesired operation.
Any Changes or modifications not expressly approved by the party responsible for compliance could void the user's authority to operate the equipment.
This equipment has been tested and found to comply with the limits for a Class B digital device, pursuant to part 15 of the FCC Rules. These limits are designed to provide reasonable protection against harmful interference in a residential installation. This equipment generates uses and can radiate radio frequency energy and, if not installed and used in accordance with the instructions, may cause harmful interference to radio communications. However, there is no guarantee that interference will not occur in a particular installation. If this equipment does cause harmful interference to radio or television reception, which can be determined by turning the equipment off and on, the user is encouraged to try to correct the interference by one or more of the following measures:

- Reorient or relocate the receiving antenna.
- Increase the separation between the equipment and receiver.
- Connect the equipment into an outlet on a circuit different from that to which the receiver is connected.
- Consult the dealer or an experienced radio/TV technician for help.

FCC RF exposure statement:（For Wireless Charger Power Bank）
The device has been evaluated to meet general RF exposure requirement. The device can be used in portable exposure condition without restriction.

FCC RF exposure statement:（For Wireless Charging Base）
The equipment complies with FCC radiation exposure limits set forth for an uncontrolled environment. This equipment should be installed and operated with minimum distance between 20cm the radiator your body.

Product Parts Description

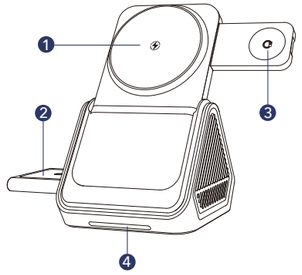

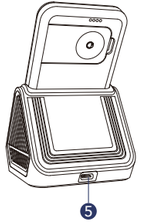

1. Mobile phone charging area
2. Earphone charging area
3. iWatch charging area
4. Earphone wireless charging indicator
5. Input charging port

1.Dismountable
2.Power bank can be use separately after splitting
3.For mobile phone wireless charging

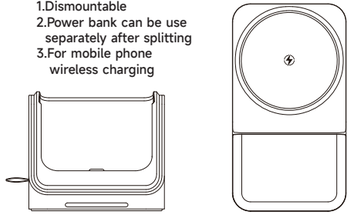

1.Combination use
2.3 in 1 wireless charger
3.Charge the power bank

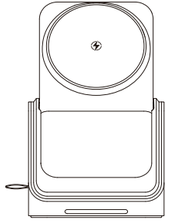

Specifications

Wireless Charger Power Bank
Model: SC-A7
Input: DC 9V/2A, 5V/2A
Type-C Output: 9V/2A, 5V/2A
Output: 15W/10W/5W/3W
Capacity: 5000mAh

Wireless Charging Base
Model: SC-A7C
Input: DC 12V/2A, 9V/2A, 5V/2A
Type-C Output: 9V/2A, 5V/2A
Output: 5W

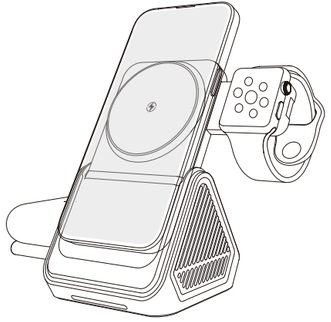

Fast Wireless Charging requires PD30W or above adapter.

Indicators and Protection

1. Power bank indicator: The indicator lights will display according to the battery percentage, the four indicators keep on when the battery is fully charged.
2. No indicator is displayed when the mobile phone and Apple Watch are charging. Apple Watch charging need to press the button to start before use.
3. The base indicator: The ice blue light keeps on when connect to the power, and it turns off 10 seconds later. The ice blue light keeps on when the earphone charging. It will turns off after 5 seconds once removed the earphone.
4. FOD for mobile phone: When put metal or magnet objects like coins and keys on the charger, it will stops power supply and wireless charging.
5. FOD for earphone: When put metal or magnet objects like coins and keys on the charger, the ice blue light flashing all the time.
6. Perfect protective function based on over-voltage, over-current, over-temperature andshort-circuit protection.

Attention

1. Please do not vigorously extrude or collide.
2. Please do not dismantle or put it into fire or water when the product is power on,to avoid short circuit or leakage.
3. Please do not use it in severely high temperature,high humidity or corrosive environment,to avoid damage to the circuit leakage.
4. Please do not put the magnetic strip or chip card (Such as ID card, bankcard etc.)on the charging pad to avoid to cause magneticcard lose efficacy.
5. Please do not put the metal (Such as coin etc.) on the chargingpad when charging,to avoid damage from heating.