Breathe-On(NB)

User Manual

2020. 03.

HUWANT Co.,ltd.

HUWANT

www.huwant.co.kr

Contents

1. Introduce ---------- 1

2. Installation Guide ---------- 2

3. Operation ---------- 3

● Product Specification ---------- 11

● Safety Warning(battery) ---------- 11

● **FCC REGULATORY DISCLOSURES** ---------- 13

1. Introduce

This product is a digital smart respiratory muscle strengthening device using atmospheric pressure sensor based on 'IoT'. For people who need breathing training (cardiopulmonary strengthening), individual difficulty can be adjusted. Respiratory data can be accumulated and confirmed through feedback of volume. Mobile-based breathing training sensors and programs that can be performed continuously, accurately and easily. Can be combined with exercise to perform more effective breathing exercises. Anytime, anyplace, as interesting as a game. Ergonomic design with wrist angle and grip. App games(Total 12 types) - will be updated continuously. Connect with wireless communications. Android base : Smart phone, Tablet PC, Smart TV Interlocking.(iOS is under development) Help to improve breathing exercise & cardiopulmonary endurance.

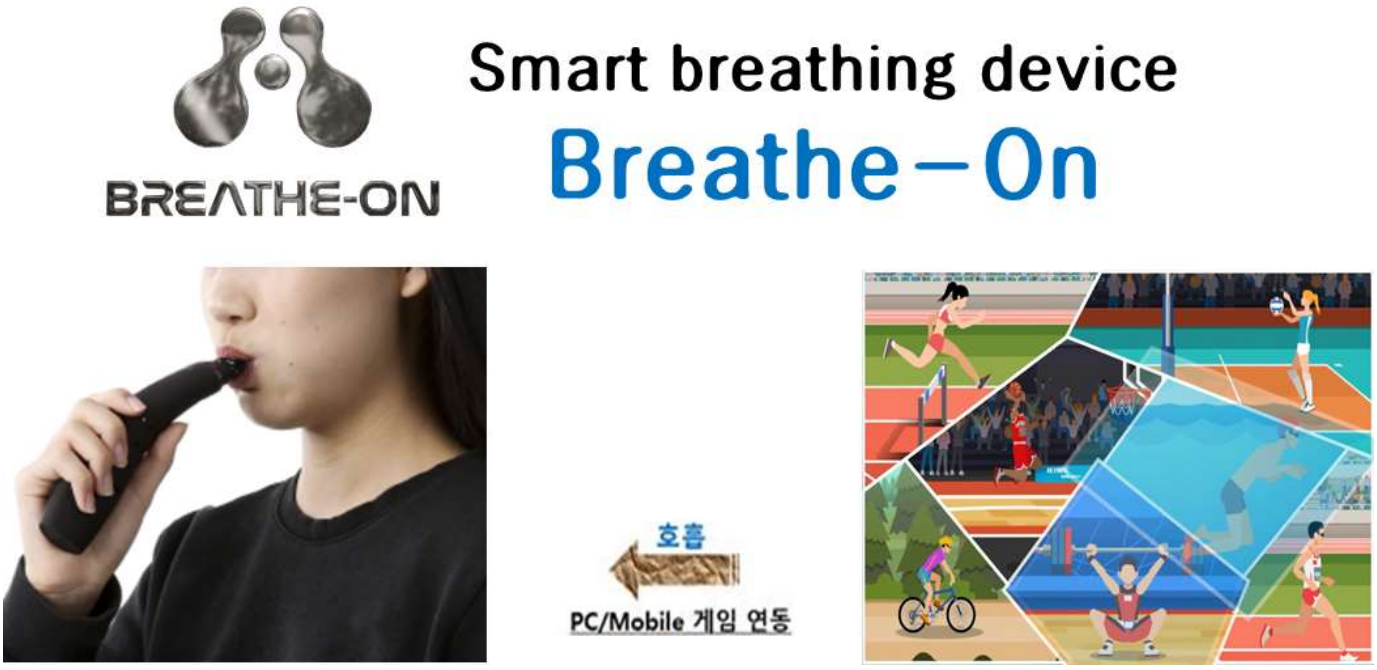

2. Installation Guide

Product Image	Product Image
Product Image	Open Cap

Product Image	Parts Guide
	01 Cap washable 02 Mouth Piece washable 03 Electronic Part DO NOT WASH 04 Body washable

Mouth Piece	Electronic Part
3 air holes → Difficulty control(manual)	Power button Charger connector

3. Operation

Pairing

*First, install the app on your smartphone or tablet.

1. Turn on Bluetooth on your smartphone or tablet.
2. Press the power button on your 'Breathe-On'(Device).
3. Launch the installed app 'Breathe-On' and tap the screen.

4. Press the 'Select User' button at the pop-up page.

5. Do nothing to finish the first pairing and press 'OK' at the bottom of the popup page.

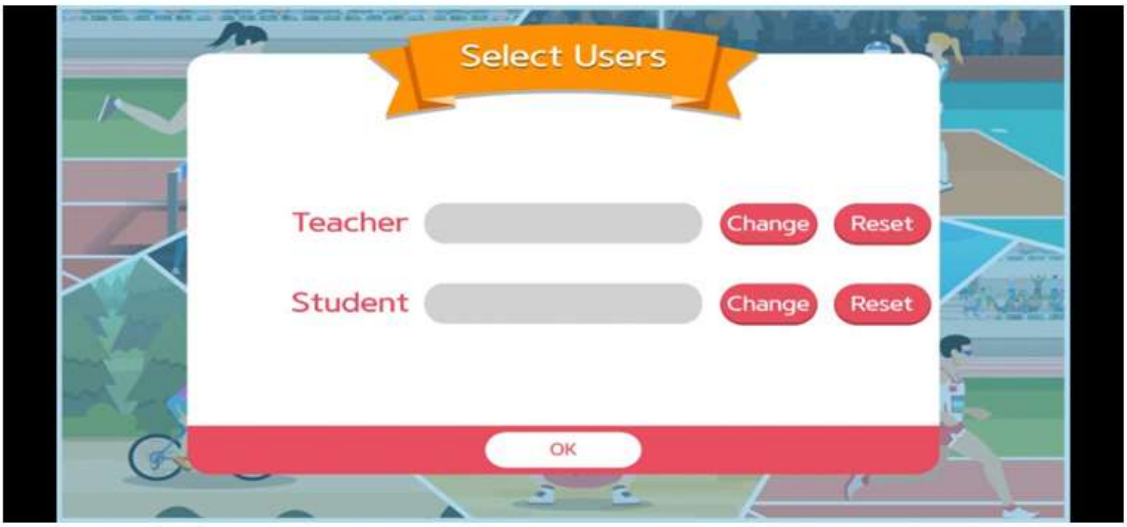

6. Pressing the 'Setting' button on the bottom right of the main screen opens the 'Options' pop-up page.

7. Press the 'Connect(or Disconnect) Bluetooth' button in the middle, the power button stops blinking. Then click the "Close' button at the bottom of the pop-up page and the connection is complete.

Screen description.(Incomplete translation)

*Description of Use 'Breathe-On : 'On' will connect 'Breathe-On' and use all the content by breathing. If you set it to 'Off', you can connect the microphone to use all contents with the strength of voice. I know that many people need breathing training and vocal training at the same time.

Playing

1. Pressing the 'User change' button on the bottom of the main screen.

Playing

2. Teacher is administrator and student is user. If you want to test your use and data verification process, please register and test as 'Student'.
   If you press the 'Change' button, a pop-up page will open and you can register here.
   (The 'Reset' button is reset.)

Playing(Incomplete translation)

3. If you press the 'Change' button, a pop-up page will open and you can register here.(The 'Reset' button is reset.) Suppose you pressed the student change button.

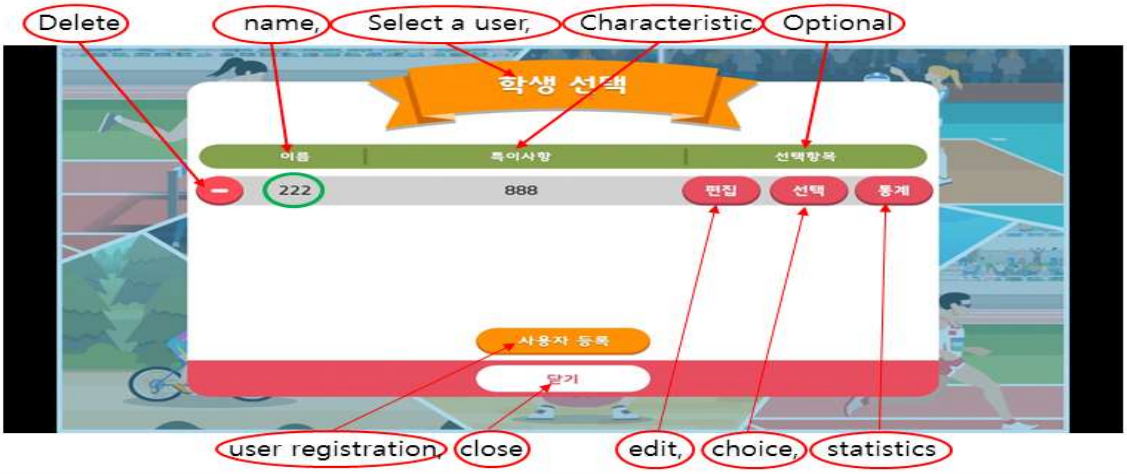

Playing

4. I chose the user '222'.

Playing

5. Select the game to play and press.[ex)Running]

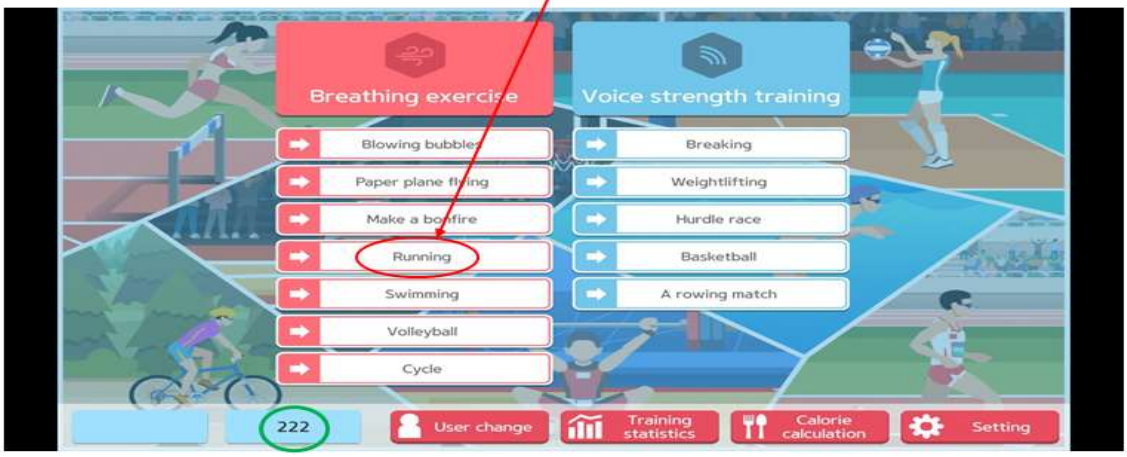

Playing

6. If Select running. A description popup window appears when the game starts. If you try again, the explanatory pop-up window will not appear from the next play, but you can press ? In the upper right corner of the screen if necessary.

Playing

*After all games are selected, a game-rule pop-up page appears. The Korean characters at the top of the game screen will be modified and do not need much consideration.

You can user change

Playing

*When you play for the record, it is recognized that you have done 3 sets once to perform the game.

*Failed sets are not recorded.

*For example, it is performed only once(3 sets) out of 6 times(18 sets).

Playing

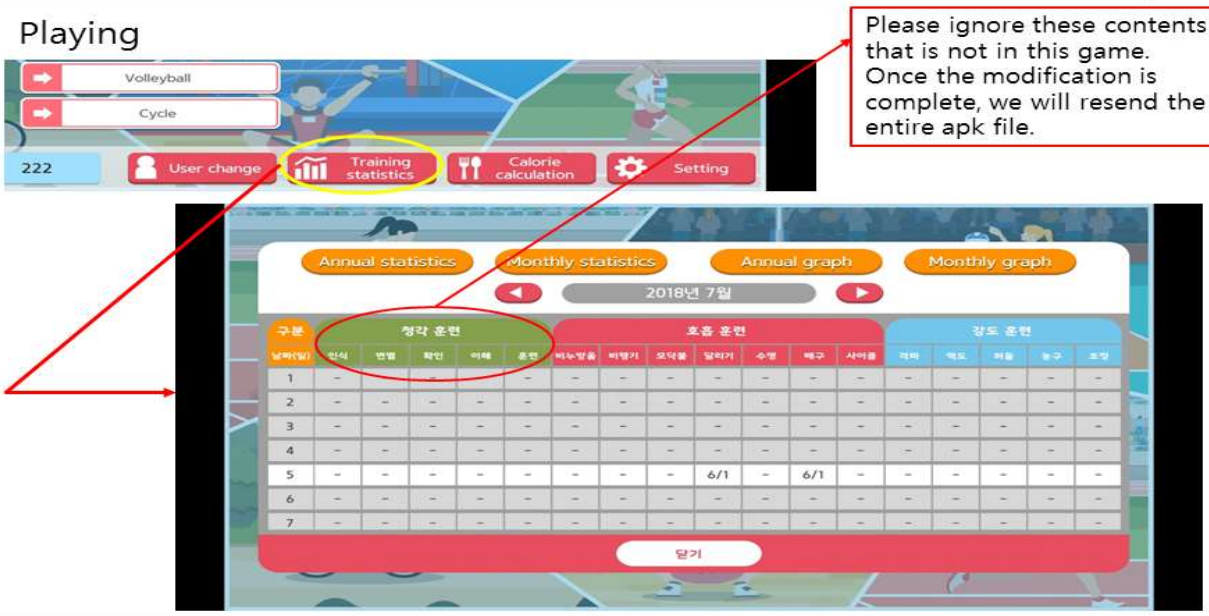

Please ignore these contents that is not in this game. Once the modification is complete, we will resend the entire apk file.

Playing

Breathing exercise contents, which are the same as the order of the main screen.

Playing

Voice strength training contents, which are the same as the order of the main screen.

Playing

It is a function to check the calories consumed during use. It is not scientific verification, so please only refer to it.

Calorie calculation

Usage time(automatic recording)

Weight (user input)

Calorie consumption(automatic calculation)

The user presses the weight after input.

Close button

To exit the game, use the forward (home button) of your smart device.(Incomplete translation)

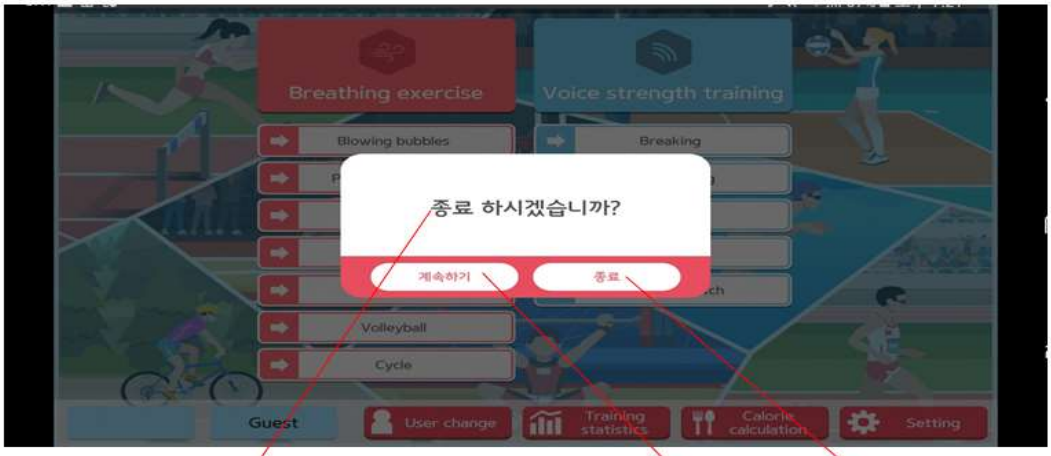

Are you sure you want to quit?

Continue

End

Product Specification

Size of product	170*40*40(mm) H*W*D
Product weight	75g
Usable time (continuous use)	1.5h
Connect	Wireless communication
Battery	100mAh Lithium polymer
Rated voltage	3.7v (Micro USB 5V, 77mA)
Material (body)	Silicon
Material (cap, mouthpiece, electronic parts)	ABS
Communication	Bluetooth 4.0 BLE
Operating Frequency	2402MHz ~ 2480MHz
The maximum RF Output Power	- 4.89dBm
Modulation Type	GFSK for BLE

Safety Warning

- This radio equipment may cause radio interference and can not be used for personal safety related services.
- Risk of fire or explosion if the battery is replaced by an incorrect type.
- Don't disposal of a battery into fire or a hot oven or mechanically crushing or cutting of a b battery.
- Don't leaving a battery in an extremely high temperature surrounding environment.
- To avoid battery subjected to extremely low air pressure.

Company name : HUWANT Co.,ltd.
Product name : Breathe-On
Model name : Breathe-On(NB)
Product date : 2020.
Manufacturer : HUWANT Co.,ltd.
Country : Republic of Korea
FCC ID : 2AVSG-BREATHE-ONNB
Constains FCC ID : QECGWBMD0X
Address : 203 Ho, 201 Dong, 40, Yeonam-ro, Buk-gu, Daegu, Republic of Korea
Zip code : 41542
Tel : +82-53-324-2955
e-mail : huwant@naver.com
Homepage : www.huwant.co.kr

FCC REGULATORY DISCLOSURES

This device complies with Part 15 of the FCC`s Rules. Operation is subject to the following two Conditions: (1) This device may not cause harmful interference, and (2) This device must accept any interference received, including interference that may cause undesirable operation

Note: This equipment has been tested and found to comply with the limit for a Class B digital device, pursuant to part 15 of the FCC Rules.
These limits are designed to provide reasonable protection against harmful interference in a residential Installation. This equipment generates, uses, and can radiate radio frequency energy and, if not installed and used in accordance with the instructions. may cause harmful interference to radio communications. However, there is no guarantee that interference will not occur in a particular installation. If this equipment does cause harmful interference to radio or television reception,
which can be determined by turning the equipment off and on, the user is encourage to try to correct the interference by one or more of the following measures:

- Reorient or relocate the receiving antenna.
- Increase the separation between the equipment and receiver.
Connect the equipment into an outlet on a circuit different from that to which the receiver is connected
- Consult the dealer or an experience radio/TV technician for help

Change or modification not expressly approved by the party responsible for Compliance could void the user's authority to operate the equipment

Caution
Modifications not expressly approved by the party responsible for compliance could void the user's authority to operate the equipment.

This equipment complies with FCC radiation exposure limits set forth for an uncontrolled environment.