深圳市景松科技有限公司

Shenzhen JINGSONG Technology Co., LTD

Product specification recognition letter

Product name: 27Inch cloud photo frame

PRODUCT NAME

Customer's name: Bo Shite

CUSTOMER NAME Customer material number:

MATERIAL CODE

Jingsong material number:023-050-1A. Number 023-050-1B

.Customer	Shenzhen Jingsong Technology Co., Ltd.			
Customer's confirmation	Article Nature	Grind Launch Part	Bear Form	Stone Standard
Date: Year Moon Sun	Date: **2024**Year**08**Moon**27**Sun			

Shenzhen Jingsong Technology Co., Ltd.

Shenzhen Jingsong Technology Co.,LTD

Address:Huaning Road, Dalang Street, Longhua District, Shenzhen 118 No. Weijie Science and Technology Park 1 Ridge pole Three Building with more than one storey B. District elevator

Telephone: 23744434 Fax:23744434

1.Aim

.Standardize the product specifications and test methods of the mobile communication terminal antenna produced by Shenzhen Jingsong Technology Co., Ltd. to avoid errors caused by different test conditions and methods.

Two.Overview of product categories and models

2.1 Overview of product models

This report mainly outlines27Inch cloud photo frameThe electrical results of the antenna designed by the project. The design frequency band of this antenna is: BT.: Two.4G/2.4GWIFI/5.8GWIFISection.

3.Basic parameters and experimental equipment description

3.1 Basic parameters

Product electrical performance index	
Operating frequency range	2400 to 2500 MHz 5100-5800 MHz
Stationary Bobby	2400-2500 MHz: < 1.5 5100-5800 MHz.: <1.5
Antenna gain	2400-2500 MHz: 1dBi ± 0.5dBi 5100-5800 MHz:1.5dBi±0.5dBi
Radiation efficiency	2400-2500 MHz: > 50% 5100-5800 MHz:>50%
.Impedance	50 ohm
Description of product materials	
FPC.	Coaxial line
Product environment description	
Working temperature	- 30℃ ~ + 85℃
Storage temperature	- 30℃ ~ + 85℃

3.2 Description of experimental equipment

List.	Testing project.	Equipment.

1. S Parameters.	1. Return loss. Two. VSWR at	Network analyzer: Agilent 8753ES.
Two. Coupling power test	1. Transmission power 2. Receiving sensitivity	Comprehensive tester: Agilent 8960. E5515C.
3. Radiation pattern and gain	1. Radiation pattern 2. Antenna gain.	1. Darkroom.: 7x4x3 m (3D) 2. Network analyzer :Agilent. 8753ES.

.4.1 WiFi.Antenna standing wave ratio

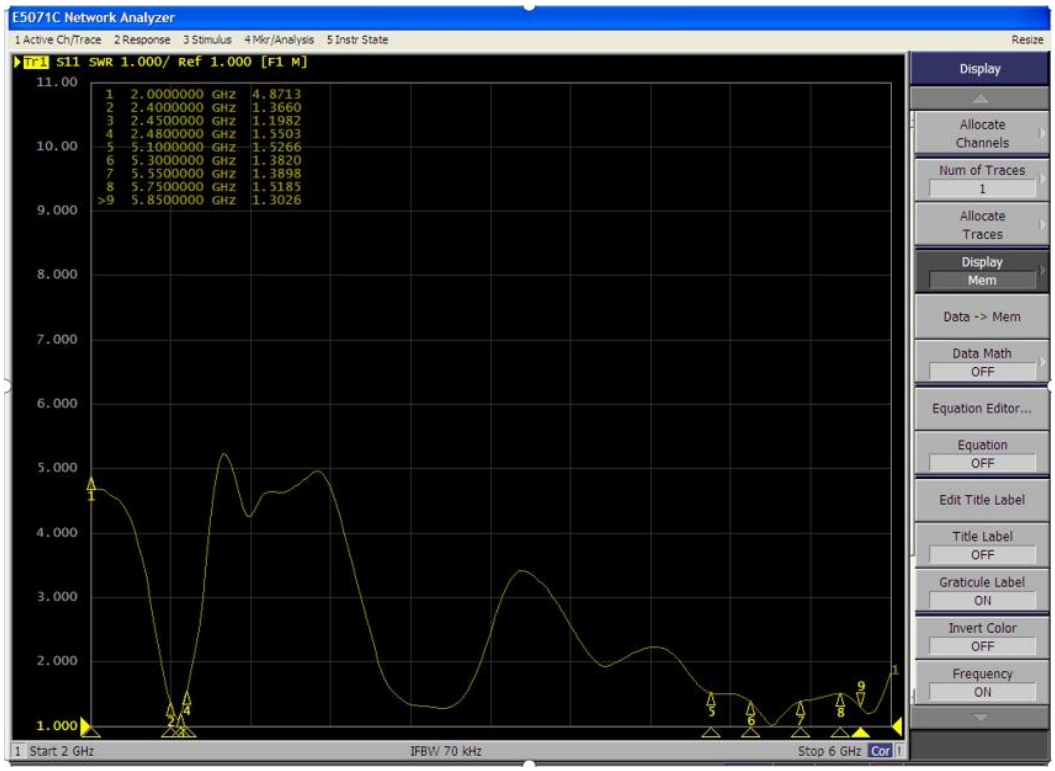

4.2 BT Antenna stationary wave diagram

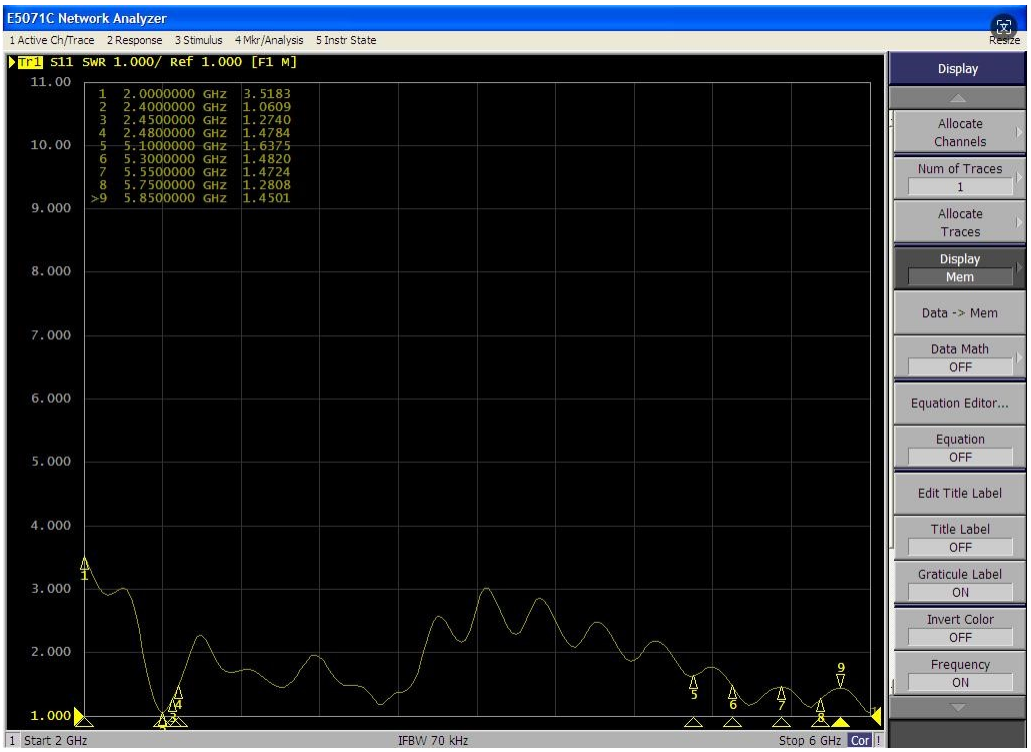

5.1WiFi. .Aerial2.4 G Passive data

Wi-FiTest data:		
Wi-Fi 2.4 G		
Freq (MHz)	Efficiency (%).	Gain (DBi)
2400	50.2	1.52
2410	50.3	1.56
2420	51.2	1.53
2430	50.4	1.58
2440	50.6	1.61
2450	50.6	1.62

2460	50.2	1.57
2470	50.4	1.54
2480	50.6	1.56

5.2WiFi 2.4 Direction map

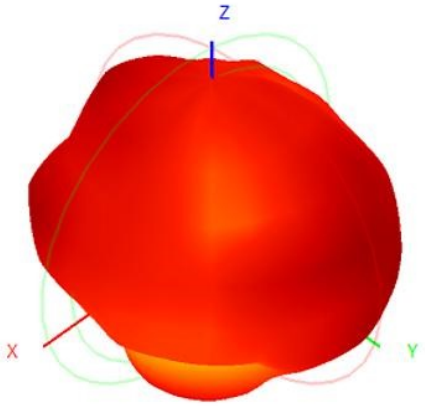

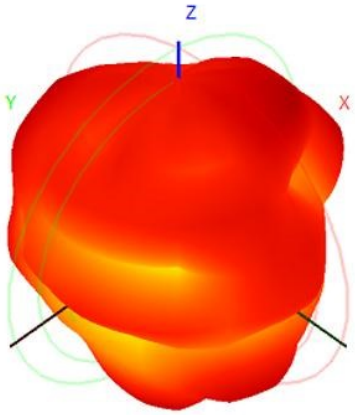

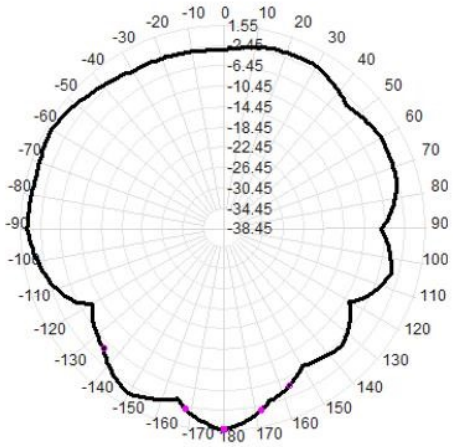

5.3WiFi. .Aerial5G. Passive data

Wi-FiTest data:		
WIFI: 5.8 G		
Freq (MHz)	Efficiency (%).	Gain (DBi)
5150	57.3	1.82
5200	56.3	1.77
5250	58.4	2.04
5300	56.2	1.78
5350	56.4	1.77
5400	56.2	1.66
5450	57.6	1.72
5500	57.8	1.79
5550	58.2	2.07

5600	56.6	1.75
5650	57.8	2.04
5700	58.1	2.08
5750	57.6	2.87
5800	57.8	2.86
5850	56.8	1.77

5.4WiFi 5G Direction map

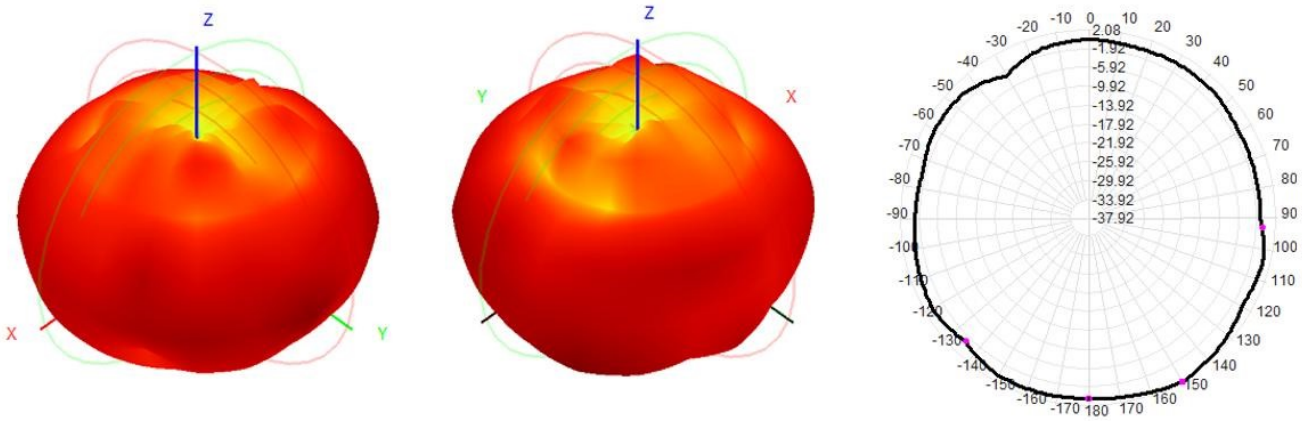

5.5 BT. Antenna passive data

Wi-FiTest data:		
Wi-Fi 2.4 G		
Freq (MHz)	Efficiency (%).	Gain (DBi)
2400	50.1	1.52
2410	50.2	1.53
2420	50.6	1.51
2430	50.4	1.51
2440	50.2	1.51

2450	50.7	1.54
2460	50.2	1.52
2470	50.1	1.51
2480	50.2	1.53

5.6BT. Direction map

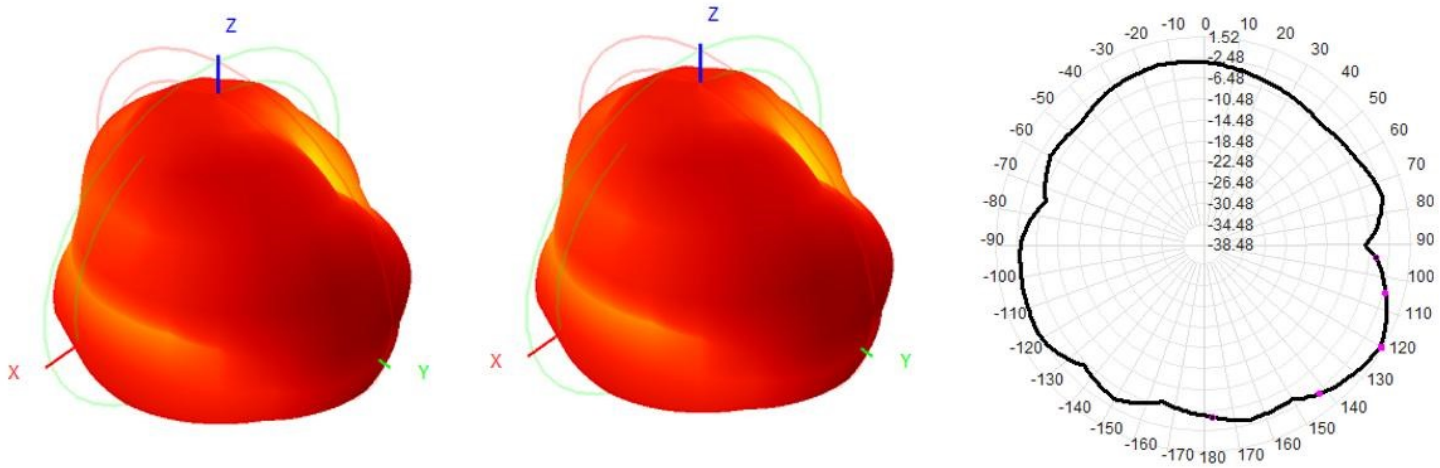

6.1 . Antenna assembly diagram



7.1 Active data

天线测试报告	802.11B Antenna Performance Table			802.11G Antenna Performance Table		
Channel	CH 1	CH 6	CH11	CH 1	CH 6	CH 11
Max Power(dBm)	19.3	19.8	19.4	18.3	19.2	18.7
TRP(dBm)	16.3	16.8	16.7	15.3	16.8	15.4
Sensitivity(dBm)	-84.9	-84.3	-84.5	-73.6	-72.8	-72.1
TIS(dBm)	-81.3	-81.4	-80.6	-70.3	-69.5	-69.8
天线测试报告	802.11N Antenna Performance Table			802.11A Antenna Performance Table		
Channel	CH 1	CH 6	CH11	CH149	CH157	CH165
Max Power(dBm)	15.3	16.4	16.8	16.2	16.3	15.4
TRP(dBm)	12.8	13.8	13.4	13.6	13.4	12.8
Sensitivity(dBm)	-68.3	-67.2	-68.9	-72.6	-73.1	-72.3
TIS(dBm)	-65.8	-64.2	-65.1	-69.3	-70.3	-69.4

8.1 Product2D. Structure diagram and remarks

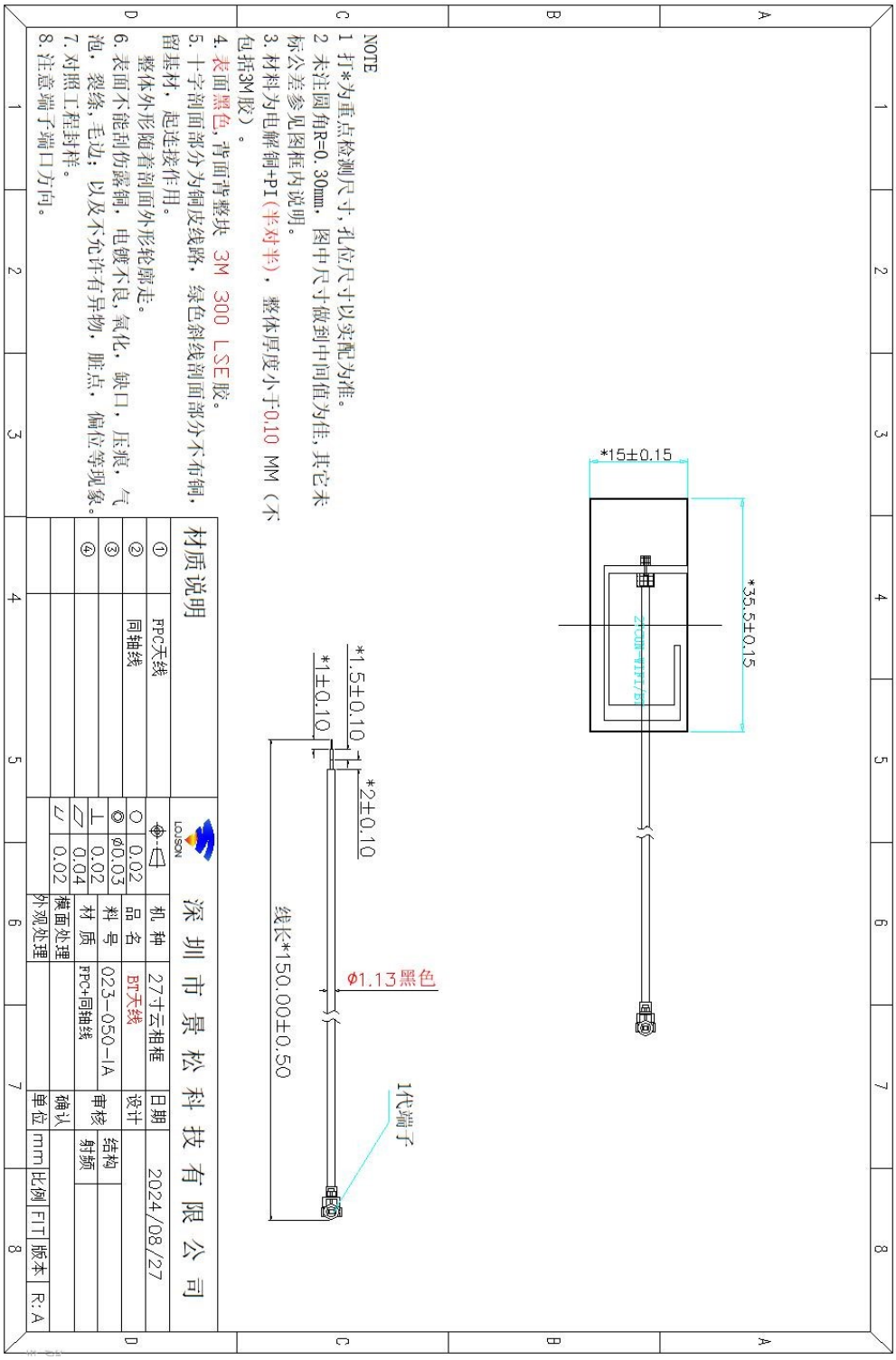

深圳市景松科技有限公司

Shenzhen JINGSONG Technology Co., LTD

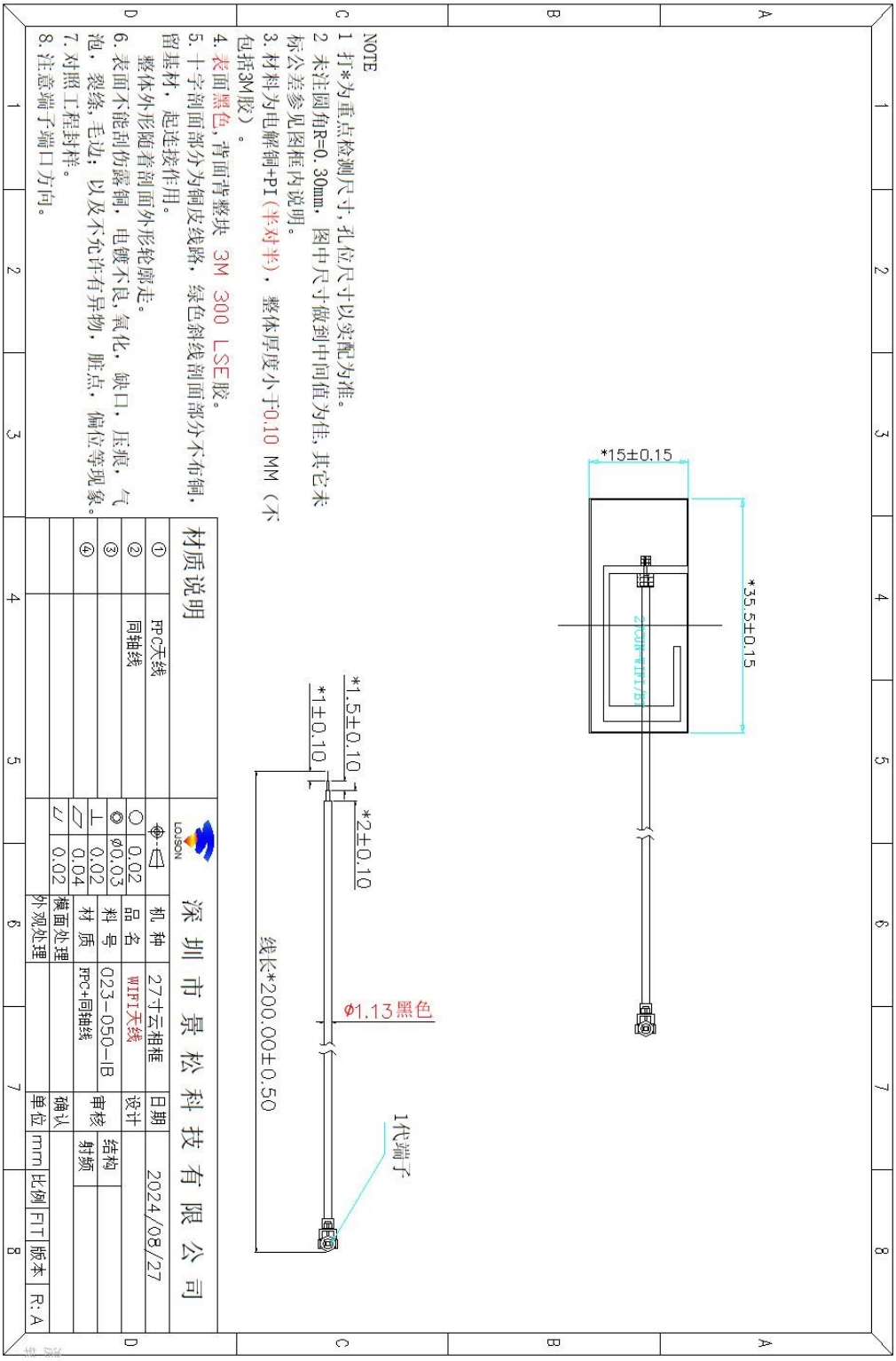

拟定	阳形运		版本	A
发文部门	研发部	深圳市景松科技有限公司	发行日期	24.07.04

9.1 Environmental Characteristic

Test item	Test description.
1. Low temperature	Temp.: -20 ℃ Time: 24 hours
Two. High temperature	Temp.: 80℃ Time: 24 hours
3. Salt fog	5±0.1% Nad salt fog PH Value: 6.5-7.2 Temp: 35±1℃ Time: 24 hours

.10.1 Reliability test report Characteristics and Reliability Test

深圳市景松科技有限公司

Shenzhen JINGSONG Technology Co., LTD

Test items Measure Try Item		Test condition and procedure Test method	Requireme. Its Want Seek	Result. Result
C1.	V.S.W.R. Voltage standing wave ratio	Set DUT on Network Analyzer; make individual calibration to Test Set up network analyzer parameters for testing	Directive specification Standard DUT. Conform to be tested Rules	PASS
C3.	Antenna. Gain Sky Line gain	Set DUT on Antenna Chamber; make individual calibration to Test Set up antenna darkroom parameters for testing	Directive specification Standard DUT. Conform to be tested Rules	PASS
M1.	Vibration. Vibrate	GB / T2423.48-2008 Amplitude: 0.03 inch (1.5mm); Freq: 20 to 80 to 20 Hz 3 directions;2 hours for each direction Amplitude 1.5 mm; Frequency 20~80~20Hz;Three Each direction 2 hours	1. No Visual Damage Two. Show outside Frequency Tol. ≤5 percentUnknown Poor view ;Frequency shift≤ 5 percent	PASS
M4.	Pull test Pulling force	Holding with individual specification; force Applied to Axis of Connector.Define the product terminal pull separately Physical strength	1. Directive. DUT. Specification Two. Frequency Tol. ≤5 percentAccord with To be tested Property norms ;Frequency shift≤ 5 percent	PASS
M5.	Magnetic force Magnetic force	The separate definition of retention product magnetic surface magnets and adsorption on the iron Define the product separately .Magnet surface magnetic force and holding force on the adsorption iron plate	1. Directive DUT specification. Two. Frequency Tol. ≤ 5 percentTally Wait together Measurement specification ;Frequency shift≤5 percent	PASS
.M6.	Sway. Test Swing test	Holding With Individual Specification; the Swing joint and Wire, wire and plastic body test.Set separately Psythetic connector and wire, wire .Swing test with plastic body .	1. Directive DUT specification. Two. Frequency Tol. ≤ 5 percentTally Wait together Measurement specification ;Frequency shift≤5 percent	PASS
M7.	Dimension N Measurement	Inspection of dimension, color, material, package, surface process.Check the size ,Color ,Material ,Bag Luggage,On the surface Manage	Directive. DUT. Specification Conform to be tested Standardize	PASS
E2.	Salt. Spray. Salt mist	.GB/T 2423.17-2008 Temp: 35°C; RH: ≥ 95%; NaCl solution: ≥ 5%; Time: 24 hours Temperature 35°C; Humidity≥95 percent;Salt water concentration≥5 percent ; Test 24 hours	1. No visual damage 2. Frequency Tol. ≤5 percentUnknown Show outside Poor view ;Frequency shift≤ 5 percent	PASS

深圳市景松科技有限公司

E3.	Temperat. .Ure And Humidity Chamber. Constant temperature and humidity	GB/T 2423.3-2006 Temp: ≥ 80 °C / 12 H; -40°C / .12H RH: 90%; Time: 24H Temperature and humidity≥ 90 percent ; Time 24 hours	80°C Test 12 hours Turn-40°C Test 12 hours;	After 2 Hours Recovery 1. No visual damage 2. Frequency Tol. ≤5 percentRecovery 2 hours After that, there is no obvious appearance defect. ; Frequency shift≤5 percent	PASS
E4.	Thermal Shock. Cold and hot shock	GB/T 2423.22 - 2008 - Minutes);Cycles: 24	40°C (30 minutes) to + 80° C (30	.After 2 Hours Recovery 1. Number Visual damage 2. Frequency Tol. ≤5 percent	PASS

11 Product packaging specificationsCode for product packaging

Product name/Specifications

I. Label requirements

Customer's name	****		
Supplier's name	***	Purchase order number	***
Material number	***	Name of material	***
Material specifications	***	Quantity	***
Production date	***	Inspector	***

.Material label

Supplier	***		
Project name:	***		
Material code:	***		
Material specifications	***		
Delivery date:	***	Delivery quantity:	***

II. Instructions for packing requirements:

1. Inner packaging:

Product 150 PCS. A small bag

2. Outer packaging:

Determine the quantity according to the actual quantity/Chest

纸箱

Precautions:

1. Whether to add partitions and pearl cotton;

2. The attachment of the label, such asROHS. And so on;

深圳市景松科技有限公司