英文认证版

第一部分 – 首页

Nreal Light Developer Kit

NR-9100

Made by Beijing Unicorn Technology Co.,Ltd

第二部分 - Quick Guide

Quick Guide

STEP1 - Turn On Computing Unit

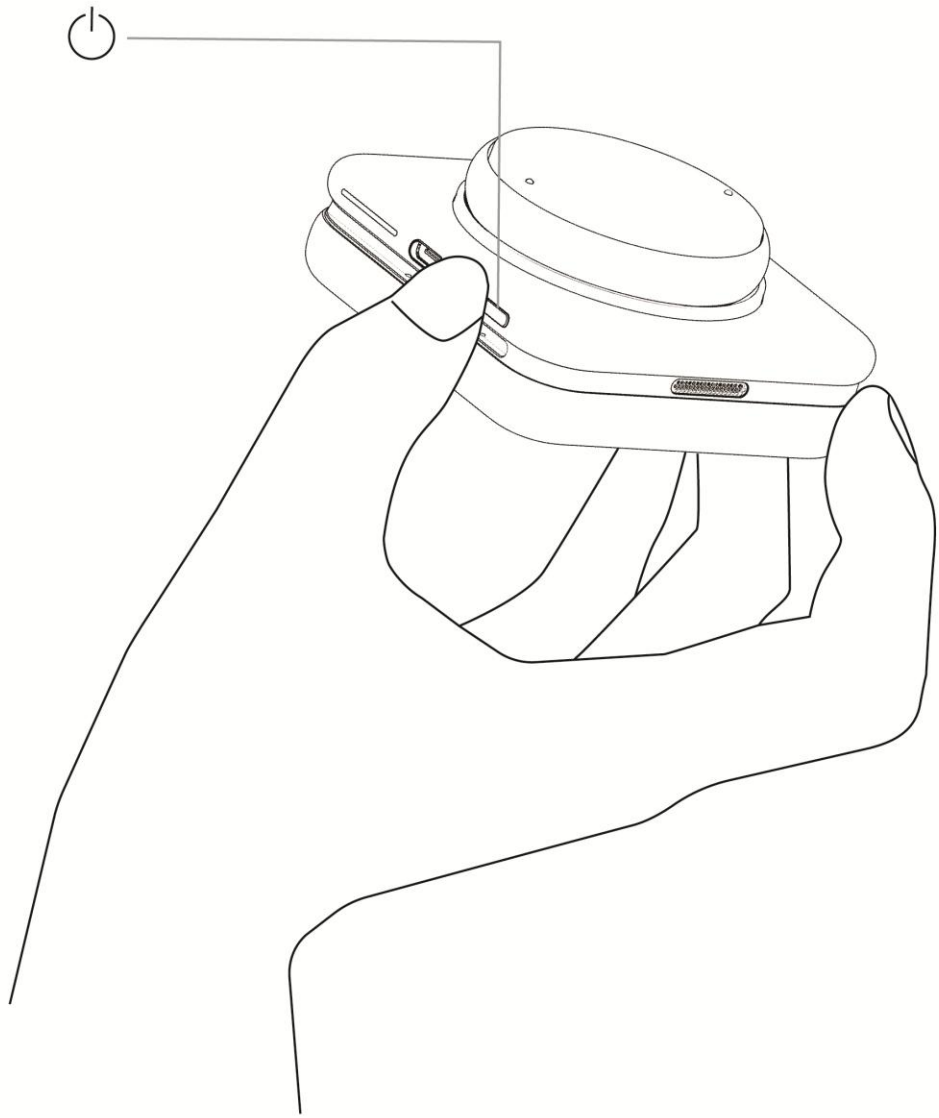

Long press the power button util the indicator light starts blinking, then wait the indicator light turns into green.

STEP2 - Turn On Controller

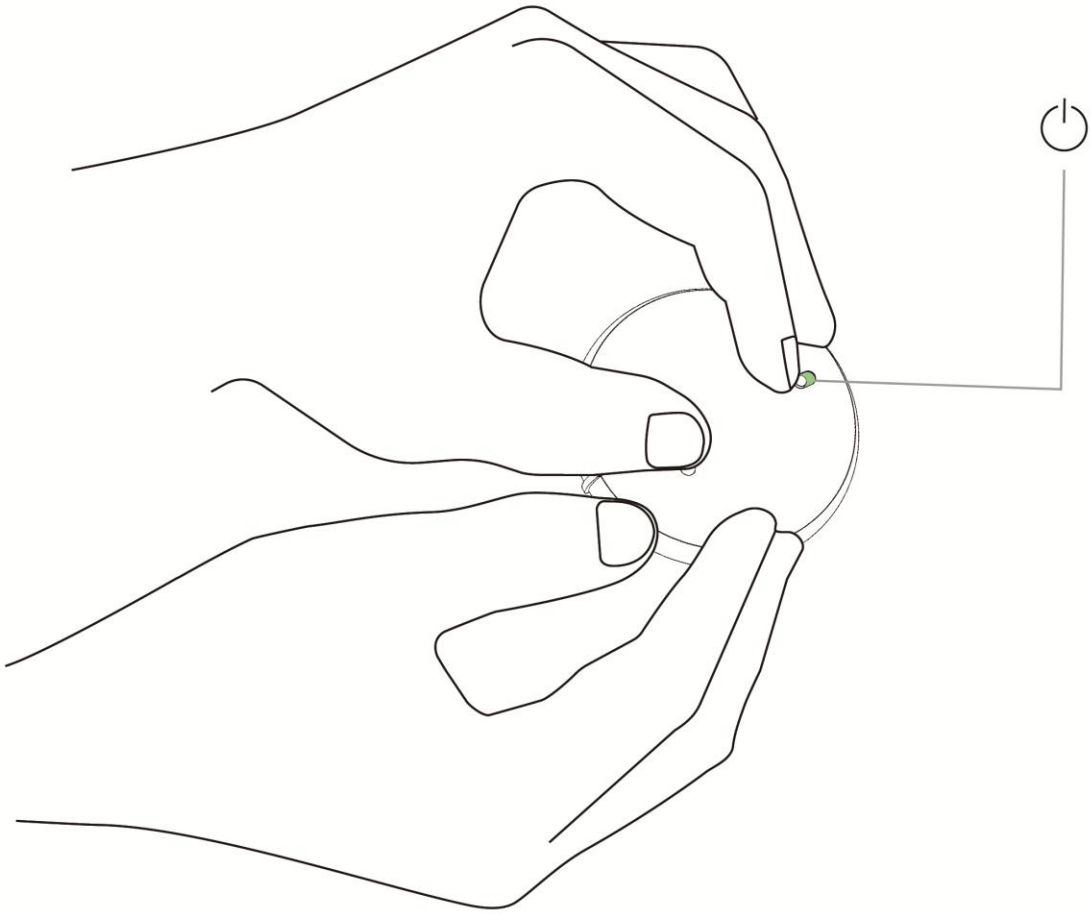

Switch the button at the back of the controller to green, long press the center of the touchpad until the controller light turns into green.

STEP3 - Pick a Proper Nose Pad and Corrective Lenses (If Needed)

Nose Pad	Nasal Bridge

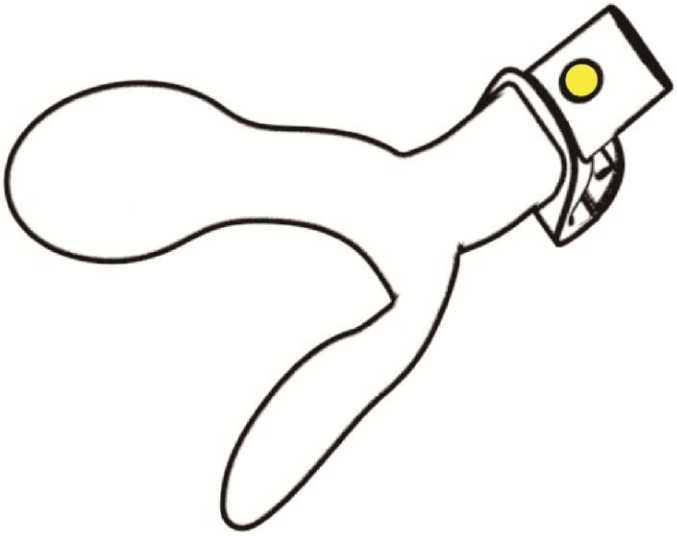	Low

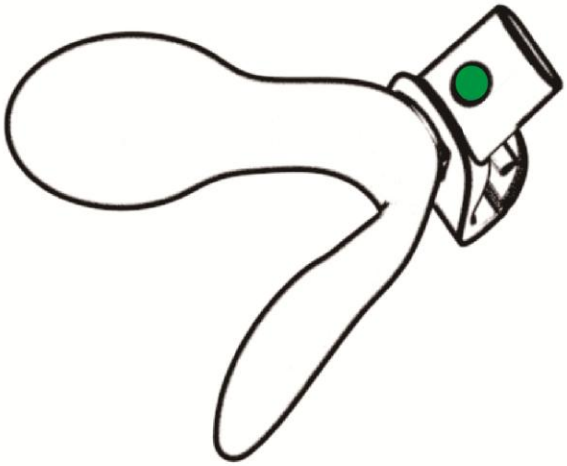	Medium

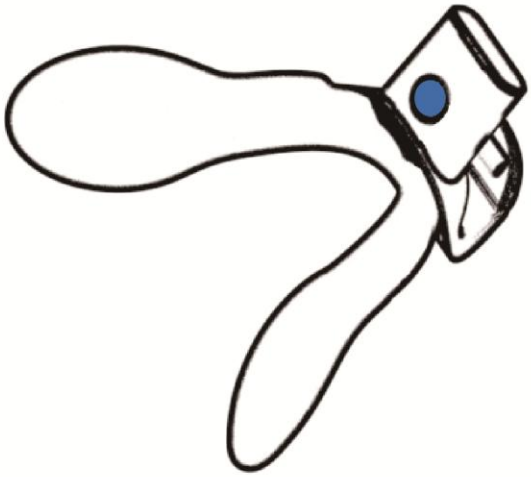	High

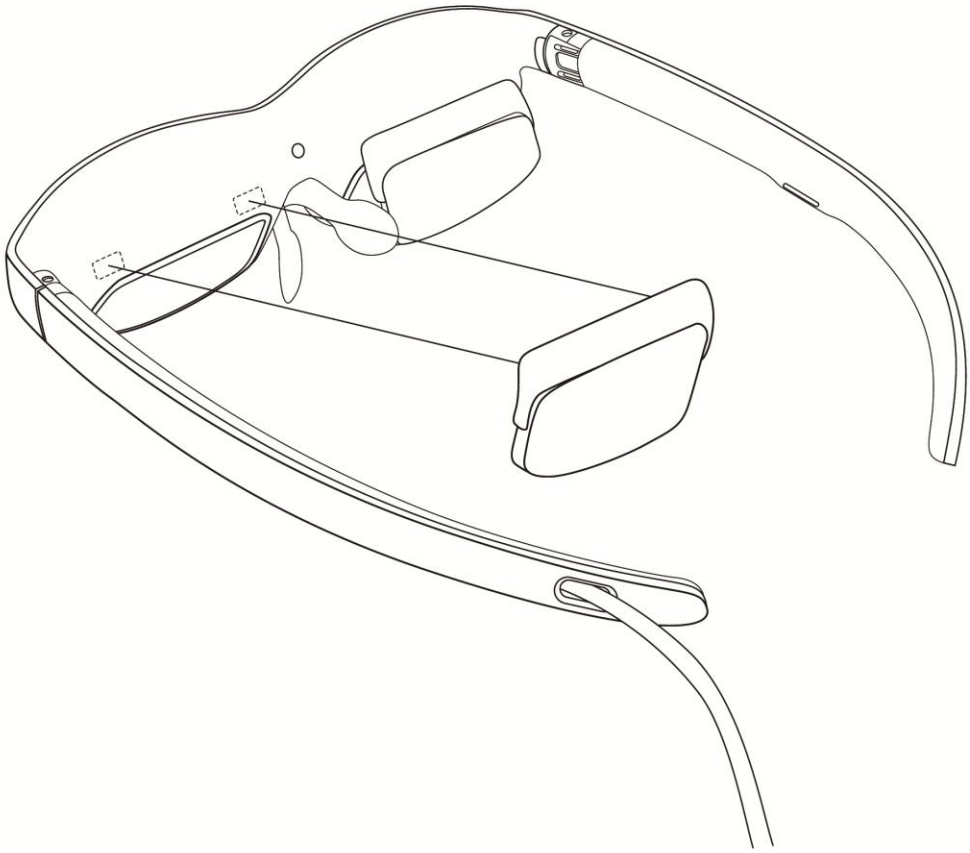

Pick a proper nose pad for you, and plug it into the glasses. If you need corrective lenses, you could attach them on the glasses.

STEP4 - Connect Glasses and Computing Units

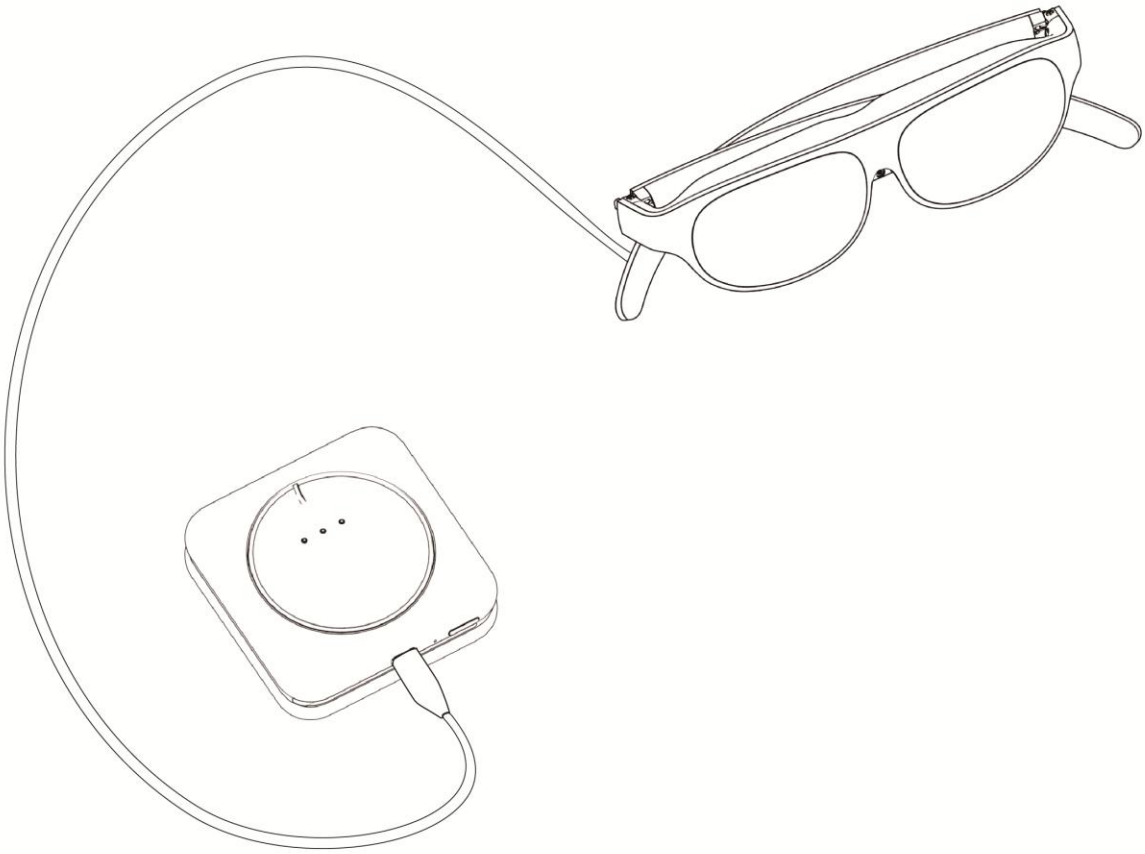

Plug the Nreal Light glasses' USB Type-C cable into the computing unit.

STEP5 - How to Use Controller

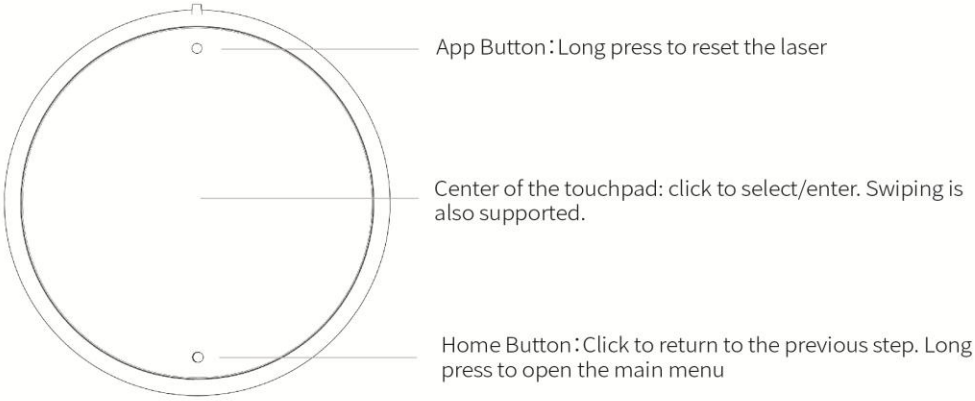

STEP6 - Put on Glasses and Enjoy!

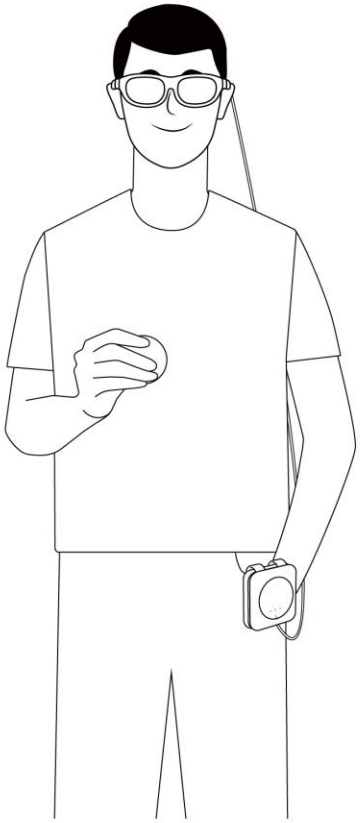

How to Change Volume and Brightness

Ⓐ Volume Button
Ⓑ Brightness Button

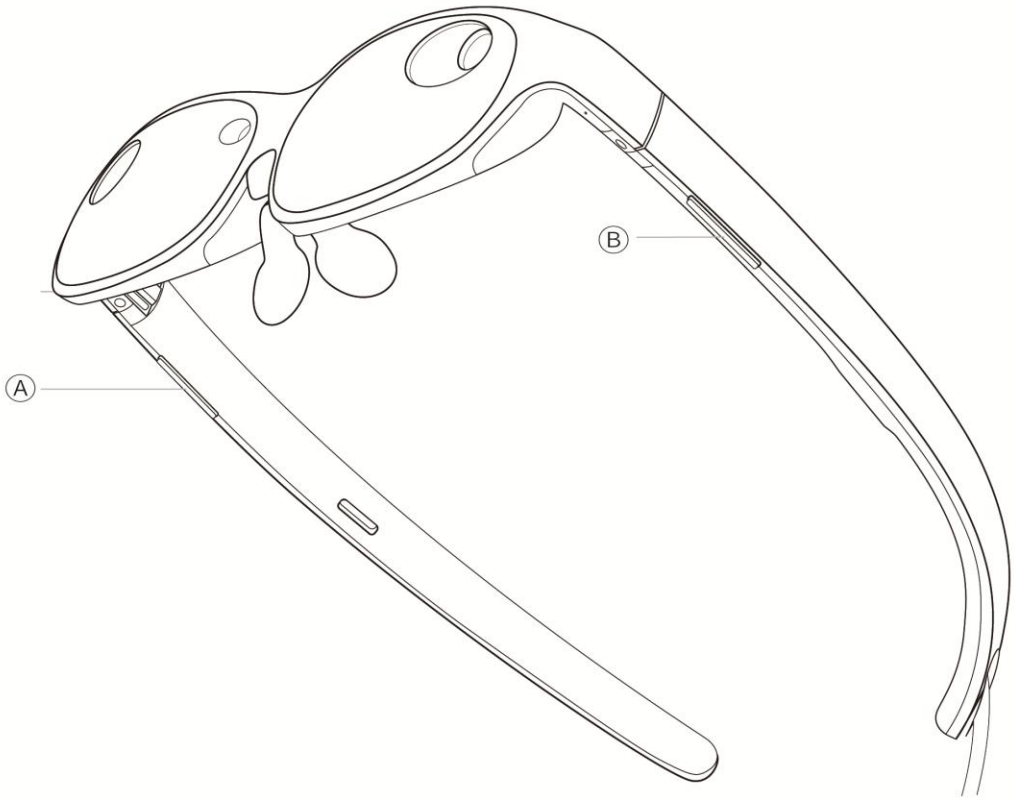

For More Information

Please visit our support page. https://support.nreal.ai/dev-kit

Charger Caution

Please use common USB Cable or original charger, Otherwise, It may result to danger. When you use a charger for charging, adapter shall be installed near the equipment and shall be easily accessible.

Manufacturer of Power Adapter: Huizhou Jinhu Industrial Development Co.,Ltd.

Parameters of Power adapter: Input 100-240Vac ~50/60Hz 0.6A ; Output 5.0Vdc 3.0A ;9.0Vdc 2.0A; 12.0Vdc 1.5A

The product shall only be connected to a USB interface of version USB Type-C.

Battery Instructions and Caution

- Use a specified charger(by the manufacturer) .
- Do not continue to use if there is severe swelling.
- Do not put in high temperature environment.
- Do not disassemble the battery, impact, squeeze or put it into fire.
- Heat above 55℃ or incinerate, follow manufacturer's instructions.

Risk of explosion if battery is replaced by an incorrect type dispose of used batteries according to the instructions.

Extreme Temperature

45° C

RF

The device complies with RF specifications when the device used at 0mm form your body.

CE Declaration

Declaration Of Conformity Hereby, Beijing Unicorn Technology Co.,Ltd declares that this Nreal Light Developer Kit is in compliance with the essential requirements and other relevant provisions of directive 1995/5/EC.

FCC Statement

This equipment has been tested and found to comply with the limits for a Class B digital device, pursuant to part 15 of the FCC Rules. These limits are designed to provide reasonable protection against harmful interference in a residential installation. This equipment generates, uses and can radiate radio frequency energy and, if not installed and used in accordance with the instructions, may cause harmful interference to radio communications. However, there is no guarantee that interference will not occur in a particular installation. If this equipment does cause harmful interference to radio or television reception, which can be determined by turning the equipment off and on, the user is encouraged to try to correct the interference by one or more of the following measures:

- Reorient or relocate the receiving antenna.
- Increase the separation between the equipment and receiver.
- Connect the equipment into an outlet on a circuit different from that to which the receiver is connected.Consult the dealer or an experienced radio/TV technician for help.

Caution: Any changes or modifications to this device not explicitly approved by manufacturer could void your authority to operate this equipment.

This device complies with part 15 of the FCC Rules. Operation is subject to the following two conditions: (1) This device may not cause harmful interference, and (2) this device must accept any interference received, including interference that may cause undesired operation.

IC Warning Statements

This device complies with Industry Canada licence-exempt RSS standard(s). Operation is subject to the following two conditions:

1. This device may not cause interference
2. This device must accept any interference, including interference that may cause undesired operation of the device.

The digital apparatus complies with Canadian CAN ICES-3 (B)/NMB-3(B)

Specific Absorption Rate (SAR) information:

This Nreal Computing Unit meets the government's requirements for exposure to radio waves. The guidelines are based on standards that were developed by independent scientific organizations through periodic and thorough evaluation of scientific studies. The standards include a substantial safety margin designed to assure the safety of all persons regardless of age or health.

FCC RF Exposure Information and Statement

The SAR limit of USA (FCC) is 1.6 W/kg averaged over one gram of tissue. Device types: NR-9100UGL (FCC ID: 2AVT4-NR9100UGL) has also been tested against this SAR limit. The highest SAR value reported under this standard during product certification when properly worn on the body is 1.412W/kg. This device was tested for typical body-worn operations with the back of the handset kept 10mm from the body. To maintain compliance with FCC RF exposure requirements, use accessories that maintain a 10mm separation distance between the user's body and the back of the handset. The use of belt clips, holsters and similar accessories should not contain metallic components in its assembly. The use of accessories that do not satisfy these requirements may not comply with FCC RF exposure requirements, and should be avoided.

Body-worn Operation

This device was tested for typical body-worn operations. To comply with RF exposure requirements, a minimum separation distance of 10mm must be maintained between the user' s body and the handset, including the antenna. Third-party belt-clips, holsters, and similar accessories used by this device should not contain any metallic components. Body-worn accessories that do not meet these requirements may not comply with RF exposure requirements and should be avoided. Use only the supplied or an approved antenna.