Appendix A

Detailed System Check Results

1. System Performance Check
System Performance Check 2450 MHz Head
System Performance Check 5250 MHz Head
System Performance Check 5750 MHz Head

Test Laboratory: LCS-SAR Lab

System Check_2450Mhz

DUT: D2450V2; Type: D2450V2; Serial:808

Communication System: UID 0, CW (0); Frequency: 2450 MHz;Duty Cycle: 1:1
Medium parameters used: f = 2450 MHz; σ = 1.812 S/m; ε_r = 38.397; ρ = 1000 kg/m^3
Phantom section: Flat Section

DASY Configuration:

- Probe: EX3DV4 - SN3805; ConvF(7.38, 7.38, 7.38); Calibrated: 2026/3/2;
- Sensor-Surface: 2mm (Mechanical Surface Detection)
- Electronics: DAE3 Sn373; Calibrated: 2026/3/2
- Phantom: ELI v5.0; Type: ELI; Serial: 2010
- DASY52 52.8.8(1222); SEMCAD X 14.6.10(7331)

Configuration/Unnamed procedure/Area Scan (4x8x1): Measurement grid: dx=12mm, dy=12mm
Maximum value of SAR (measured) = 7.41 W/kg

Configuration/Unnamed procedure/Zoom Scan (7x7x7)/Cube 0: Measurement grid: dx=5mm, dy=5mm, dz=5mm
Reference Value = 42.38 V/m; Power Drift = -0.11 dB
Peak SAR (extrapolated) = 10.9 W/kg
SAR(1 g) = 5.23 W/kg; SAR(10 g) = 2.46 W/kg
Maximum value of SAR (measured) = 7.76 W/kg

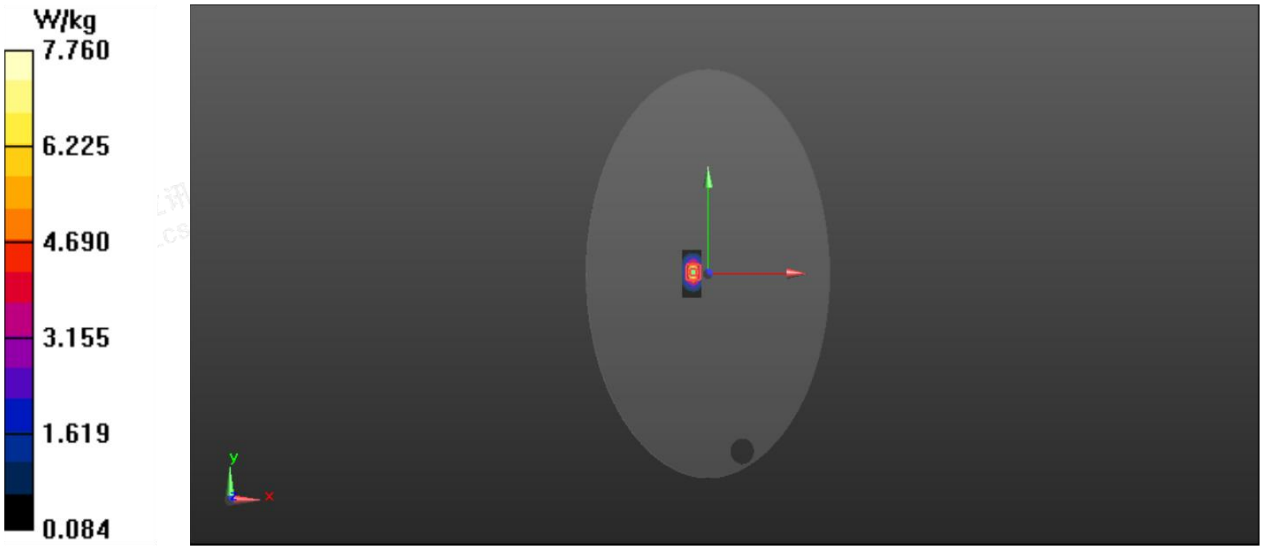

Test Laboratory: LCS-SAR Lab

System Check_5250Mhz

DUT: D5GHzV2; Type: D5GHzV2; Serial: 1046

Communication System: UID 0, CW (0); Frequency: 5250 MHz;Duty Cycle: 1:1
Medium parameters used: f = 5250 MHz; σ = 4.704 S/m; ε_r = 36.115; ρ = 1000 kg/m^3
Phantom section: Flat Section

DASY Configuration:

- Probe: EX3DV4 - SN3805; ConvF(5.35, 5.35, 5.35); Calibrated: 2026/3/2;
- Sensor-Surface: 2mm (Mechanical Surface Detection)
- Electronics: DAE3 Sn373; Calibrated: 2026/3/2
- Phantom: ELI v5.0; Type: ELI; Serial: 2010
- DASY52 52.8.8(1222); SEMCAD X 14.6.10(7331)

Configuration/Unnamed procedure/Area Scan (5x5x1): Measurement grid: dx=10mm, dy=10mm
Maximum value of SAR (measured) = 14.2 W/kg

Configuration/Unnamed procedure/Zoom Scan (7x7x12)/Cube 0: Measurement grid: dx=4mm, dy=4mm, dz=2mm
Reference Value = 43.79 V/m; Power Drift = 0.03 dB
Peak SAR (extrapolated) = 16.3 W/kg
SAR(1 g) = 7.81 W/kg; SAR(10 g) = 2.24 W/kg
Maximum value of SAR (measured) = 14.6 W/kg

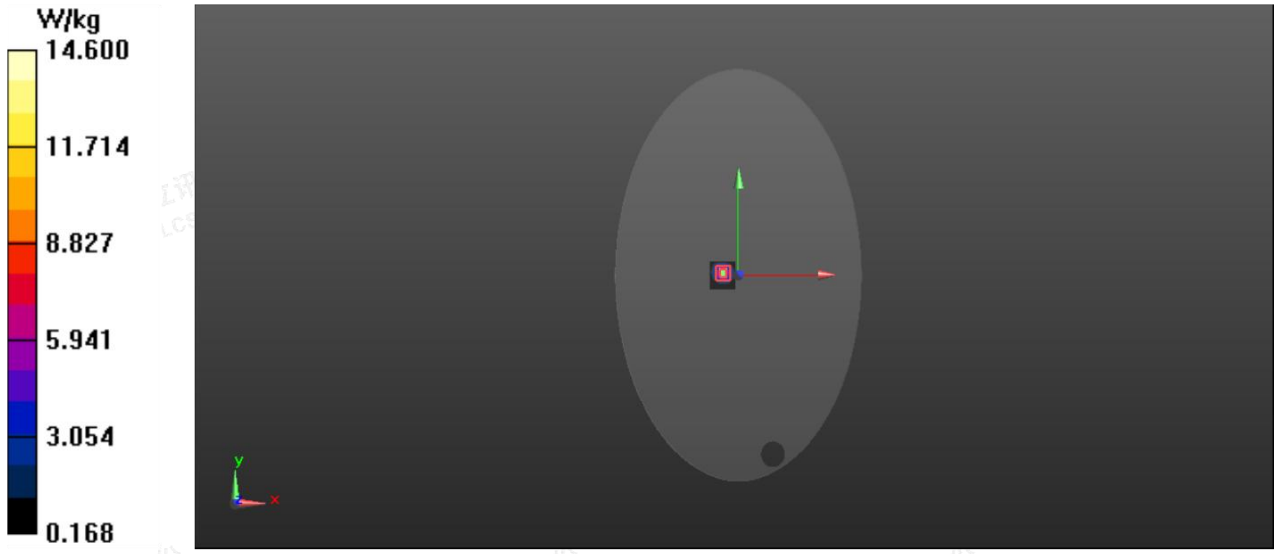

Date: 2026/9/4

Test Laboratory: LCS-SAR Lab

System Check_5750Mhz

DUT: D5GHzV2; Type: D5GHzV2; Serial: 1046

Communication System: UID 0, CW (0); Frequency: 5750 MHz;Duty Cycle: 1:1
Medium parameters used: f = 5750 MHz; σ = 5.214 S/m; ε_r =34.968; ρ = 1000 kg/m^3
Phantom section: Flat Section

DASY Configuration:

- Probe: EX3DV4 - SN3805; ConvF(4.87, 4.87, 4.87); Calibrated: 2026/3/2;
- Sensor-Surface: 2mm (Mechanical Surface Detection)
- Electronics: DAE3 Sn373; Calibrated: 2026/3/2
- Phantom: ELI v5.0; Type: ELI; Serial: 2010
- DASY52 52.8.8(1222); SEMCAD X 14.6.10(7331)

Configuration/Unnamed procedure/Area Scan (5x5x1): Measurement grid: dx=10mm, dy=10mm
Maximum value of SAR (measured) = 15.2 W/kg
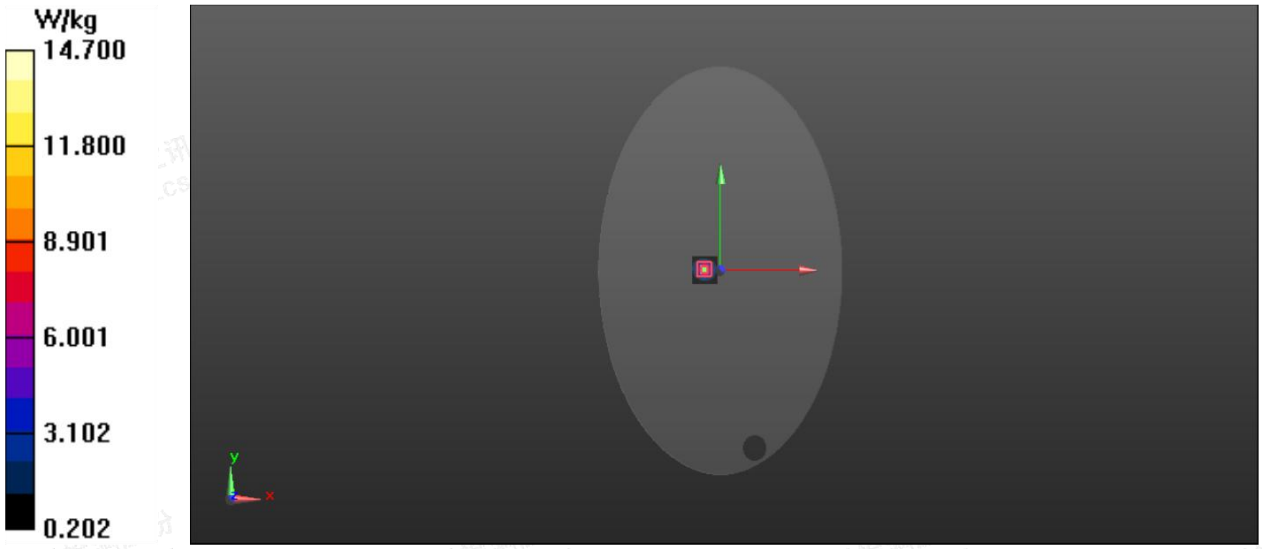
Configuration/Unnamed procedure/Zoom Scan (7x7x12)/Cube 0: Measurement grid: dx=4mm, dy=4mm, dz=2mm
Reference Value = 52.47 V/m; Power Drift = -0.16 dB
Peak SAR (extrapolated) = 16.7 W/kg
SAR(1 g) = 7.74 W/kg; SAR(10 g) = 2.19 W/kg
Maximum value of SAR (measured) = 14.7 W/kg