Site: AC1	Time: 2020/02/12 - 18:25
Limit: FCC_Part15.209_RE(3m)	Engineer: Snake Ni
Probe: VULB 9168 _20-2000MHz	Polarity: Vertical
EUT: Camera	Power: By Battery
Worst Case Mode: Transmit by 802.11b at Channel 2412MHz	

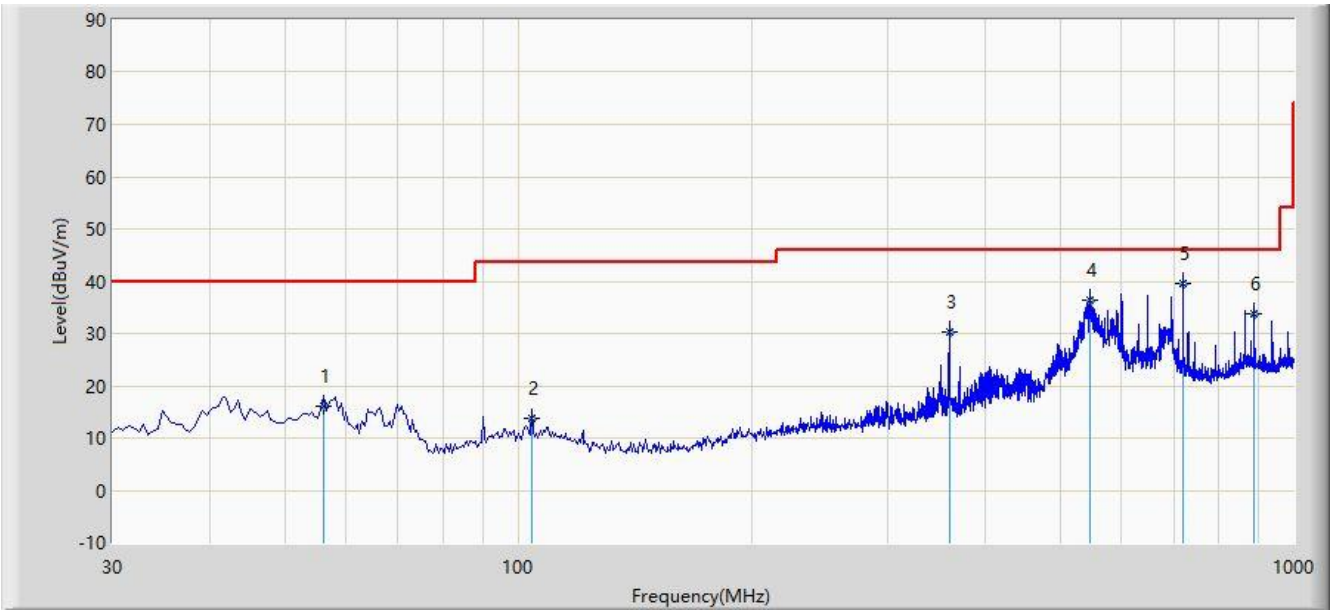

No	Flag	Mark	Frequency (MHz)	Measure Level (dBuV/m)	Reading Level (dBuV)	Margin (dB)	Limit (dBuV/m)	Factor (dB)	Type
1			56.190	16.018	2.334	-23.982	40.000	13.684	QP
2			104.205	13.630	2.174	-29.870	43.500	11.456	QP
3			359.800	30.401	14.698	-15.599	46.000	15.703	QP
4			546.525	36.397	16.910	-9.603	46.000	19.487	QP
5		*	720.155	39.675	17.307	-6.325	46.000	22.368	QP
6			888.450	33.804	9.605	-12.196	46.000	24.199	QP

Note 1: Measure Level (dBμV/m) = Reading Level (dBμV) + Factor (dB)

Factor (dB) = Cable Loss (dB) + Antenna Factor (dB/m)

Note 2: The test trace is same as the ambient noise and the amplitude of the emissions are attenuated more than 20dB below the permissible (the test frequency range: 9kHz ~ 30MHz, 18GHz ~ 25GHz), therefore no data appear in the report.

7.7. Radiated Restricted Band Edge Measurement

7.7.1.Test Limit

For 15.205 requirement:

Radiated emissions which fall in the restricted bands, as defined in Section 15.205(a) of FCC part 15, must also comply with the radiated emission limits specified in Section 15.209(a).

Frequency (MHz)	Frequency (MHz)	Frequency (MHz)	Frequency (GHz)
0.090 - 0.110	16.42 - 16.423	399.9 - 410	4.5 - 5.15
[1] 0.495 - 0.505	16.69475 - 16.69525	608 - 614	5.35 - 5.46
2.1735 - 2.1905	16.80425 - 16.80475	960 - 1240	7.25 - 7.75
4.125 - 4.128	25.5 - 25.67	1300 - 1427	8.025 - 8.5
4.17725 - 4.17775	37.5 - 38.25	1435 - 1626.5	9.0 - 9.2
4.20725 - 4.20775	73 - 74.6	1645.5 - 1646.5	9.3 - 9.5
6.215 - 6.218	74.8 - 75.2	1660 - 1710	10.6 - 12.7
6.26775 - 6.26825	108 - 121.94	1718.8 - 1722.2	13.25 - 13.4
6.31175 - 6.31225	123 - 138	2200 - 2300	14.47 - 14.5
8.291 - 8.294	149.9 - 150.05	2310 – 2390	15.35 - 16.2
8.362 - 8.366	156.52475 - 156.52525	2483.5 - 2500	17.7 - 21.4
8.37625 - 8.38675	156.7 - 156.9	2690 - 2900	22.01 - 23.12
8.41425 - 8.41475	162.0125 - 167.17	3260 - 3267	23.6 - 24.0
12.29 - 12.293	167.72 - 173.2	3332 - 3339	31.2 - 31.8
12.51975 - 12.52025	240 - 285	3345.8 - 3358	36.43 - 36.5
12.57675 - 12.57725	322 - 335.4	3600 - 4400	([2])
13.36 - 13.41	--	--	--

All out of band emissions appearing in a restricted band as specified in Section 15.205 of the Title 47CFR must not exceed the limits shown in Table.

FCC Part 15 Subpart C Paragraph 15.209 Limits		
Frequency [MHz]	Field Strength [uV/m]	Measured Distance [Meters]
0.009 - 0.490	2400/F (kHz)	300
0.490 - 1.705	24000/F (kHz)	30
1.705 - 30	30	30
30 - 88	100	3
88 - 216	150	3
216 - 960	200	3
Above 960	500	3

7.7.2.Test Procedure Used

ANSI C63.10 Section 6.3 (General Requirements)

ANSI C63.10 Section 6.6 (Standard test method above 1GHz)

7.7.3.Test Setting

Peak Field Strength Measurements

1. Analyzer center frequency was set to the frequency of the radiated spurious emission of interest
2. RBW = 1MHz
3. VBW = 3MHz
4. Detector = peak
5. Sweep time = auto couple
6. Trace mode = max hold
7. Trace was allowed to stabilize

Average Field Strength Measurements

1. Analyzer center frequency was set to the frequency of the radiated spurious emission of interest
2. RBW = 1MHz
3. VBW ≥ 1/T
4. De As an alternative, the instrument may be set to linear detector mode. Ensure that video filtering is applied in linear voltage domain (rather than in a log or dB domain). Some instruments require linear display mode in order to accomplish this. Others have a setting for Average-VBW Type, which can be set to “Voltage” regardless of the display mode
5. Detector = Peak
6. Sweep time = auto
7. Trace mode = max hold
8. Allow max hold to run for at least 50 times (1/duty cycle) traces

7.7.4.Test Setup

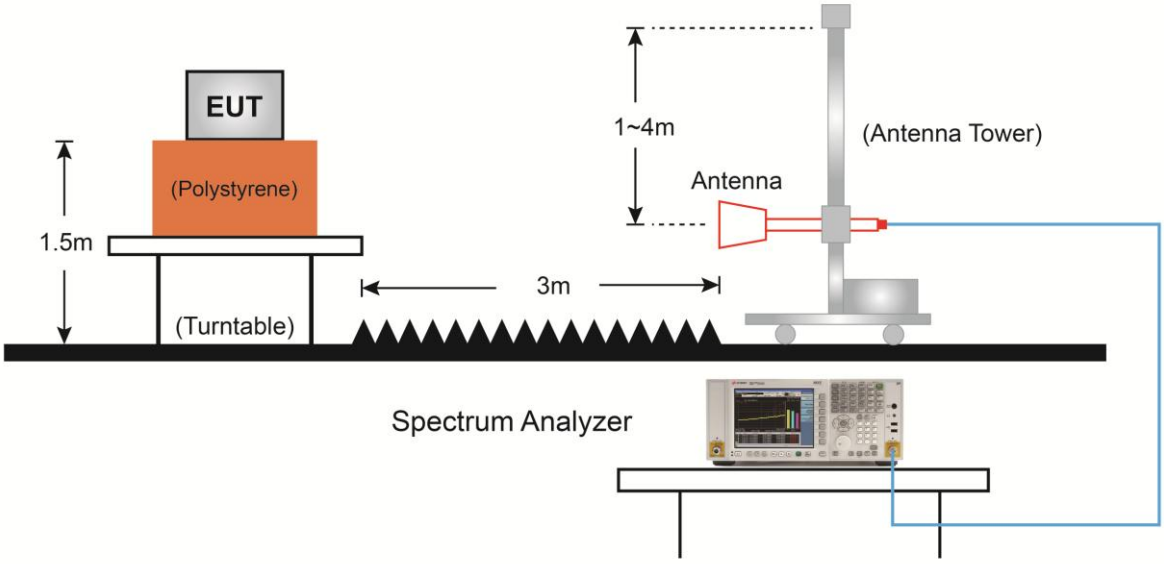

7.7.5.Test Result

Site: AC1	Time: 2020/01/20 - 20:33
Limit: FCC_Part15.209_RE(3m)	Engineer: Snake Ni
Probe: BBHA9120D_1-18GHz	Polarity: Horizontal
EUT: Camera	Power: By Battery
Test Mode: Transmit by 802.11b at channel 2412MHz	

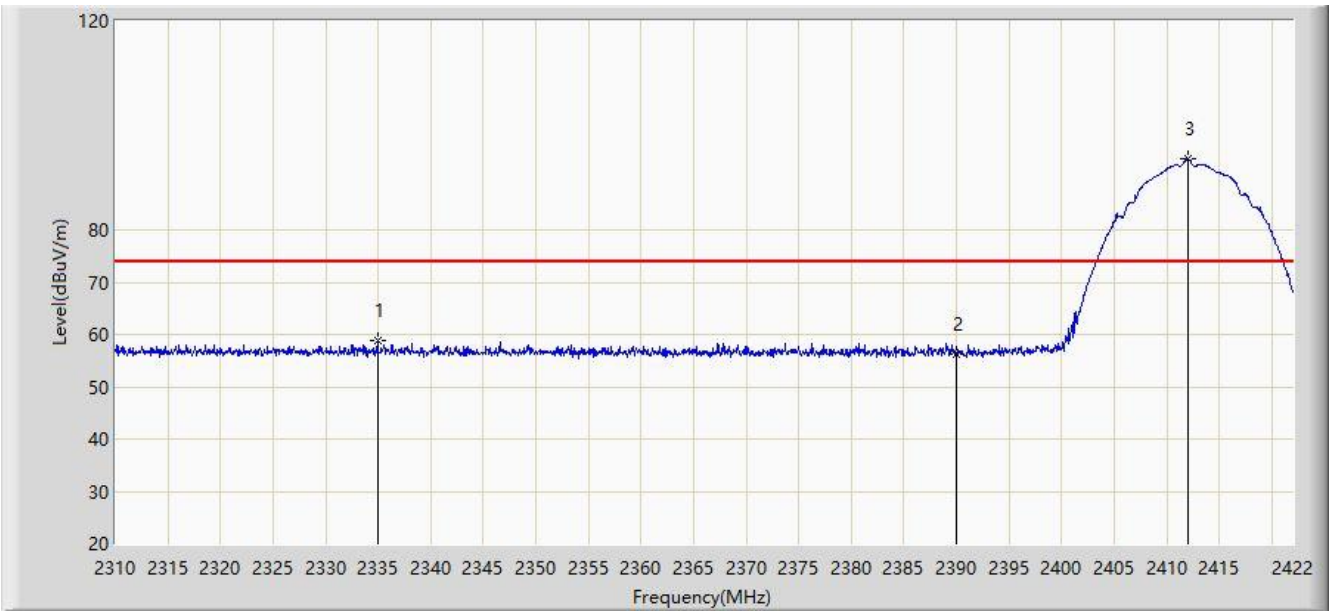

No	Flag	Mark	Frequency (MHz)	Measure Level (dBuV/m)	Reading Level (dBuV)	Margin (dB)	Limit (dBuV/m)	Factor (dB)	Type
1			2334.920	58.777	26.620	-15.223	74.000	32.157	PK
2			2390.000	56.312	24.240	-17.688	74.000	32.072	PK
3		*	2411.976	93.681	61.598	N/A	N/A	32.084	PK

Note: Measure Level (dBμV/m) = Reading Level (dBμV) + Factor (dB)

Factor (dB) = Cable Loss (dB) + Antenna Factor (dB/m)

Site: AC1	Time: 2020/01/20 - 20:37
Limit: FCC_Part15.209_RE(3m)	Engineer: Snake Ni
Probe: BBHA9120D_1-18GHz	Polarity: Horizontal
EUT: Camera	Power: By Battery
Test Mode: Transmit by 802.11b at channel 2412MHz	

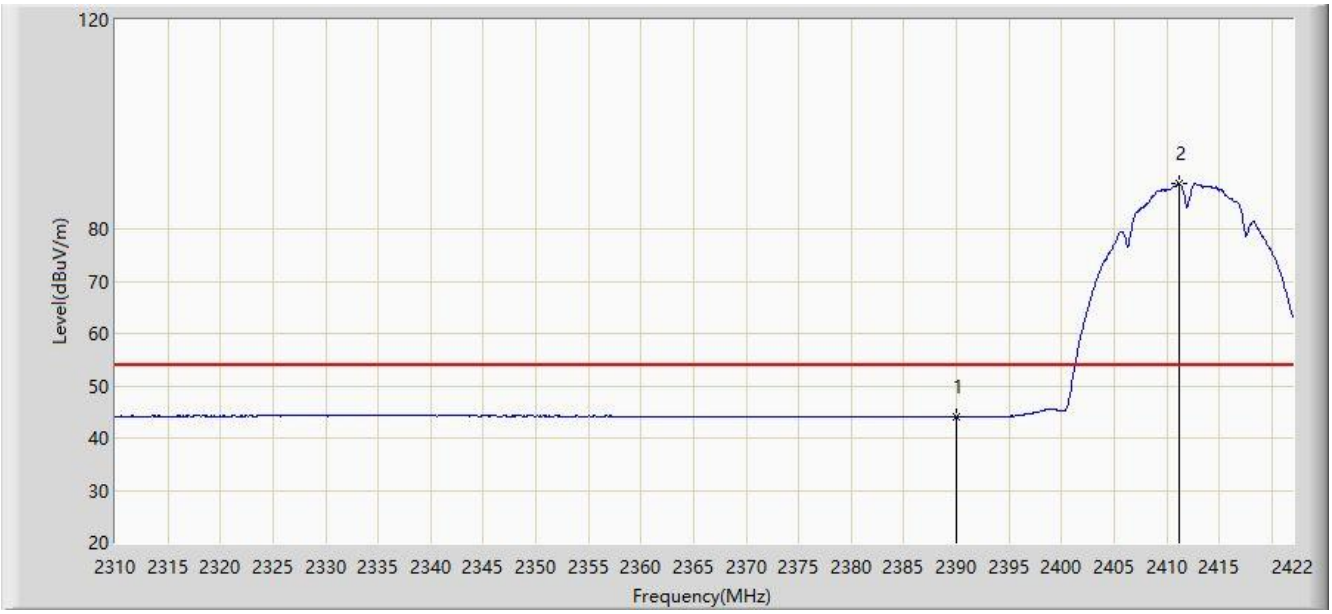

No	Flag	Mark	Frequency (MHz)	Measure Level (dBuV/m)	Reading Level (dBuV)	Margin (dB)	Limit (dBuV/m)	Factor (dB)	Type
1			2390.000	44.097	12.025	-9.903	54.000	32.072	AV
2		*	2411.248	88.768	56.687	N/A	N/A	32.082	AV

Note: Measure Level (dBµV/m) = Reading Level (dBµV) + Factor (dB)

Factor (dB) = Cable Loss (dB) + Antenna Factor (dB/m)

Site: AC1	Time: 2020/01/20 - 20:37
Limit: FCC_Part15.209_RE(3m)	Engineer: Snake Ni
Probe: BBHA9120D_1-18GHz	Polarity: Vertical
EUT: Camera	Power: By Battery
Test Mode: Transmit by 802.11b at channel 2412MHz	

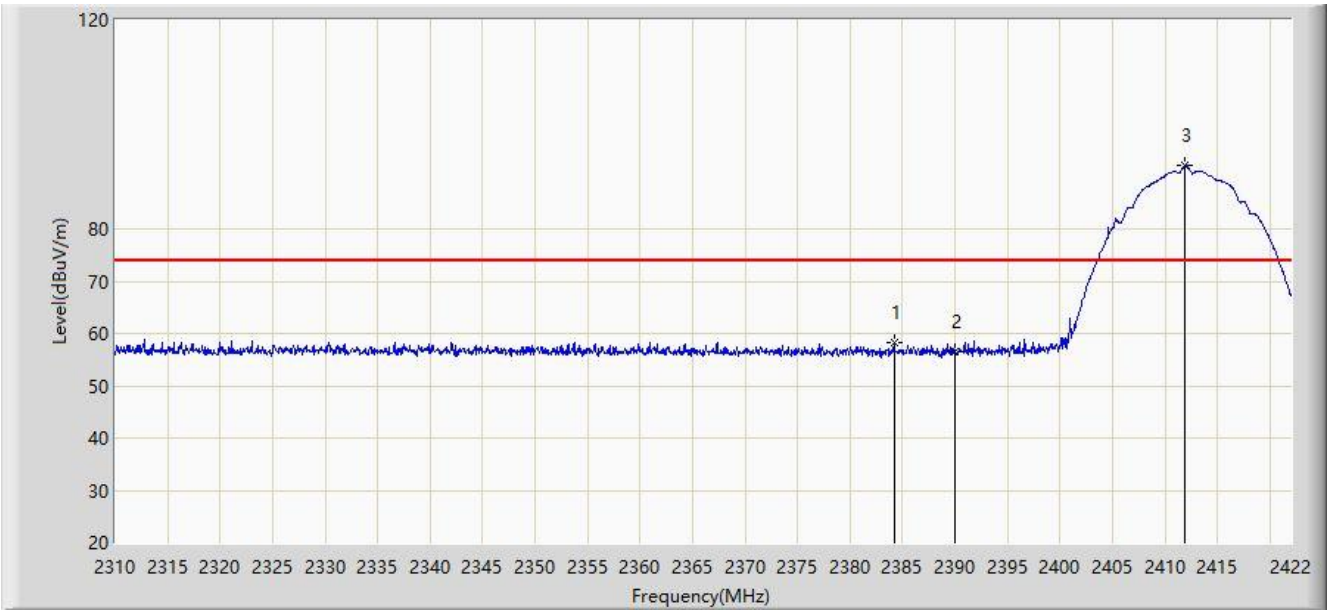

No	Flag	Mark	Frequency (MHz)	Measure Level (dBuV/m)	Reading Level (dBuV)	Margin (dB)	Limit (dBuV/m)	Factor (dB)	Type
1			2384.200	58.374	26.300	-15.626	74.000	32.074	PK
2			2390.000	56.651	24.579	-17.349	74.000	32.072	PK
3		*	2411.864	92.141	60.058	N/A	N/A	32.083	PK

Note: Measure Level (dBµV/m) = Reading Level (dBµV) + Factor (dB)

Factor (dB) = Cable Loss (dB) + Antenna Factor (dB/m)

Site: AC1	Time: 2020/01/20 - 20:40
Limit: FCC_Part15.209_RE(3m)	Engineer: Snake Ni
Probe: BBHA9120D_1-18GHz	Polarity: Vertical
EUT: Camera	Power: By Battery
Test Mode: Transmit by 802.11b at channel 2412MHz	

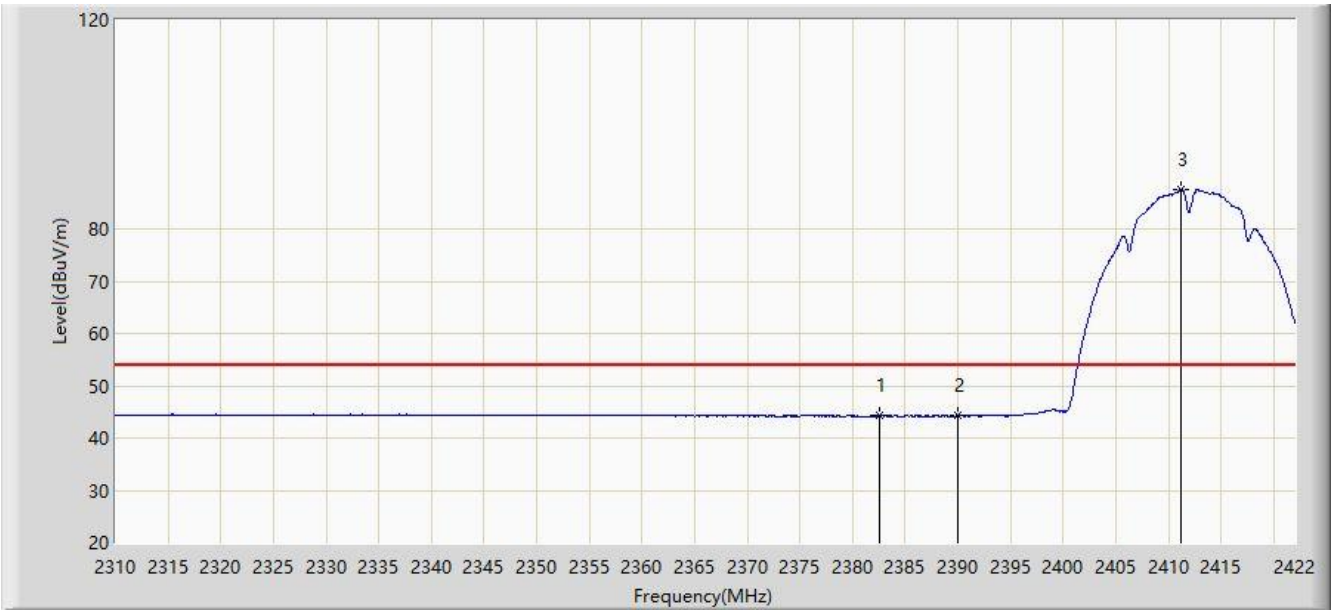

No	Flag	Mark	Frequency (MHz)	Measure Level (dBuV/m)	Reading Level (dBuV)	Margin (dB)	Limit (dBuV/m)	Factor (dB)	Type
1			2382.520	44.409	12.335	-9.591	54.000	32.075	AV
2			2390.000	44.310	12.238	-9.690	54.000	32.072	AV
3		*	2411.192	87.536	55.455	N/A	N/A	32.082	AV

Note: Measure Level (dBµV/m) = Reading Level (dBµV) + Factor (dB)

Factor (dB) = Cable Loss (dB) + Antenna Factor (dB/m)

Site: AC1	Time: 2020/01/20 - 20:41
Limit: FCC_Part15.209_RE(3m)	Engineer: Snake Ni
Probe: BBHA9120D_1-18GHz	Polarity: Horizontal
EUT: Camera	Power: By Battery
Test Mode: Transmit by 802.11b at channel 2462MHz	

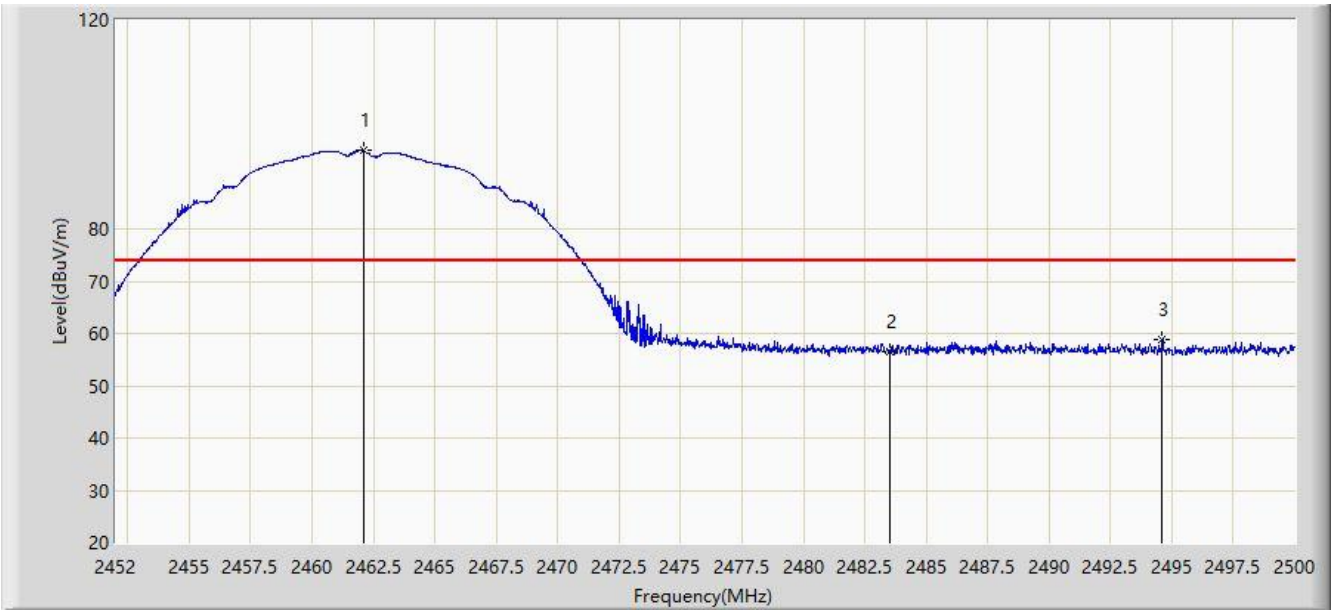

No	Flag	Mark	Frequency (MHz)	Measure Level (dBuV/m)	Reading Level (dBuV)	Margin (dB)	Limit (dBuV/m)	Factor (dB)	Type
1		*	2462.128	95.192	63.112	N/A	N/A	32.081	PK
2			2483.500	56.602	24.565	-17.398	74.000	32.037	PK
3			2494.600	58.841	26.825	-15.159	74.000	32.016	PK

Note: Measure Level (dBµV/m) = Reading Level (dBµV) + Factor (dB)

Factor (dB) = Cable Loss (dB) + Antenna Factor (dB/m)

Site: AC1	Time: 2020/01/20 - 20:53
Limit: FCC_Part15.209_RE(3m)	Engineer: Snake Ni
Probe: BBHA9120D_1-18GHz	Polarity: Horizontal
EUT: Camera	Power: By Battery
Test Mode: Transmit by 802.11b at channel 2462MHz	

No	Flag	Mark	Frequency (MHz)	Measure Level (dBuV/m)	Reading Level (dBuV)	Margin (dB)	Limit (dBuV/m)	Factor (dB)	Type
1		*	2461.216	91.183	59.103	N/A	N/A	32.081	AV
2			2483.500	44.830	12.793	-9.170	54.000	32.037	AV

Note: Measure Level (dBµV/m) = Reading Level (dBµV) + Factor (dB)

Factor (dB) = Cable Loss (dB) + Antenna Factor (dB/m)

Site: AC1	Time: 2020/01/20 - 20:56
Limit: FCC_Part15.209_RE(3m)	Engineer: Snake Ni
Probe: BBHA9120D_1-18GHz	Polarity: Vertical
EUT: Camera	Power: By Battery
Test Mode: Transmit by 802.11b at channel 2462MHz	

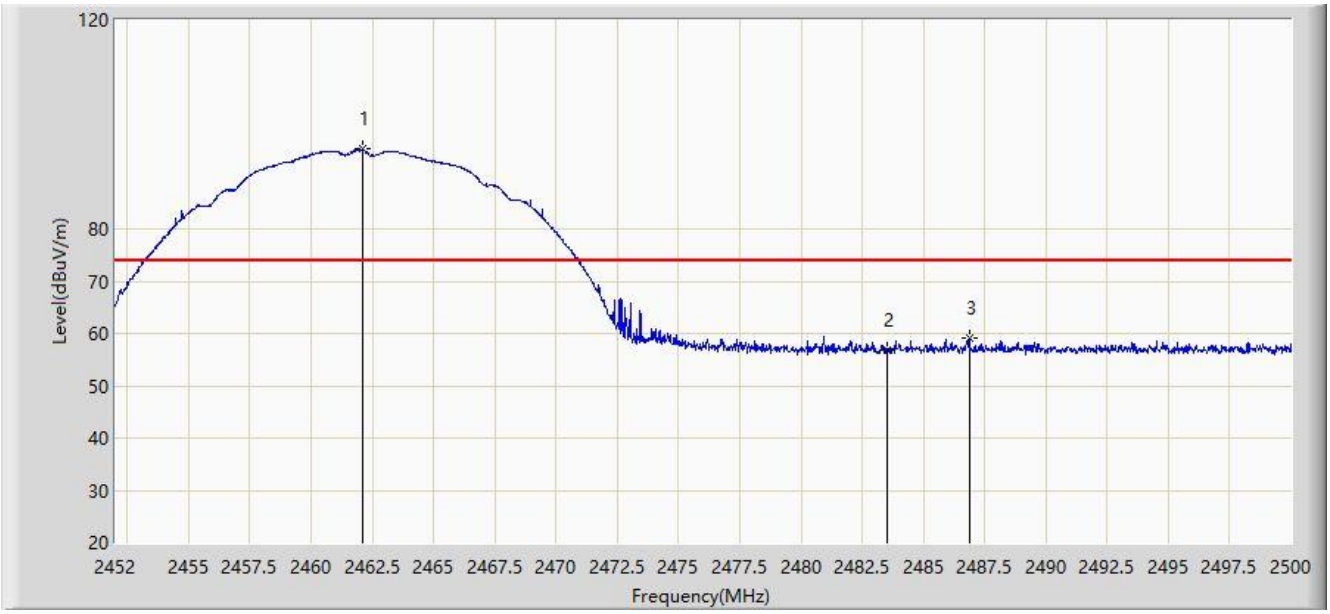

No	Flag	Mark	Frequency (MHz)	Measure Level (dBuV/m)	Reading Level (dBuV)	Margin (dB)	Limit (dBuV/m)	Factor (dB)	Type
1		*	2462.080	95.417	63.337	N/A	N/A	32.081	PK
2			2483.500	56.784	24.747	-17.216	74.000	32.037	PK
3			2486.872	59.101	27.070	-14.899	74.000	32.031	PK

Note: Measure Level (dBµV/m) = Reading Level (dBµV) + Factor (dB)

Factor (dB) = Cable Loss (dB) + Antenna Factor (dB/m)

Site: AC1	Time: 2020/01/20 - 20:58
Limit: FCC_Part15.209_RE(3m)	Engineer: Snake Ni
Probe: BBHA9120D_1-18GHz	Polarity: Vertical
EUT: Camera	Power: By Battery
Test Mode: Transmit by 802.11b at channel 2462MHz	

No	Flag	Mark	Frequency (MHz)	Measure Level (dBuV/m)	Reading Level (dBuV)	Margin (dB)	Limit (dBuV/m)	Factor (dB)	Type
1		*	2461.168	91.290	59.210	N/A	N/A	32.081	AV
2			2483.500	44.751	12.714	-9.249	54.000	32.037	AV

Note: Measure Level (dBµV/m) = Reading Level (dBµV) + Factor (dB)

Factor (dB) = Cable Loss (dB) + Antenna Factor (dB/m)

Site: AC1	Time: 2020/01/20 - 21:00
Limit: FCC_Part15.209_RE(3m)	Engineer: Snake Ni
Probe: BBHA9120D_1-18GHz	Polarity: Horizontal
EUT: Camera	Power: By Battery
Test Mode: Transmit by 802.11g at channel 2412MHz	

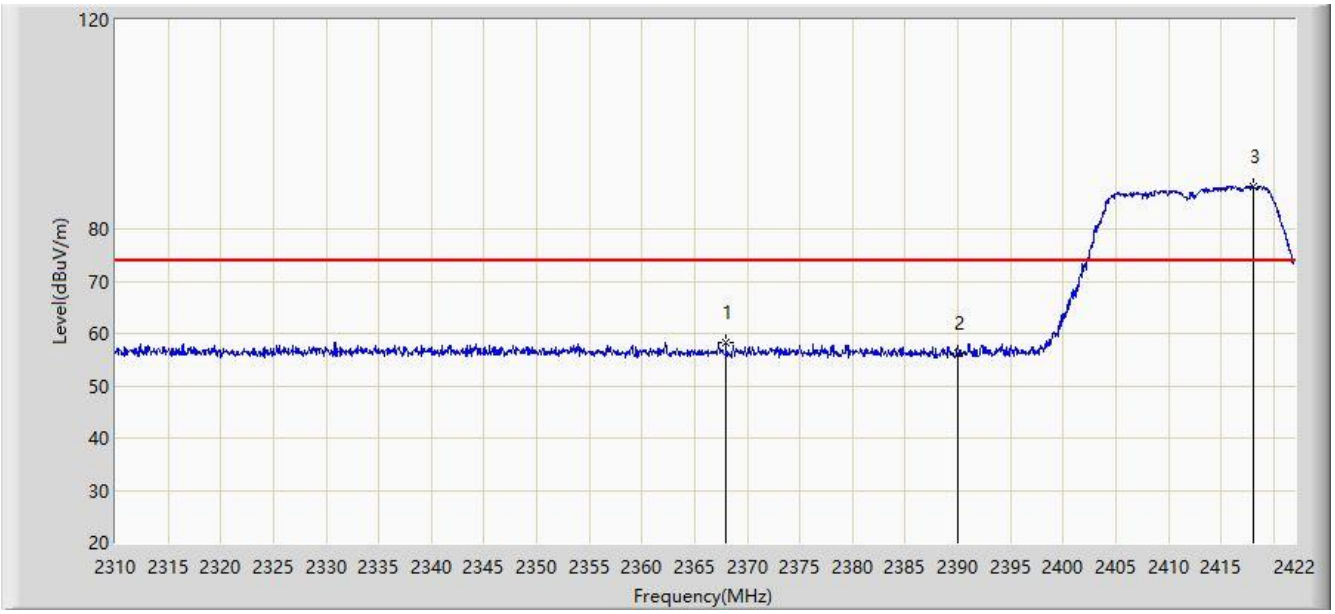

No	Flag	Mark	Frequency (MHz)	Measure Level (dBuV/m)	Reading Level (dBuV)	Margin (dB)	Limit (dBuV/m)	Factor (dB)	Type
1			2367.960	58.152	26.051	-15.848	74.000	32.101	PK
2			2390.000	56.219	24.147	-17.781	74.000	32.072	PK
3		*	2418.080	88.222	56.123	N/A	N/A	32.099	PK

Note: Measure Level (dBμV/m) = Reading Level (dBμV) + Factor (dB)

Factor (dB) = Cable Loss (dB) + Antenna Factor (dB/m)

Site: AC1	Time: 2020/01/20 - 21:05
Limit: FCC_Part15.209_RE(3m)	Engineer: Snake Ni
Probe: BBHA9120D_1-18GHz	Polarity: Horizontal
EUT: Camera	Power: By Battery
Test Mode: Transmit by 802.11g at channel 2412MHz	

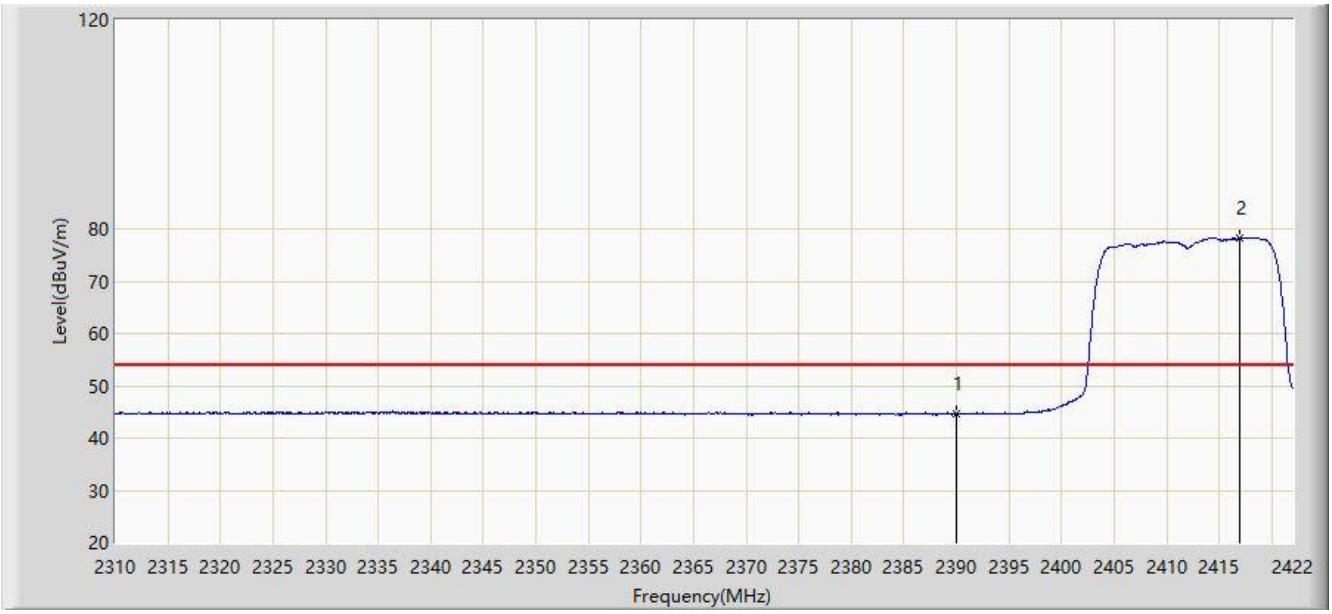

No	Flag	Mark	Frequency (MHz)	Measure Level (dBuV/m)	Reading Level (dBuV)	Margin (dB)	Limit (dBuV/m)	Factor (dB)	Type
1			2390.000	44.571	12.499	-9.429	54.000	32.072	AV
2		*	2417.016	78.314	46.217	N/A	N/A	32.097	AV

Note: Measure Level (dBµV/m) = Reading Level (dBµV) + Factor (dB)

Factor (dB) = Cable Loss (dB) + Antenna Factor (dB/m)

Site: AC1	Time: 2020/01/20 - 21:05
Limit: FCC_Part15.209_RE(3m)	Engineer: Snake Ni
Probe: BBHA9120D_1-18GHz	Polarity: Vertical
EUT: Camera	Power: By Battery
Test Mode: Transmit by 802.11g at channel 2412MHz	

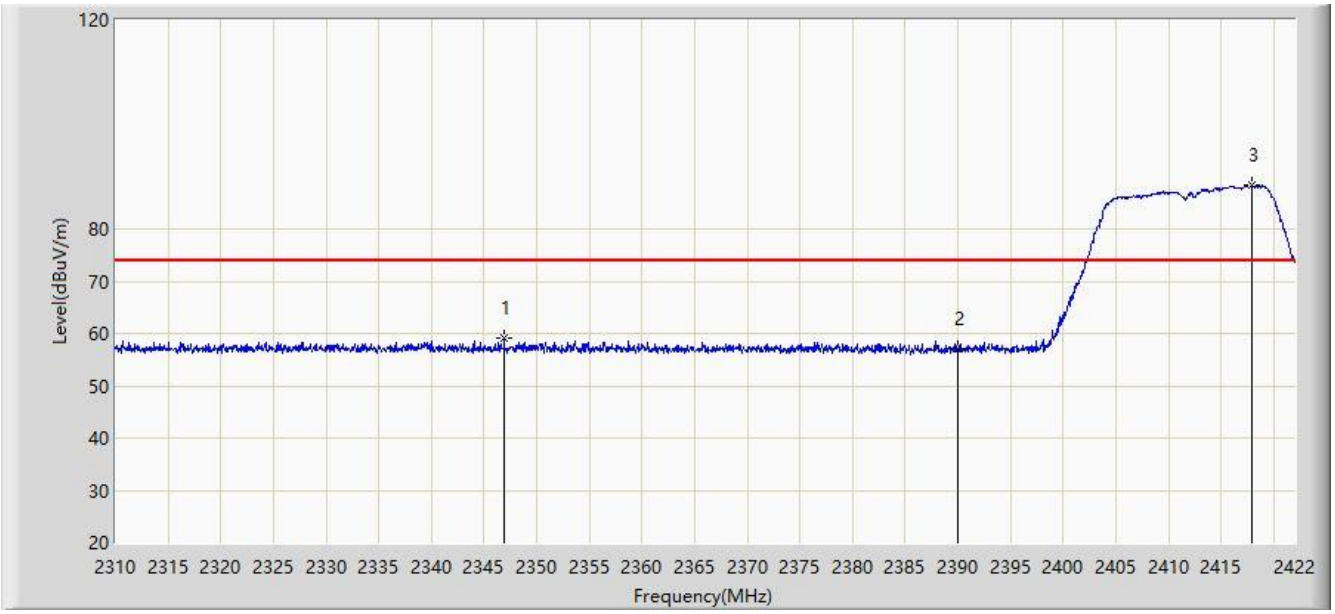

No	Flag	Mark	Frequency (MHz)	Measure Level (dBuV/m)	Reading Level (dBuV)	Margin (dB)	Limit (dBuV/m)	Factor (dB)	Type
1			2346.904	59.046	26.913	-14.954	74.000	32.133	PK
2			2390.000	57.159	25.087	-16.841	74.000	32.072	PK
3		*	2417.912	88.283	56.184	N/A	N/A	32.099	PK

Note: Measure Level (dBμV/m) = Reading Level (dBμV) + Factor (dB)

Factor (dB) = Cable Loss (dB) + Antenna Factor (dB/m)

Site: AC1	Time: 2020/01/20 - 21:07
Limit: FCC_Part15.209_RE(3m)	Engineer: Snake Ni
Probe: BBHA9120D_1-18GHz	Polarity: Vertical
EUT: Camera	Power: By Battery
Test Mode: Transmit by 802.11g at channel 2412MHz	

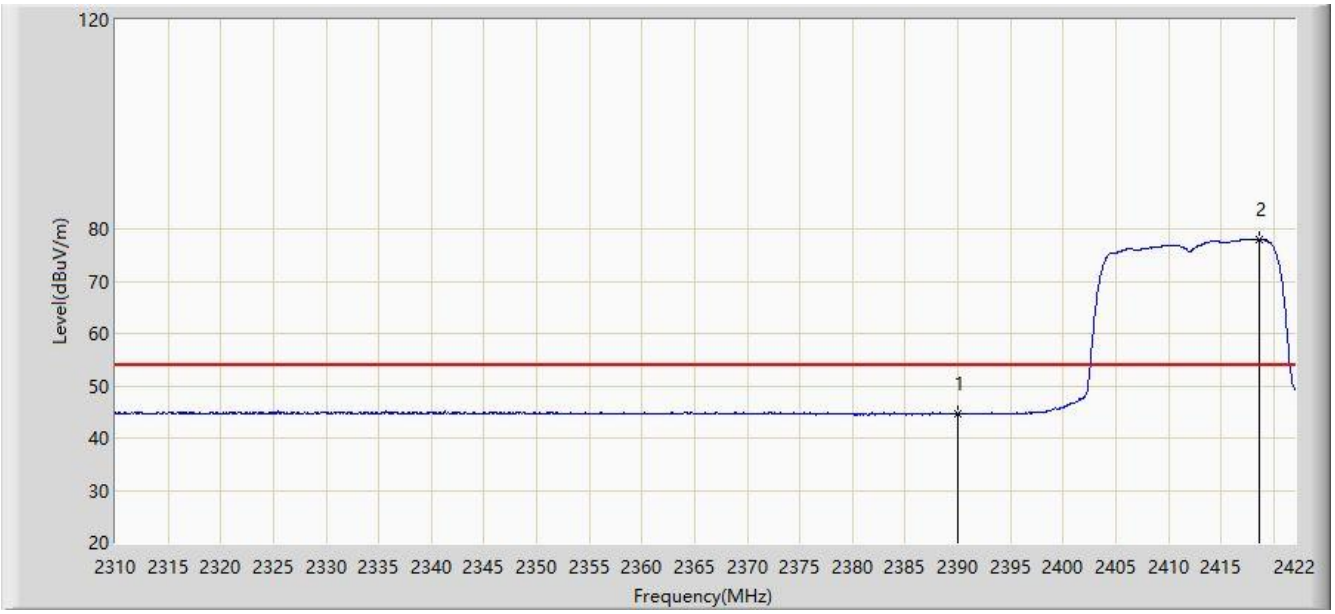

No	Flag	Mark	Frequency (MHz)	Measure Level (dBuV/m)	Reading Level (dBuV)	Margin (dB)	Limit (dBuV/m)	Factor (dB)	Type
1			2390.000	44.660	12.588	-9.340	54.000	32.072	AV
2		*	2418.584	78.074	45.973	N/A	N/A	32.101	AV

Note: Measure Level (dBµV/m) = Reading Level (dBµV) + Factor (dB)

Factor (dB) = Cable Loss (dB) + Antenna Factor (dB/m)

Site: AC1	Time: 2020/01/20 - 21:08
Limit: FCC_Part15.209_RE(3m)	Engineer: Snake Ni
Probe: BBHA9120D_1-18GHz	Polarity: Horizontal
EUT: Camera	Power: By Battery
Test Mode: Transmit by 802.11g at channel 2462MHz	

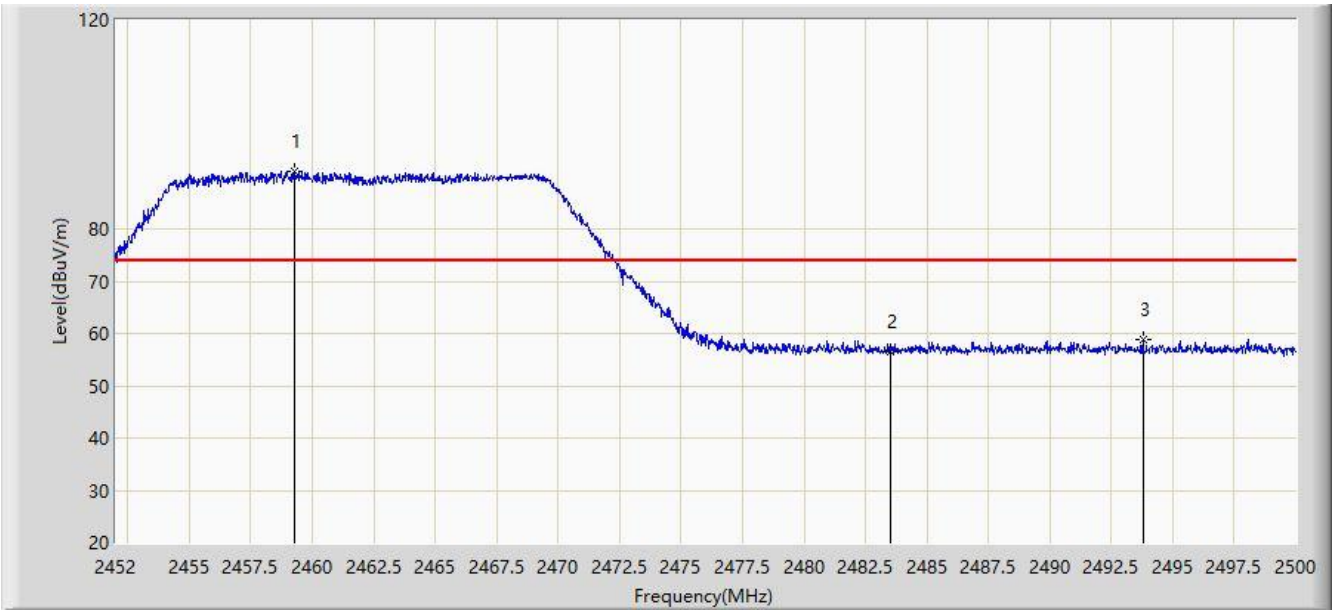

No	Flag	Mark	Frequency (MHz)	Measure Level (dBuV/m)	Reading Level (dBuV)	Margin (dB)	Limit (dBuV/m)	Factor (dB)	Type
1		*	2459.272	91.091	59.012	N/A	N/A	32.079	PK
2			2483.500	56.588	24.551	-17.412	74.000	32.037	PK
3			2493.784	58.864	26.846	-15.136	74.000	32.017	PK

Note: Measure Level (dBµV/m) = Reading Level (dBµV) + Factor (dB)

Factor (dB) = Cable Loss (dB) + Antenna Factor (dB/m)

Site: AC1	Time: 2020/01/20 - 21:10
Limit: FCC_Part15.209_RE(3m)	Engineer: Snake Ni
Probe: BBHA9120D_1-18GHz	Polarity: Horizontal
EUT: Camera	Power: By Battery
Test Mode: Transmit by 802.11g at channel 2462MHz	

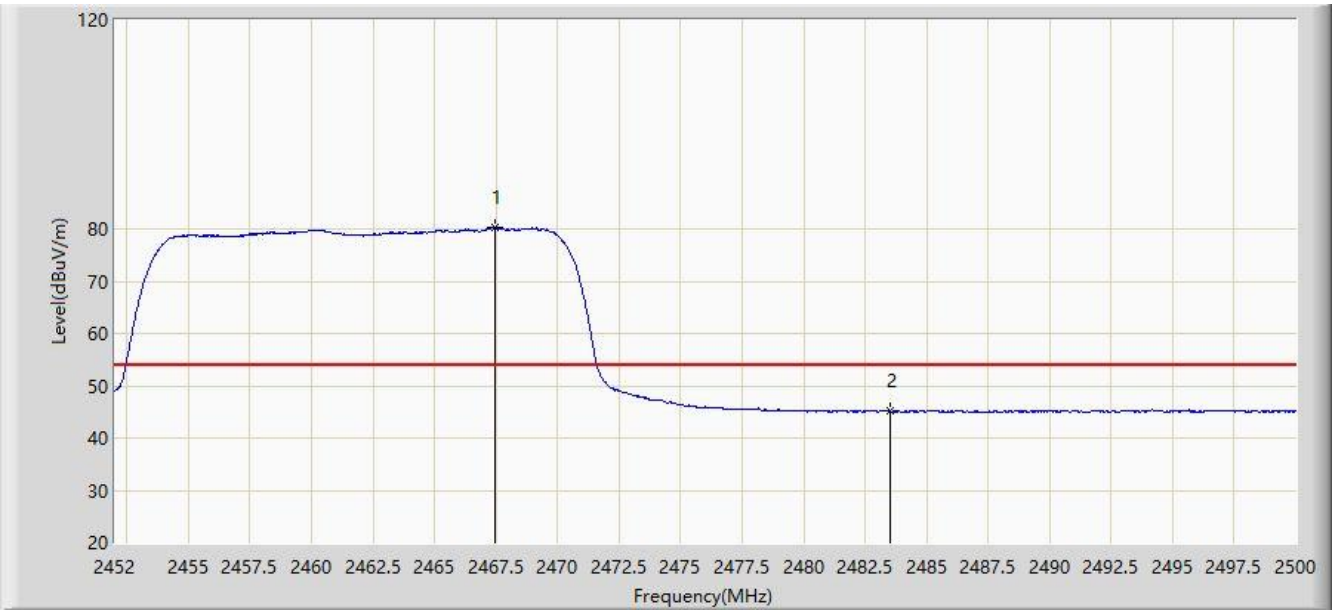

No	Flag	Mark	Frequency (MHz)	Measure Level (dBuV/m)	Reading Level (dBuV)	Margin (dB)	Limit (dBuV/m)	Factor (dB)	Type
1		*	2467.480	80.392	48.323	N/A	N/A	32.070	AV
2			2483.500	45.172	13.135	-8.828	54.000	32.037	AV

Note: Measure Level (dBµV/m) = Reading Level (dBµV) + Factor (dB)

Factor (dB) = Cable Loss (dB) + Antenna Factor (dB/m)

Site: AC1	Time: 2020/01/20 - 21:11
Limit: FCC_Part15.209_RE(3m)	Engineer: Snake Ni
Probe: BBHA9120D_1-18GHz	Polarity: Vertical
EUT: Camera	Power: By Battery
Test Mode: Transmit by 802.11g at channel 2462MHz	

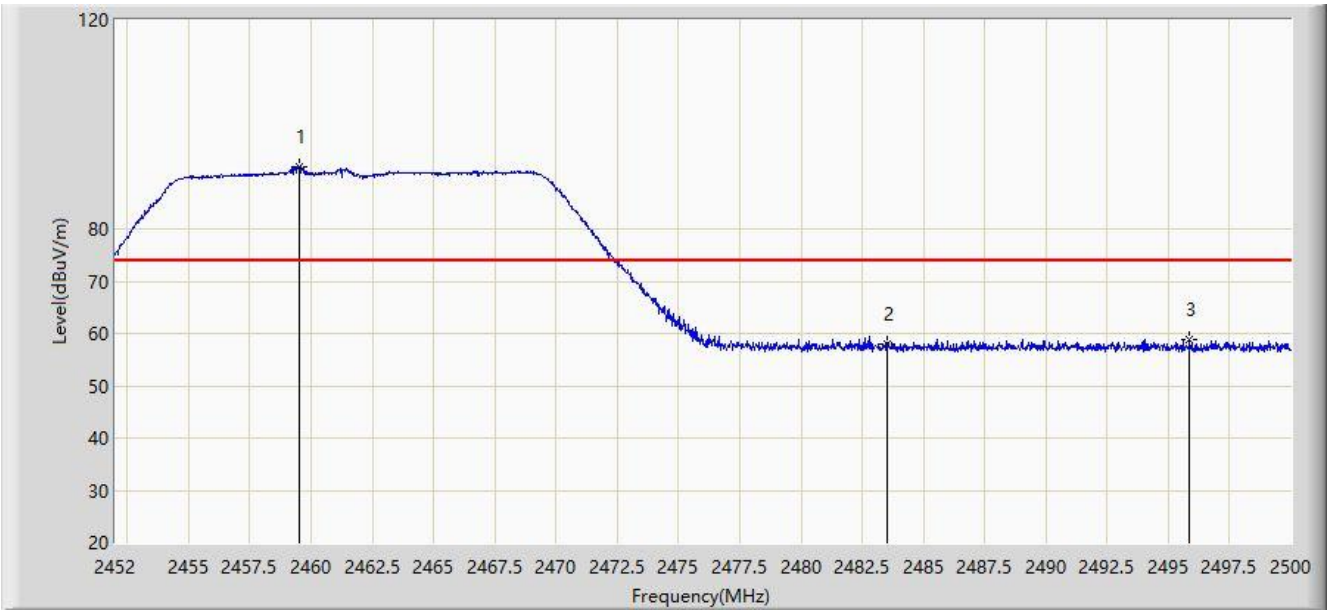

No	Flag	Mark	Frequency (MHz)	Measure Level (dBuV/m)	Reading Level (dBuV)	Margin (dB)	Limit (dBuV/m)	Factor (dB)	Type
1		*	2459.512	92.003	59.923	N/A	N/A	32.080	PK
2			2483.500	57.936	25.899	-16.064	74.000	32.037	PK
3			2495.848	58.918	26.904	-15.082	74.000	32.013	PK

Note: Measure Level (dBµV/m) = Reading Level (dBµV) + Factor (dB)

Factor (dB) = Cable Loss (dB) + Antenna Factor (dB/m)

Site: AC1	Time: 2020/01/20 - 21:13
Limit: FCC_Part15.209_RE(3m)	Engineer: Snake Ni
Probe: BBHA9120D_1-18GHz	Polarity: Vertical
EUT: Camera	Power: By Battery
Test Mode: Transmit by 802.11g at channel 2462MHz	

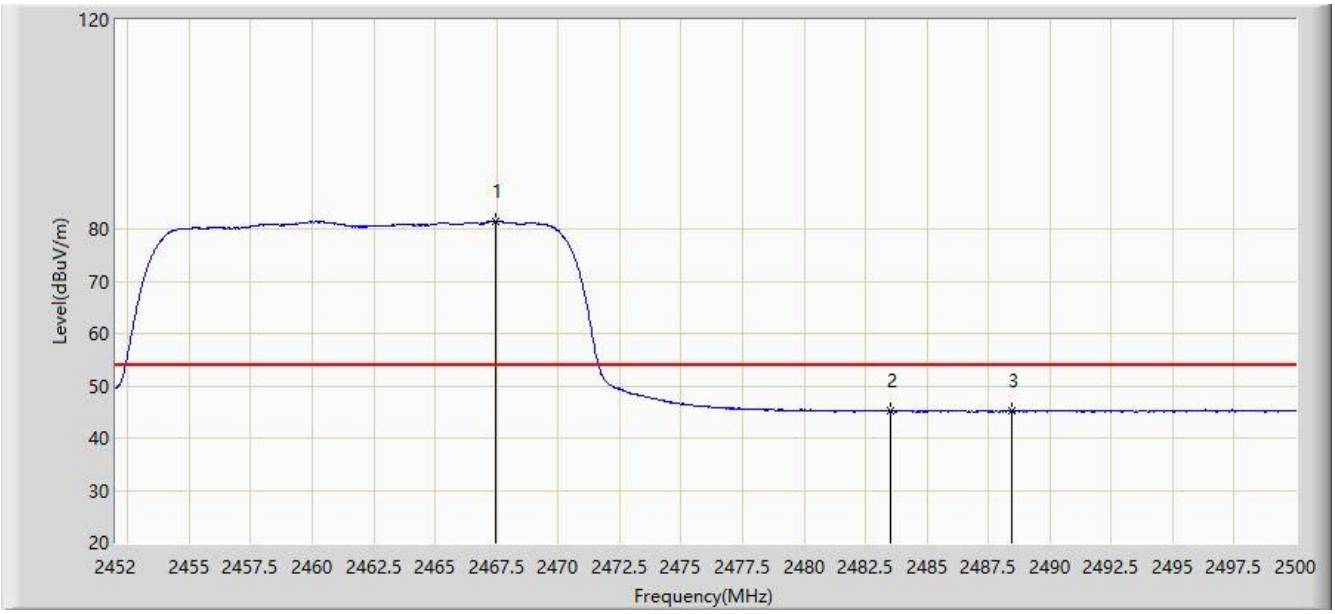

No	Flag	Mark	Frequency (MHz)	Measure Level (dBuV/m)	Reading Level (dBuV)	Margin (dB)	Limit (dBuV/m)	Factor (dB)	Type
1		*	2467.432	81.525	49.456	N/A	N/A	32.069	AV
2			2483.500	45.084	13.047	-8.916	54.000	32.037	AV
3			2488.480	45.333	13.305	-8.667	54.000	32.028	AV

Note: Measure Level (dBµV/m) = Reading Level (dBµV) + Factor (dB)

Factor (dB) = Cable Loss (dB) + Antenna Factor (dB/m)

Site: AC1	Time: 2020/01/20 - 21:14
Limit: FCC_Part15.209_RE(3m)	Engineer: Snake Ni
Probe: BBHA9120D_1-18GHz	Polarity: Horizontal
EUT: Camera	Power: By Battery
Test Mode: Transmit by 802.11n-HT20 at channel 2412MHz	

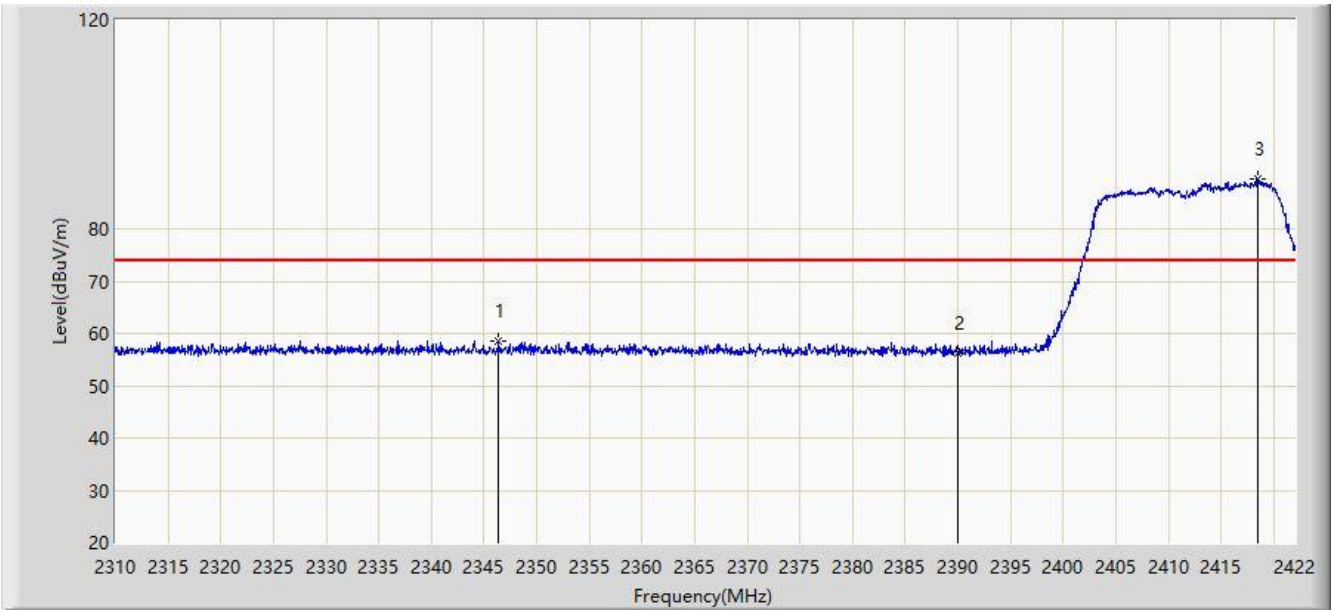

No	Flag	Mark	Frequency (MHz)	Measure Level (dBuV/m)	Reading Level (dBuV)	Margin (dB)	Limit (dBuV/m)	Factor (dB)	Type
1			2346.400	58.623	26.490	-15.377	74.000	32.134	PK
2			2390.000	56.341	24.269	-17.659	74.000	32.072	PK
3		*	2418.472	89.625	57.525	N/A	N/A	32.101	PK

Note: Measure Level (dBμV/m) = Reading Level (dBμV) + Factor (dB)

Factor (dB) = Cable Loss (dB) + Antenna Factor (dB/m)

Site: AC1	Time: 2020/01/20 - 21:18
Limit: FCC_Part15.209_RE(3m)	Engineer: Snake Ni
Probe: BBHA9120D_1-18GHz	Polarity: Horizontal
EUT: Camera	Power: By Battery
Test Mode: Transmit by 802.11n-HT20 at channel 2412MHz	

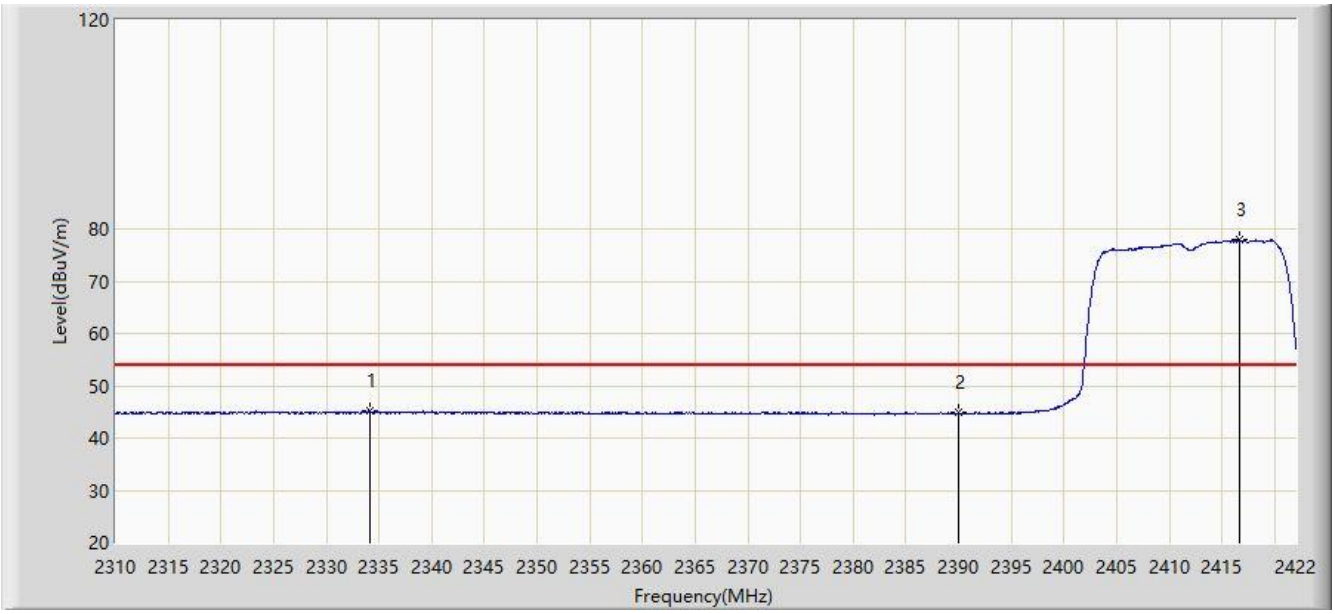

No	Flag	Mark	Frequency (MHz)	Measure Level (dBuV/m)	Reading Level (dBuV)	Margin (dB)	Limit (dBuV/m)	Factor (dB)	Type
1			2334.080	45.123	12.964	-8.877	54.000	32.159	AV
2			2390.000	44.794	12.722	-9.206	54.000	32.072	AV
3		*	2416.680	77.866	45.770	N/A	N/A	32.096	AV

Note: Measure Level (dBμV/m) = Reading Level (dBμV) + Factor (dB)

Factor (dB) = Cable Loss (dB) + Antenna Factor (dB/m)

Site: AC1	Time: 2020/01/20 - 21:19
Limit: FCC_Part15.209_RE(3m)	Engineer: Snake Ni
Probe: BBHA9120D_1-18GHz	Polarity: Vertical
EUT: Camera	Power: By Battery
Test Mode: Transmit by 802.11n-HT20 at channel 2412MHz	

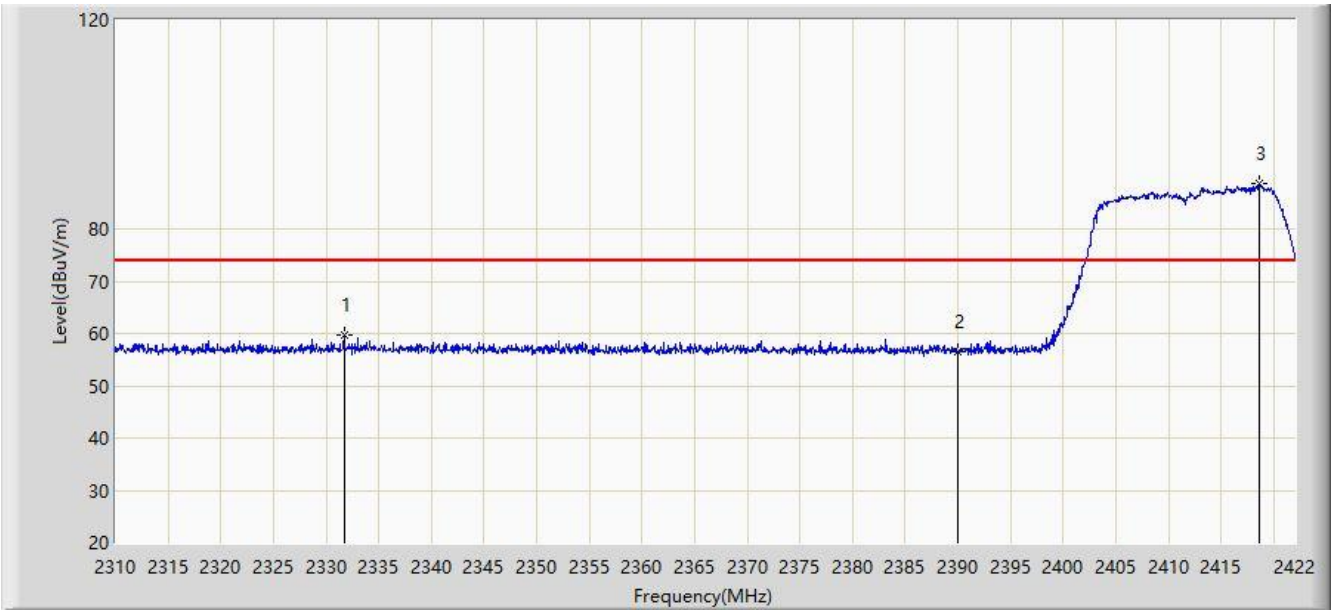

No	Flag	Mark	Frequency (MHz)	Measure Level (dBuV/m)	Reading Level (dBuV)	Margin (dB)	Limit (dBuV/m)	Factor (dB)	Type
1			2331.728	59.581	27.416	-14.419	74.000	32.165	PK
2			2390.000	56.378	24.306	-17.622	74.000	32.072	PK
3		*	2418.584	88.638	56.537	N/A	N/A	32.101	PK

Note: Measure Level (dBµV/m) = Reading Level (dBµV) + Factor (dB)

Factor (dB) = Cable Loss (dB) + Antenna Factor (dB/m)

Site: AC1	Time: 2020/01/20 - 21:21
Limit: FCC_Part15.209_RE(3m)	Engineer: Snake Ni
Probe: BBHA9120D_1-18GHz	Polarity: Vertical
EUT: Camera	Power: By Battery
Test Mode: Transmit by 802.11n-HT20 at channel 2412MHz	

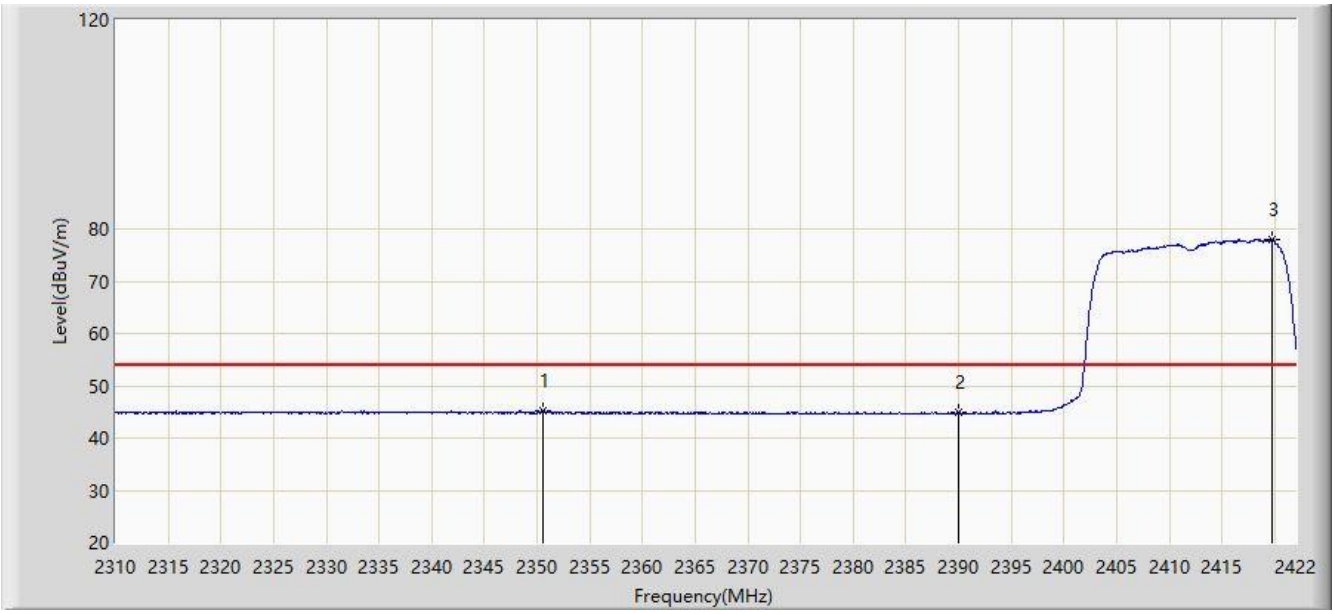

No	Flag	Mark	Frequency (MHz)	Measure Level (dBuV/m)	Reading Level (dBuV)	Margin (dB)	Limit (dBuV/m)	Factor (dB)	Type
1			2350.544	45.291	13.161	-8.709	54.000	32.130	AV
2			2390.000	44.783	12.711	-9.217	54.000	32.072	AV
3		*	2419.704	78.011	45.907	N/A	N/A	32.103	AV

Note: Measure Level (dBμV/m) = Reading Level (dBμV) + Factor (dB)

Factor (dB) = Cable Loss (dB) + Antenna Factor (dB/m)

Site: AC1	Time: 2020/01/20 - 21:22
Limit: FCC_Part15.209_RE(3m)	Engineer: Snake Ni
Probe: BBHA9120D_1-18GHz	Polarity: Horizontal
EUT: Camera	Power: By Battery
Test Mode: Transmit by 802.11n-HT20 at channel 2462MHz	

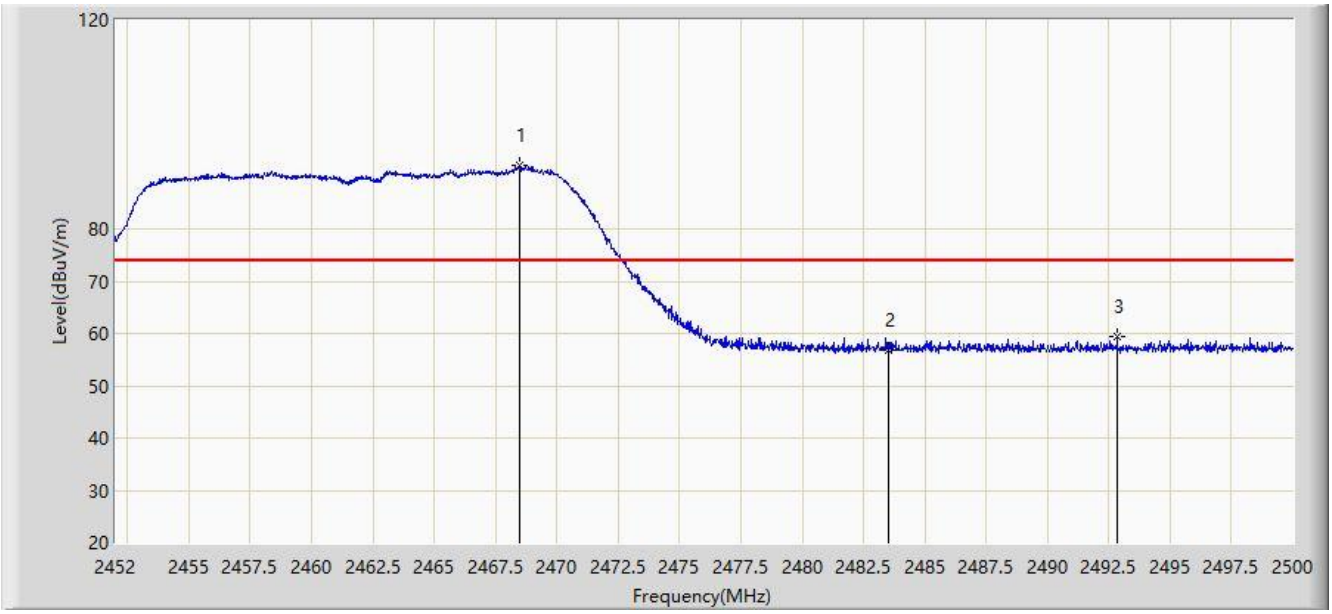

No	Flag	Mark	Frequency (MHz)	Measure Level (dBuV/m)	Reading Level (dBuV)	Margin (dB)	Limit (dBuV/m)	Factor (dB)	Type
1		*	2468.488	92.044	59.977	N/A	N/A	32.067	PK
2			2483.500	56.889	24.852	-17.111	74.000	32.037	PK
3			2492.848	59.524	27.505	-14.476	74.000	32.019	PK

Note: Measure Level (dBμV/m) = Reading Level (dBμV) + Factor (dB)

Factor (dB) = Cable Loss (dB) + Antenna Factor (dB/m)

Site: AC1	Time: 2020/01/20 - 21:24
Limit: FCC_Part15.209_RE(3m)	Engineer: Snake Ni
Probe: BBHA9120D_1-18GHz	Polarity: Horizontal
EUT: Camera	Power: By Battery
Test Mode: Transmit by 802.11n-HT20 at channel 2462MHz	

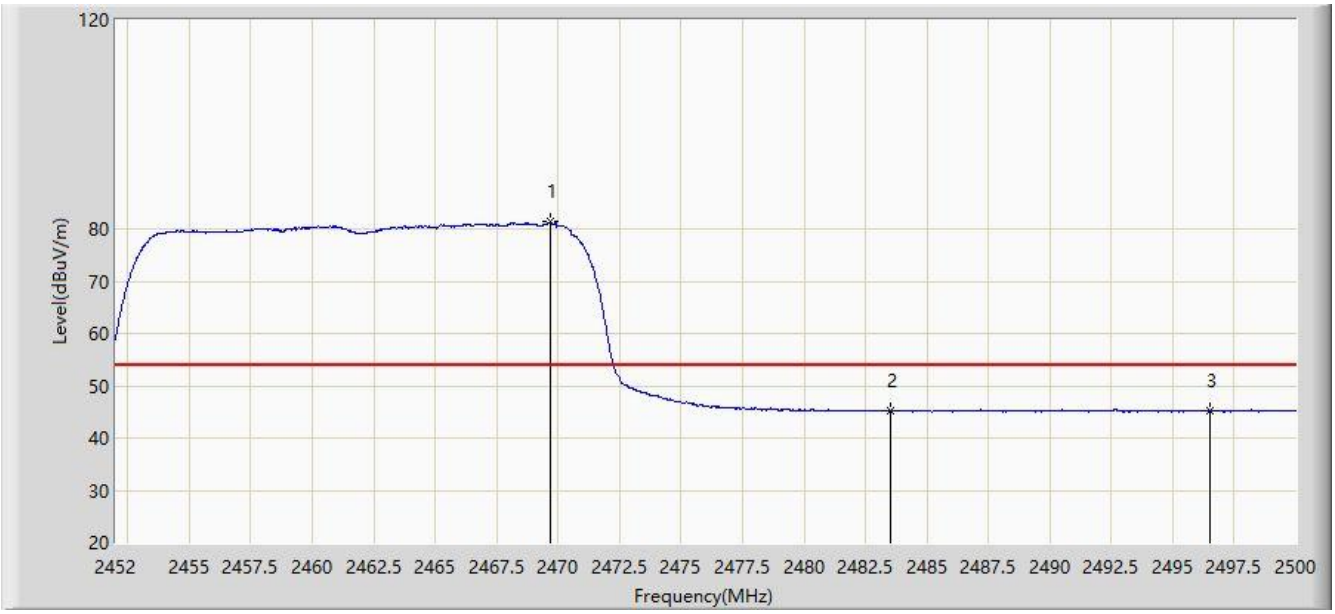

No	Flag	Mark	Frequency (MHz)	Measure Level (dBuV/m)	Reading Level (dBuV)	Margin (dB)	Limit (dBuV/m)	Factor (dB)	Type
1		*	2469.712	81.317	49.252	N/A	N/A	32.064	AV
2			2483.500	45.204	13.167	-8.796	54.000	32.037	AV
3			2496.496	45.314	13.300	-8.686	54.000	32.014	AV

Note: Measure Level (dBμV/m) = Reading Level (dBμV) + Factor (dB)

Factor (dB) = Cable Loss (dB) + Antenna Factor (dB/m)

Site: AC1	Time: 2020/01/20 - 21:25
Limit: FCC_Part15.209_RE(3m)	Engineer: Snake Ni
Probe: BBHA9120D_1-18GHz	Polarity: Vertical
EUT: Camera	Power: By Battery
Test Mode: Transmit by 802.11n-HT20 at channel 2462MHz	

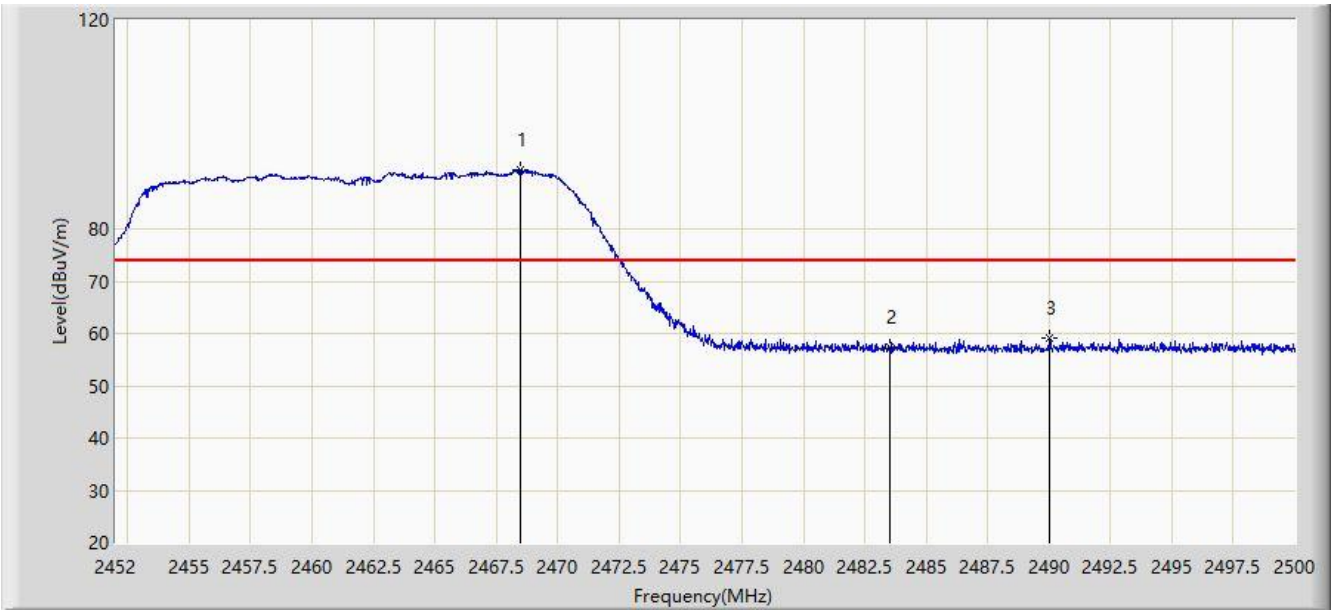

No	Flag	Mark	Frequency (MHz)	Measure Level (dBuV/m)	Reading Level (dBuV)	Margin (dB)	Limit (dBuV/m)	Factor (dB)	Type
1		*	2468.464	91.255	59.188	N/A	N/A	32.067	PK
2			2483.500	57.511	25.474	-16.489	74.000	32.037	PK
3			2490.040	58.996	26.971	-15.004	74.000	32.024	PK

Note: Measure Level (dBµV/m) = Reading Level (dBµV) + Factor (dB)

Factor (dB) = Cable Loss (dB) + Antenna Factor (dB/m)

Site: AC1	Time: 2020/01/20 - 21:26
Limit: FCC_Part15.209_RE(3m)	Engineer: Snake Ni
Probe: BBHA9120D_1-18GHz	Polarity: Vertical
EUT: Camera	Power: By Battery
Test Mode: Transmit by 802.11n-HT20 at channel 2462MHz	

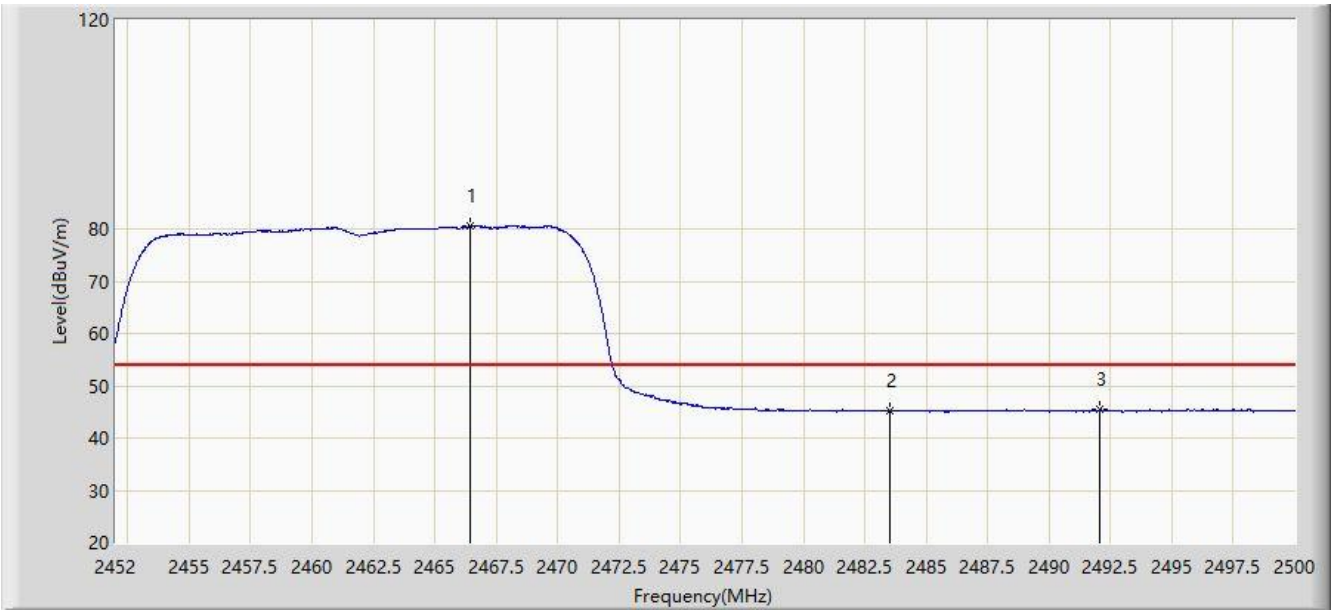

No	Flag	Mark	Frequency (MHz)	Measure Level (dBuV/m)	Reading Level (dBuV)	Margin (dB)	Limit (dBuV/m)	Factor (dB)	Type
1		*	2466.448	80.591	48.520	N/A	N/A	32.071	AV
2			2483.500	45.226	13.189	-8.774	54.000	32.037	AV
3			2492.080	45.378	13.357	-8.622	54.000	32.021	AV

Note: Measure Level (dBµV/m) = Reading Level (dBµV) + Factor (dB)

Factor (dB) = Cable Loss (dB) + Antenna Factor (dB/m)

Site: AC1	Time: 2020/01/20 - 21:27
Limit: FCC_Part15.209_RE(3m)	Engineer: Snake Ni
Probe: BBHA9120D_1-18GHz	Polarity: Horizontal
EUT: Camera	Power: By Battery
Test Mode: Transmit by 802.11n-HT40 at channel 2422MHz	

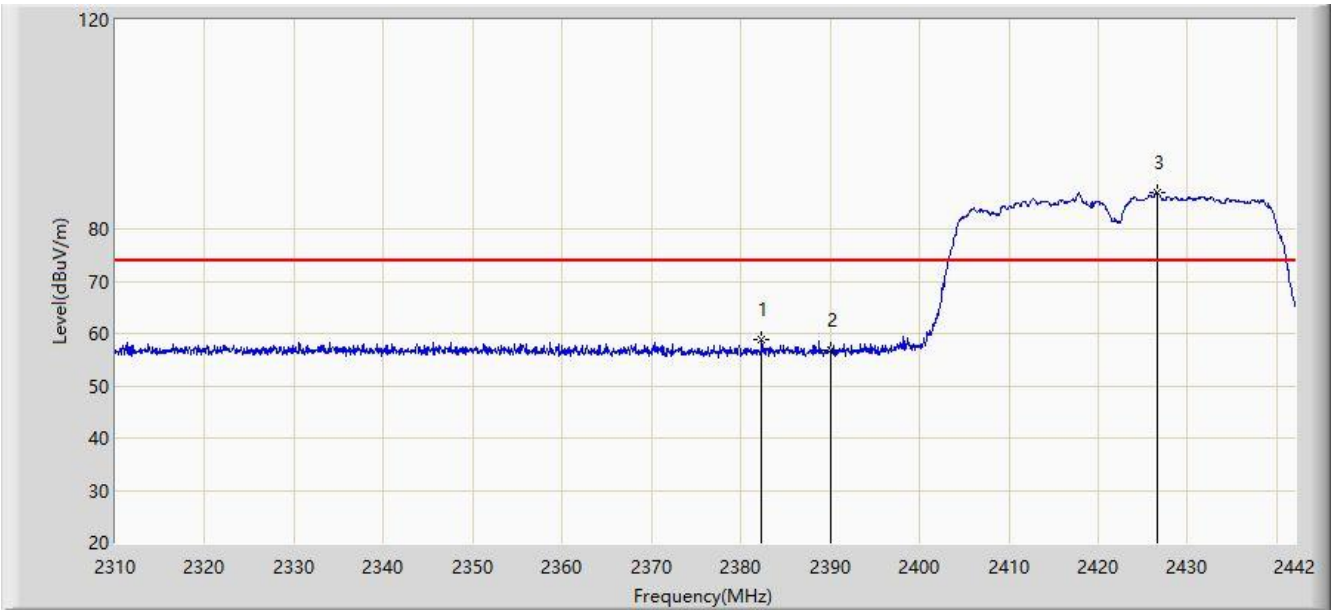

No	Flag	Mark	Frequency (MHz)	Measure Level (dBuV/m)	Reading Level (dBuV)	Margin (dB)	Limit (dBuV/m)	Factor (dB)	Type
1			2382.336	58.850	26.776	-15.150	74.000	32.074	PK
2			2390.000	56.897	24.825	-17.103	74.000	32.072	PK
3		*	2426.688	86.939	54.817	N/A	N/A	32.123	PK

Note: Measure Level (dBμV/m) = Reading Level (dBμV) + Factor (dB)

Factor (dB) = Cable Loss (dB) + Antenna Factor (dB/m)

Site: AC1	Time: 2020/01/20 - 21:33
Limit: FCC_Part15.209_RE(3m)	Engineer: Snake Ni
Probe: BBHA9120D_1-18GHz	Polarity: Horizontal
EUT: Camera	Power: By Battery
Test Mode: Transmit by 802.11n-HT40 at channel 2422MHz	

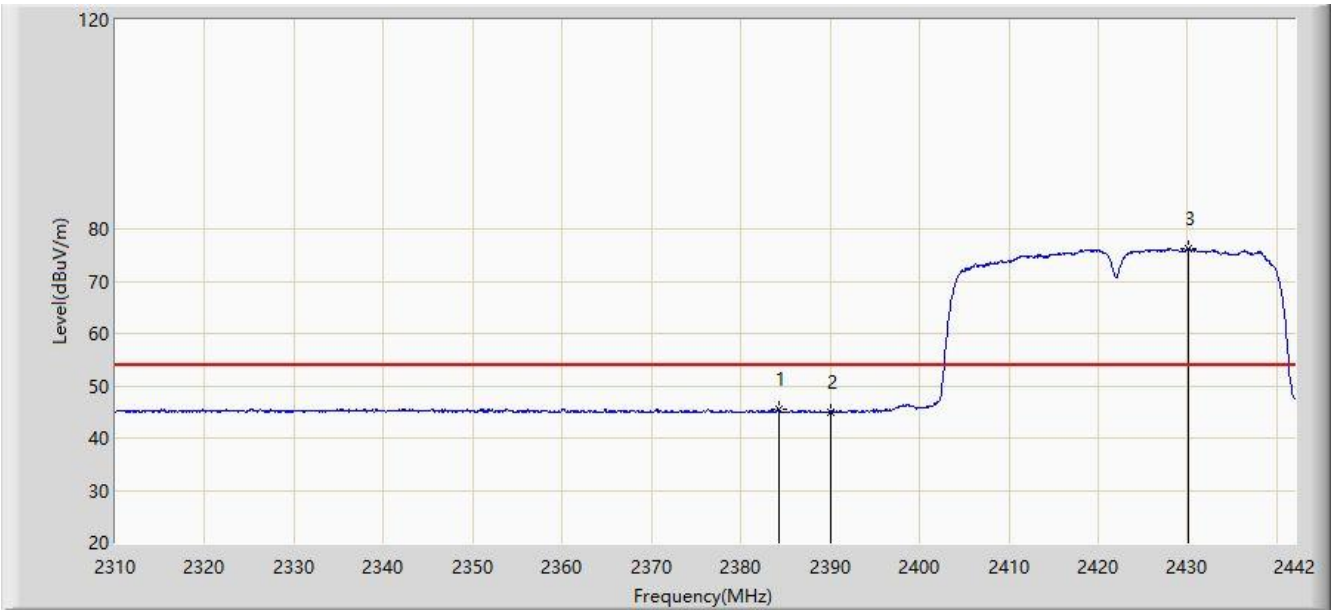

No	Flag	Mark	Frequency (MHz)	Measure Level (dBuV/m)	Reading Level (dBuV)	Margin (dB)	Limit (dBuV/m)	Factor (dB)	Type
1			2384.250	45.505	13.431	-8.495	54.000	32.074	AV
2			2390.000	45.019	12.947	-8.981	54.000	32.072	AV
3		*	2430.054	76.248	44.129	N/A	N/A	32.119	AV

Note: Measure Level (dBµV/m) = Reading Level (dBµV) + Factor (dB)

Factor (dB) = Cable Loss (dB) + Antenna Factor (dB/m)

Site: AC1	Time: 2020/01/20 - 21:34
Limit: FCC_Part15.209_RE(3m)	Engineer: Snake Ni
Probe: BBHA9120D_1-18GHz	Polarity: Vertical
EUT: Camera	Power: By Battery
Test Mode: Transmit by 802.11n-HT40 at channel 2422MHz	

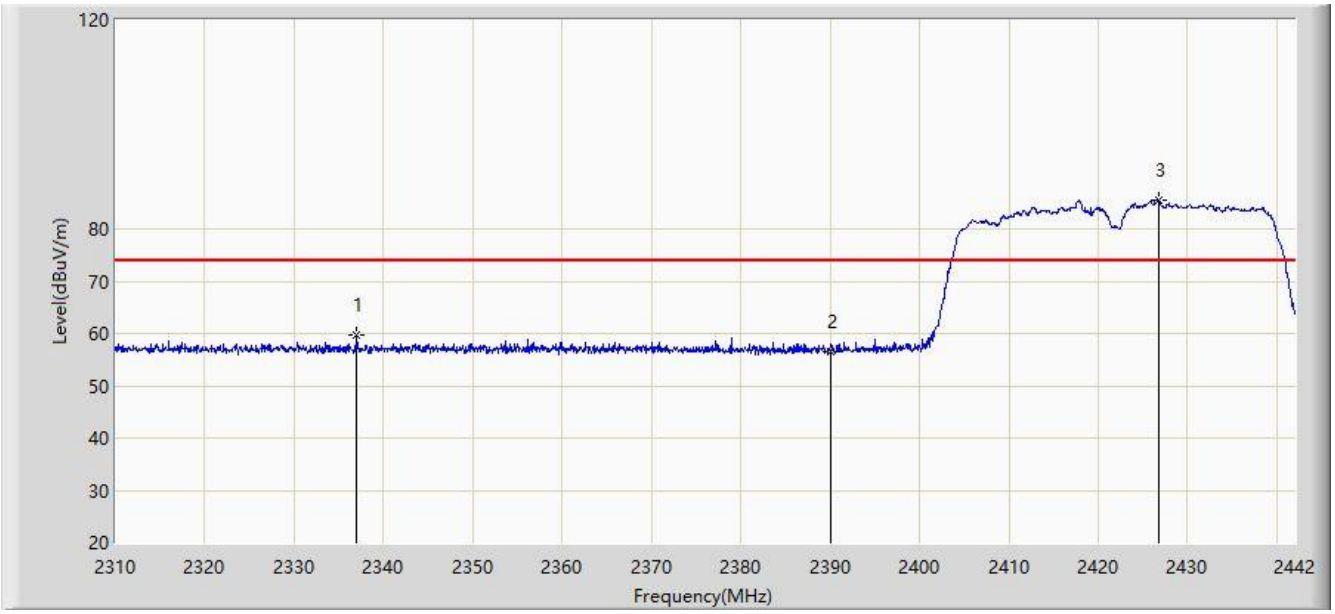

No	Flag	Mark	Frequency (MHz)	Measure Level (dBuV/m)	Reading Level (dBuV)	Margin (dB)	Limit (dBuV/m)	Factor (dB)	Type
1			2336.994	59.824	27.672	-14.176	74.000	32.151	PK
2			2390.000	56.581	24.509	-17.419	74.000	32.072	PK
3		*	2426.754	85.417	53.295	N/A	N/A	32.123	PK

Note: Measure Level (dBµV/m) = Reading Level (dBµV) + Factor (dB)

Factor (dB) = Cable Loss (dB) + Antenna Factor (dB/m)

Site: AC1	Time: 2020/01/20 - 21:35
Limit: FCC_Part15.209_RE(3m)	Engineer: Snake Ni
Probe: BBHA9120D_1-18GHz	Polarity: Vertical
EUT: Camera	Power: By Battery
Test Mode: Transmit by 802.11n-HT40 at channel 2422MHz	

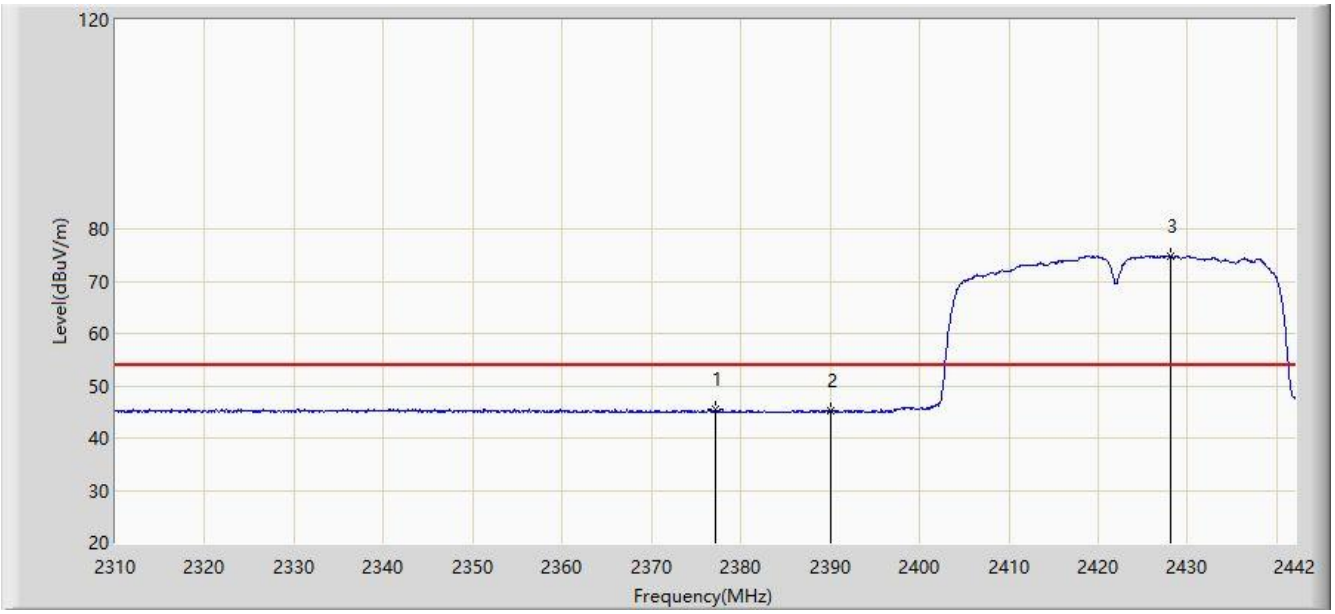

No	Flag	Mark	Frequency (MHz)	Measure Level (dBuV/m)	Reading Level (dBuV)	Margin (dB)	Limit (dBuV/m)	Factor (dB)	Type
1			2377.188	45.375	13.299	-8.625	54.000	32.077	AV
2			2390.000	45.154	13.082	-8.846	54.000	32.072	AV
3		*	2428.074	74.891	42.766	N/A	N/A	32.125	AV

Note: Measure Level (dBµV/m) = Reading Level (dBµV) + Factor (dB)

Factor (dB) = Cable Loss (dB) + Antenna Factor (dB/m)

Site: AC1	Time: 2020/01/20 - 21:36
Limit: FCC_Part15.209_RE(3m)	Engineer: Snake Ni
Probe: BBHA9120D_1-18GHz	Polarity: Horizontal
EUT: Camera	Power: By Battery
Test Mode: Transmit by 802.11n-HT40 at channel 2452MHz	

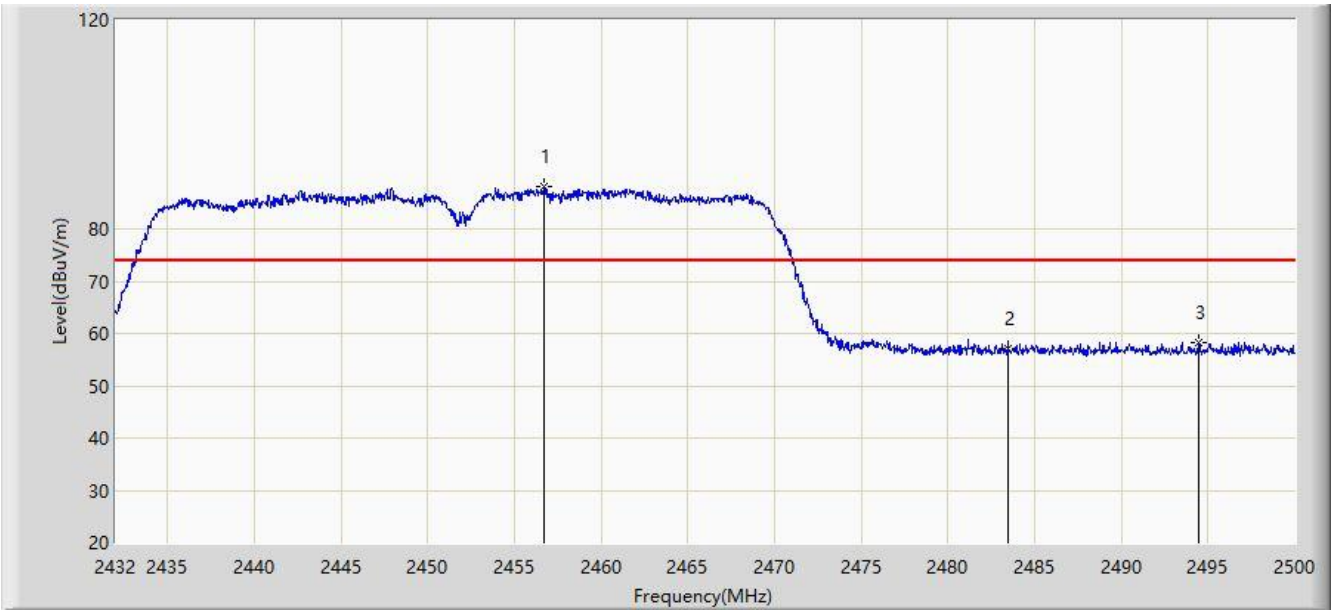

No	Flag	Mark	Frequency (MHz)	Measure Level (dBuV/m)	Reading Level (dBuV)	Margin (dB)	Limit (dBuV/m)	Factor (dB)	Type
1		*	2456.684	88.165	56.087	N/A	N/A	32.079	PK
2			2483.500	57.177	25.140	-16.823	74.000	32.037	PK
3			2494.492	58.386	26.370	-15.614	74.000	32.016	PK

Note: Measure Level (dBµV/m) = Reading Level (dBµV) + Factor (dB)

Factor (dB) = Cable Loss (dB) + Antenna Factor (dB/m)

Site: AC1	Time: 2020/01/20 - 21:55
Limit: FCC_Part15.209_RE(3m)	Engineer: Snake Ni
Probe: BBHA9120D_1-18GHz	Polarity: Horizontal
EUT: Camera	Power: By Battery
Test Mode: Transmit by 802.11n-HT40 at channel 2452MHz	

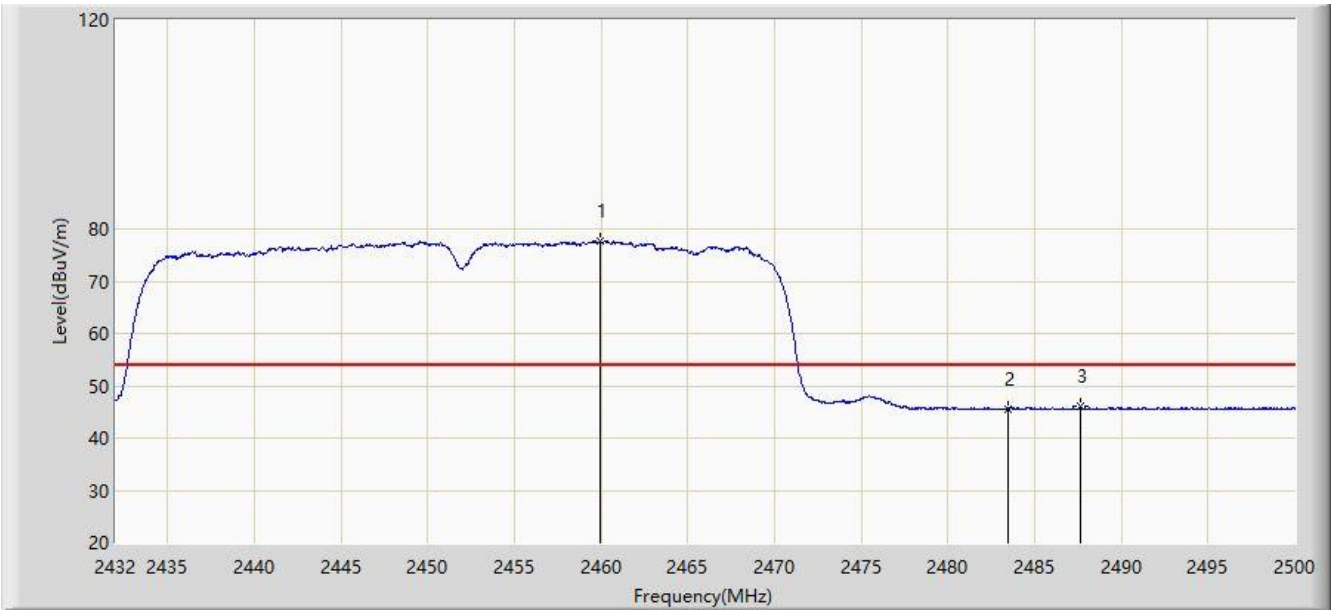

No	Flag	Mark	Frequency (MHz)	Measure Level (dBuV/m)	Reading Level (dBuV)	Margin (dB)	Limit (dBuV/m)	Factor (dB)	Type
1		*	2459.948	77.668	45.588	N/A	N/A	32.080	AV
2			2483.500	45.526	13.489	-8.474	54.000	32.037	AV
3			2487.658	46.010	13.981	-7.990	54.000	32.029	AV

Note: Measure Level (dBµV/m) = Reading Level (dBµV) + Factor (dB)

Factor (dB) = Cable Loss (dB) + Antenna Factor (dB/m)

Site: AC1	Time: 2020/01/20 - 21:56
Limit: FCC_Part15.209_RE(3m)	Engineer: Snake Ni
Probe: BBHA9120D_1-18GHz	Polarity: Vertical
EUT: Camera	Power: By Battery
Test Mode: Transmit by 802.11n-HT40 at channel 2452MHz	

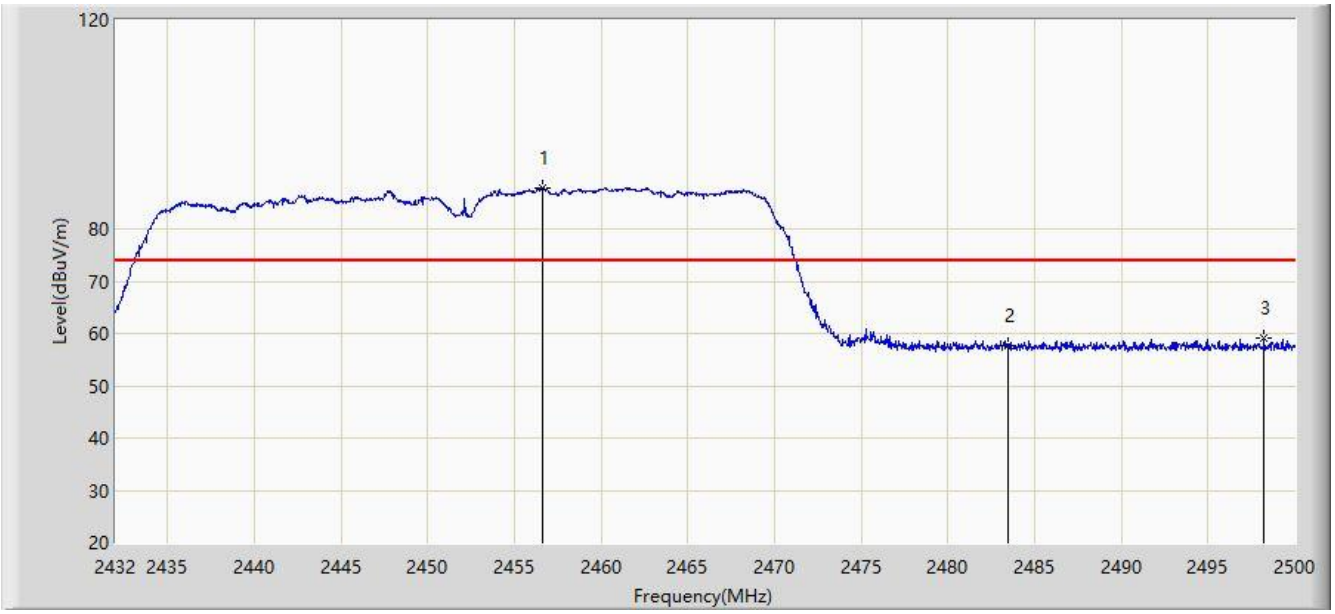

No	Flag	Mark	Frequency (MHz)	Measure Level (dBuV/m)	Reading Level (dBuV)	Margin (dB)	Limit (dBuV/m)	Factor (dB)	Type
1		*	2456.650	87.966	55.888	N/A	N/A	32.079	PK
2			2483.500	57.739	25.702	-16.261	74.000	32.037	PK
3			2498.232	59.247	27.229	-14.753	74.000	32.019	PK

Note: Measure Level (dBμV/m) = Reading Level (dBμV) + Factor (dB)

Factor (dB) = Cable Loss (dB) + Antenna Factor (dB/m)

Site: AC1	Time: 2020/01/20 - 21:58
Limit: FCC_Part15.209_RE(3m)	Engineer: Snake Ni
Probe: BBHA9120D_1-18GHz	Polarity: Vertical
EUT: Camera	Power: By Battery
Test Mode: Transmit by 802.11n-HT40 at channel 2452MHz	

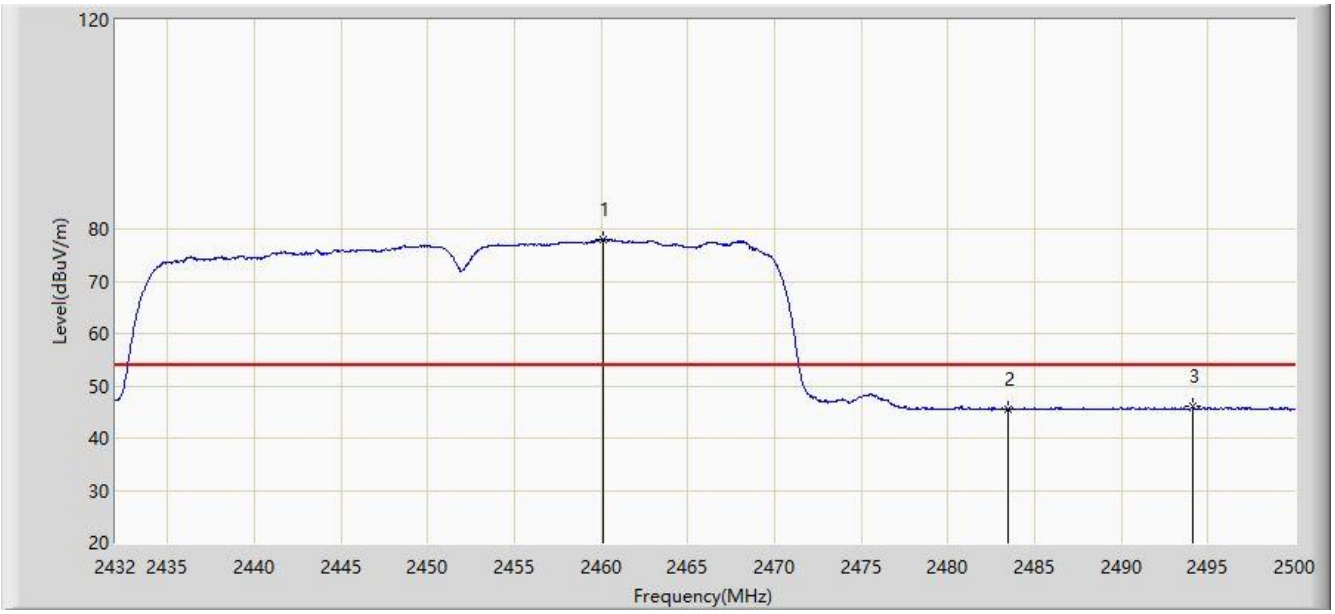

No	Flag	Mark	Frequency (MHz)	Measure Level (dBuV/m)	Reading Level (dBuV)	Margin (dB)	Limit (dBuV/m)	Factor (dB)	Type
1		*	2460.118	78.113	46.033	N/A	N/A	32.080	AV
2			2483.500	45.470	13.433	-8.530	54.000	32.037	AV
3			2494.084	45.953	13.936	-8.047	54.000	32.017	AV

Note: Measure Level (dBµV/m) = Reading Level (dBµV) + Factor (dB)

Factor (dB) = Cable Loss (dB) + Antenna Factor (dB/m)

7.8. AC Conducted Emissions Measurement

7.8.1.Test Limit

FCC Part 15 Subpart C Paragraph 15.207 Limits		
Frequency (MHz)	QP (dBμV)	Average (dBμV)
0.15 - 0.50	66 - 56	56 - 46
0.50 - 5.0	56	46
5.0 - 30	60	50
Note 1: The lower limit shall apply at the transition frequencies. Note 2: The limit decreases linearly with the logarithm of the frequency in the range 0.15MHz to 0.5MHz.		

7.8.2.Test Setup

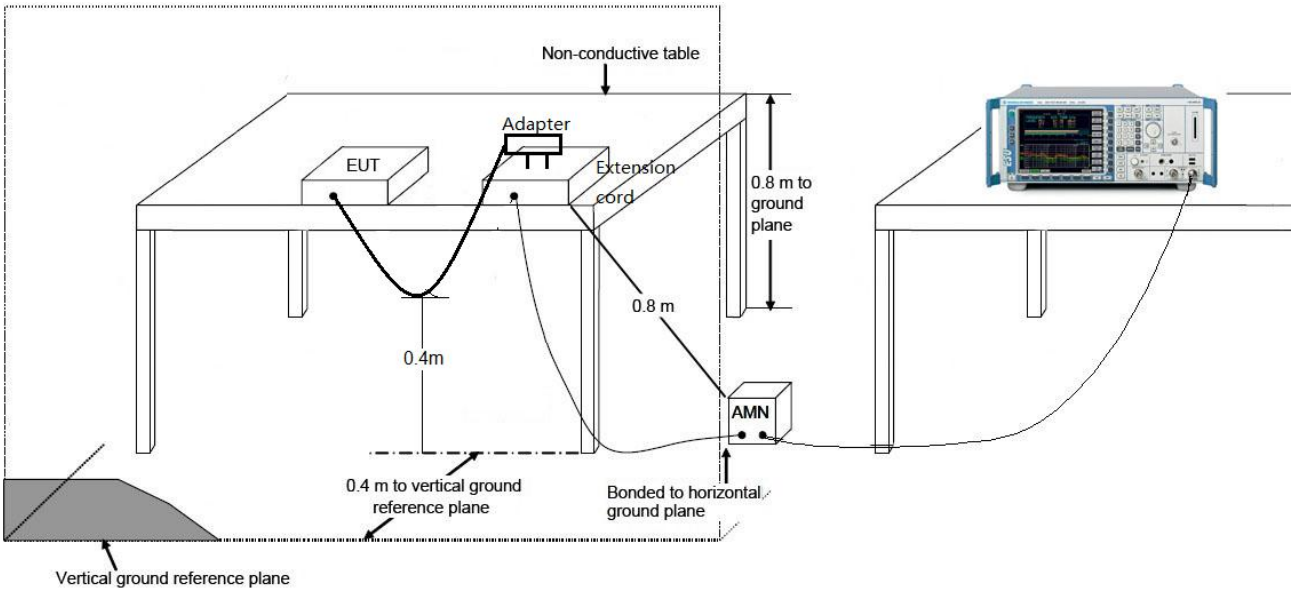

7.8.3.Test Result

Site: SR2	Time: 2020/01/21 - 13:29
Limit: FCC_Part15.207_CE_AC Power	Engineer: Bacon Dong
Probe: ENV216_101683_Filter On	Polarity: Line
EUT: Camera	Power: AC 120V/60Hz
Worst Case Mode: Transmit by 802.11b at Channel 2412MHz	

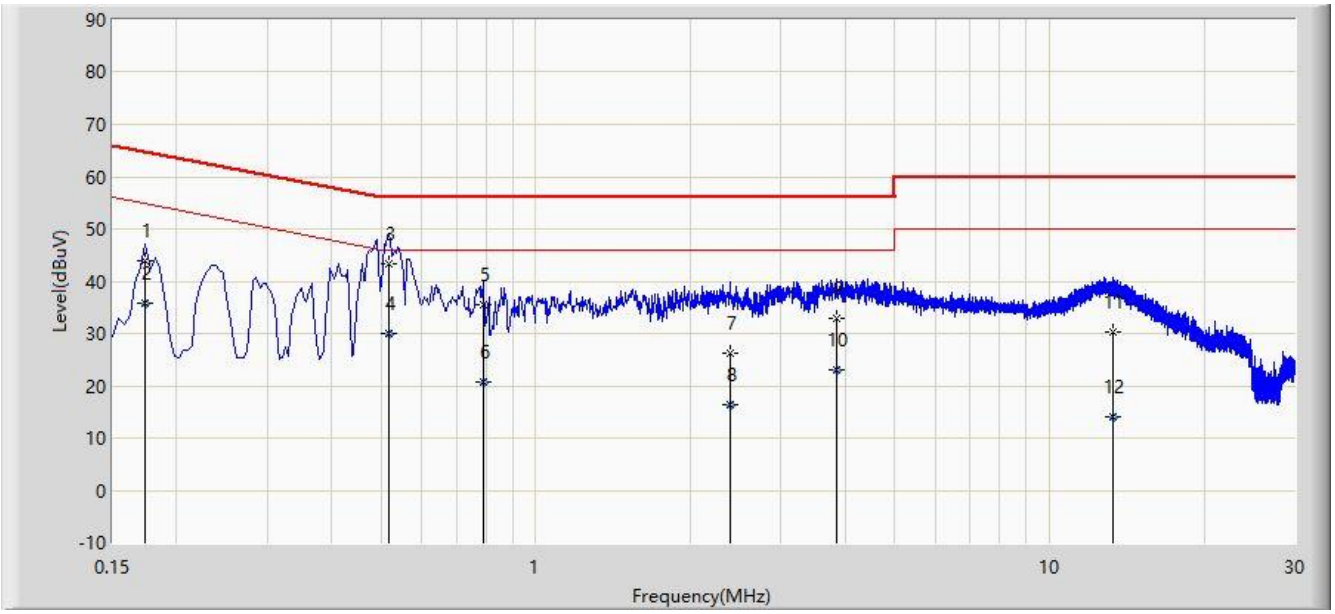

No	Flag	Mark	Frequency (MHz)	Measure Level (dBuV)	Reading Level (dBuV)	Margin (dB)	Limit (dBuV)	Factor (dB)	Type
1			0.174	43.918	33.793	-20.850	64.767	10.125	QP
2			0.174	35.921	25.796	-18.846	54.767	10.125	AV
3		*	0.518	43.366	33.389	-12.634	56.000	9.976	QP
4			0.518	30.124	20.148	-15.876	46.000	9.976	AV
5			0.790	35.446	25.588	-20.554	56.000	9.857	QP
6			0.790	20.817	10.959	-25.183	46.000	9.857	AV
7			2.386	26.279	16.599	-29.721	56.000	9.680	QP
8			2.386	16.394	6.714	-29.606	46.000	9.680	AV
9			3.854	32.903	23.208	-23.097	56.000	9.694	QP
10			3.854	22.970	13.276	-23.030	46.000	9.694	AV
11			13.242	30.235	20.338	-29.765	60.000	9.897	QP
12			13.242	14.148	4.251	-35.852	50.000	9.897	AV

Note: Measure Level (dBμV) = Reading Level (dBμV) + Factor (dB)

Factor (dB) = Cable Loss (dB) + LISN Factor (dB)

Site: SR2	Time: 2020/01/21 - 13:44
Limit: FCC_Part15.207_CE_AC Power	Engineer: Bacon Dong
Probe: ENV216_101683_Filter On	Polarity: Neutral
EUT: Camera	Power: AC 120V/60Hz
Worst Case Mode: Transmit by 802.11b at Channel 2412MHz	

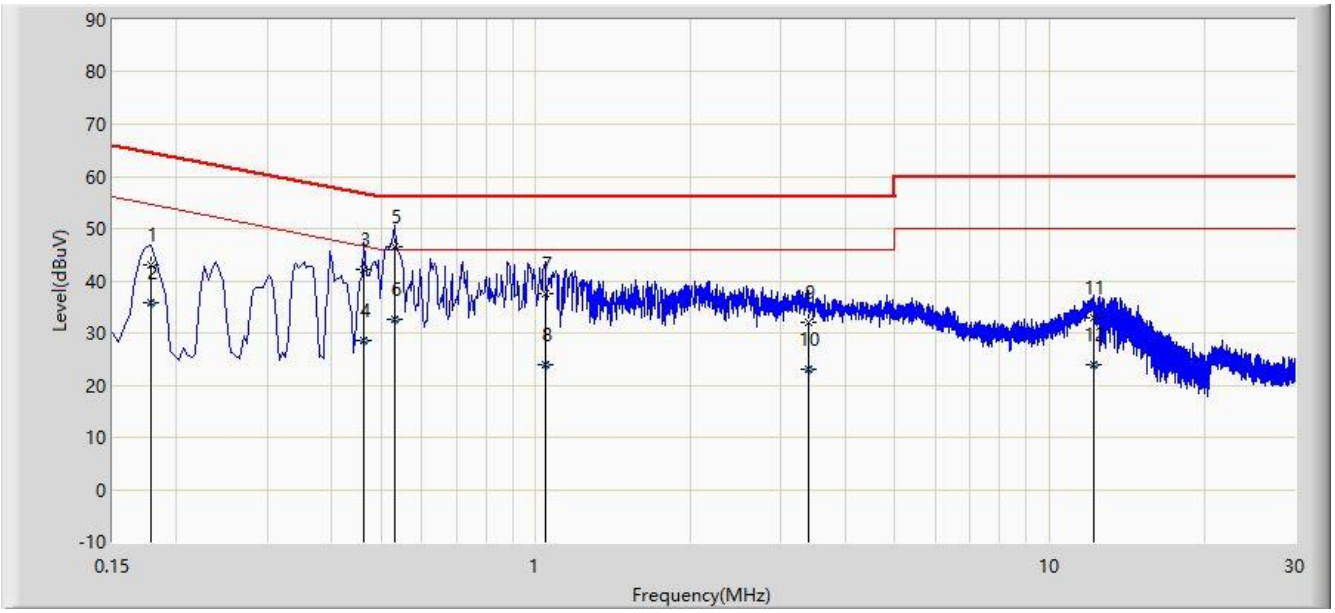

No	Flag	Mark	Frequency (MHz)	Measure Level (dBuV)	Reading Level (dBuV)	Margin (dB)	Limit (dBuV)	Factor (dB)	Type
1			0.178	43.104	33.052	-21.475	64.578	10.052	QP
2			0.178	35.823	25.771	-18.755	54.578	10.052	AV
3			0.462	42.130	32.155	-14.526	56.657	9.976	QP
4			0.462	28.416	18.440	-18.241	46.657	9.976	AV
5		*	0.530	46.651	36.678	-9.349	56.000	9.973	QP
6			0.530	32.543	22.571	-13.457	46.000	9.973	AV
7			1.042	37.642	27.863	-18.358	56.000	9.779	QP
8			1.042	24.050	14.271	-21.950	46.000	9.779	AV
9			3.394	32.098	22.410	-23.902	56.000	9.688	QP
10			3.394	23.044	13.356	-22.956	46.000	9.688	AV
11			12.190	32.801	22.927	-27.199	60.000	9.873	QP
12			12.190	23.769	13.895	-26.231	50.000	9.873	AV

Note: Measure Level (dBμV) = Reading Level (dBμV) + Factor (dB)

Factor (dB) = Cable Loss (dB) + LISN Factor (dB)

8. CONCLUSION

The data collected relate only the item(s) tested and show that the unit is compliance with Part 15C of the FCC Rules.

The End

Appendix A - Test Setup Photograph

Refer to “2001RSU048-UT” file.

Appendix B - EUT Photograph

Refer to “2001RSU048-UE” file.