Appendix: 5G Wi-Fi Band1

Contents

Contents 2
Duty Cycle 3
Maximum Conducted Output Power 13
-26dB Bandwidth 15
Occupied Channel Bandwidth 30
Maximum Power Spectral Density Level 45
Frequency Stability 61

Duty Cycle

Condition	Mode	Frequency (MHz)	Antenna	Duty Cycle (%)	Correction Factor (dB)	1/T (kHz)
NVNT	a	5180	Ant1	95.6	0.2	0.48
NVNT	a	5200	Ant1	92.89	0.32	0.48
NVNT	a	5240	Ant1	92.15	0.36	0.48
NVNT	a	5180	Ant2	92.15	0.36	0.48
NVNT	a	5200	Ant2	91.41	0.39	0.48
NVNT	a	5240	Ant2	94.03	0.27	0.48
NVNT	AC20MIMO	5180	Sum	91.79	0.37	0.52
NVNT	AC20MIMO	5200	Sum	92.58	0.33	0.52
NVNT	AC20MIMO	5240	Sum	91.01	0.41	0.52
NVNT	AC40MIMO	5190	Sum	86.7	0.62	1.05
NVNT	AC40MIMO	5230	Sum	83.98	0.76	1.05
NVNT	AC80MIMO	5210	Sum	73.76	1.32	2.17
NVNT	N20MIMO	5180	Sum	92.4	0.34	0.52
NVNT	N20MIMO	5200	Sum	91.17	0.4	0.52
NVNT	N20MIMO	5240	Sum	93.21	0.31	0.52
NVNT	N40MIMO	5190	Sum	85.69	0.67	1.06
NVNT	N40MIMO	5230	Sum	90.77	0.42	1.06

Test Graphs

Duty Cycle NVNT a 5180MHz Ant1

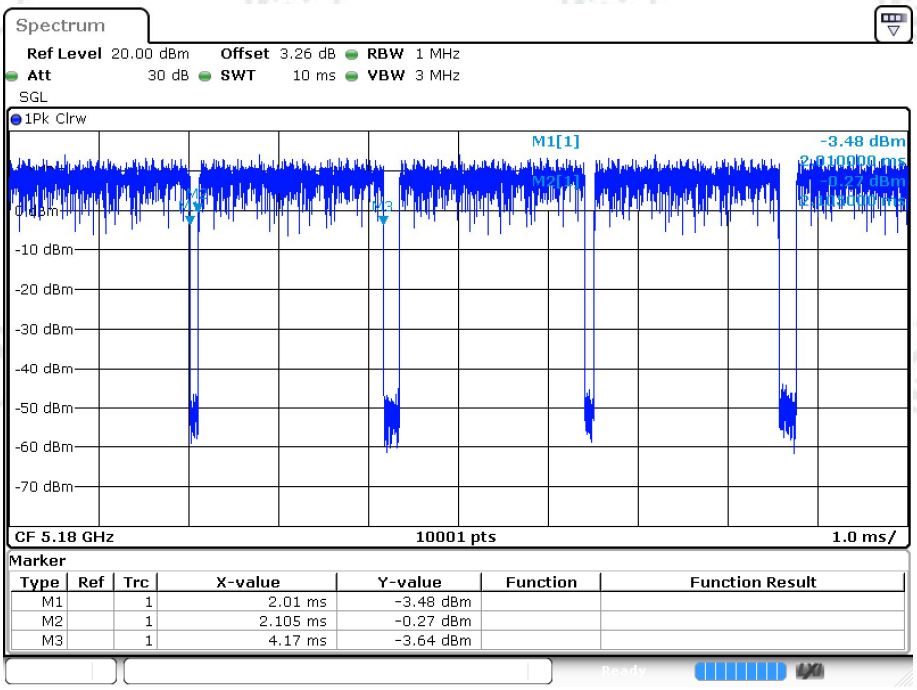

Date: 15.APR.2025 04:50:40

Duty Cycle NVNT a 5200MHz Ant1

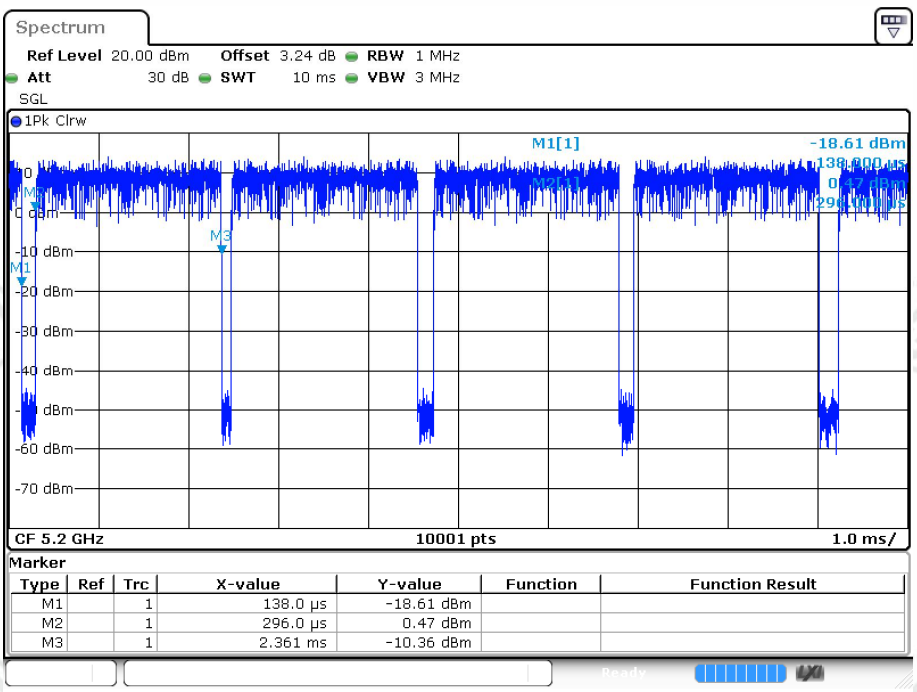

Date: 15.APR.2025 04:53:18

Duty Cycle NVNT a 5240MHz Ant1

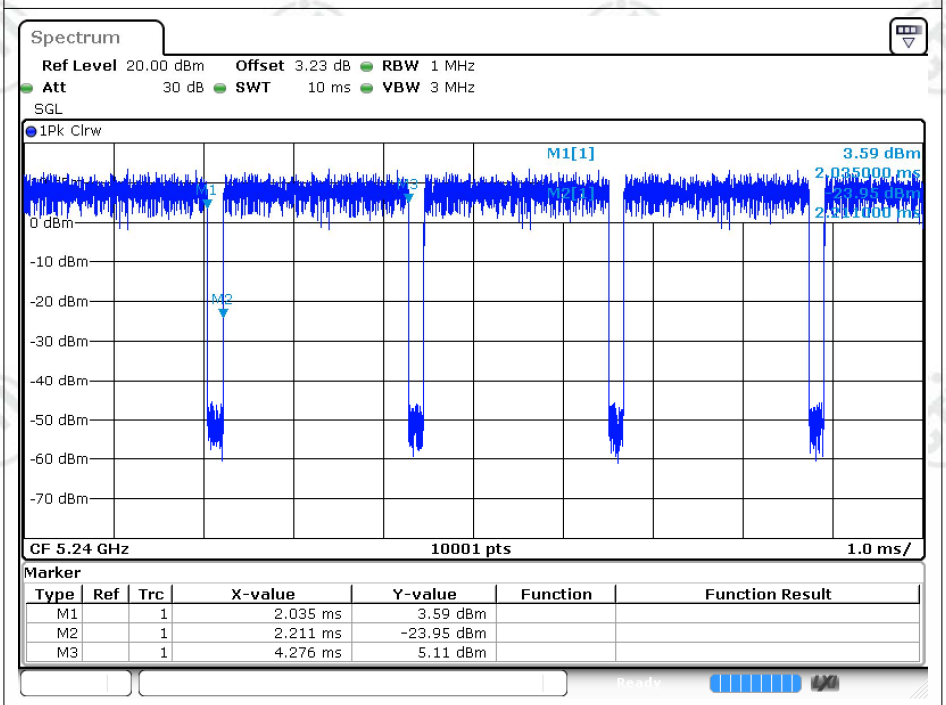

Marker

Type	Ref	Trc	X-value	Y-value	Function	Function Result
M1		1	2.035 ms	3.59 dBm		
M2		1	2.211 ms	-23.95 dBm		
M3		1	4.276 ms	5.11 dBm		

Date: 15.APR.2025 04:55:37

Duty Cycle NVNT a 5180MHz Ant2

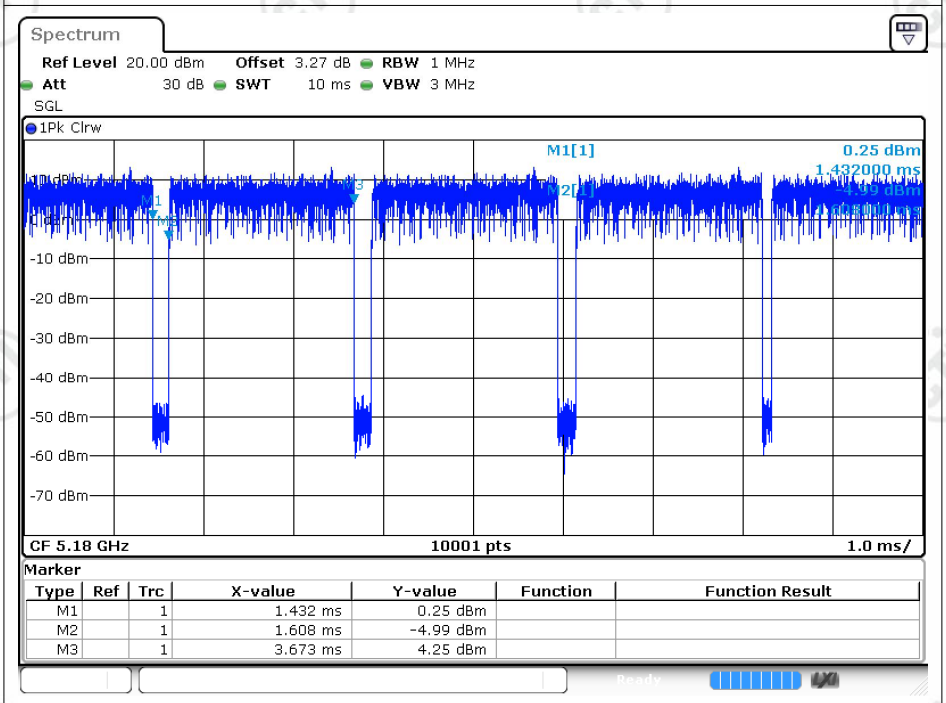

Marker

Type	Ref	Trc	X-value	Y-value	Function	Function Result
M1		1	1.432 ms	0.25 dBm		
M2		1	1.608 ms	-4.99 dBm		
M3		1	3.673 ms	4.25 dBm		

Date: 15.APR.2025 04:57:08

Duty Cycle NVNT a 5200MHz Ant2

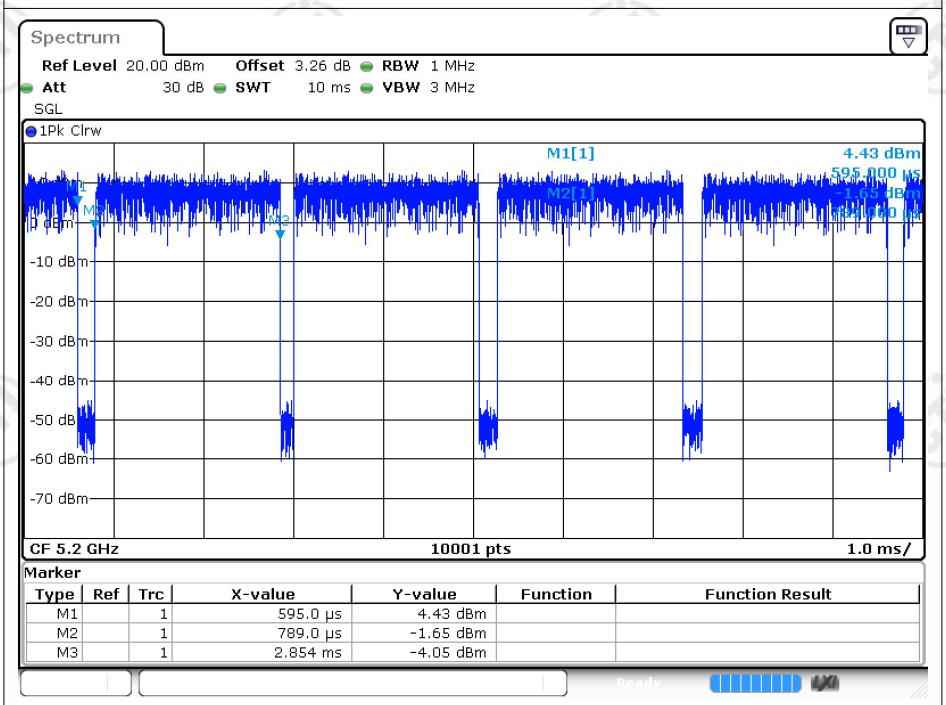

Marker

Type	Ref	Trc	X-value	Y-value	Function	Function Result
M1		1	595.0 µs	4.43 dBm		
M2		1	789.0 µs	-1.65 dBm		
M3		1	2.854 ms	-4.05 dBm		

Date: 15.APR.2025 04:59:04

Duty Cycle NVNT a 5240MHz Ant2

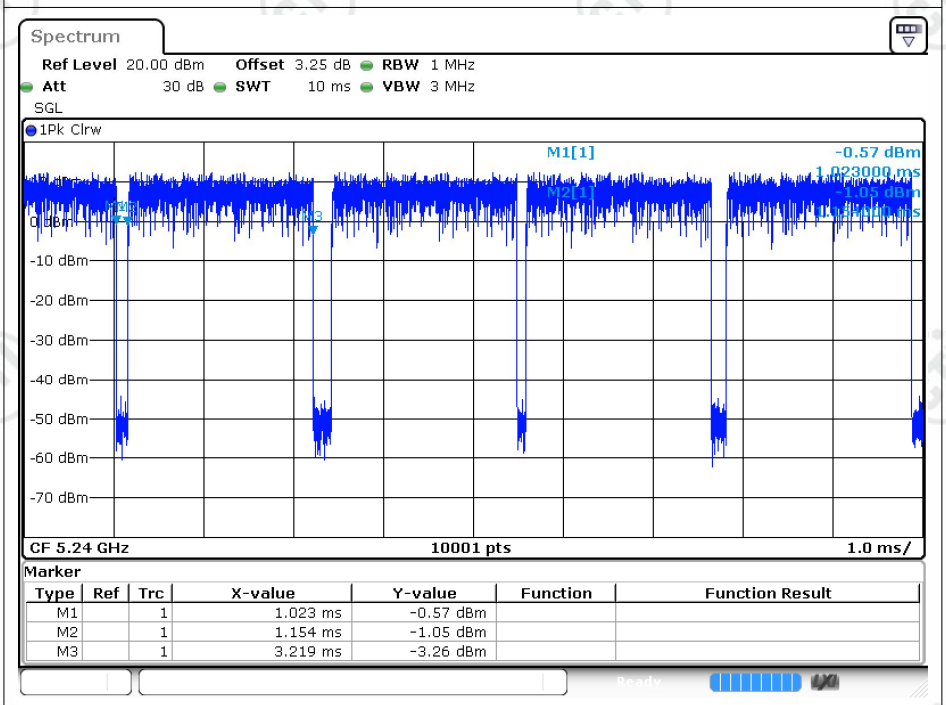

Marker

Type	Ref	Trc	X-value	Y-value	Function	Function Result
M1		1	1.023 ms	-0.57 dBm		
M2		1	1.154 ms	-1.05 dBm		
M3		1	3.219 ms	-3.26 dBm		

Date: 15.APR.2025 05:00:36

Duty Cycle NVNT AC20MIMO 5180MHz Sum

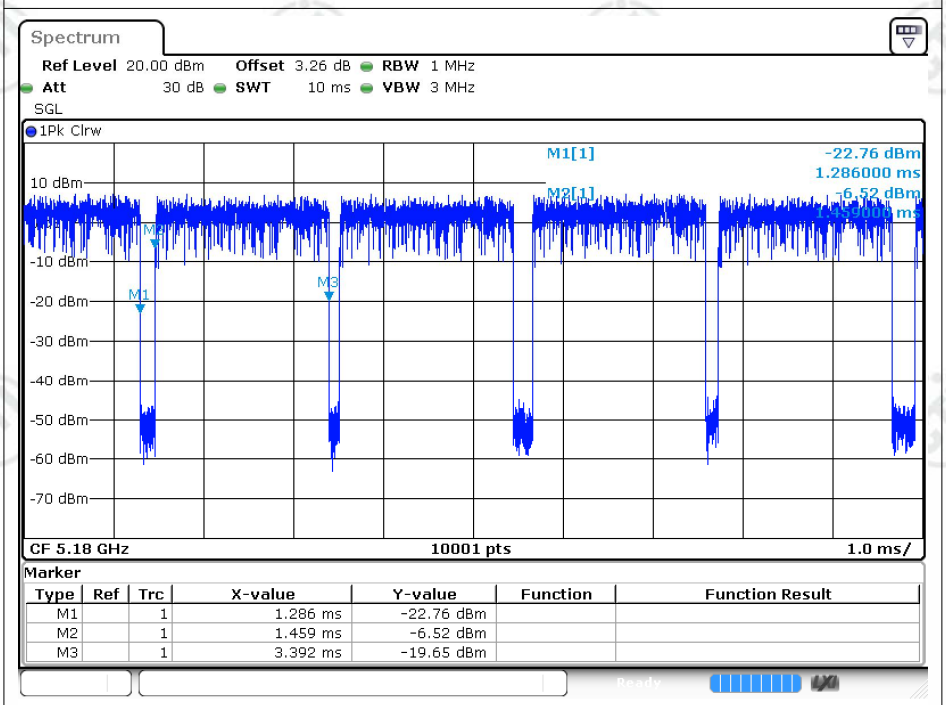

Marker

Type	Ref	Trc	X-value	Y-value	Function	Function Result
M1		1	1.286 ms	-22.76 dBm		
M2		1	1.459 ms	-6.52 dBm		
M3		1	3.392 ms	-19.65 dBm		

Date: 11.APR.2025 05:06:21

Duty Cycle NVNT AC20MIMO 5200MHz Sum

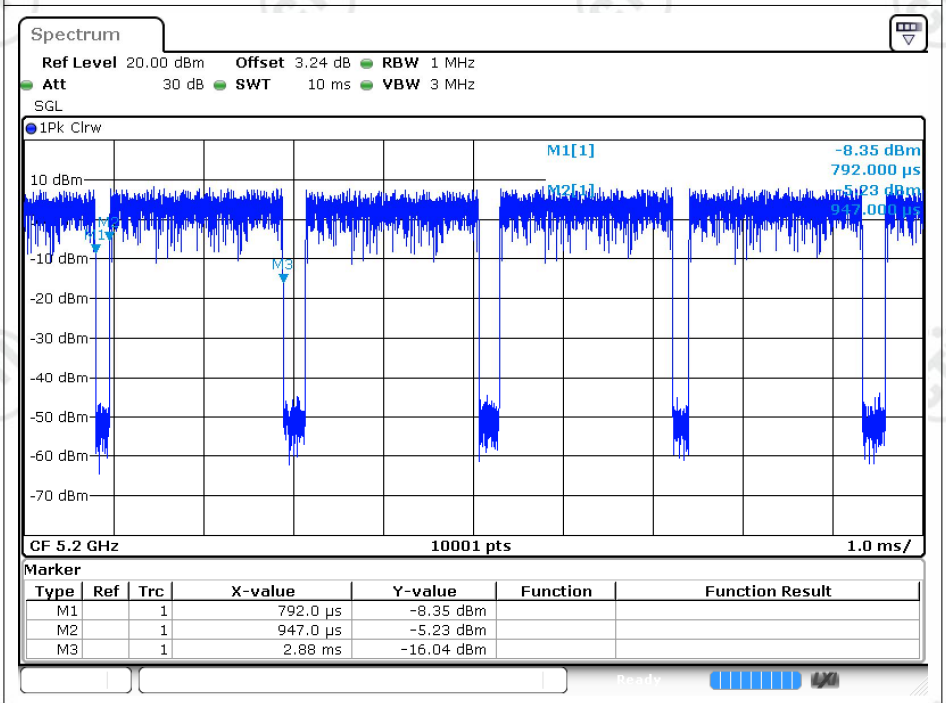

Marker

Type	Ref	Trc	X-value	Y-value	Function	Function Result
M1		1	792.0 µs	-8.35 dBm		
M2		1	947.0 µs	-5.23 dBm		
M3		1	2.88 ms	-16.04 dBm		

Date: 11.APR.2025 05:08:30

Duty Cycle NVNT AC20MIMO 5240MHz Sum

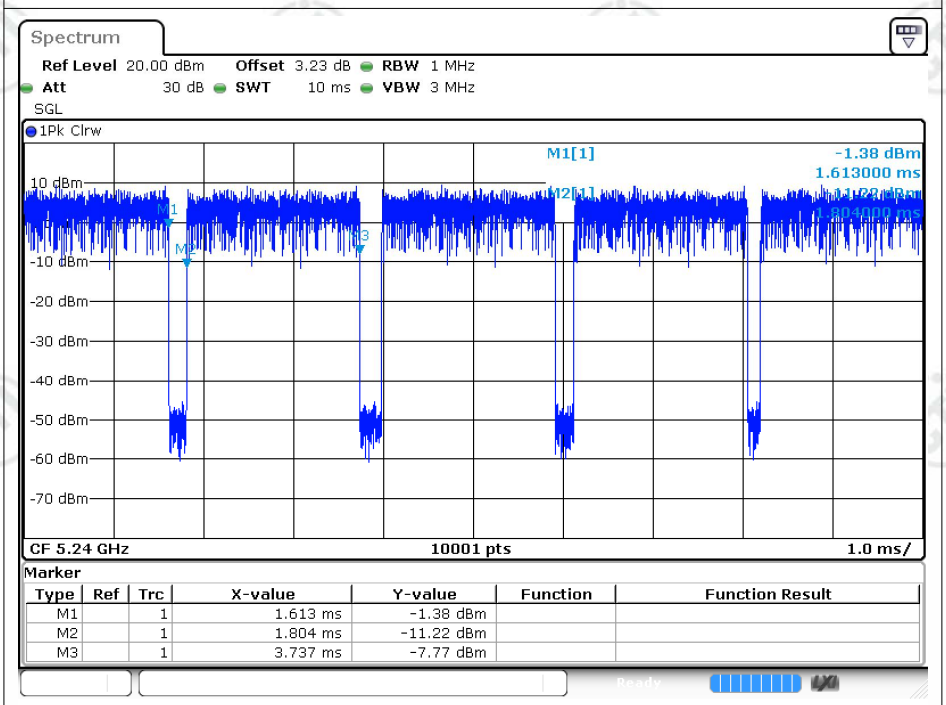

Date: 11.APR.2025 05:11:12

Duty Cycle NVNT AC40MIMO 5190MHz Sum

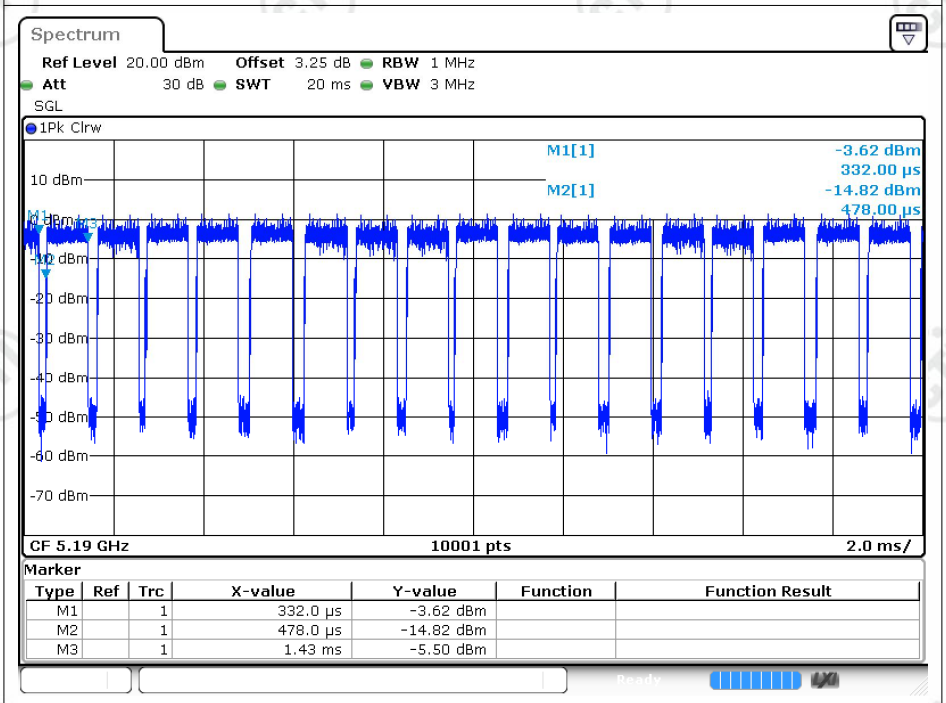

Date: 11.APR.2025 05:15:00

Duty Cycle NVNT AC40MIMO 5230MHz Sum

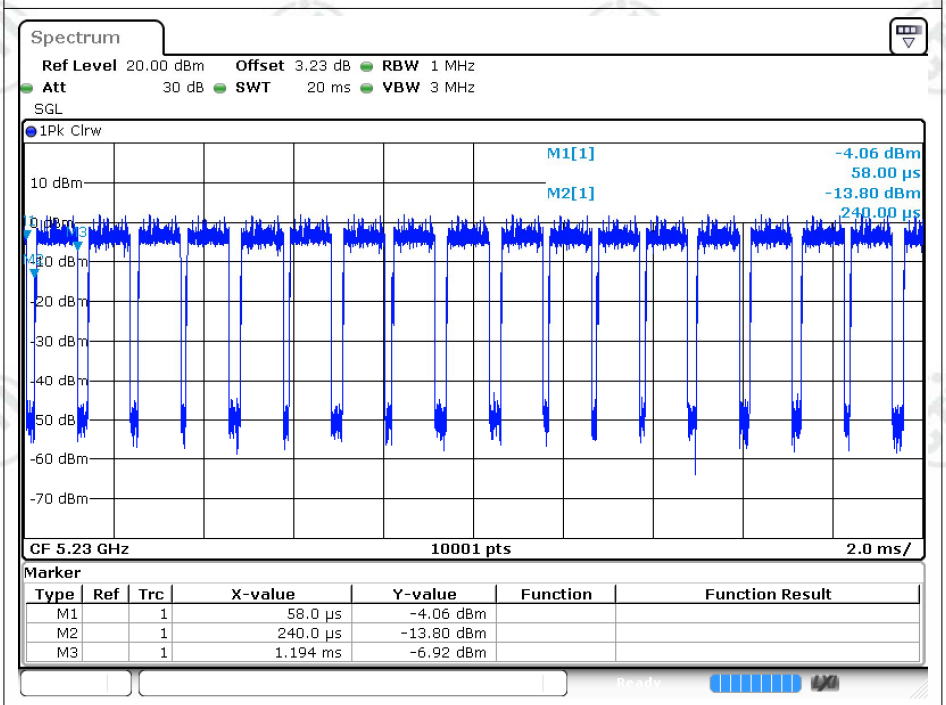

Date: 11.APR.2025 05:16:53

Duty Cycle NVNT AC80MIMO 5210MHz Sum

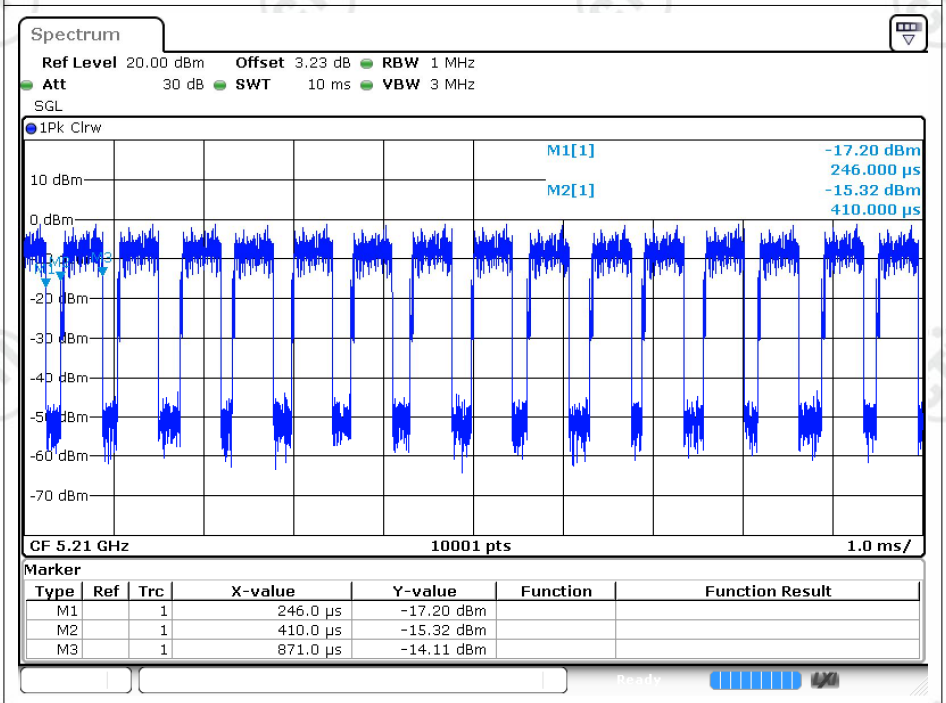

Date: 11.APR.2025 05:21:10

Duty Cycle NVNT N20MIMO 5180MHz Sum

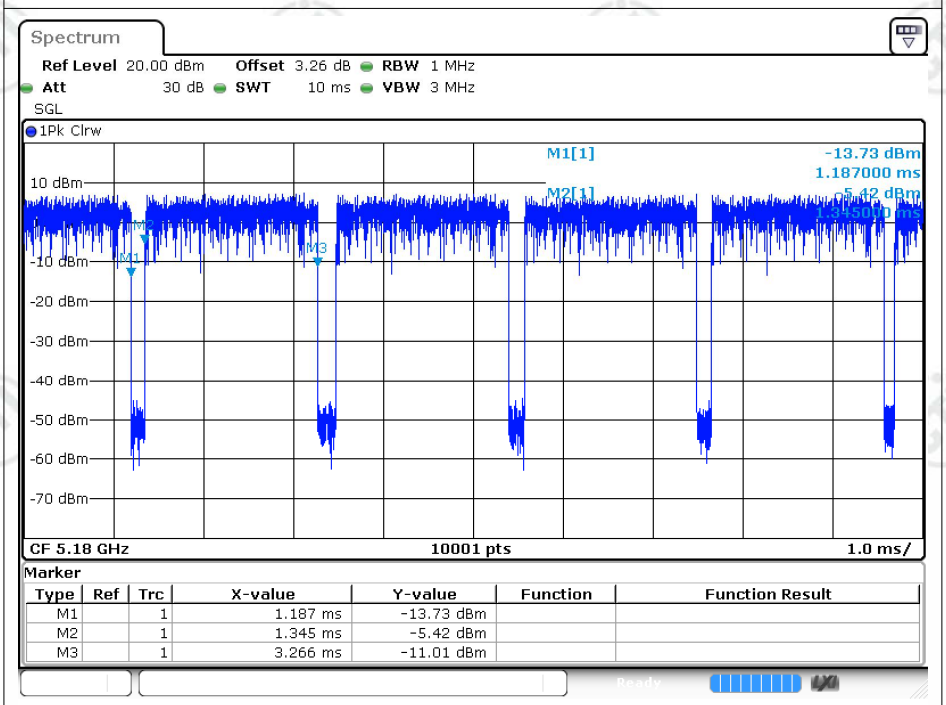

Marker

Type	Ref	Trc	X-value	Y-value	Function	Function Result
M1		1	1.187 ms	-13.73 dBm		
M2		1	1.345 ms	-5.42 dBm		
M3		1	3.266 ms	-11.01 dBm		

Date: 11.APR.2025 04:43:45

Duty Cycle NVNT N20MIMO 5200MHz Sum

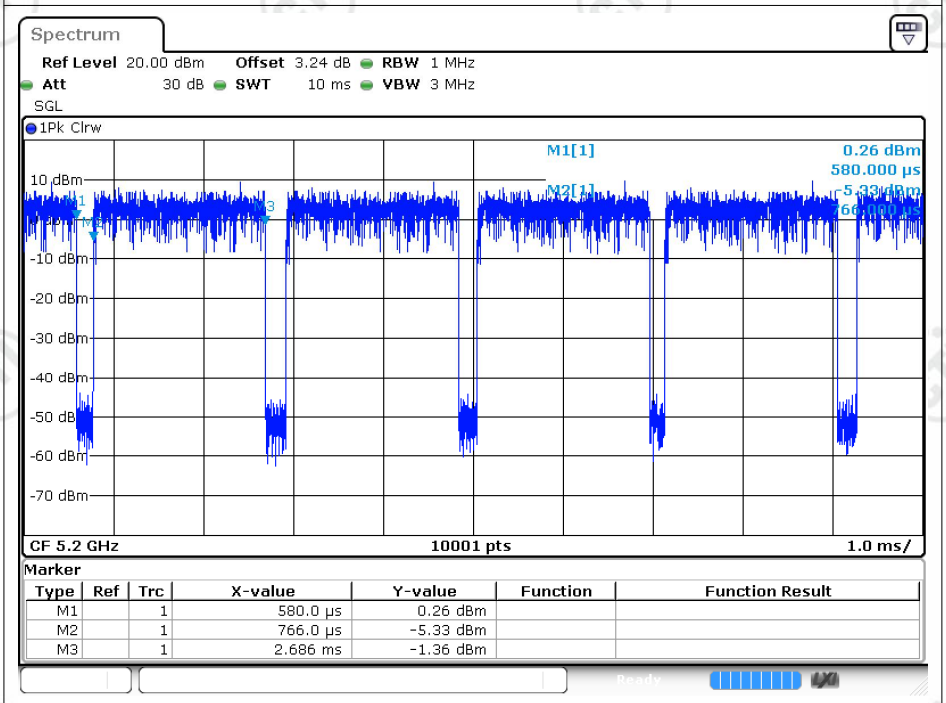

Marker

Type	Ref	Trc	X-value	Y-value	Function	Function Result
M1		1	580.0 µs	0.26 dBm		
M2		1	766.0 µs	-5.33 dBm		
M3		1	2.686 ms	-1.36 dBm		

Date: 11.APR.2025 04:49:00

Duty Cycle NVNT N20MIMO 5240MHz Sum

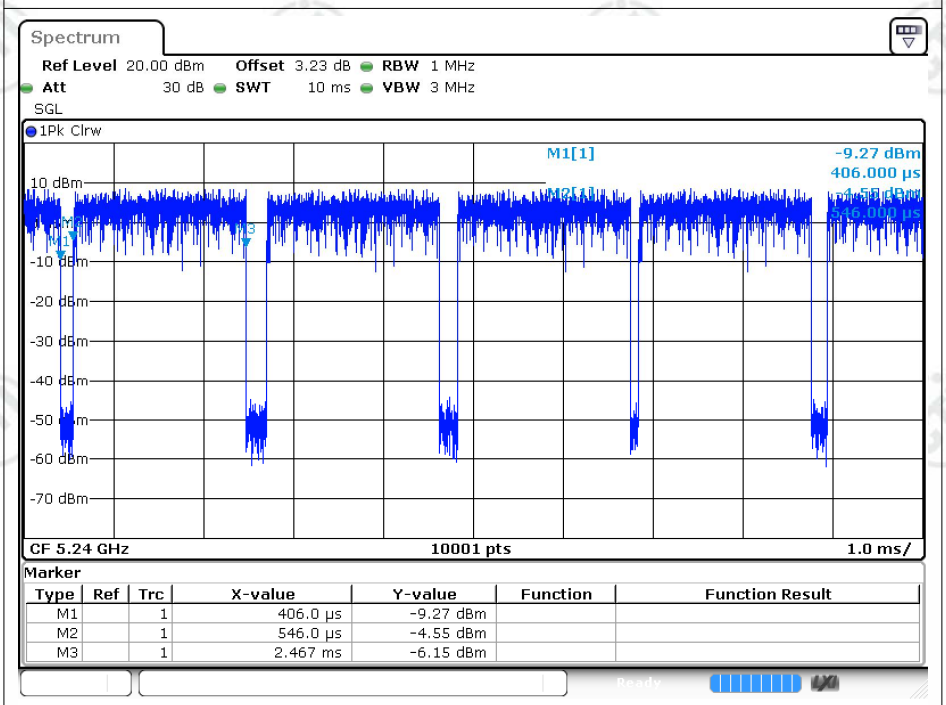

Date: 11.APR.2025 04:50:31

Duty Cycle NVNT N40MIMO 5190MHz Sum

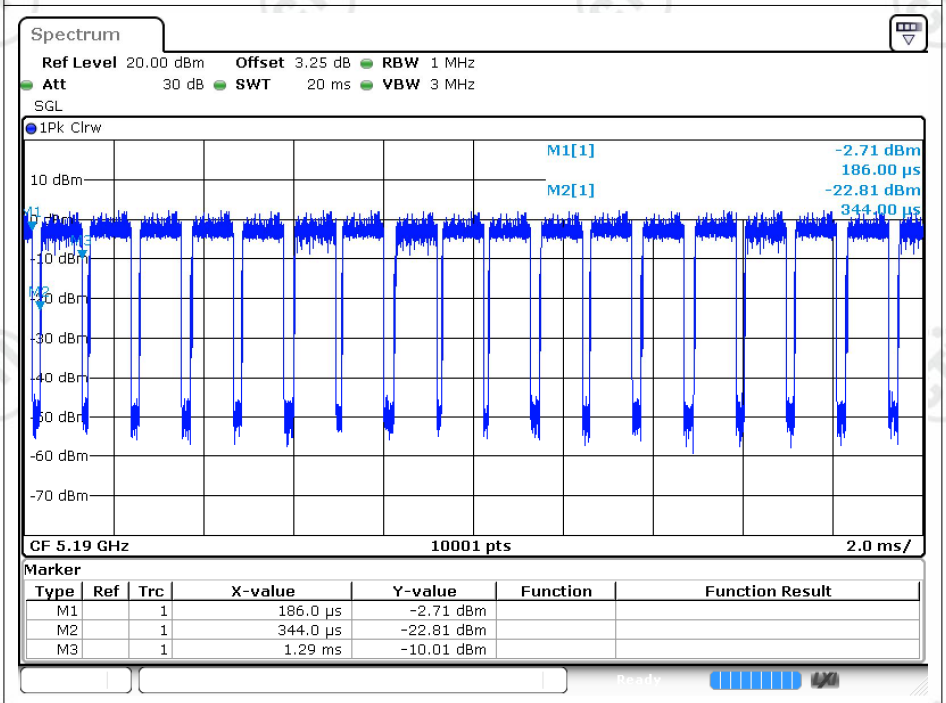

Date: 11.APR.2025 05:01:16

Duty Cycle NVNT N40MIMO 5230MHz Sum

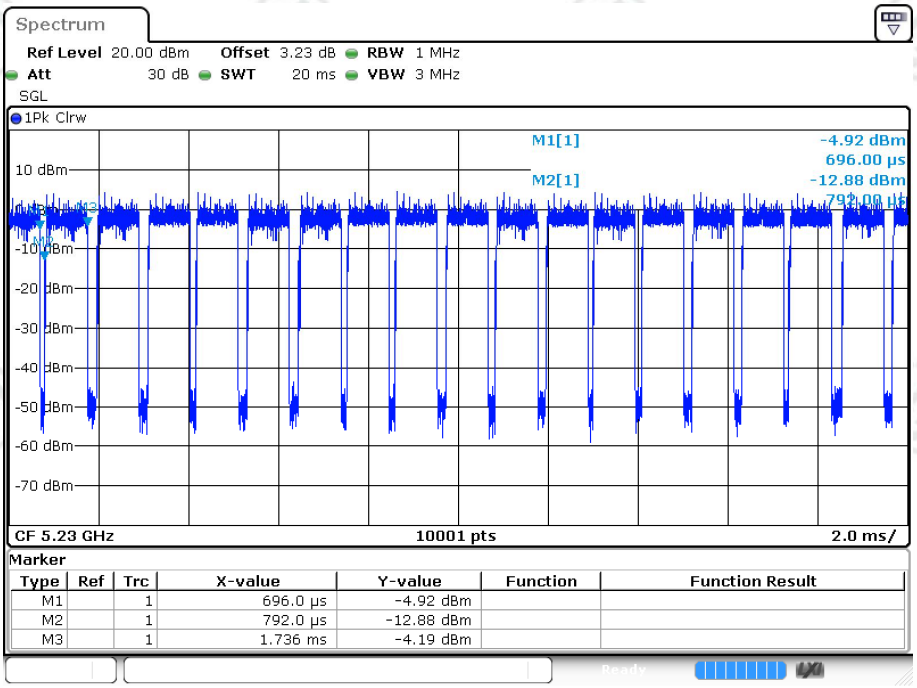

Date: 11.APR.2025 05:03:56

Maximum Conducted Output Power

Condition	Mode	Frequency (MHz)	Antenna	Conducted Power (dBm)	Duty Factor (dB)	Total Power (dBm)	Limit (dBm)	Verdict
NVNT	a	5180	Ant1	16.83	0	16.83	24	Pass
NVNT	a	5200	Ant1	16.92	0	**16.92**	24	Pass
NVNT	a	5240	Ant1	16.24	0	16.24	24	Pass
NVNT	a	5180	Ant2	16.13	0	16.13	24	Pass
NVNT	a	5200	Ant2	16.4	0	16.4	24	Pass
NVNT	a	5240	Ant2	16.06	0	16.06	24	Pass
NVNT	AC20MIMO	5180	Ant1	11.71	0	11.71	24	Pass
NVNT	AC20MIMO	5180	Ant2	12.18	0	12.18	24	Pass
NVNT	AC20MIMO	5180	Sum	14.96	0	14.96	24	Pass
NVNT	AC20MIMO	5200	Ant1	11.59	0	11.59	24	Pass
NVNT	AC20MIMO	5200	Ant2	12.1	0	12.1	24	Pass
NVNT	AC20MIMO	5200	Sum	14.86	0	14.86	24	Pass
NVNT	AC20MIMO	5240	Ant1	11.71	0	11.71	24	Pass
NVNT	AC20MIMO	5240	Ant2	11.51	0	11.51	24	Pass
NVNT	AC20MIMO	5240	Sum	14.62	0	14.62	24	Pass
NVNT	AC40MIMO	5190	Ant1	11.43	0	11.43	24	Pass
NVNT	AC40MIMO	5190	Ant2	12.04	0	12.04	24	Pass
NVNT	AC40MIMO	5190	Sum	14.76	0	14.76	24	Pass
NVNT	AC40MIMO	5230	Ant1	11.62	0	11.62	24	Pass
NVNT	AC40MIMO	5230	Ant2	12.06	0	12.06	24	Pass
NVNT	AC40MIMO	5230	Sum	14.86	0	14.86	24	Pass
NVNT	AC80MIMO	5210	Ant1	12.27	0	12.27	24	Pass
NVNT	AC80MIMO	5210	Ant2	9.69	0	9.69	24	Pass
NVNT	AC80MIMO	5210	Sum	14.18	0	14.18	24	Pass
NVNT	N20MIMO	5180	Ant1	12.4	0	12.4	24	Pass
NVNT	N20MIMO	5180	Ant2	11.95	0	11.95	24	Pass
NVNT	N20MIMO	5180	Sum	15.19	0	15.19	24	Pass
NVNT	N20MIMO	5200	Ant1	12.41	0	12.41	24	Pass
NVNT	N20MIMO	5200	Ant2	13.41	0	13.41	24	Pass
NVNT	N20MIMO	5200	Sum	15.95	0	**15.95**	24	Pass
NVNT	N20MIMO	5240	Ant1	12.86	0	12.86	24	Pass
NVNT	N20MIMO	5240	Ant2	12.82	0	12.82	24	Pass
NVNT	N20MIMO	5240	Sum	15.85	0	15.85	24	Pass
NVNT	N40MIMO	5190	Ant1	12.31	0	12.31	24	Pass
NVNT	N40MIMO	5190	Ant2	11.71	0	11.71	24	Pass
NVNT	N40MIMO	5190	Sum	15.03	0	15.03	24	Pass
NVNT	N40MIMO	5230	Ant1	12.68	0	12.68	24	Pass

NVNT	N40MIMO	5230	Ant2	13.12	0	13.12	24	Pass
NVNT	N40MIMO	5230	Sum	15.92	0	15.92	24	Pass

-26dB Bandwidth

Condition	Mode	Frequency (MHz)	Antenna	-26 dB Bandwidth (MHz)	Limit -26 dB Bandwidth (MHz)	Verdict
NVNT	a	5180	Ant1	18.9	0.5	Pass
NVNT	a	5200	Ant1	19.392	0.5	Pass
NVNT	a	5240	Ant1	18.777	0.5	Pass
NVNT	a	5180	Ant2	18.63	0.5	Pass
NVNT	a	5200	Ant2	21.225	0.5	Pass
NVNT	a	5240	Ant2	22.059	0.5	Pass
NVNT	AC20MIMO	5180	Ant1	19.443	0.5	Pass
NVNT	AC20MIMO	5180	Ant2	19.407	0.5	Pass
NVNT	AC20MIMO	5200	Ant1	19.527	0.5	Pass
NVNT	AC20MIMO	5200	Ant2	19.446	0.5	Pass
NVNT	AC20MIMO	5240	Ant1	19.551	0.5	Pass
NVNT	AC20MIMO	5240	Ant2	19.371	0.5	Pass
NVNT	AC40MIMO	5190	Ant1	38.538	0.5	Pass
NVNT	AC40MIMO	5190	Ant2	38.418	0.5	Pass
NVNT	AC40MIMO	5230	Ant1	38.802	0.5	Pass
NVNT	AC40MIMO	5230	Ant2	39.198	0.5	Pass
NVNT	AC80MIMO	5210	Ant1	79.272	0.5	Pass
NVNT	AC80MIMO	5210	Ant2	79.452	0.5	Pass
NVNT	N20MIMO	5180	Ant1	19.5	0.5	Pass
NVNT	N20MIMO	5180	Ant2	19.587	0.5	Pass
NVNT	N20MIMO	5200	Ant1	19.482	0.5	Pass
NVNT	N20MIMO	5200	Ant2	19.428	0.5	Pass
NVNT	N20MIMO	5240	Ant1	19.551	0.5	Pass
NVNT	N20MIMO	5240	Ant2	19.482	0.5	Pass
NVNT	N40MIMO	5190	Ant1	38.886	0.5	Pass
NVNT	N40MIMO	5190	Ant2	38.628	0.5	Pass
NVNT	N40MIMO	5230	Ant1	38.64	0.5	Pass
NVNT	N40MIMO	5230	Ant2	38.994	0.5	Pass

Test Graphs

-26dB Bandwidth NVNT a 5180MHz Ant1

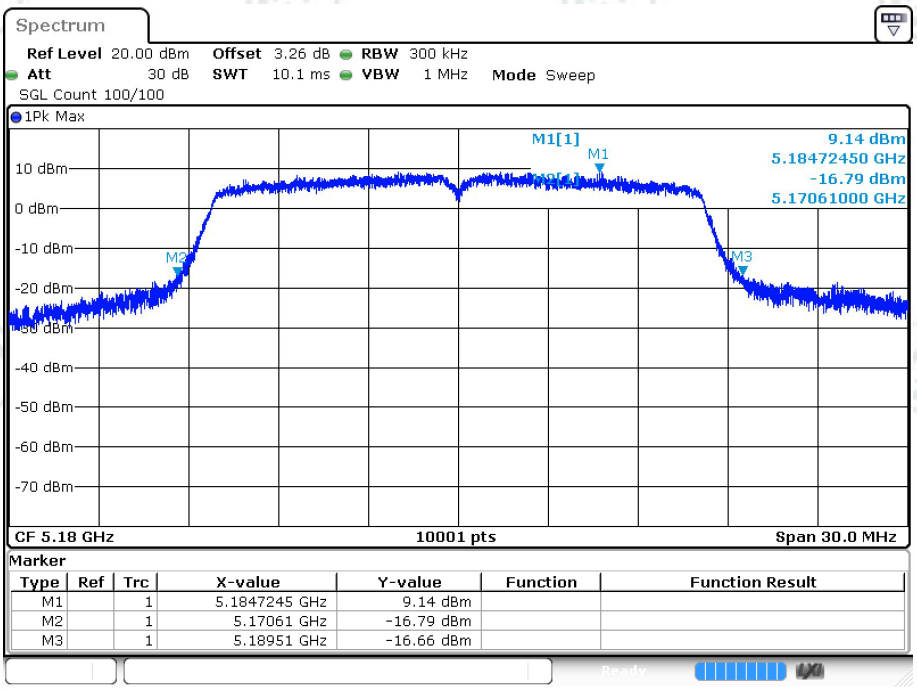

Date: 15.APR.2025 04:51:02

-26dB Bandwidth NVNT a 5200MHz Ant1

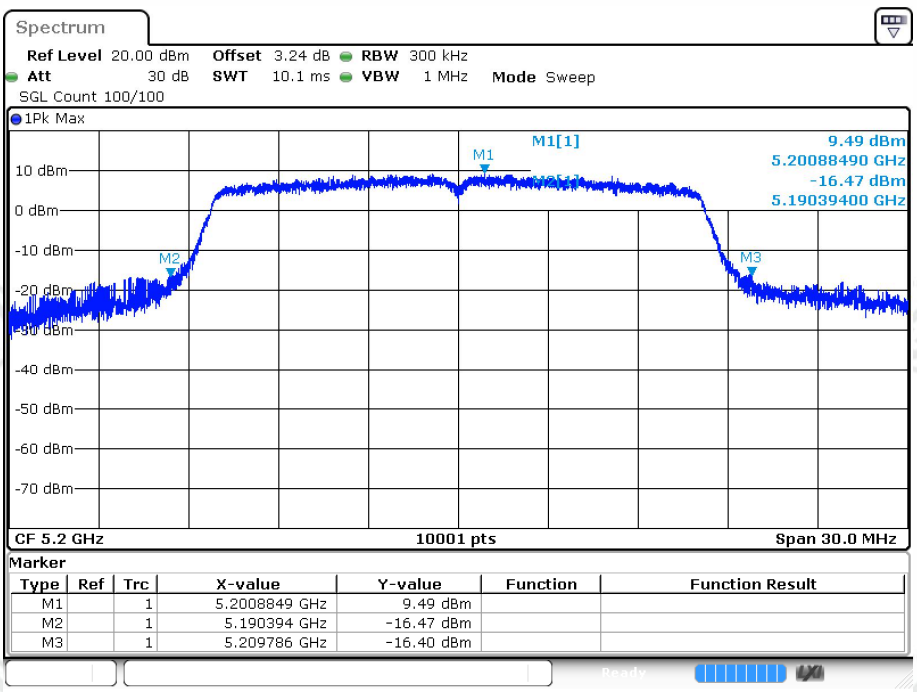

Date: 15.APR.2025 04:53:40

-26dB Bandwidth NVNT a 5240MHz Ant1

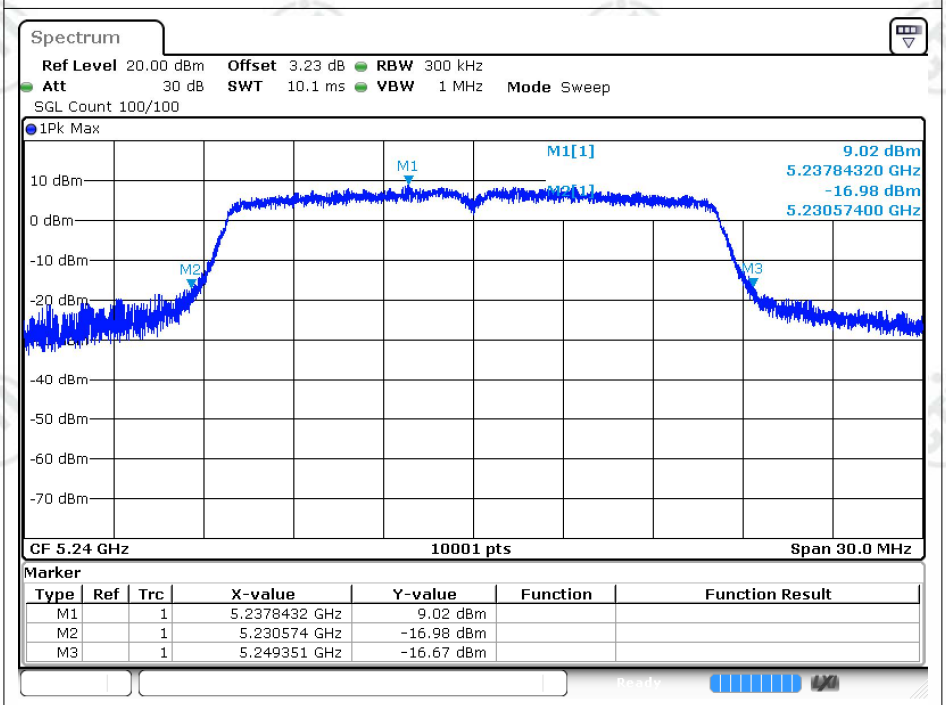

Marker

Type	Ref	Trc	X-value	Y-value	Function	Function Result
M1		1	5.2378432 GHz	9.02 dBm		
M2		1	5.230574 GHz	-16.98 dBm		
M3		1	5.249351 GHz	-16.67 dBm		

Date: 15.APR.2025 04:55:59

-26dB Bandwidth NVNT a 5180MHz Ant2

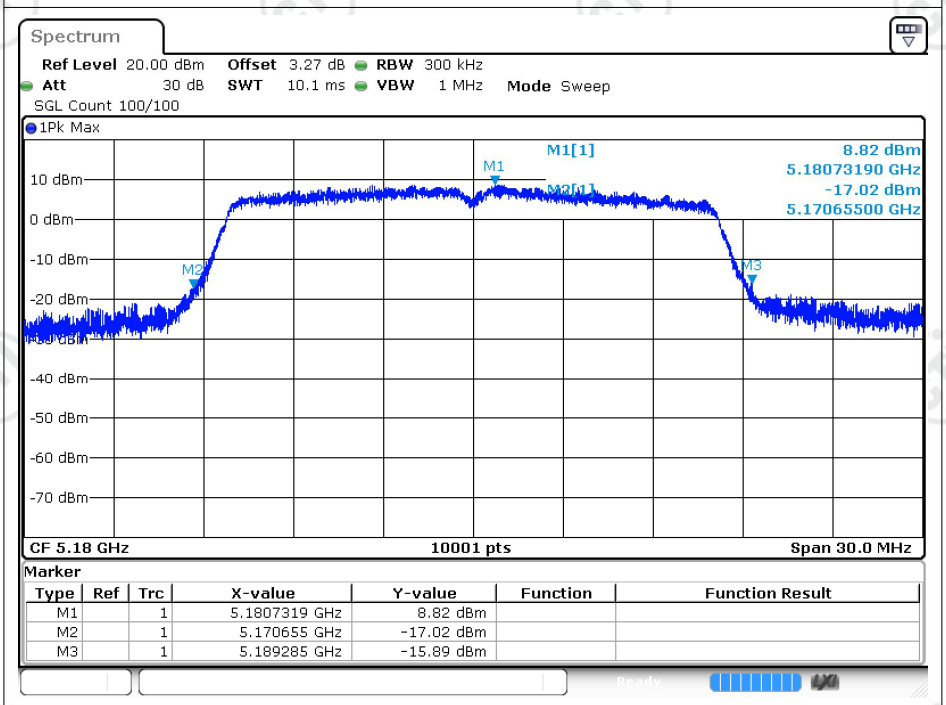

Marker

Type	Ref	Trc	X-value	Y-value	Function	Function Result
M1		1	5.1807319 GHz	8.82 dBm		
M2		1	5.170655 GHz	-17.02 dBm		
M3		1	5.189285 GHz	-15.89 dBm		

Date: 15.APR.2025 04:57:53

-26dB Bandwidth NVNT a 5200MHz Ant2

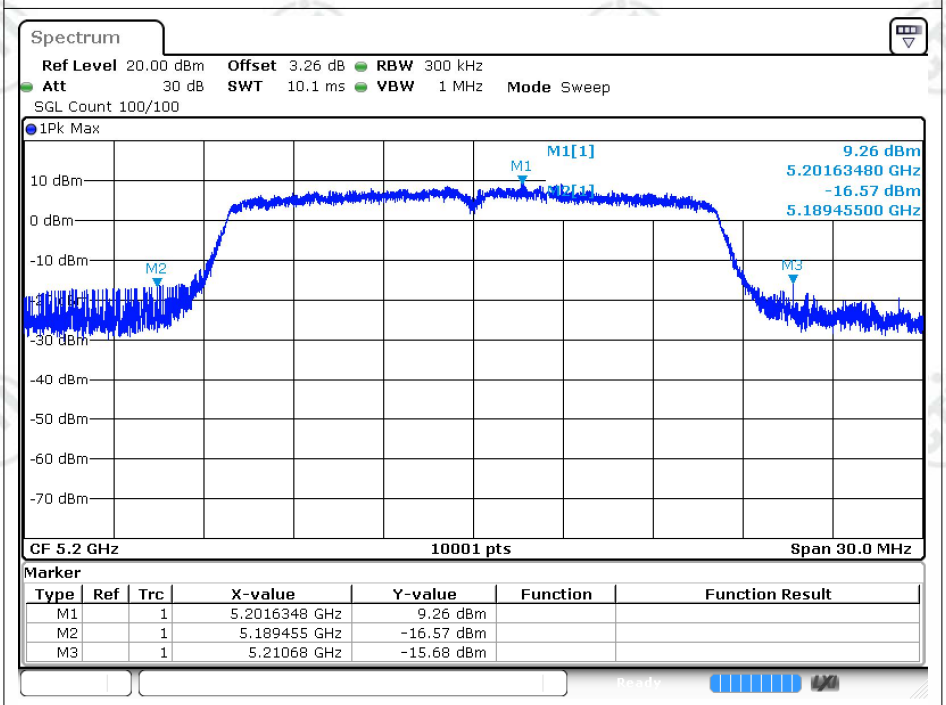

Marker

Type	Ref	Trc	X-value	Y-value	Function	Function Result
M1		1	5.2016348 GHz	9.26 dBm		
M2		1	5.189455 GHz	-16.57 dBm		
M3		1	5.21068 GHz	-15.68 dBm		

Date: 15.APR.2025 04:59:25

-26dB Bandwidth NVNT a 5240MHz Ant2

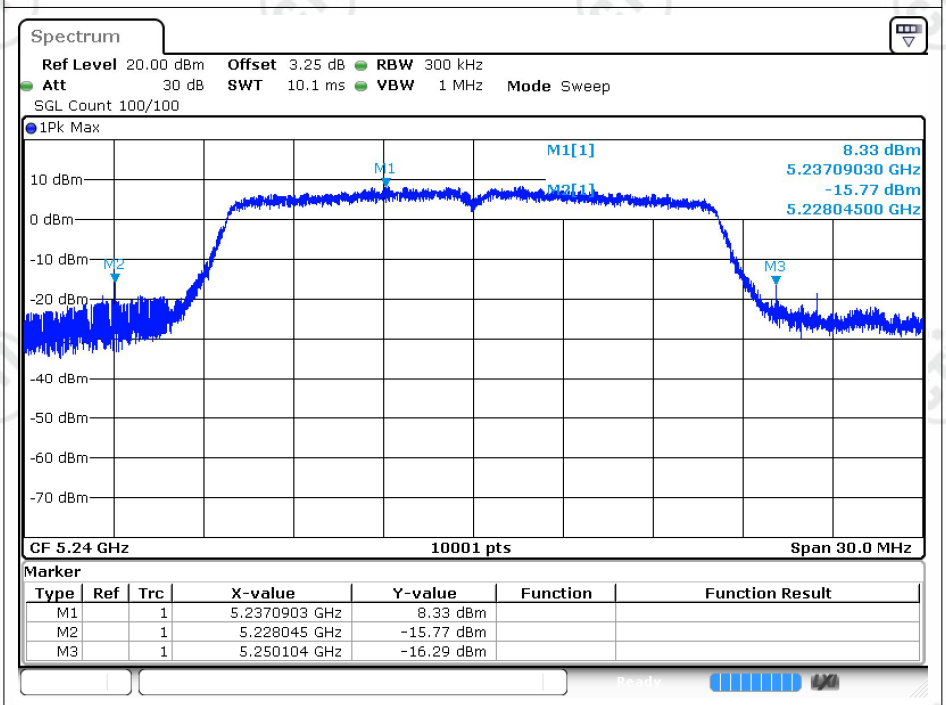

Marker

Type	Ref	Trc	X-value	Y-value	Function	Function Result
M1		1	5.2370903 GHz	8.33 dBm		
M2		1	5.228045 GHz	-15.77 dBm		
M3		1	5.250104 GHz	-16.29 dBm		

Date: 15.APR.2025 05:00:57

-26dB Bandwidth NVNT AC20MIMO 5180MHz Ant1

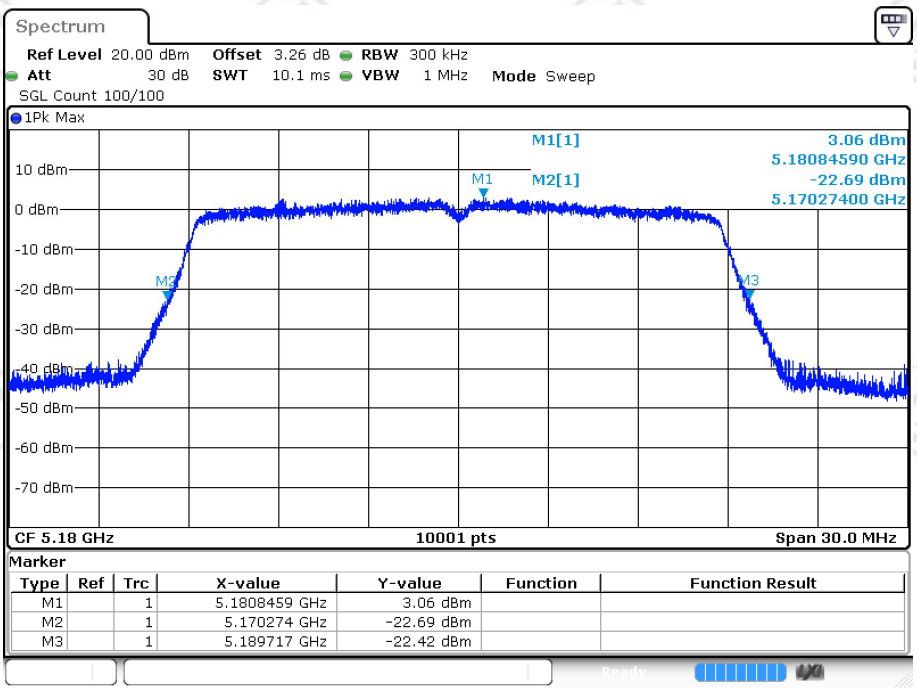

Marker

Type	Ref	Trc	X-value	Y-value	Function	Function Result
M1		1	5.1808459 GHz	3.06 dBm		
M2		1	5.170274 GHz	-22.69 dBm		
M3		1	5.189717 GHz	-22.42 dBm		

Date: 11.APR.2025 05:06:48

-26dB Bandwidth NVNT AC20MIMO 5180MHz Ant2

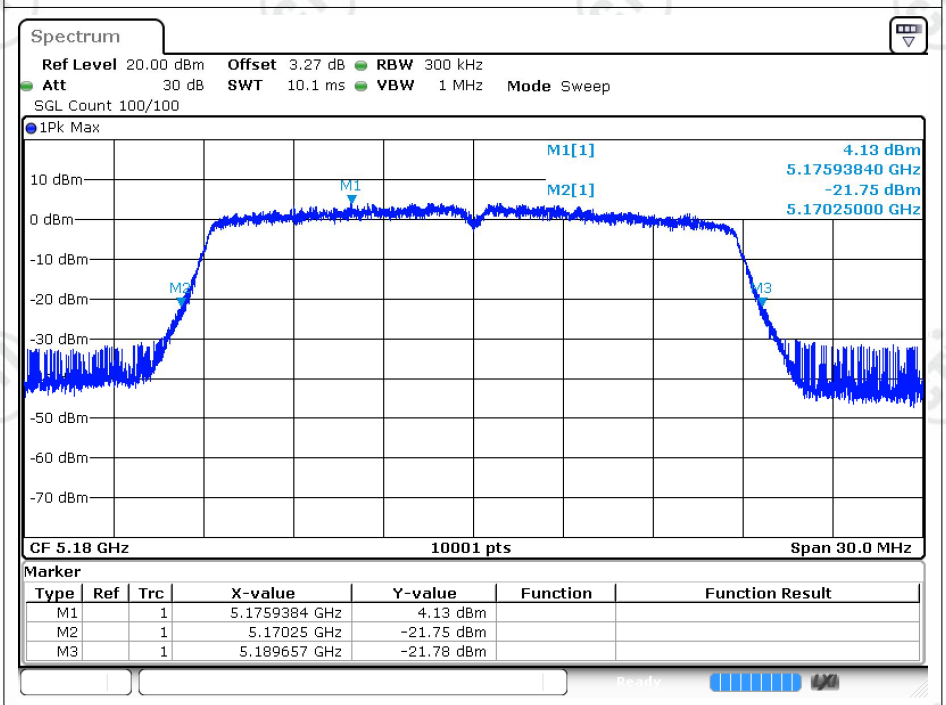

Marker

Type	Ref	Trc	X-value	Y-value	Function	Function Result
M1		1	5.1759384 GHz	4.13 dBm		
M2		1	5.17025 GHz	-21.75 dBm		
M3		1	5.189657 GHz	-21.78 dBm		

Date: 11.APR.2025 05:06:53

-26dB Bandwidth NVNT AC20MIMO 5200MHz Ant1

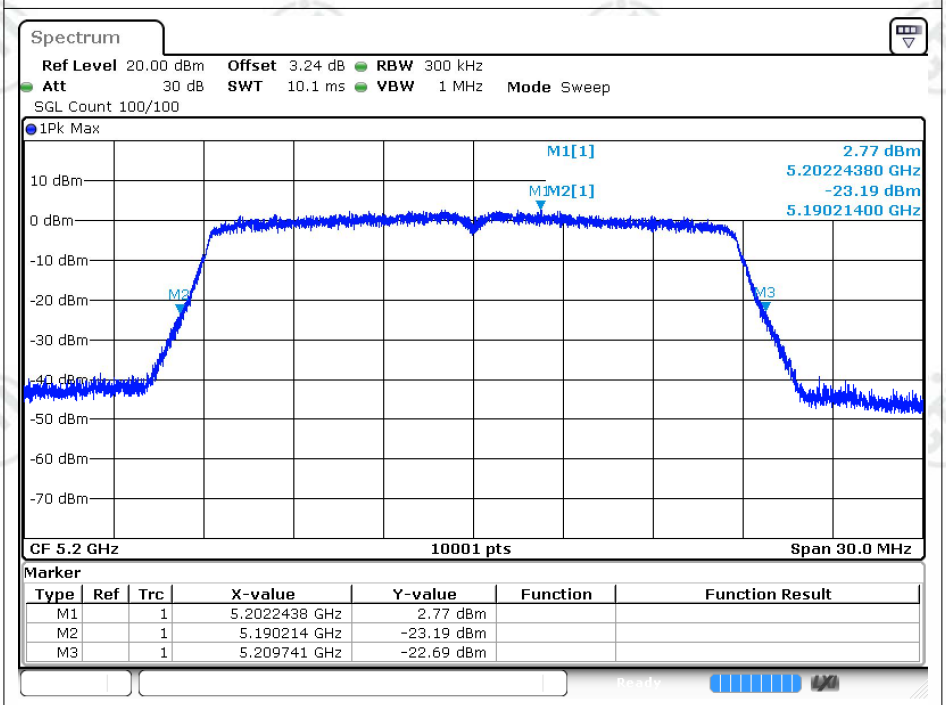

Date: 11.APR.2025 05:09:37

-26dB Bandwidth NVNT AC20MIMO 5200MHz Ant2

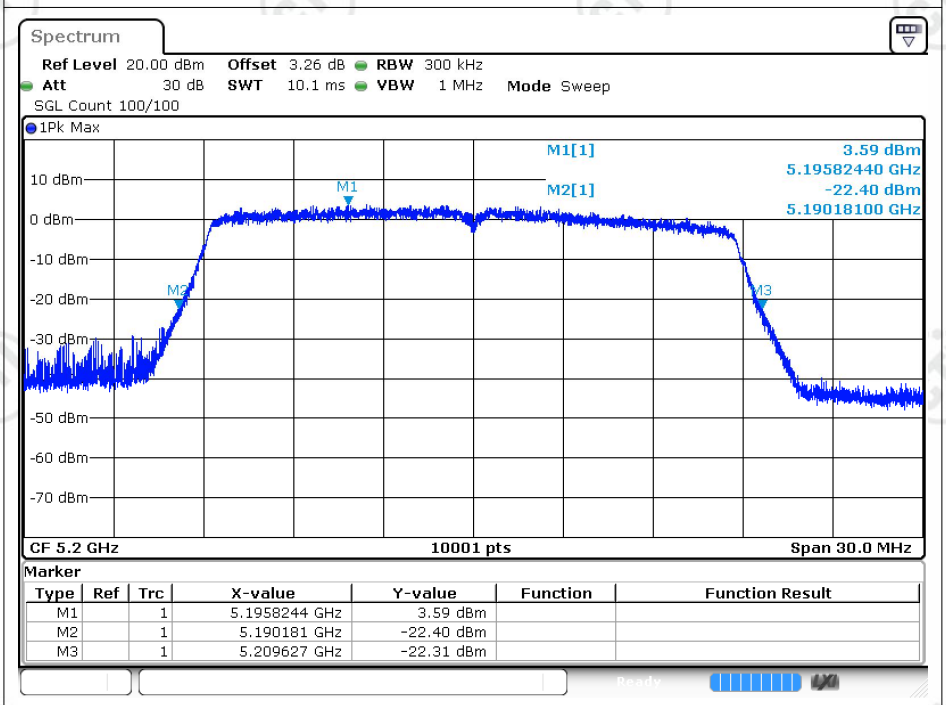

Date: 11.APR.2025 05:09:41

-26dB Bandwidth NVNT AC20MIMO 5240MHz Ant1

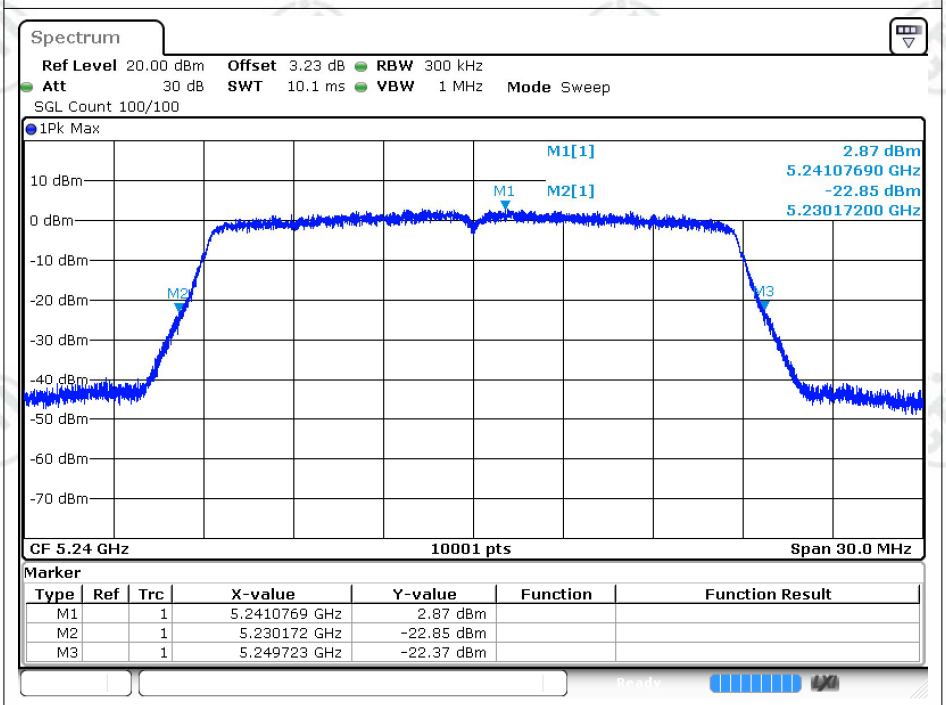

Marker

Type	Ref	Trc	X-value	Y-value	Function	Function Result
M1		1	5.2410769 GHz	2.87 dBm		
M2		1	5.230172 GHz	-22.85 dBm		
M3		1	5.249723 GHz	-22.37 dBm		

Date: 11.APR.2025 05:12:27

-26dB Bandwidth NVNT AC20MIMO 5240MHz Ant2

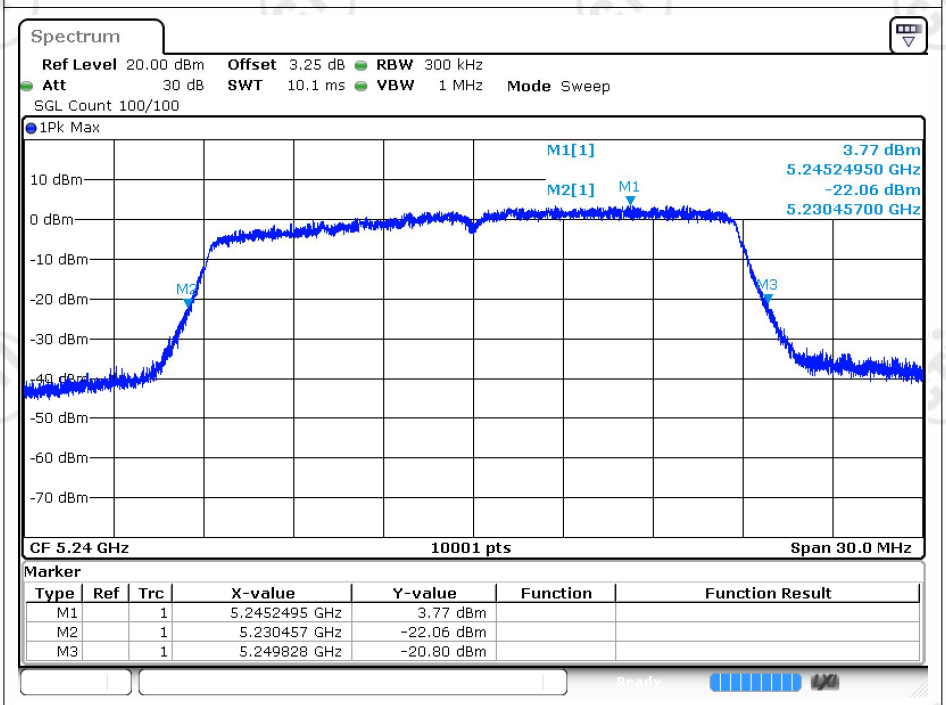

Marker

Type	Ref	Trc	X-value	Y-value	Function	Function Result
M1		1	5.2452495 GHz	3.77 dBm		
M2		1	5.230457 GHz	-22.06 dBm		
M3		1	5.249828 GHz	-20.80 dBm		

Date: 11.APR.2025 05:12:31

-26dB Bandwidth NVNT AC40MIMO 5190MHz Ant1

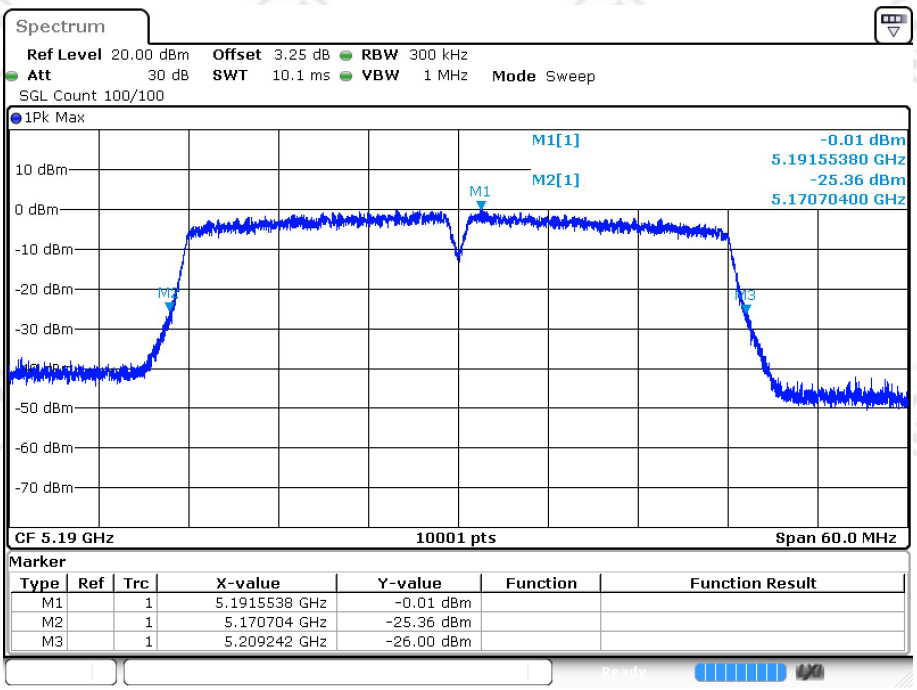

Marker

Type	Ref	Trc	X-value	Y-value	Function	Function Result
M1		1	5.1915538 GHz	-0.01 dBm		
M2		1	5.170704 GHz	-25.36 dBm		
M3		1	5.209242 GHz	-26.00 dBm		

Date: 11.APR.2025 05:15:29

-26dB Bandwidth NVNT AC40MIMO 5190MHz Ant2

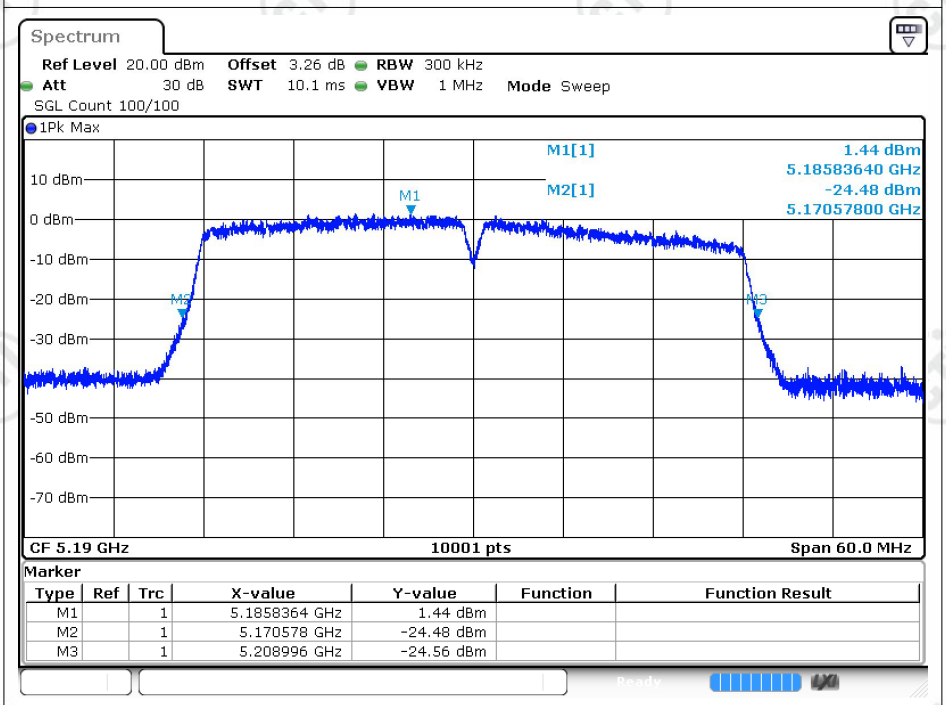

Marker

Type	Ref	Trc	X-value	Y-value	Function	Function Result
M1		1	5.1858364 GHz	1.44 dBm		
M2		1	5.170578 GHz	-24.48 dBm		
M3		1	5.208996 GHz	-24.56 dBm		

Date: 11.APR.2025 05:15:34

-26dB Bandwidth NVNT AC40MIMO 5230MHz Ant1

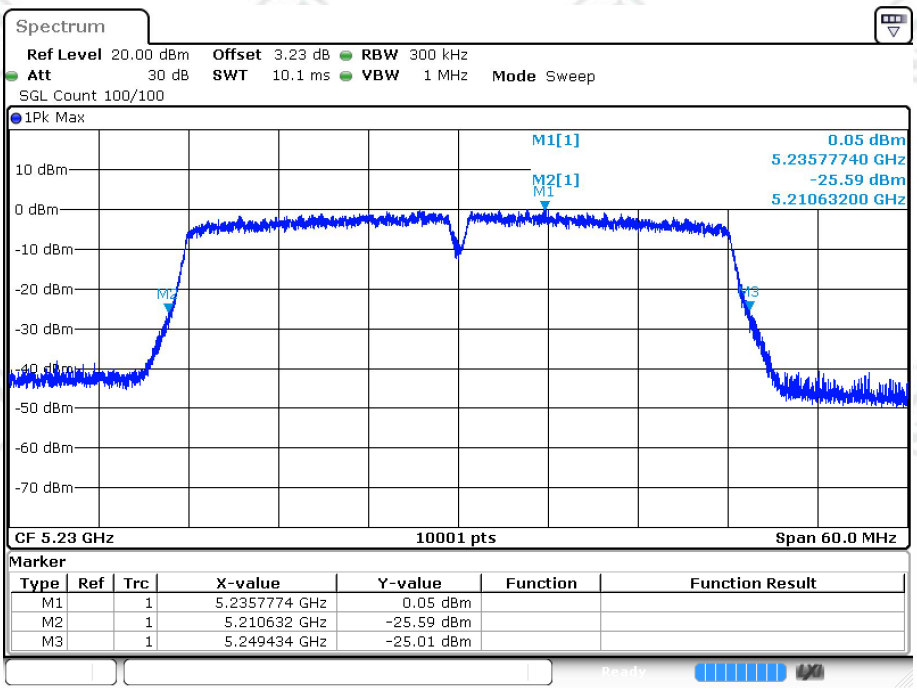

Date: 11.APR.2025 05:17:20

-26dB Bandwidth NVNT AC40MIMO 5230MHz Ant2

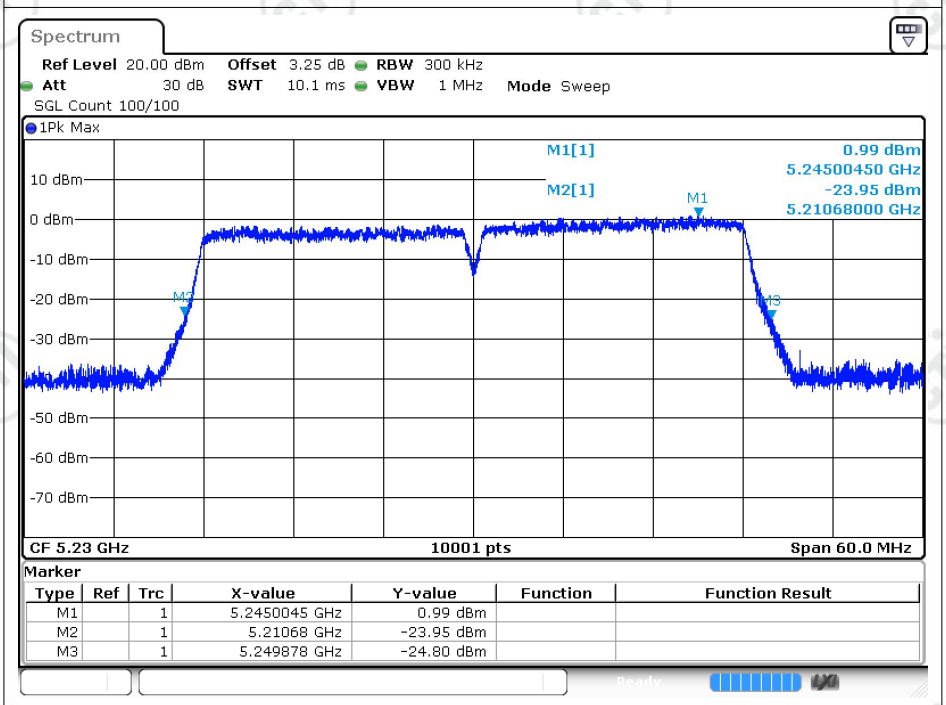

Date: 11.APR.2025 05:17:24

-26dB Bandwidth NVNT AC80MIMO 5210MHz Ant1

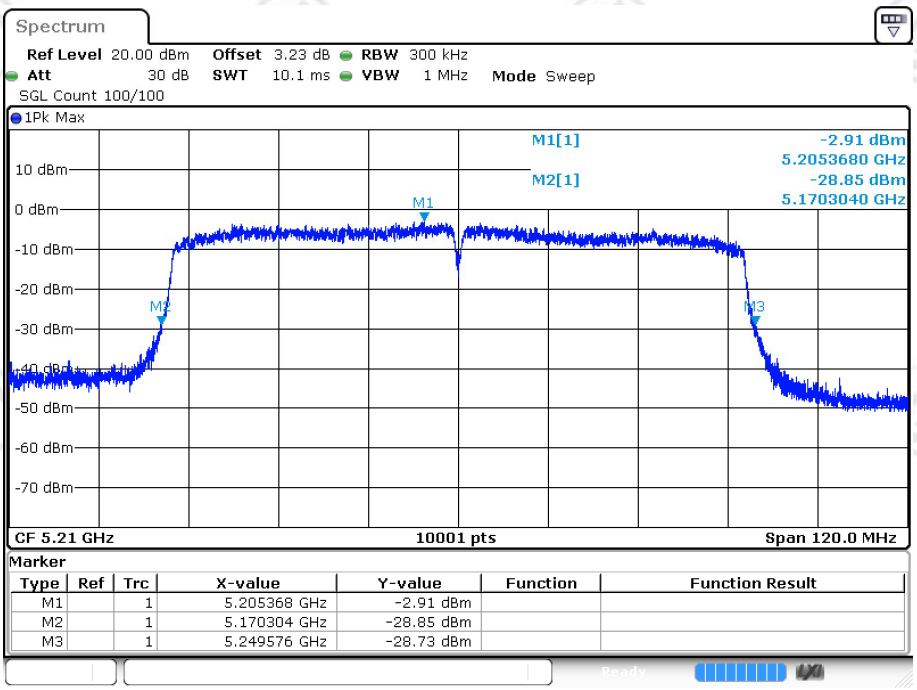

Marker

Type	Ref	Trc	X-value	Y-value	Function	Function Result
M1		1	5.205368 GHz	-2.91 dBm		
M2		1	5.170304 GHz	-28.85 dBm		
M3		1	5.249576 GHz	-28.73 dBm		

Date: 11.APR.2025 05:21:34

-26dB Bandwidth NVNT AC80MIMO 5210MHz Ant2

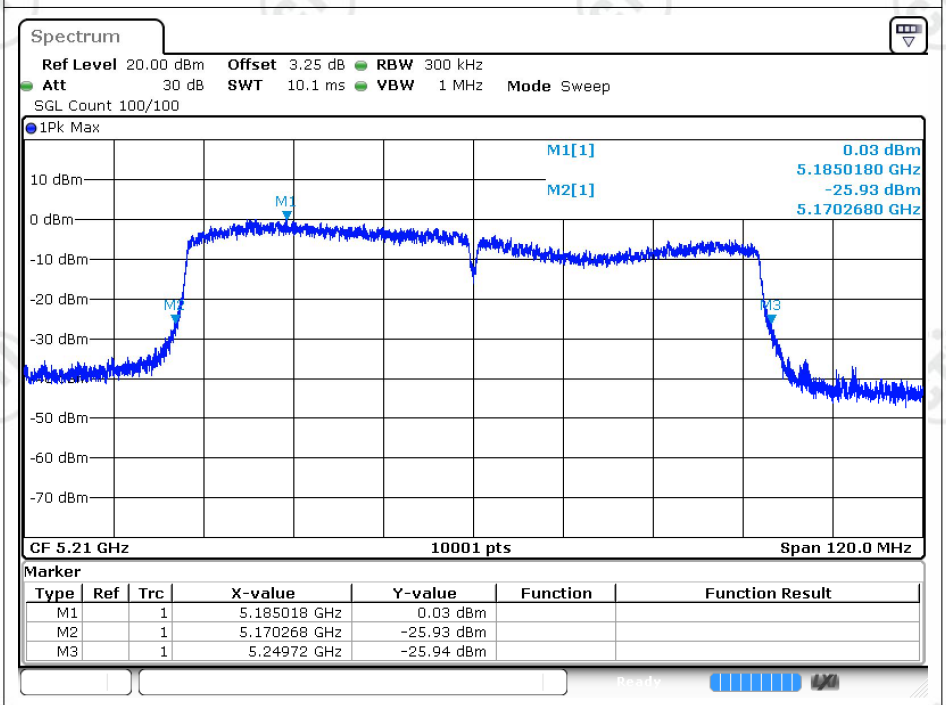

Marker

Type	Ref	Trc	X-value	Y-value	Function	Function Result
M1		1	5.185018 GHz	0.03 dBm		
M2		1	5.170268 GHz	-25.93 dBm		
M3		1	5.24972 GHz	-25.94 dBm		

Date: 11.APR.2025 05:21:38