802.11a CH52

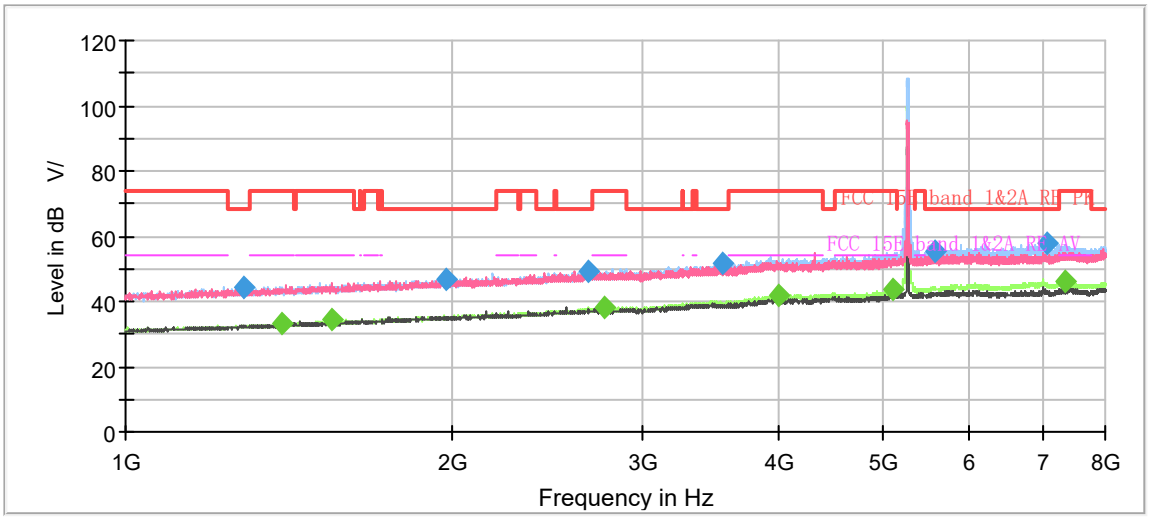

Note: The signal beyond the limit is carrier.

Radiates Emission from 1GHz to 8GHz

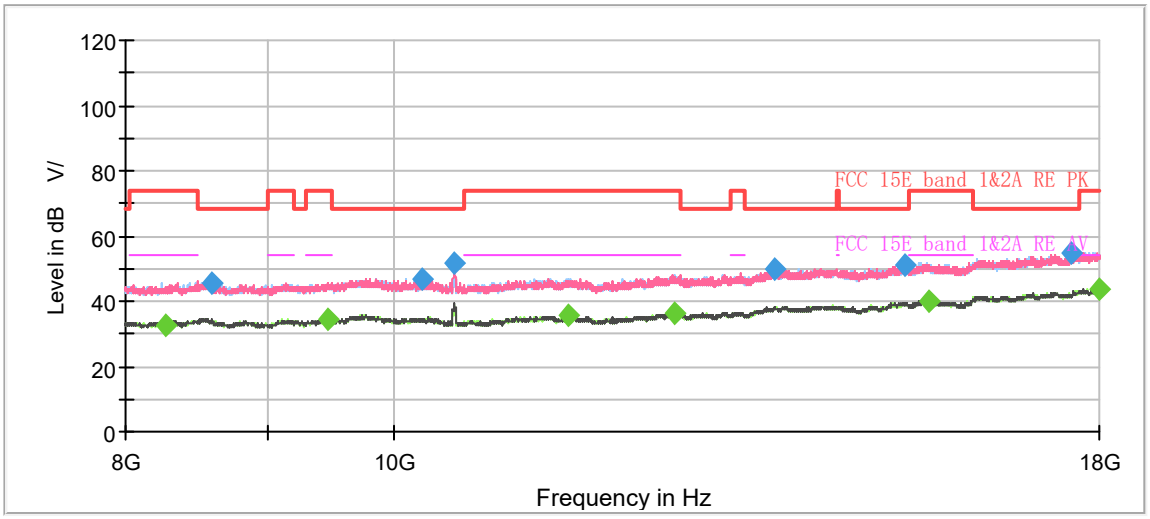

Radiates Emission from 8GHz to 18GHz

This report shall not be reproduced except in full, without the written approval of TA Technology (Shanghai) Co., Ltd.

Frequency (MHz)	MaxPeak (dB μ V/m)	Average (dB μ V/m)	Limit (dB μ V/m)	Margin (dB)	Meas. Time (ms)	Height (cm)	Pol	Azimuth (deg)	Corr. (dB/m)
1286.125000	44.32	---	68.20	23.88	500.0	200.0	V	193.0	-7.2
1393.750000	---	33.04	54.00	20.96	500.0	200.0	V	321.0	-6.5
1549.500000	---	34.60	54.00	19.40	500.0	200.0	V	284.0	-5.7
1975.625000	47.01	---	68.20	21.19	500.0	100.0	H	226.0	-3.6
2674.750000	48.98	---	68.20	19.22	500.0	100.0	H	299.0	-0.2
2758.750000	---	37.85	54.00	16.15	500.0	100.0	H	354.0	-0.1
3544.500000	51.86	---	68.20	16.34	500.0	100.0	H	179.0	2.6
3997.750000	---	41.61	54.00	12.39	500.0	100.0	H	73.0	4.5
5097.625000	---	43.77	54.00	10.23	500.0	100.0	H	144.0	6.9
5571.875000	55.33	---	68.20	12.87	500.0	100.0	H	209.0	7.9
7064.625000	57.66	---	68.20	10.54	500.0	100.0	H	53.0	8.9
7347.250000	---	45.87	54.00	8.13	500.0	100.0	H	340.0	9.3

Remark: 1. Correction Factor = Antenna factor + Insertion loss (cable loss + amplifier gain)
2. Margin = Limit –MAX Peak/ Average

This report shall not be reproduced except in full, without the written approval of TA Technology (Shanghai) Co., Ltd.

802.11a CH60

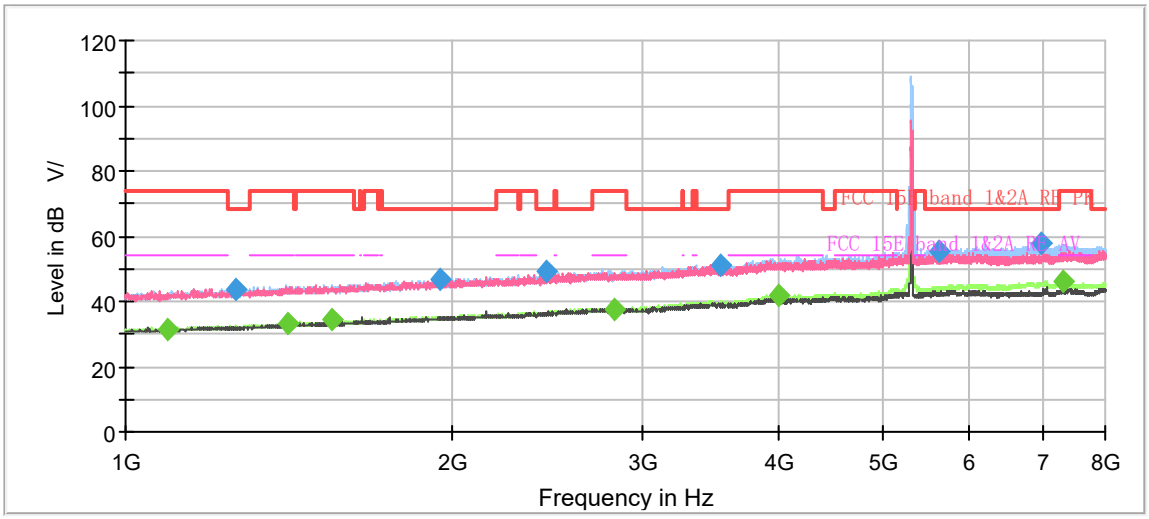

Note: The signal beyond the limit is carrier.

Radiates Emission from 1GHz to 8GHz

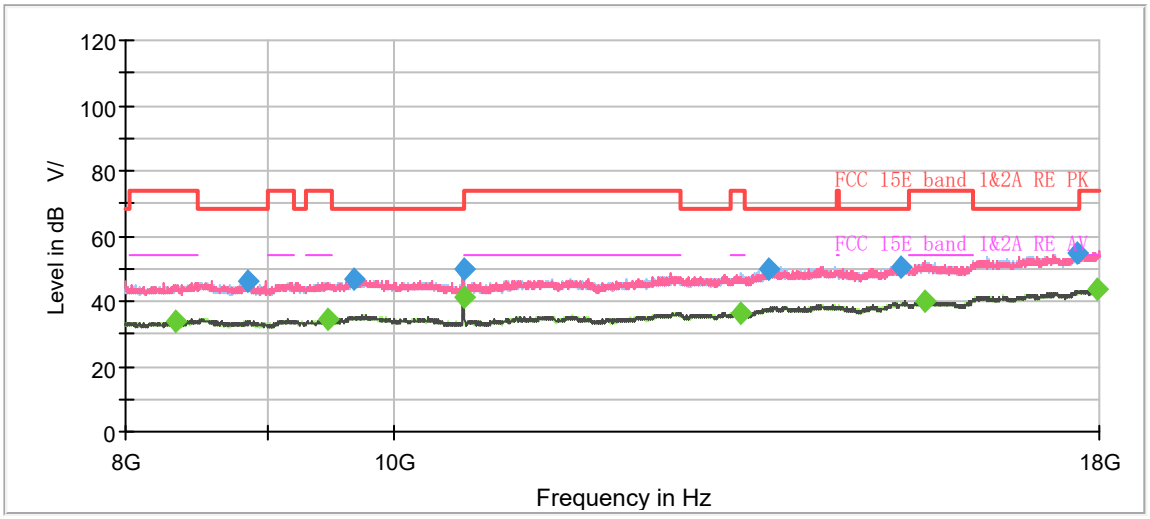

Radiates Emission from 8GHz to 18GHz

This report shall not be reproduced except in full, without the written approval of TA Technology (Shanghai) Co., Ltd.

Frequency (MHz)	MaxPeak (dB μ V/m)	Average (dB μ V/m)	Limit (dB μ V/m)	Margin (dB)	Meas. Time (ms)	Height (cm)	Pol	Azimuth (deg)	Corr. (dB/m)
1093.625000	---	31.30	54.00	22.70	500.0	100.0	H	137.0	-8.5
1266.000000	43.90	---	68.20	24.30	500.0	200.0	H	0.0	-7.4
1413.875000	---	33.30	54.00	20.70	500.0	100.0	H	31.0	-6.4
1550.375000	---	34.66	54.00	19.34	500.0	100.0	H	181.0	-5.7
1953.750000	46.93	---	68.20	21.27	500.0	200.0	H	128.0	-3.7
2444.625000	49.09	---	68.20	19.11	500.0	100.0	H	167.0	-1.4
2821.750000	---	37.77	54.00	16.23	500.0	100.0	H	340.0	0.1
3542.750000	51.14	---	68.20	17.06	500.0	100.0	H	351.0	2.6
3994.250000	---	41.65	54.00	12.35	500.0	100.0	H	299.0	4.5
5626.125000	55.32	---	68.20	12.88	500.0	100.0	H	235.0	8.0
6967.500000	57.75	---	68.20	10.45	500.0	100.0	H	304.0	8.8
7322.750000	---	46.12	54.00	7.88	500.0	100.0	H	280.0	9.3

Remark: 1. Correction Factor = Antenna factor + Insertion loss (cable loss + amplifier gain)
2. Margin = Limit –MAX Peak/ Average

This report shall not be reproduced except in full, without the written approval of TA Technology (Shanghai) Co., Ltd.

802.11a CH64

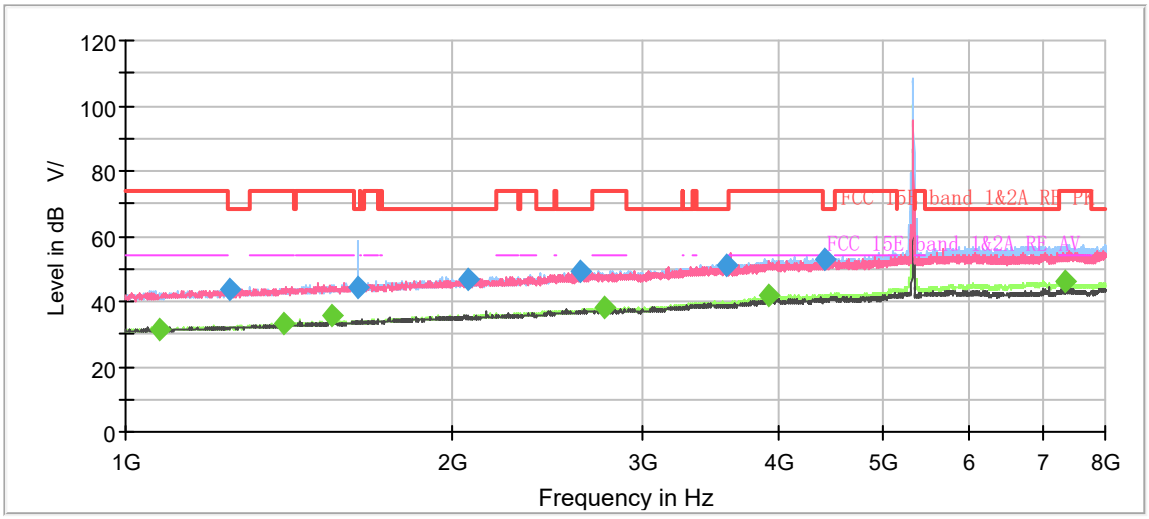

Note: The signal beyond the limit is carrier.

Radiates Emission from 1GHz to 8GHz

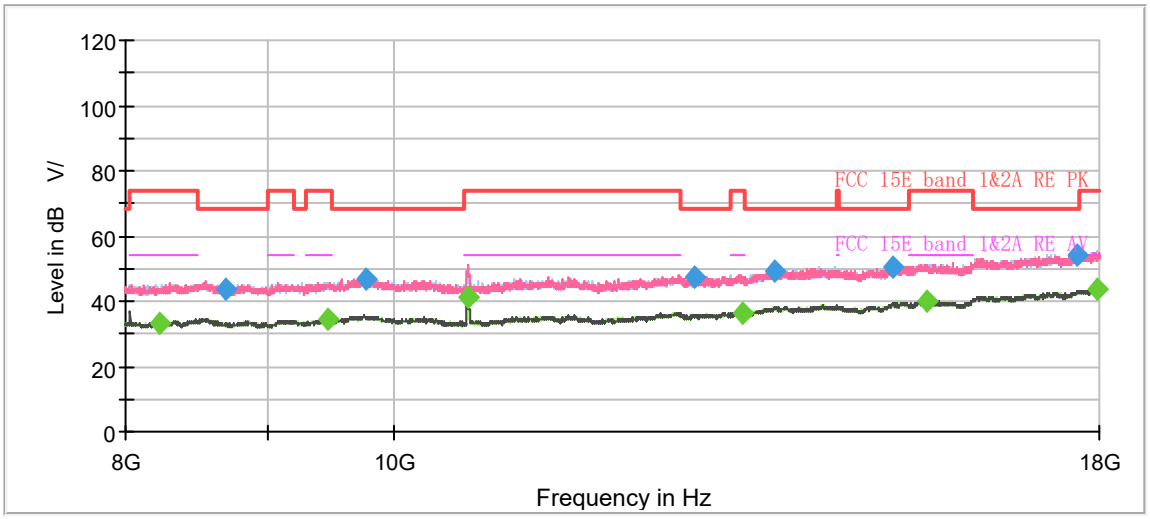

Radiates Emission from 8GHz to 18GHz

This report shall not be reproduced except in full, without the written approval of TA Technology (Shanghai) Co., Ltd.

Frequency (MHz)	MaxPeak (dB μ V/m)	Average (dB μ V/m)	Limit (dB μ V/m)	Margin (dB)	Meas. Time (ms)	Height (cm)	Pol	Azimuth (deg)	Corr. (dB/m)
1077.000000	---	31.47	54.00	22.53	500.0	100.0	H	227.0	-8.6
1248.500000	43.87	---	68.20	24.33	500.0	100.0	H	26.0	-7.4
1400.750000	---	33.10	54.00	20.90	500.0	100.0	H	141.0	-6.5
1549.500000	---	35.46	54.00	18.54	500.0	200.0	V	282.0	-5.7
1636.125000	44.27	---	68.20	23.93	500.0	200.0	V	312.0	-5.3
2068.375000	46.50	---	68.20	21.70	500.0	100.0	H	106.0	-3.1
2628.375000	48.94	---	68.20	19.26	500.0	200.0	H	145.0	-0.5
2764.875000	---	37.99	54.00	16.01	500.0	100.0	H	297.0	-0.1
3584.750000	51.38	---	68.20	16.82	500.0	100.0	H	72.0	2.7
3908.500000	---	41.66	54.00	12.34	500.0	100.0	H	31.0	4.3
4417.750000	53.11	---	68.20	15.09	500.0	100.0	H	297.0	5.2
7342.000000	---	45.88	54.00	8.12	500.0	100.0	H	82.0	9.3

Remark: 1. Correction Factor = Antenna factor + Insertion loss (cable loss + amplifier gain)
2. Margin = Limit –MAX Peak/ Average

This report shall not be reproduced except in full, without the written approval of TA Technology (Shanghai) Co., Ltd.

802.11a CH100

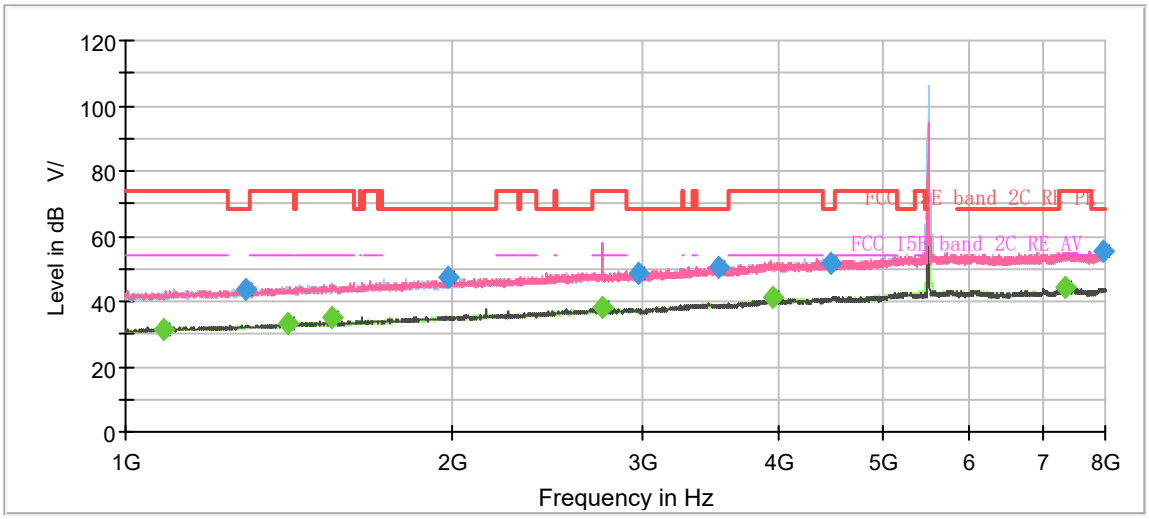

Note: The signal beyond the limit is carrier.

Radiates Emission from 1GHz to 8GHz

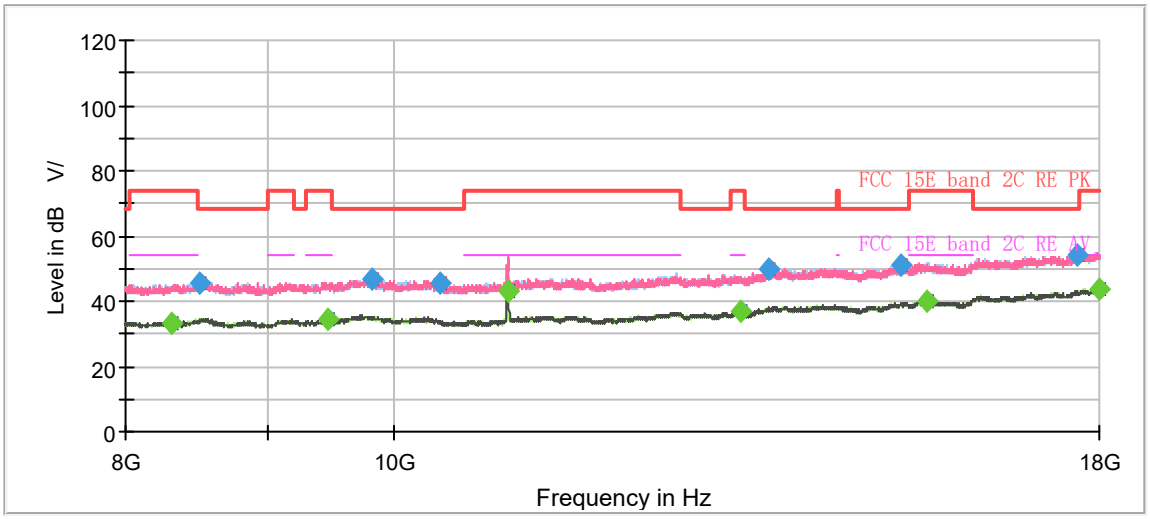

Radiates Emission from 8GHz to 18GHz

This report shall not be reproduced except in full, without the written approval of TA Technology (Shanghai) Co., Ltd.

Frequency (MHz)	MaxPeak (dB μ V/m)	Average (dB μ V/m)	Limit (dB μ V/m)	Margin (dB)	Meas. Time (ms)	Height (cm)	Pol	Azimuth (deg)	Corr. (dB/m)
1085.750000	---	31.35	54.00	22.65	500.0	100.0	V	306.0	-8.5
1292.250000	43.88	---	68.20	24.32	500.0	200.0	H	0.0	-7.2
1411.250000	---	32.95	54.00	21.05	500.0	200.0	V	304.0	-6.4
1549.500000	---	34.95	54.00	19.05	500.0	200.0	V	228.0	-5.7
1987.000000	47.12	---	68.20	21.08	500.0	200.0	H	284.0	-3.5
2749.125000	---	38.17	54.00	15.83	500.0	200.0	V	111.0	-0.1
2975.750000	48.48	---	68.20	19.72	500.0	200.0	V	2.0	0.4
3527.875000	50.76	---	68.20	17.44	500.0	200.0	V	82.0	2.6
3945.250000	---	40.97	54.00	13.03	500.0	100.0	H	99.0	4.4
4458.875000	51.91	---	68.20	16.29	500.0	200.0	V	30.0	5.4
7334.125000	---	44.21	54.00	9.79	500.0	200.0	V	16.0	9.3
7966.750000	55.31	---	68.20	12.89	500.0	100.0	V	332.0	9.1

Remark: 1. Correction Factor = Antenna factor + Insertion loss (cable loss + amplifier gain)
2. Margin = Limit –MAX Peak/ Average

This report shall not be reproduced except in full, without the written approval of TA Technology (Shanghai) Co., Ltd.

802.11a CH104

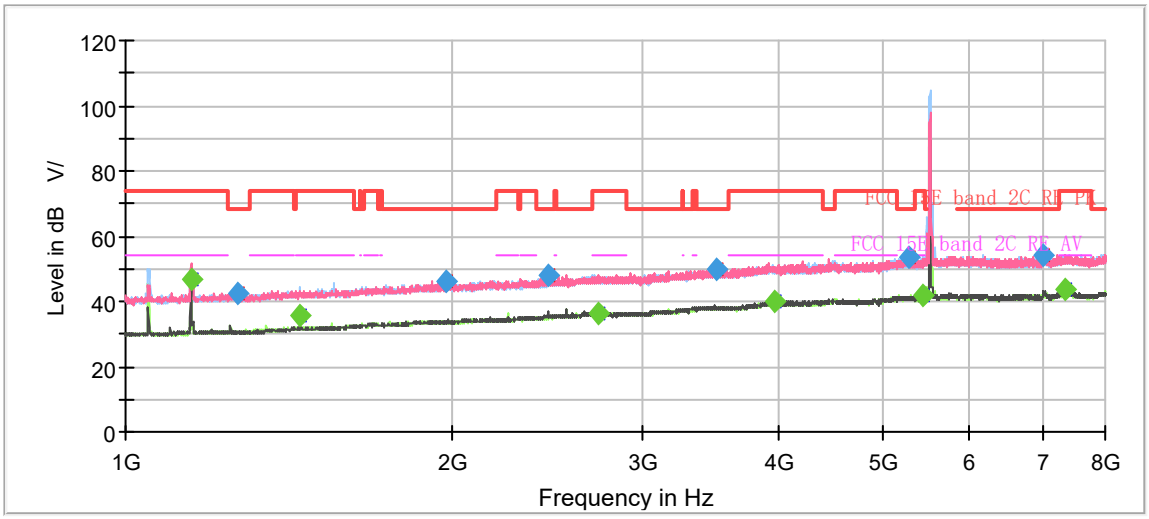

Note: The signal beyond the limit is carrier.

Radiates Emission from 1GHz to 8GHz

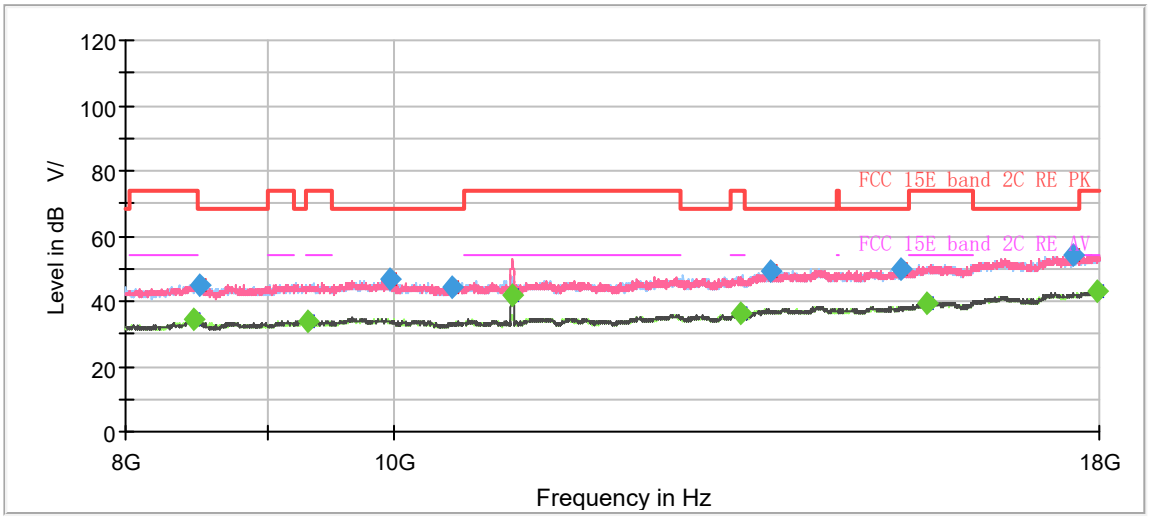

Radiates Emission from 8GHz to 18GHz

This report shall not be reproduced except in full, without the written approval of TA Technology (Shanghai) Co., Ltd.

Frequency (MHz)	MaxPeak (dB μ V/m)	Average (dB μ V/m)	Limit (dB μ V/m)	Margin (dB)	Meas. Time (ms)	Height (cm)	Pol	Azimuth (deg)	Corr. (dB/m)
1149.625000	---	46.99	54.00	7.01	500.0	200.0	V	239.0	-8.1
1271.250000	42.20	---	68.20	26.00	500.0	100.0	H	42.0	-7.3
1449.750000	---	35.59	54.00	18.41	500.0	200.0	H	246.0	-6.2
1976.500000	45.96	---	68.20	22.24	500.0	100.0	V	340.0	-3.5
2450.750000	48.26	---	68.20	19.94	500.0	200.0	V	86.0	-1.4
2733.375000	---	36.60	54.00	17.40	500.0	100.0	V	316.0	-0.1
3509.500000	50.03	---	68.20	18.17	500.0	100.0	H	14.0	2.6
3974.125000	---	39.82	54.00	14.18	500.0	200.0	V	58.0	4.5
5270.000000	53.36	---	68.20	14.84	500.0	200.0	V	43.0	7.5
5424.000000	---	41.99	54.00	12.01	500.0	100.0	H	283.0	7.5
7010.375000	54.25	---	68.20	13.95	500.0	200.0	H	298.0	8.9
7360.375000	---	43.90	54.00	10.10	500.0	200.0	V	300.0	9.3

Remark: 1. Correction Factor = Antenna factor + Insertion loss (cable loss + amplifier gain)
2. Margin = Limit –MAX Peak/ Average

This report shall not be reproduced except in full, without the written approval of TA Technology (Shanghai) Co., Ltd.

802.11a CH120

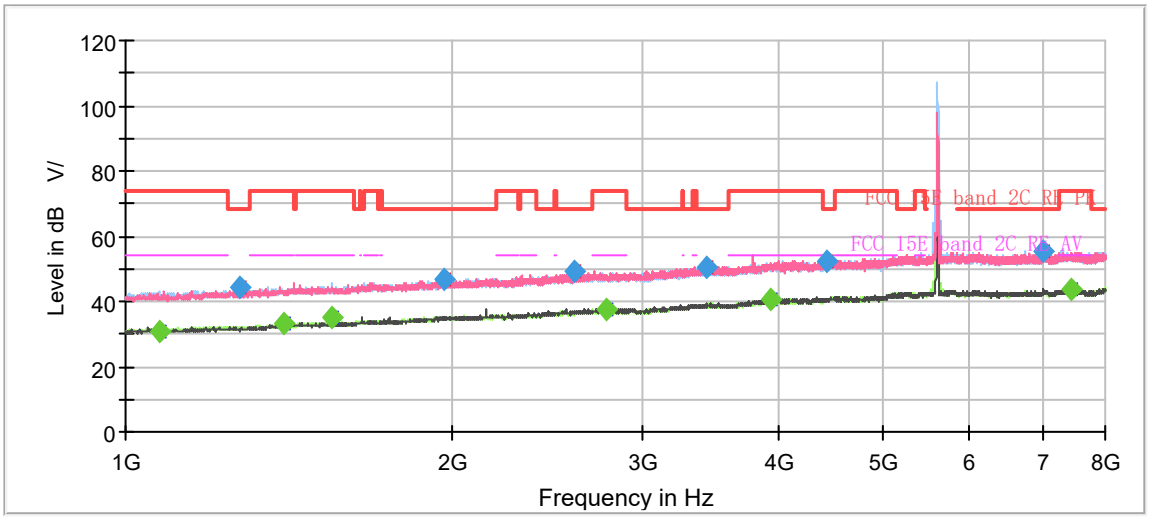

Note: The signal beyond the limit is carrier.

Radiates Emission from 1GHz to 8GHz

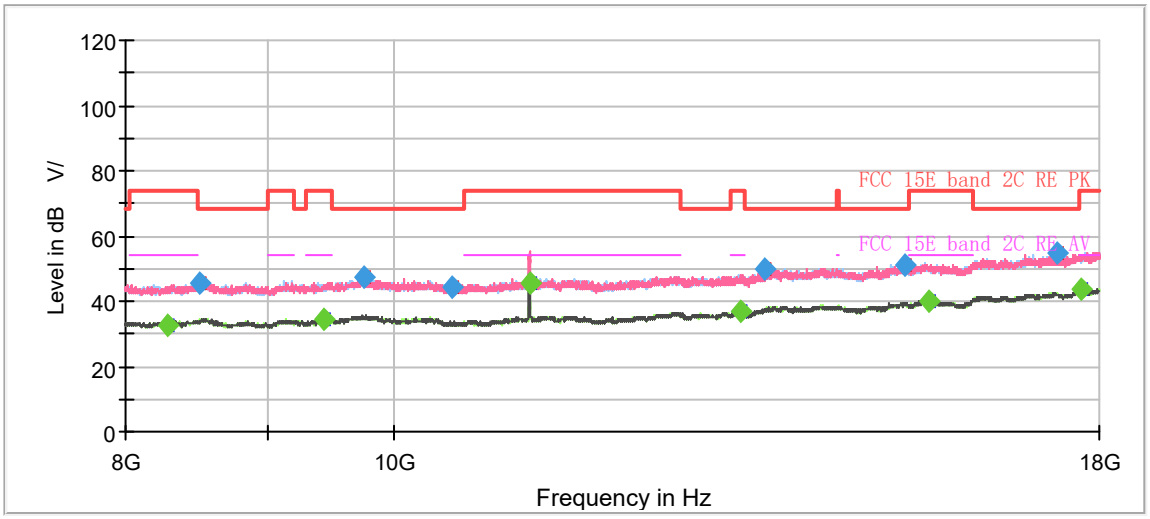

Radiates Emission from 8GHz to 18GHz

This report shall not be reproduced except in full, without the written approval of TA Technology (Shanghai) Co., Ltd.

Frequency (MHz)	MaxPeak (dB μ V/m)	Average (dB μ V/m)	Limit (dB μ V/m)	Margin (dB)	Meas. Time (ms)	Height (cm)	Pol	Azimuth (deg)	Corr. (dB/m)
1074.375000	---	31.04	54.00	22.96	500.0	100.0	H	175.0	-8.6
1275.625000	44.39	---	68.20	23.81	500.0	100.0	H	247.0	-7.3
1399.000000	---	33.11	54.00	20.89	500.0	200.0	H	136.0	-6.5
1549.500000	---	34.96	54.00	19.04	500.0	200.0	H	68.0	-5.7
1966.000000	46.61	---	68.20	21.59	500.0	100.0	V	173.0	-3.6
2589.875000	49.01	---	68.20	19.19	500.0	200.0	V	281.0	-0.8
2771.000000	---	37.55	54.00	16.45	500.0	200.0	H	68.0	0.0
3427.250000	50.66	---	68.20	17.54	500.0	100.0	V	14.0	2.3
3935.625000	---	40.87	54.00	13.13	500.0	200.0	V	241.0	4.4
4422.125000	52.16	---	68.20	16.04	500.0	200.0	H	148.0	5.2
7018.250000	55.23	---	68.20	12.97	500.0	100.0	V	148.0	8.9
7428.625000	---	43.97	54.00	10.03	500.0	100.0	V	10.0	9.2

Remark: 1. Correction Factor = Antenna factor + Insertion loss (cable loss + amplifier gain)
2. Margin = Limit –MAX Peak/ Average

This report shall not be reproduced except in full, without the written approval of TA Technology (Shanghai) Co., Ltd.

802.11a CH136

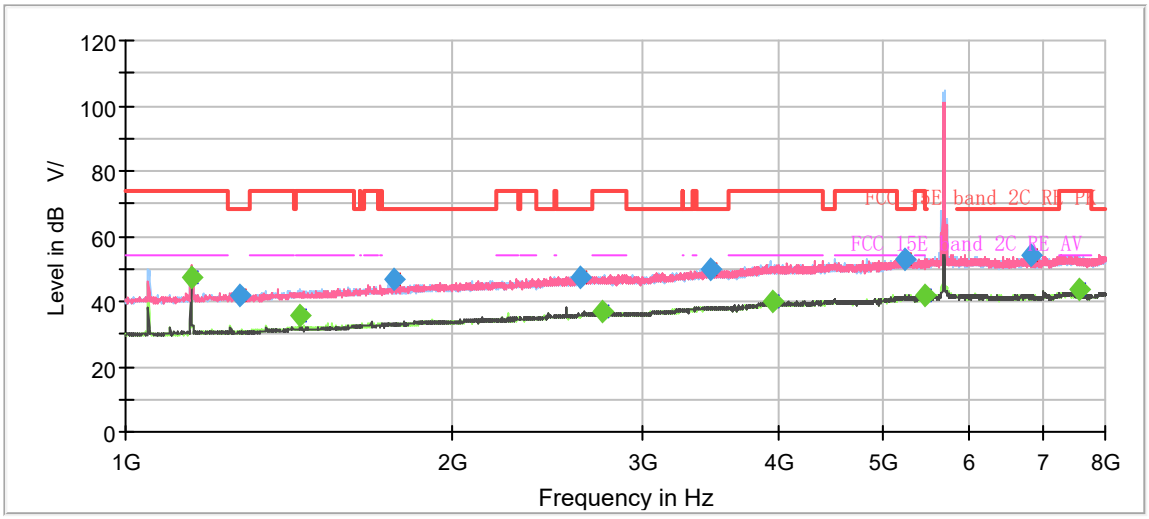

Note: The signal beyond the limit is carrier.

Radiates Emission from 1GHz to 8GHz

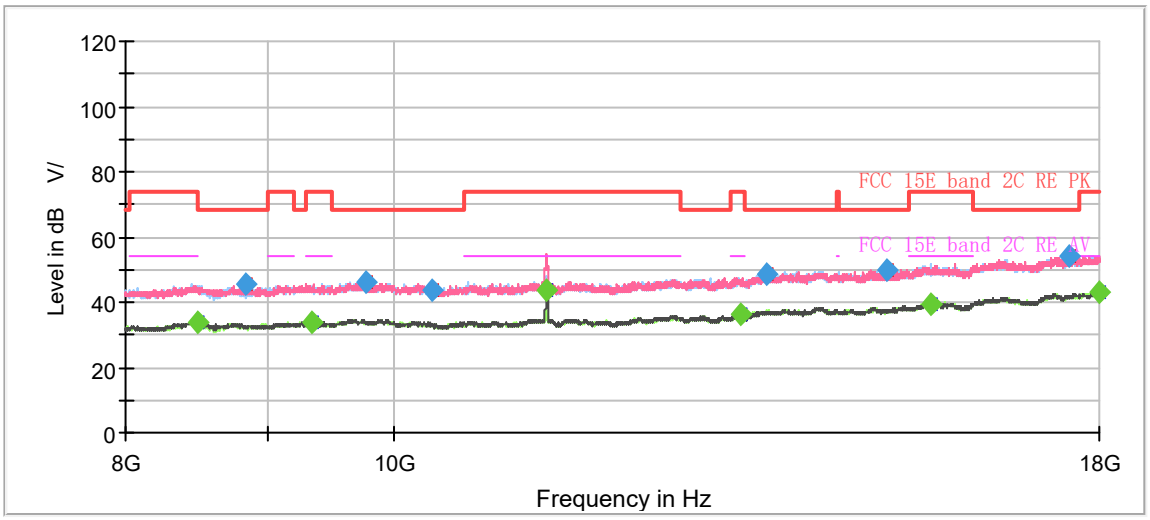

Radiates Emission from 8GHz to 18GHz

This report shall not be reproduced except in full, without the written approval of TA Technology (Shanghai) Co., Ltd.

Frequency (MHz)	MaxPeak (dB μ V/m)	Average (dB μ V/m)	Limit (dB μ V/m)	Margin (dB)	Meas. Time (ms)	Height (cm)	Pol	Azimuth (deg)	Corr. (dB/m)
1149.625000	---	47.40	54.00	6.60	500.0	200.0	V	233.0	-8.1
1275.625000	42.11	---	68.20	26.09	500.0	100.0	H	153.0	-7.3
1449.750000	---	35.50	54.00	18.50	500.0	100.0	H	221.0	-6.2
1764.750000	46.90	---	68.20	21.30	500.0	100.0	H	168.0	-4.6
2625.750000	47.66	---	68.20	20.54	500.0	200.0	V	213.0	-0.5
2754.375000	---	36.62	54.00	17.38	500.0	200.0	H	88.0	-0.1
3464.875000	49.94	---	68.20	18.26	500.0	100.0	H	269.0	2.4
3952.250000	---	40.29	54.00	13.71	500.0	200.0	V	332.0	4.4
5218.375000	53.19	---	68.20	15.01	500.0	200.0	V	104.0	7.3
5450.250000	---	41.66	54.00	12.34	500.0	100.0	H	318.0	7.6
6828.375000	54.11	---	68.20	14.09	500.0	100.0	H	202.0	8.7
7573.875000	---	43.60	54.00	10.40	500.0	200.0	V	259.0	8.8

Remark: 1. Correction Factor = Antenna factor + Insertion loss (cable loss + amplifier gain)
2. Margin = Limit –MAX Peak/ Average

This report shall not be reproduced except in full, without the written approval of TA Technology (Shanghai) Co., Ltd.

802.11a CH140

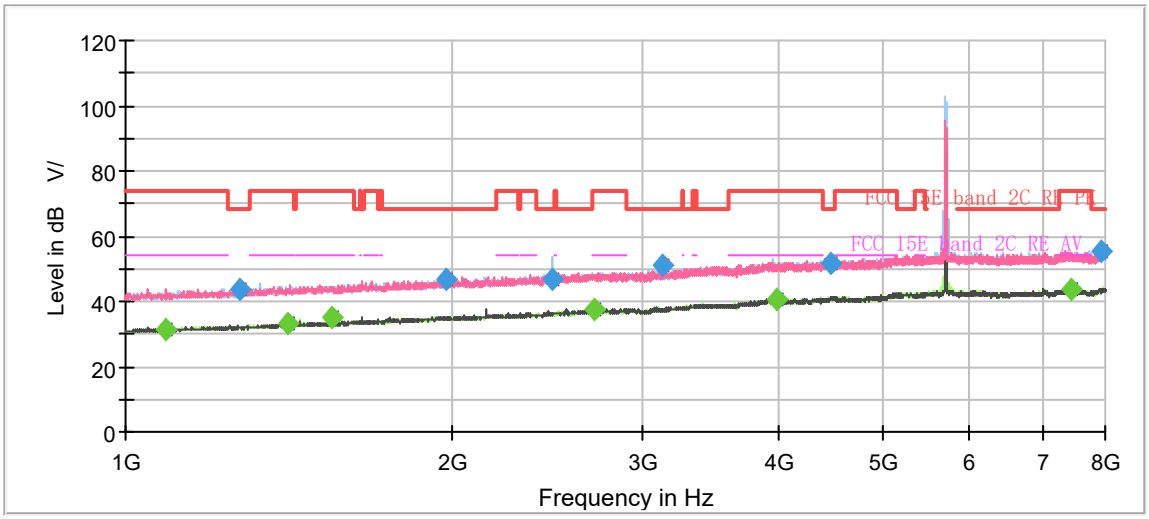

Note: The signal beyond the limit is carrier.

Radiates Emission from 1GHz to 8GHz

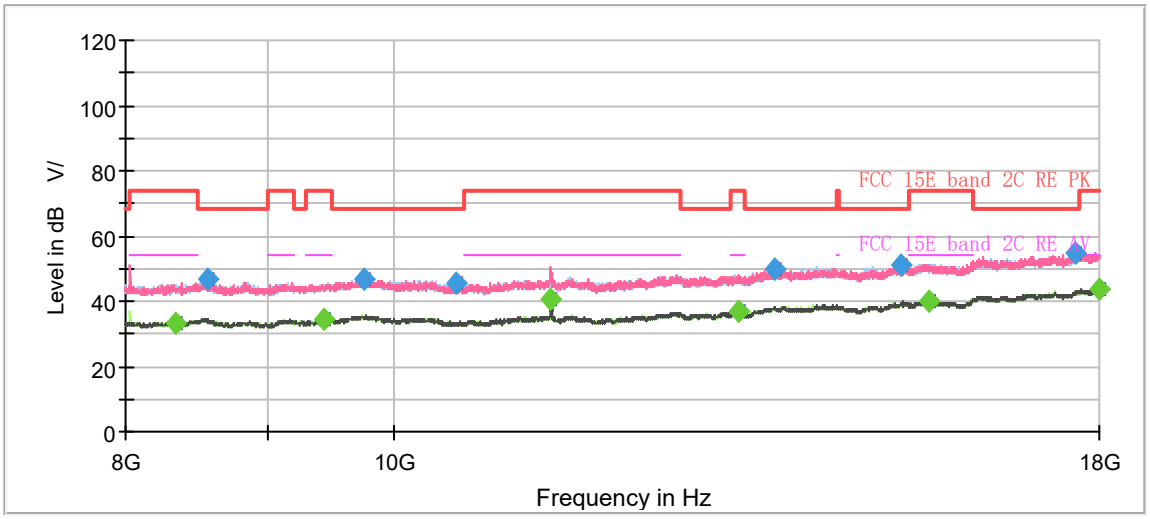

Radiates Emission from 8GHz to 18GHz

This report shall not be reproduced except in full, without the written approval of TA Technology (Shanghai) Co., Ltd.

Frequency (MHz)	MaxPeak (dB μ V/m)	Average (dB μ V/m)	Limit (dB μ V/m)	Margin (dB)	Meas. Time (ms)	Height (cm)	Pol	Azimuth (deg)	Corr. (dB/m)
1091.000000	---	31.28	54.00	22.72	500.0	200.0	H	230.0	-8.5
1273.875000	43.84	---	68.20	24.36	500.0	100.0	H	174.0	-7.3
1413.000000	---	33.19	54.00	20.81	500.0	100.0	H	133.0	-6.4
1549.500000	---	34.81	54.00	19.19	500.0	200.0	H	304.0	-5.7
1973.875000	47.02	---	68.20	21.18	500.0	100.0	H	76.0	-3.6
2476.125000	47.06	---	68.20	21.14	500.0	200.0	V	158.0	-1.3
2699.250000	---	37.38	54.00	16.62	500.0	100.0	H	27.0	-0.1
3129.750000	50.78	---	68.20	17.42	500.0	200.0	H	275.0	1.0
3979.375000	---	40.45	54.00	13.55	500.0	100.0	V	339.0	4.5
4463.250000	51.88	---	68.20	16.32	500.0	100.0	H	47.0	5.4
7433.000000	---	43.71	54.00	10.29	500.0	200.0	V	18.0	9.2
7928.250000	55.20	---	68.20	13.00	500.0	100.0	V	176.0	9.0

Remark: 1. Correction Factor = Antenna factor + Insertion loss (cable loss + amplifier gain)
2. Margin = Limit –MAX Peak/ Average

This report shall not be reproduced except in full, without the written approval of TA Technology (Shanghai) Co., Ltd.

802.11a CH149

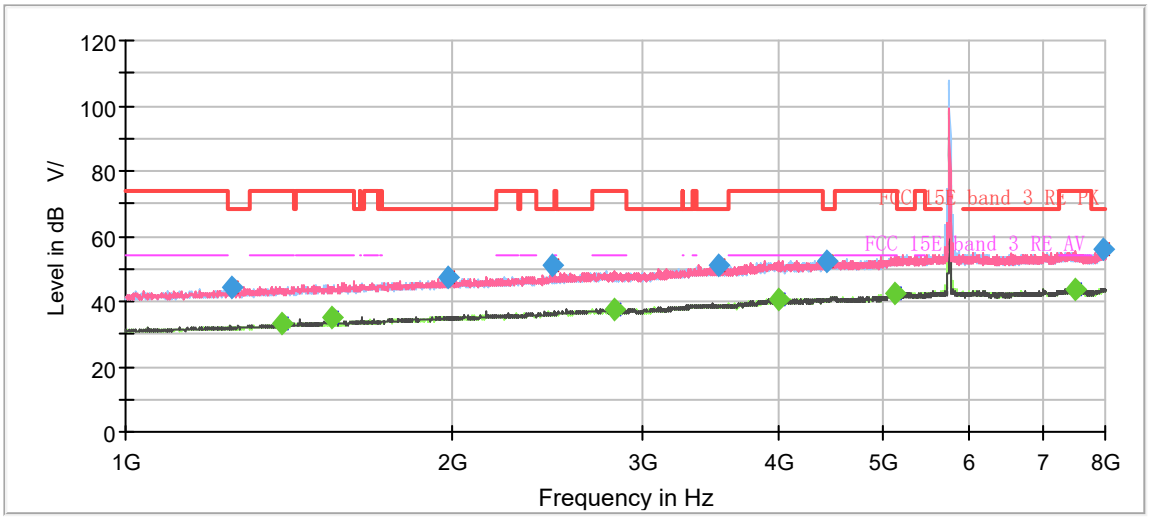

Note: The signal beyond the limit is carrier.

Radiates Emission from 1GHz to 8GHz

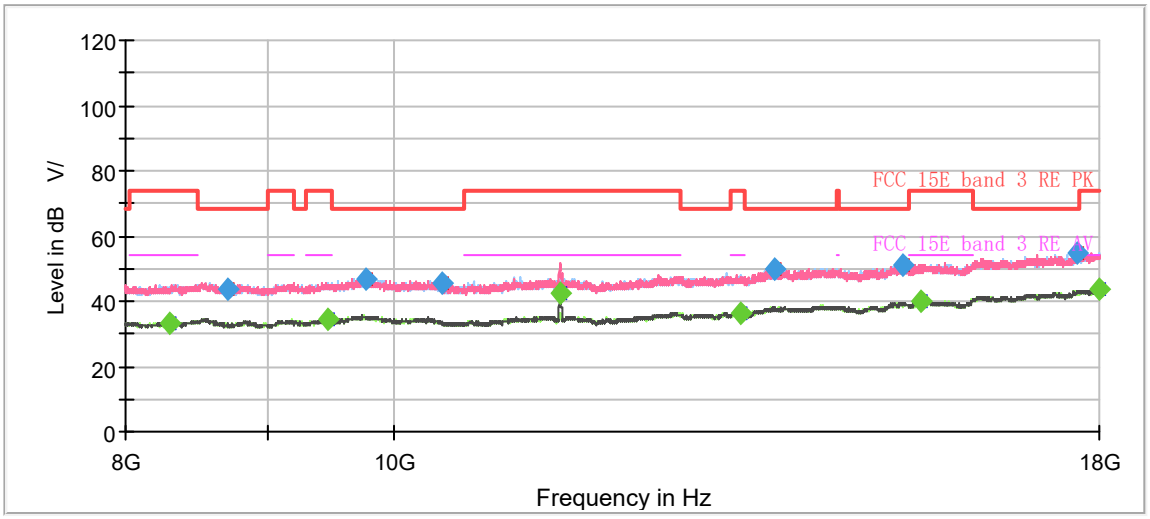

Radiates Emission from 8GHz to 18GHz

This report shall not be reproduced except in full, without the written approval of TA Technology (Shanghai) Co., Ltd.

Frequency (MHz)	MaxPeak (dB μ V/m)	Average (dB μ V/m)	Limit (dB μ V/m)	Margin (dB)	Meas. Time (ms)	Height (cm)	Pol	Azimuth (deg)	Corr. (dB/m)
1252.000000	44.39	---	68.20	23.81	500.0	100.0	V	335.0	-7.4
1391.125000	---	33.11	54.00	20.89	500.0	200.0	H	328.0	-6.5
1549.500000	---	34.78	54.00	19.22	500.0	100.0	V	265.0	-5.7
1982.625000	47.31	---	68.20	20.89	500.0	100.0	V	269.0	-3.5
2470.875000	51.19	---	68.20	17.01	500.0	200.0	V	39.0	-1.3
2825.250000	---	37.40	54.00	16.60	500.0	200.0	H	31.0	0.1
3518.250000	51.35	---	68.20	16.85	500.0	200.0	V	138.0	2.6
3998.625000	---	40.51	54.00	13.49	500.0	100.0	V	269.0	4.5
4429.125000	52.43	---	68.20	15.77	500.0	100.0	V	345.0	5.2
5123.875000	---	42.43	54.00	11.57	500.0	200.0	H	275.0	7.0
7494.250000	---	43.80	54.00	10.20	500.0	100.0	V	310.0	8.9
7975.500000	55.72	---	68.20	12.48	500.0	200.0	H	0.0	9.1

Remark: 1. Correction Factor = Antenna factor + Insertion loss (cable loss + amplifier gain)
2. Margin = Limit –MAX Peak/ Average

This report shall not be reproduced except in full, without the written approval of TA Technology (Shanghai) Co., Ltd.

802.11a CH157

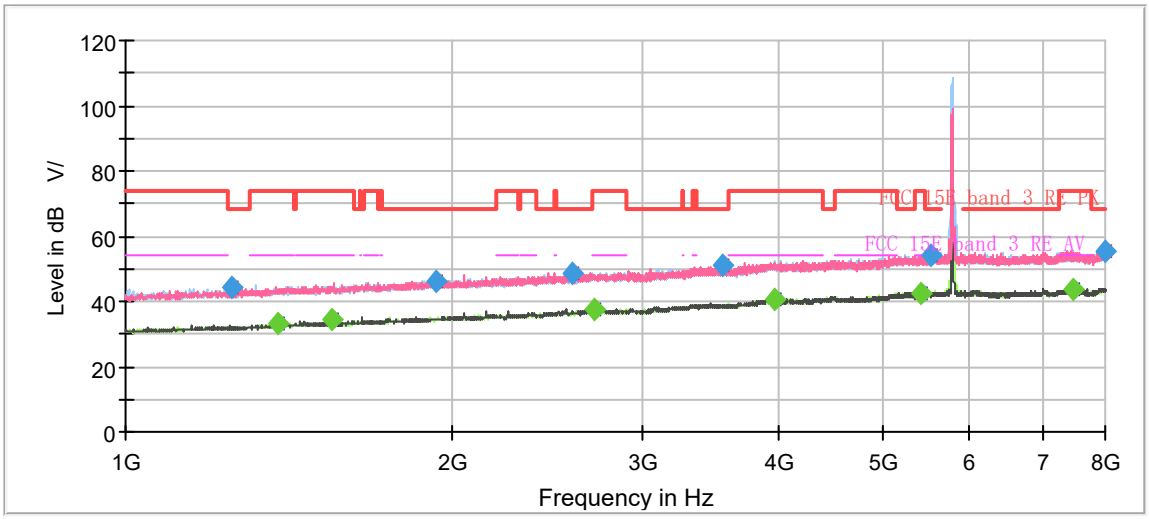

Note: The signal beyond the limit is carrier.

Radiates Emission from 1GHz to 8GHz

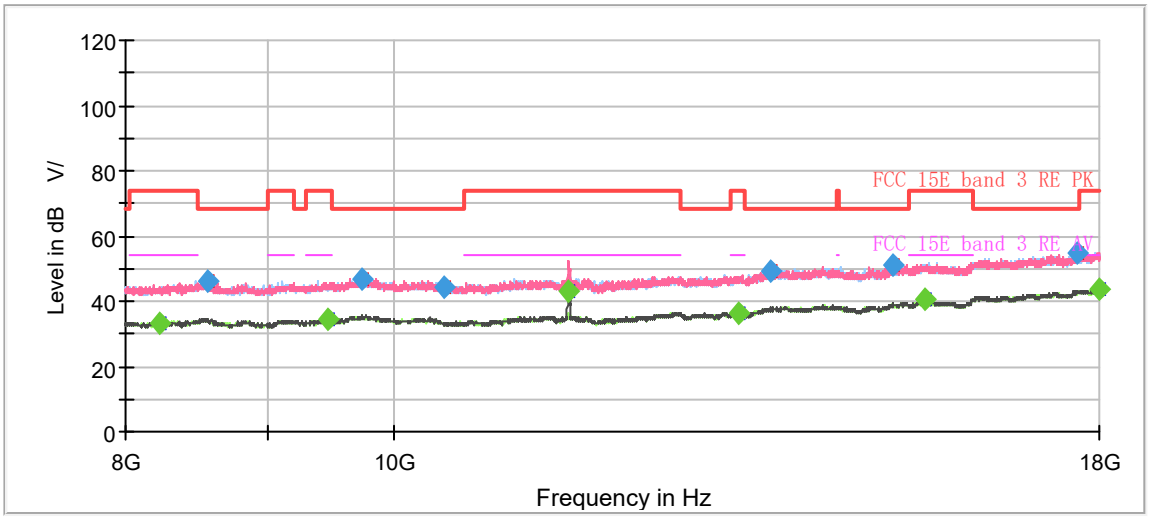

Radiates Emission from 8GHz to 18GHz

This report shall not be reproduced except in full, without the written approval of TA Technology (Shanghai) Co., Ltd.

Frequency (MHz)	MaxPeak (dB μ V/m)	Average (dB μ V/m)	Limit (dB μ V/m)	Margin (dB)	Meas. Time (ms)	Height (cm)	Pol	Azimuth (deg)	Corr. (dB/m)
1253.750000	44.25	---	68.20	23.95	500.0	200.0	V	76.0	-7.4
1381.500000	---	32.98	54.00	21.02	500.0	100.0	H	337.0	-6.6
1549.500000	---	34.76	54.00	19.24	500.0	100.0	H	160.0	-5.7
1937.125000	46.41	---	68.20	21.79	500.0	100.0	H	218.0	-3.8
2579.375000	48.62	---	68.20	19.59	500.0	200.0	H	56.0	-0.8
2709.750000	---	37.35	54.00	16.65	500.0	100.0	H	16.0	-0.1
3550.625000	51.33	---	68.20	16.87	500.0	100.0	V	0.0	2.6
3967.125000	---	40.49	54.00	13.51	500.0	200.0	H	120.0	4.5
5416.125000	---	42.46	54.00	11.54	500.0	100.0	V	134.0	7.5
5522.875000	54.31	---	68.20	13.89	500.0	200.0	H	61.0	7.8
7477.625000	---	43.61	54.00	10.39	500.0	100.0	V	207.0	9.0
8000.000000	55.38	---	68.20	12.82	500.0	200.0	V	31.0	9.2

Remark: 1. Correction Factor = Antenna factor + Insertion loss (cable loss + amplifier gain)
2. Margin = Limit –MAX Peak/ Average

This report shall not be reproduced except in full, without the written approval of TA Technology (Shanghai) Co., Ltd.

802.11a CH165

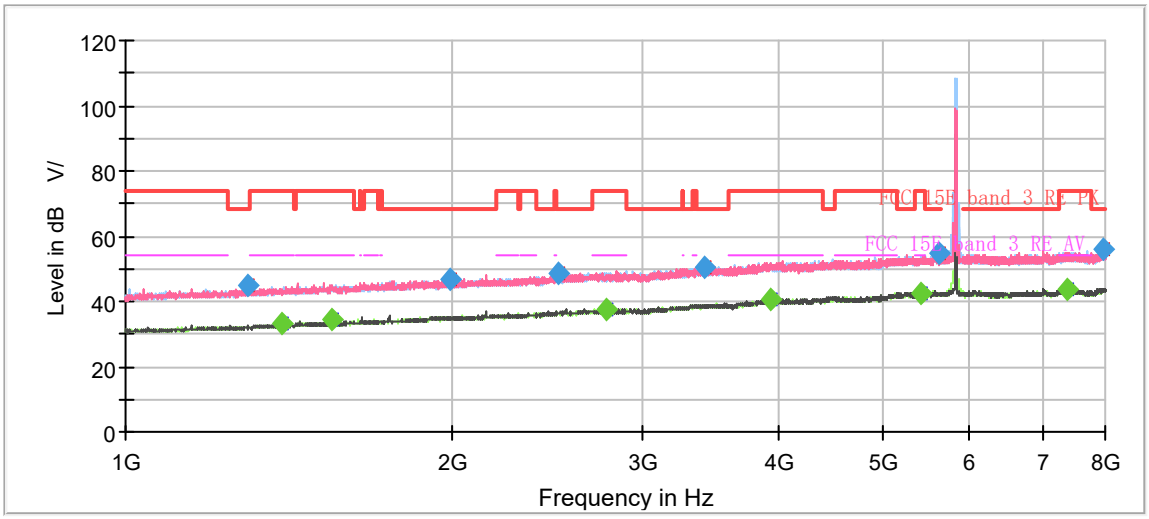

Note: The signal beyond the limit is carrier.

Radiates Emission from 1GHz to 8GHz

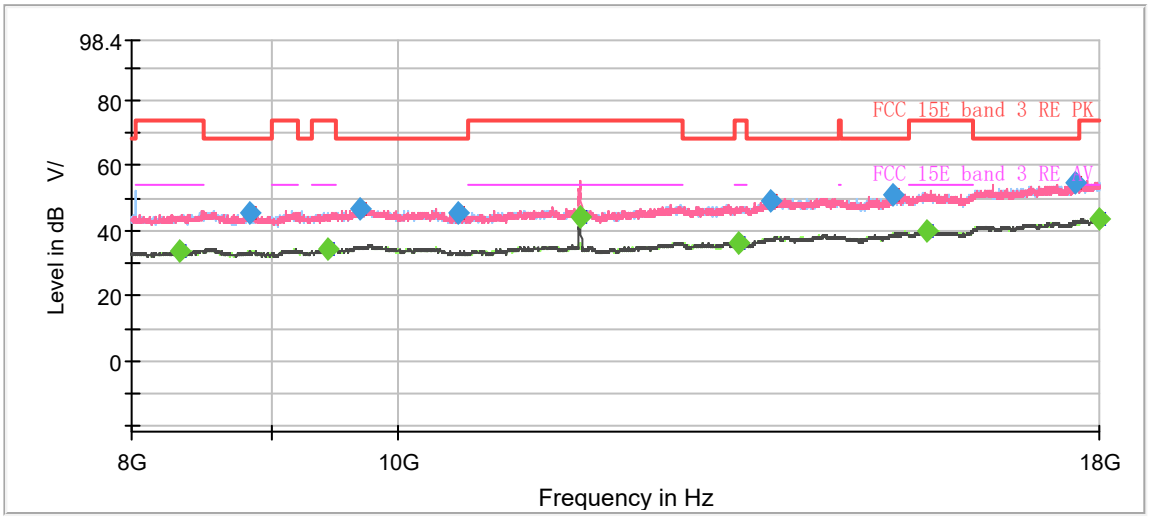

Radiates Emission from 8GHz to 18GHz

This report shall not be reproduced except in full, without the written approval of TA Technology (Shanghai) Co., Ltd.

Frequency (MHz)	MaxPeak (dB μ V/m)	Average (dB μ V/m)	Limit (dB μ V/m)	Margin (dB)	Meas. Time (ms)	Height (cm)	Pol	Azimuth (deg)	Corr. (dB/m)
1294.000000	44.77	---	68.20	23.43	500.0	200.0	H	236.0	-7.2
1392.000000	---	33.28	54.00	20.72	500.0	100.0	H	241.0	-6.5
1548.625000	---	34.49	54.00	19.51	500.0	100.0	V	294.0	-5.7
1989.625000	46.55	---	68.20	21.65	500.0	100.0	H	156.0	-3.5
2509.375000	48.72	---	68.20	19.48	500.0	100.0	H	0.0	-1.1
2773.625000	---	37.34	54.00	16.66	500.0	200.0	V	285.0	0.0
3415.875000	50.41	---	68.20	17.79	500.0	100.0	H	136.0	2.2
3925.125000	---	40.64	54.00	13.36	500.0	100.0	V	280.0	4.4
5417.875000	---	42.39	54.00	11.61	500.0	100.0	V	226.0	7.5
5610.375000	54.60	---	68.20	13.60	500.0	100.0	H	117.0	8.0
7382.250000	---	43.67	54.00	10.33	500.0	200.0	V	111.0	9.3
7970.250000	55.81	---	68.20	12.39	500.0	200.0	V	125.0	9.1

Remark: 1. Correction Factor = Antenna factor + Insertion loss (cable loss + amplifier gain)
2. Margin = Limit –MAX Peak/ Average

This report shall not be reproduced except in full, without the written approval of TA Technology (Shanghai) Co., Ltd.

802.11n (HT20) CH36

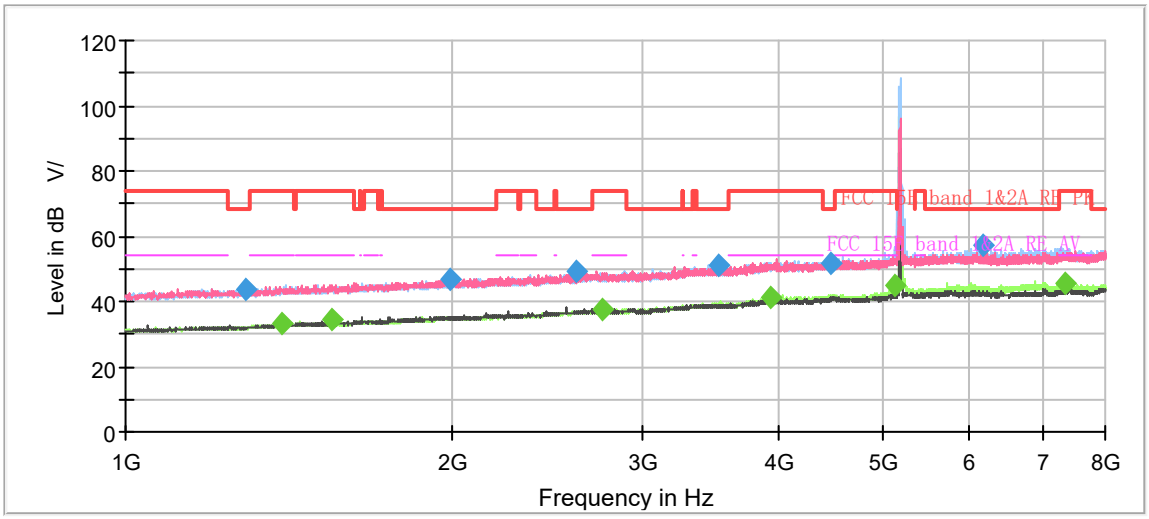

Note: The signal beyond the limit is carrier.

Radiates Emission from 1GHz to 8GHz

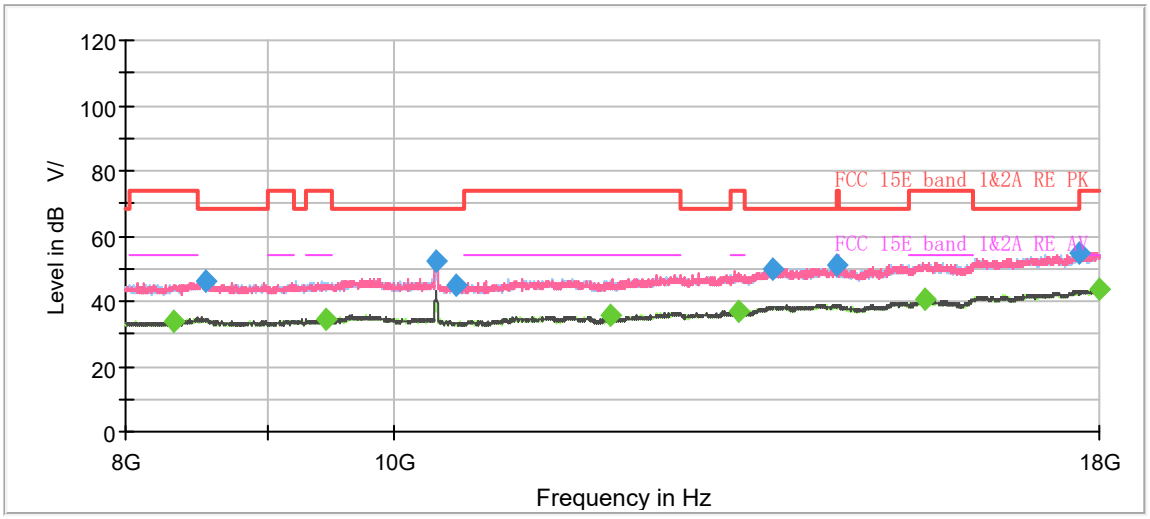

Radiates Emission from 8GHz to 18GHz

This report shall not be reproduced except in full, without the written approval of TA Technology (Shanghai) Co., Ltd.

Frequency (MHz)	MaxPeak (dB μ V/m)	Average (dB μ V/m)	Limit (dB μ V/m)	Margin (dB)	Meas. Time (ms)	Height (cm)	Pol	Azimuth (deg)	Corr. (dB/m)
1292.250000	43.53	---	68.20	24.67	500.0	100.0	H	214.0	-7.2
1392.875000	---	33.33	54.00	20.67	500.0	200.0	V	227.0	-6.5
1549.500000	---	34.65	54.00	19.35	500.0	200.0	H	295.0	-5.7
1993.125000	46.69	---	68.20	21.51	500.0	200.0	H	329.0	-3.5
2608.250000	49.20	---	68.20	19.00	500.0	200.0	V	208.0	-0.7
2753.500000	---	37.69	54.00	16.31	500.0	100.0	V	346.0	-0.1
3518.250000	50.90	---	68.20	17.30	500.0	100.0	H	9.0	2.6
3939.125000	---	41.36	54.00	12.64	500.0	100.0	H	0.0	4.4
4472.000000	51.66	---	68.20	16.54	500.0	100.0	H	4.0	5.4
5122.125000	---	44.82	54.00	9.18	500.0	100.0	H	15.0	7.0
6180.000000	57.50	---	68.20	10.70	500.0	200.0	V	131.0	8.1
7361.250000	---	45.69	54.00	8.31	500.0	100.0	H	4.0	9.3

Remark: 1. Correction Factor = Antenna factor + Insertion loss (cable loss + amplifier gain)
2. Margin = Limit –MAX Peak/ Average

This report shall not be reproduced except in full, without the written approval of TA Technology (Shanghai) Co., Ltd.

802.11n (HT20) CH40

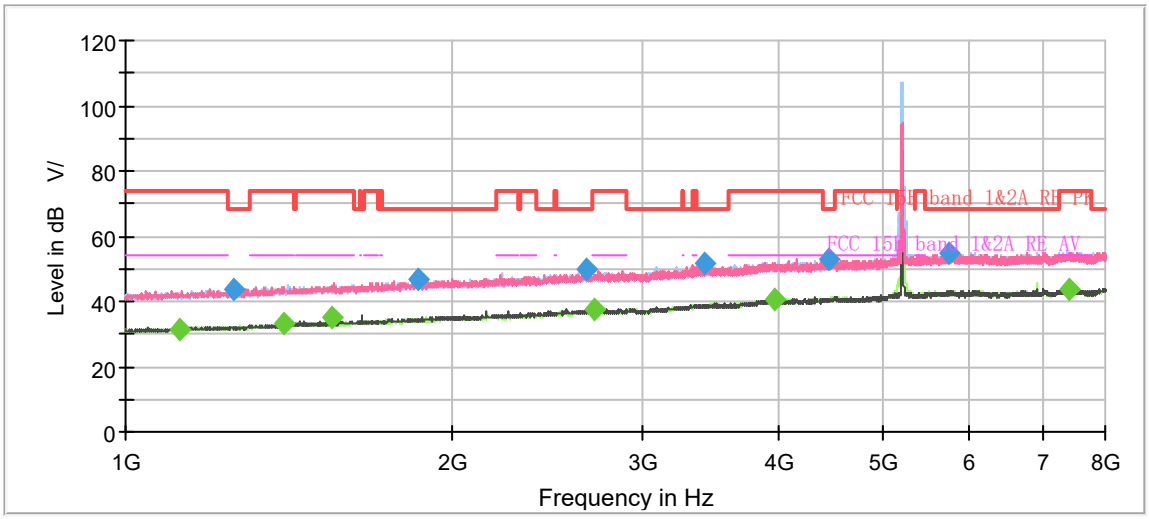

Note: The signal beyond the limit is carrier.

Radiates Emission from 1GHz to 8GHz

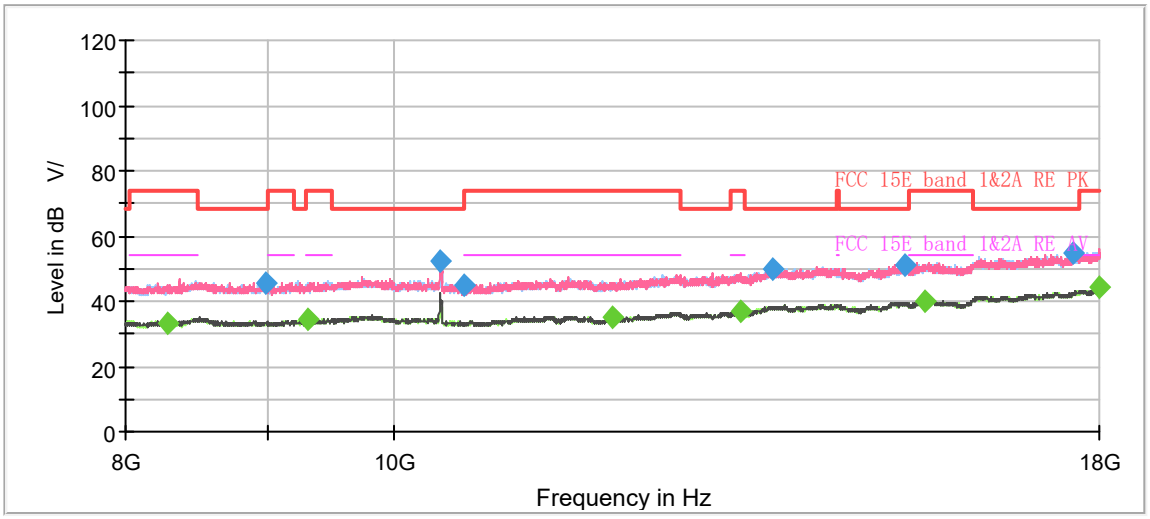

Radiates Emission from 8GHz to 18GHz

This report shall not be reproduced except in full, without the written approval of TA Technology (Shanghai) Co., Ltd.

Frequency (MHz)	MaxPeak (dB μ V/m)	Average (dB μ V/m)	Limit (dB μ V/m)	Margin (dB)	Meas. Time (ms)	Height (cm)	Pol	Azimuth (deg)	Corr. (dB/m)
1120.750000	---	31.60	54.00	22.40	500.0	200.0	H	246.0	-8.3
1258.125000	43.96	---	68.20	24.24	500.0	100.0	V	347.0	-7.4
1401.625000	---	33.13	54.00	20.87	500.0	200.0	V	198.0	-6.5
1549.500000	---	34.96	54.00	19.04	500.0	200.0	V	247.0	-5.7
1857.500000	46.53	---	68.20	21.67	500.0	200.0	V	147.0	-4.1
2655.500000	49.65	---	68.20	18.55	500.0	200.0	V	13.0	-0.4
2699.250000	---	37.30	54.00	16.70	500.0	200.0	V	52.0	-0.1
3410.625000	51.65	---	68.20	16.55	500.0	100.0	V	313.0	2.2
3968.875000	---	40.69	54.00	13.31	500.0	200.0	H	0.0	4.5
4439.625000	53.10	---	68.20	15.10	500.0	100.0	V	201.0	5.3
5740.750000	54.93	---	68.20	13.27	500.0	100.0	H	116.0	8.1
7395.375000	---	43.60	54.00	10.40	500.0	200.0	V	52.0	9.3

Remark: 1. Correction Factor = Antenna factor + Insertion loss (cable loss + amplifier gain)
2. Margin = Limit –MAX Peak/ Average

This report shall not be reproduced except in full, without the written approval of TA Technology (Shanghai) Co., Ltd.

802.11n (HT20) CH48

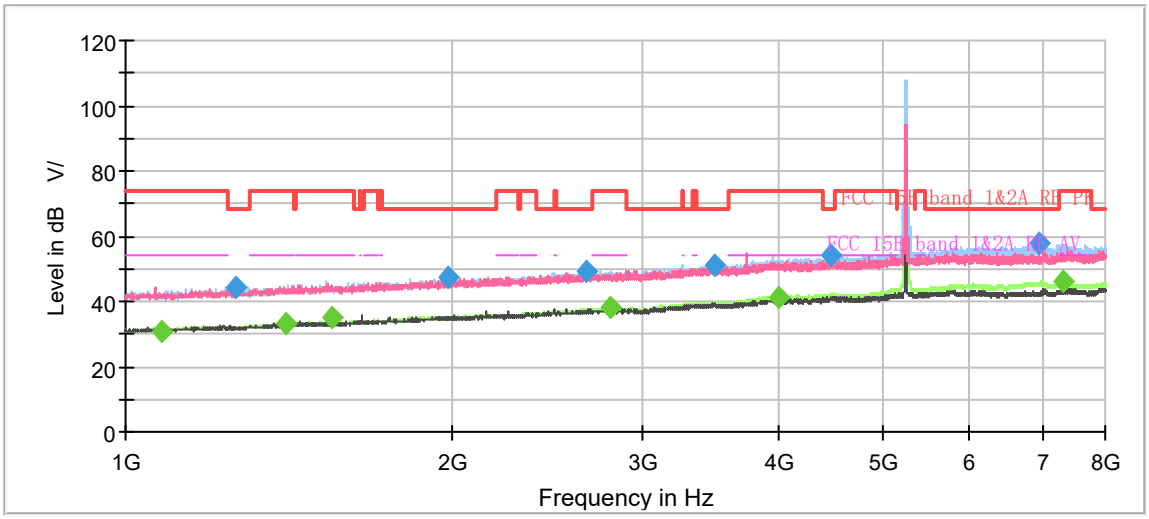

Note: The signal beyond the limit is carrier.

Radiates Emission from 1GHz to 8GHz

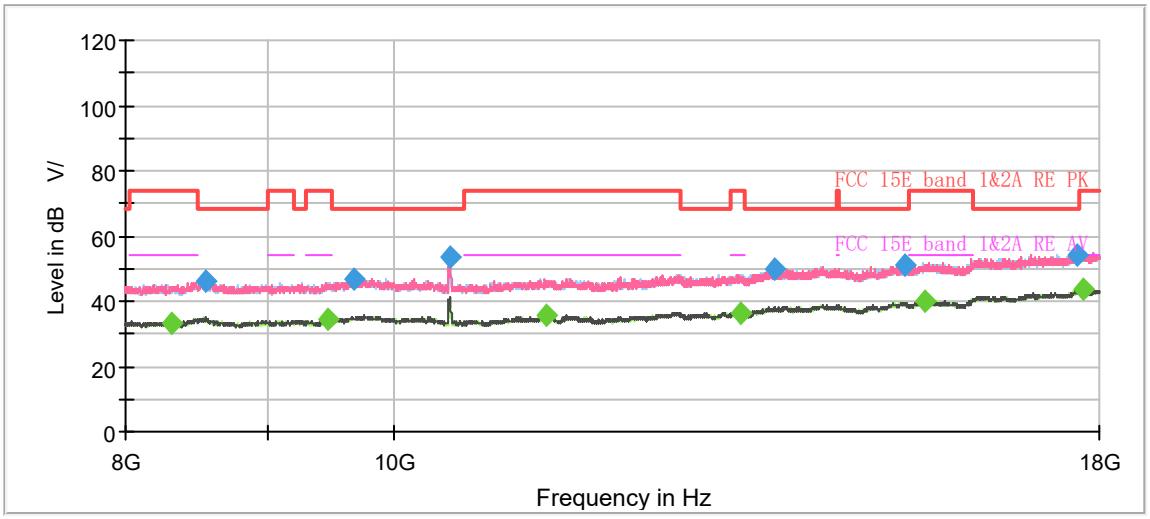

Radiates Emission from 8GHz to 18GHz

This report shall not be reproduced except in full, without the written approval of TA Technology (Shanghai) Co., Ltd.

Frequency (MHz)	MaxPeak (dB μ V/m)	Average (dB μ V/m)	Limit (dB μ V/m)	Margin (dB)	Meas. Time (ms)	Height (cm)	Pol	Azimuth (deg)	Corr. (dB/m)
1080.500000	---	30.85	54.00	23.15	500.0	100.0	V	42.0	-8.6
1263.375000	44.23	---	68.20	23.97	500.0	200.0	V	15.0	-7.4
1407.750000	---	33.38	54.00	20.62	500.0	200.0	H	188.0	-6.4
1549.500000	---	35.11	54.00	18.89	500.0	200.0	H	188.0	-5.7
1981.750000	47.10	---	68.20	21.10	500.0	100.0	V	135.0	-3.5
2659.875000	48.96	---	68.20	19.24	500.0	200.0	H	188.0	-0.3
2800.750000	---	37.85	54.00	16.15	500.0	200.0	H	346.0	0.0
3490.250000	50.96	---	68.20	17.24	500.0	200.0	H	139.0	2.5
3996.000000	---	41.49	54.00	12.51	500.0	200.0	H	91.0	4.5
4472.875000	54.23	---	68.20	13.97	500.0	200.0	H	289.0	5.4
6942.125000	57.69	---	68.20	10.51	500.0	200.0	H	0.0	8.8
7314.875000	---	46.17	54.00	7.83	500.0	200.0	H	213.0	9.3

Remark: 1. Correction Factor = Antenna factor + Insertion loss (cable loss + amplifier gain)
2. Margin = Limit –MAX Peak/ Average

This report shall not be reproduced except in full, without the written approval of TA Technology (Shanghai) Co., Ltd.

802.11n (HT20) CH52

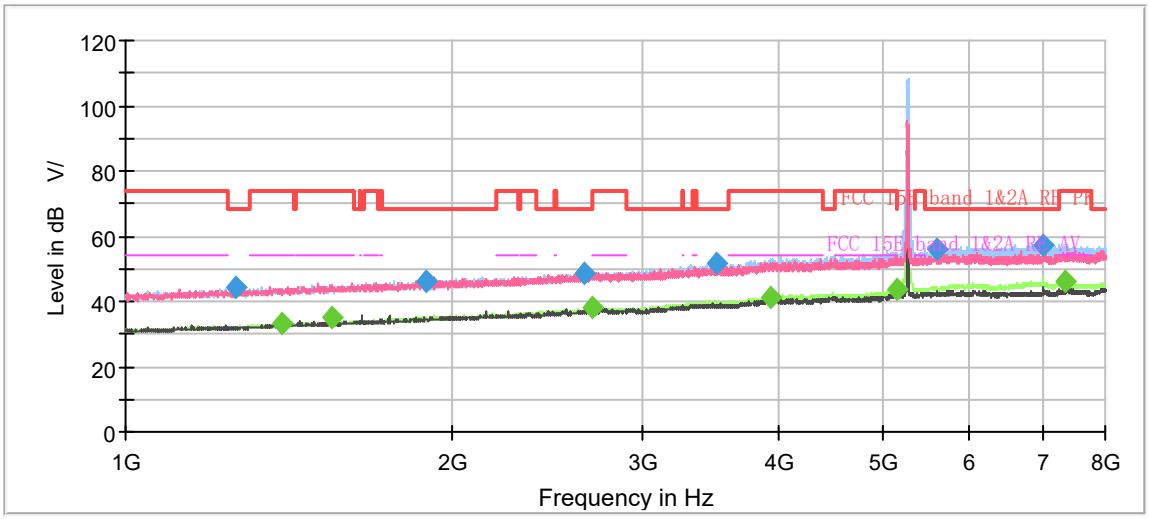

Note: The signal beyond the limit is carrier.

Radiates Emission from 1GHz to 8GHz

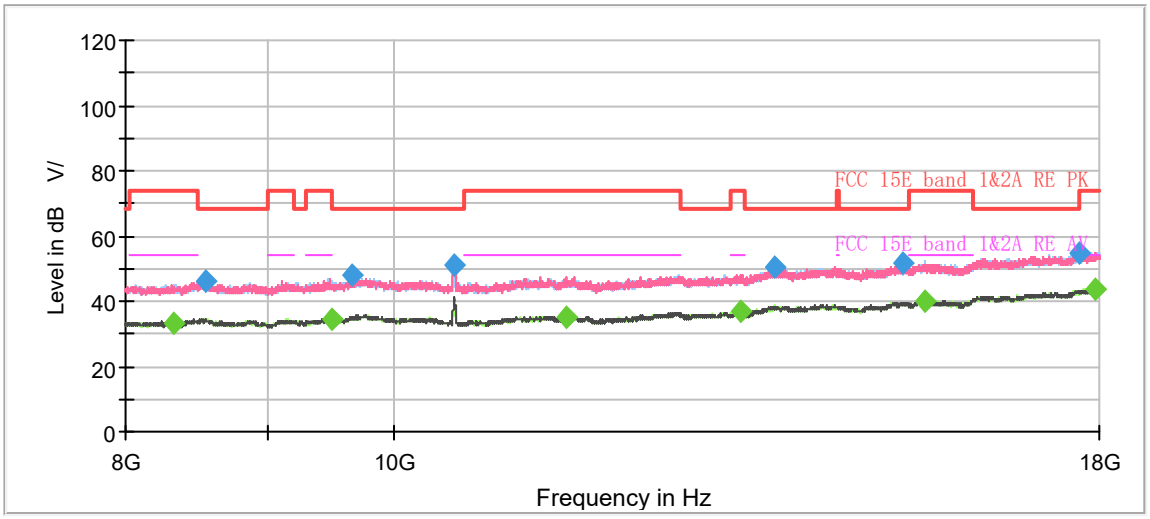

Radiates Emission from 8GHz to 18GHz

This report shall not be reproduced except in full, without the written approval of TA Technology (Shanghai) Co., Ltd.

Frequency (MHz)	MaxPeak (dB μ V/m)	Average (dB μ V/m)	Limit (dB μ V/m)	Margin (dB)	Meas. Time (ms)	Height (cm)	Pol	Azimuth (deg)	Corr. (dB/m)
1264.250000	44.35	---	68.20	23.85	500.0	200.0	V	242.0	-7.4
1394.625000	---	33.11	54.00	20.89	500.0	100.0	H	203.0	-6.5
1549.500000	---	35.00	54.00	19.00	500.0	200.0	V	300.0	-5.7
1893.375000	46.01	---	68.20	22.19	500.0	100.0	V	29.0	-4.0
2645.000000	48.89	---	68.20	19.31	500.0	100.0	V	49.0	-0.4
2697.500000	---	37.88	54.00	16.12	500.0	100.0	H	232.0	-0.1
3509.500000	51.99	---	68.20	16.21	500.0	100.0	H	237.0	2.6
3932.125000	---	41.51	54.00	12.49	500.0	100.0	H	32.0	4.4
5147.500000	---	43.85	54.00	10.15	500.0	100.0	H	276.0	7.1
5602.500000	55.87	---	68.20	12.33	500.0	100.0	H	213.0	8.0
7021.750000	57.43	---	68.20	10.77	500.0	100.0	H	151.0	8.9
7334.125000	---	45.99	54.00	8.01	500.0	100.0	H	198.0	9.3

Remark: 1. Correction Factor = Antenna factor + Insertion loss (cable loss + amplifier gain)
2. Margin = Limit –MAX Peak/ Average

This report shall not be reproduced except in full, without the written approval of TA Technology (Shanghai) Co., Ltd.

802.11n (HT20) CH60

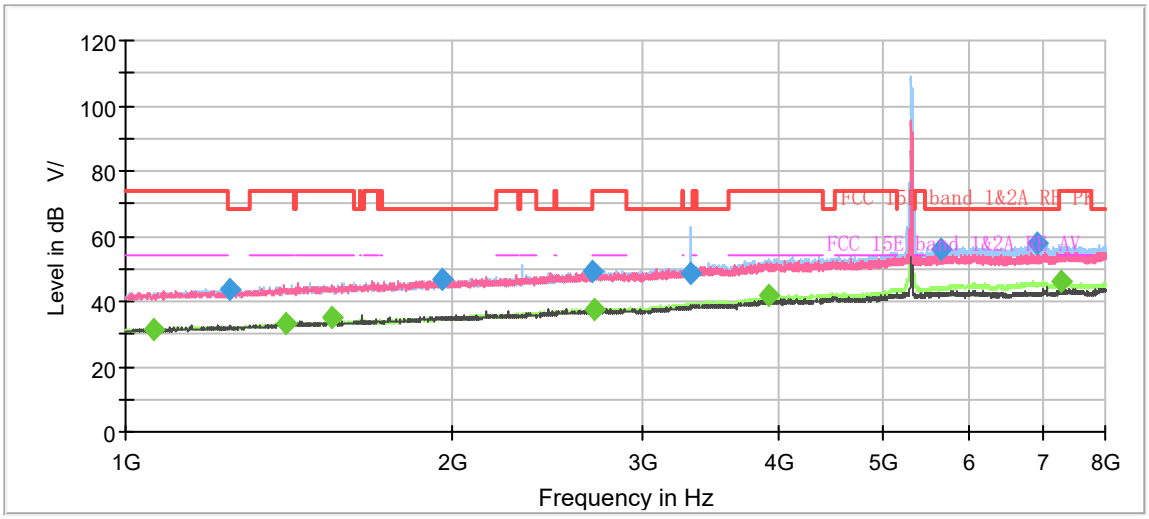

Note: The signal beyond the limit is carrier.

Radiates Emission from 1GHz to 8GHz

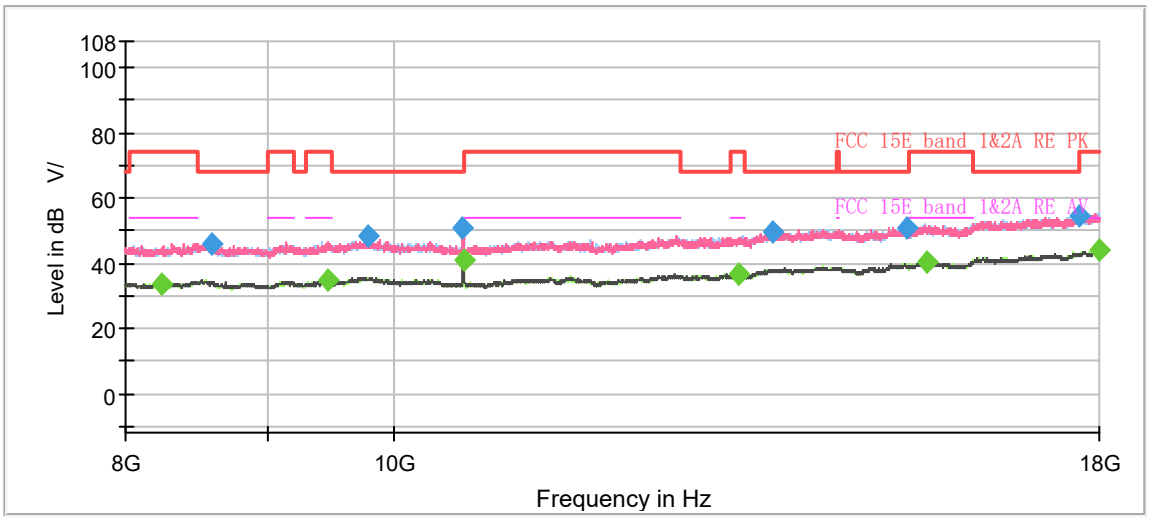

Radiates Emission from 8GHz to 18GHz

This report shall not be reproduced except in full, without the written approval of TA Technology (Shanghai) Co., Ltd.

Frequency (MHz)	MaxPeak (dB μ V/m)	Average (dB μ V/m)	Limit (dB μ V/m)	Margin (dB)	Meas. Time (ms)	Height (cm)	Pol	Azimuth (deg)	Corr. (dB/m)
1060.375000	---	31.45	54.00	22.55	500.0	100.0	H	217.0	-8.7
1245.000000	43.94	---	68.20	24.26	500.0	100.0	H	255.0	-7.5
1404.250000	---	33.10	54.00	20.90	500.0	100.0	H	255.0	-6.5
1549.500000	---	35.01	54.00	18.99	500.0	200.0	V	332.0	-5.7
1958.125000	46.78	---	68.20	21.42	500.0	200.0	H	168.0	-3.6
2689.625000	49.10	---	68.20	19.10	500.0	100.0	H	151.0	-0.1
2707.125000	---	37.63	54.00	16.37	500.0	100.0	H	125.0	-0.1
3318.750000	48.91	---	68.20	19.29	500.0	100.0	V	298.0	2.0
3918.125000	---	41.62	54.00	12.38	500.0	100.0	H	95.0	4.4
5640.125000	55.98	---	68.20	12.22	500.0	100.0	H	203.0	8.0
6936.875000	57.85	---	68.20	10.35	500.0	100.0	H	320.0	8.8
7294.750000	---	46.10	54.00	7.90	500.0	100.0	H	194.0	9.3

Remark: 1. Correction Factor = Antenna factor + Insertion loss (cable loss + amplifier gain)
2. Margin = Limit –MAX Peak/ Average

This report shall not be reproduced except in full, without the written approval of TA Technology (Shanghai) Co., Ltd.

802.11n (HT20) CH64

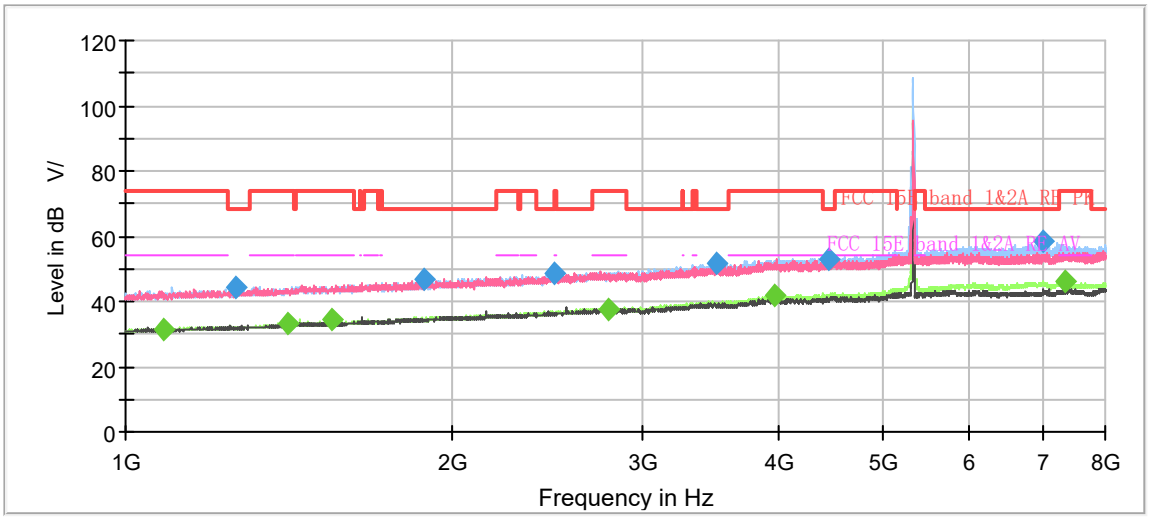

Note: The signal beyond the limit is carrier.

Radiates Emission from 1GHz to 8GHz

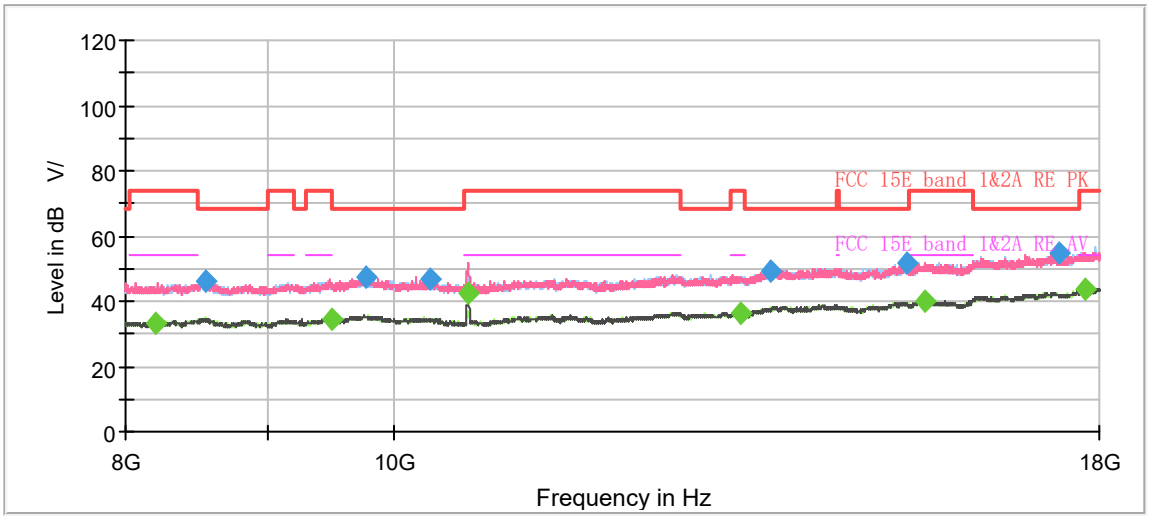

Radiates Emission from 8GHz to 18GHz

This report shall not be reproduced except in full, without the written approval of TA Technology (Shanghai) Co., Ltd.

Frequency (MHz)	MaxPeak (dB μ V/m)	Average (dB μ V/m)	Limit (dB μ V/m)	Margin (dB)	Meas. Time (ms)	Height (cm)	Pol	Azimuth (deg)	Corr. (dB/m)
1082.250000	---	31.21	54.00	22.79	500.0	100.0	H	86.0	-8.6
1265.125000	44.33	---	68.20	23.87	500.0	200.0	H	118.0	-7.4
1408.625000	---	33.28	54.00	20.72	500.0	100.0	H	185.0	-6.4
1549.500000	---	34.63	54.00	19.37	500.0	200.0	V	276.0	-5.7
1887.250000	46.79	---	68.20	21.41	500.0	100.0	V	242.0	-4.0
2480.500000	48.60	---	68.20	19.60	500.0	200.0	H	215.0	-1.2
2781.500000	---	37.68	54.00	16.32	500.0	100.0	H	339.0	0.0
3509.500000	51.83	---	68.20	16.37	500.0	100.0	H	281.0	2.6
3966.250000	---	41.69	54.00	12.31	500.0	100.0	H	252.0	4.5
4440.500000	52.86	---	68.20	15.34	500.0	100.0	H	81.0	5.3
7006.875000	58.43	---	68.20	9.77	500.0	100.0	H	310.0	8.9
7356.000000	---	46.26	54.00	7.74	500.0	100.0	H	232.0	9.3

Remark: 1. Correction Factor = Antenna factor + Insertion loss (cable loss + amplifier gain)
2. Margin = Limit –MAX Peak/ Average

This report shall not be reproduced except in full, without the written approval of TA Technology (Shanghai) Co., Ltd.

802.11n (HT20) CH100

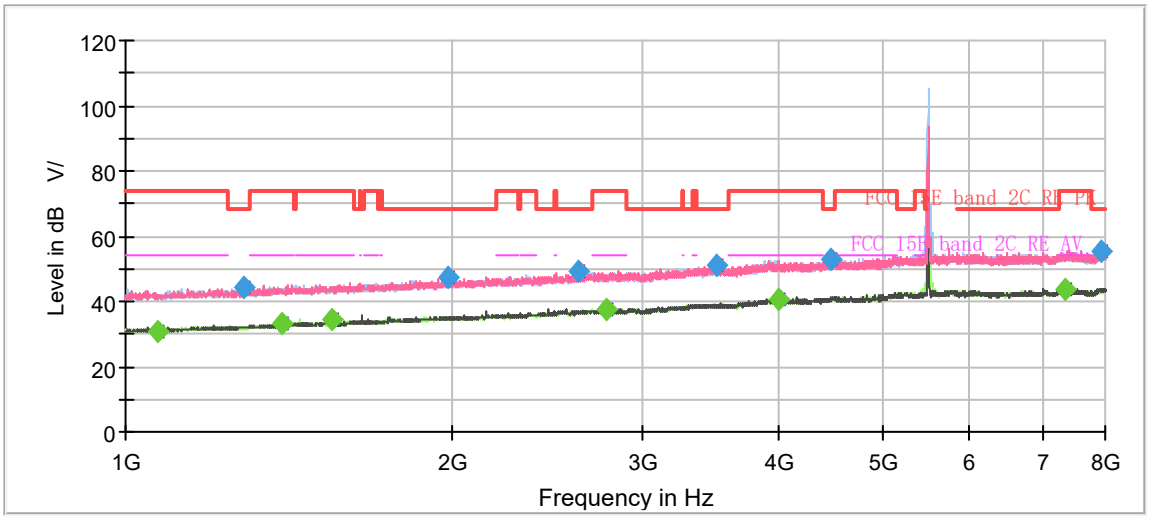

Note: The signal beyond the limit is carrier.

Radiates Emission from 1GHz to 8GHz

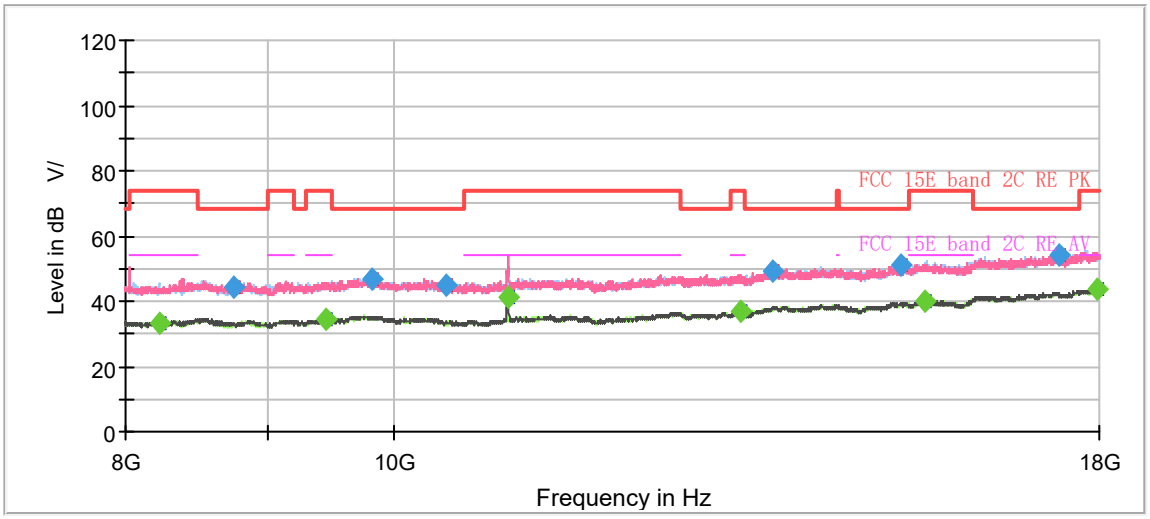

Radiates Emission from 8GHz to 18GHz

This report shall not be reproduced except in full, without the written approval of TA Technology (Shanghai) Co., Ltd.

Frequency (MHz)	MaxPeak (dB μ V/m)	Average (dB μ V/m)	Limit (dB μ V/m)	Margin (dB)	Meas. Time (ms)	Height (cm)	Pol	Azimuth (deg)	Corr. (dB/m)
1070.000000	---	31.01	54.00	22.99	500.0	100.0	H	208.0	-8.6
1284.375000	44.33	---	68.20	23.87	500.0	200.0	H	205.0	-7.2
1392.875000	---	33.29	54.00	20.71	500.0	100.0	H	194.0	-6.5
1549.500000	---	34.75	54.00	19.25	500.0	200.0	V	347.0	-5.7
1979.125000	47.17	---	68.20	21.03	500.0	200.0	H	288.0	-3.5
2617.000000	49.03	---	68.20	19.17	500.0	100.0	H	347.0	-0.6
2780.625000	---	37.49	54.00	16.51	500.0	100.0	V	88.0	0.0
3509.500000	51.25	---	68.20	16.95	500.0	200.0	H	74.0	2.6
3998.625000	---	40.76	54.00	13.24	500.0	200.0	H	128.0	4.5
4470.250000	53.21	---	68.20	14.99	500.0	200.0	H	143.0	5.4
7334.125000	---	43.98	54.00	10.02	500.0	200.0	V	192.0	9.3
7936.125000	55.30	---	68.20	12.90	500.0	100.0	V	0.0	9.1

Remark: 1. Correction Factor = Antenna factor + Insertion loss (cable loss + amplifier gain)
2. Margin = Limit –MAX Peak/ Average

This report shall not be reproduced except in full, without the written approval of TA Technology (Shanghai) Co., Ltd.

802.11n (HT20) CH104

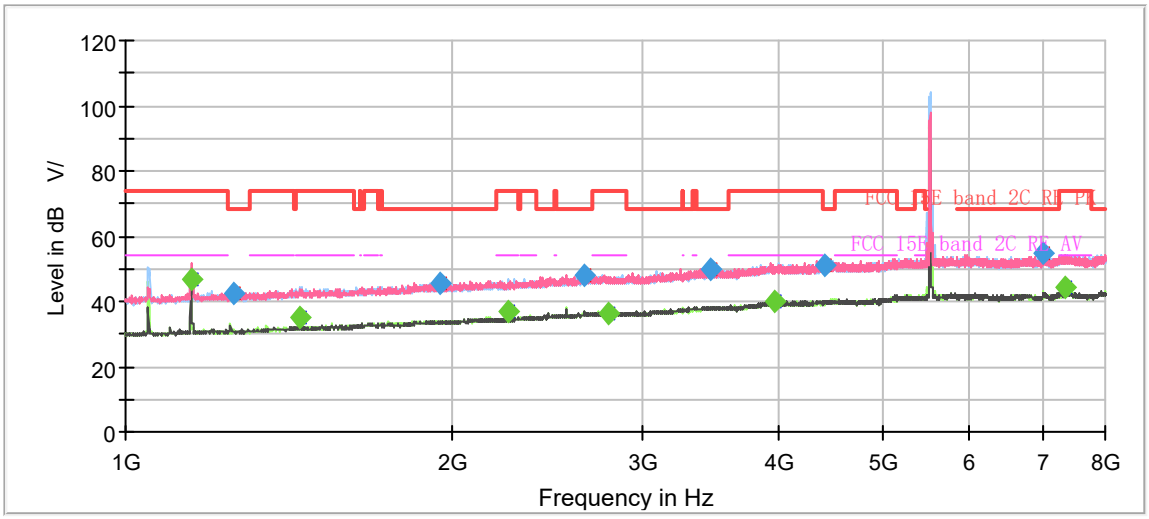

Note: The signal beyond the limit is carrier.

Radiates Emission from 1GHz to 8GHz

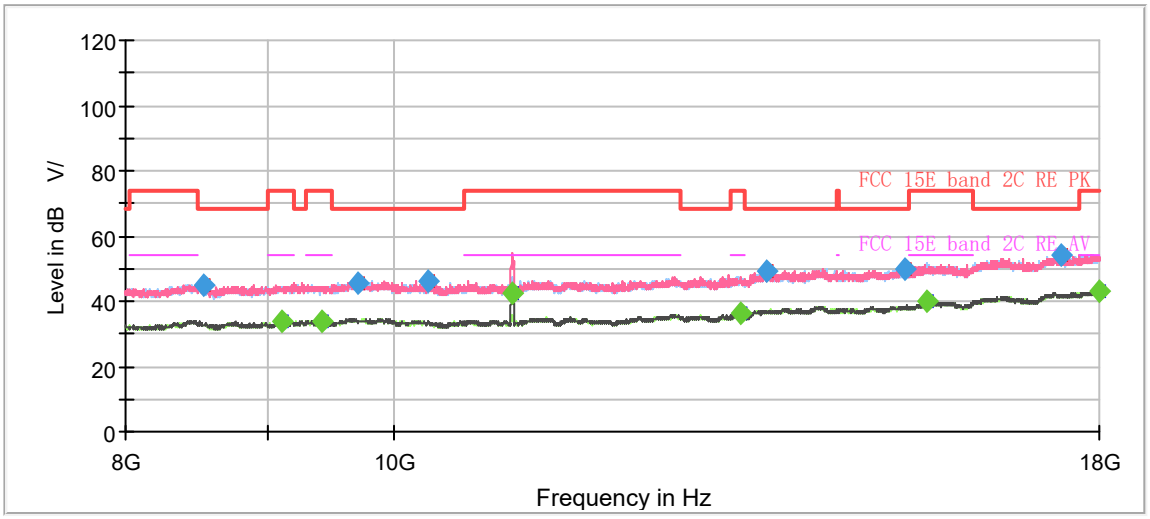

Radiates Emission from 8GHz to 18GHz

This report shall not be reproduced except in full, without the written approval of TA Technology (Shanghai) Co., Ltd.

Frequency (MHz)	MaxPeak (dB μ V/m)	Average (dB μ V/m)	Limit (dB μ V/m)	Margin (dB)	Meas. Time (ms)	Height (cm)	Pol	Azimuth (deg)	Corr. (dB/m)
1149.625000	---	46.62	54.00	7.38	500.0	200.0	V	241.0	-8.1
1258.125000	42.31	---	68.20	25.89	500.0	100.0	H	209.0	-7.4
1449.750000	---	35.24	54.00	18.76	500.0	100.0	H	270.0	-6.2
1950.250000	45.65	---	68.20	22.55	500.0	200.0	H	110.0	-3.7
2249.500000	---	36.90	54.00	17.10	500.0	200.0	H	22.0	-2.4
2652.875000	48.17	---	68.20	20.03	500.0	200.0	V	309.0	-0.4
2783.250000	---	36.33	54.00	17.67	500.0	200.0	H	22.0	0.0
3457.875000	50.09	---	68.20	18.11	500.0	100.0	V	0.0	2.4
3971.500000	---	39.97	54.00	14.03	500.0	200.0	H	45.0	4.5
4414.250000	50.98	---	68.20	17.22	500.0	100.0	H	290.0	5.2
7022.625000	54.65	---	68.20	13.55	500.0	100.0	H	0.0	8.9
7360.375000	---	44.11	54.00	9.89	500.0	200.0	V	280.0	9.3

Remark: 1. Correction Factor = Antenna factor + Insertion loss (cable loss + amplifier gain)
2. Margin = Limit –MAX Peak/ Average

This report shall not be reproduced except in full, without the written approval of TA Technology (Shanghai) Co., Ltd.

802.11n (HT20) CH120

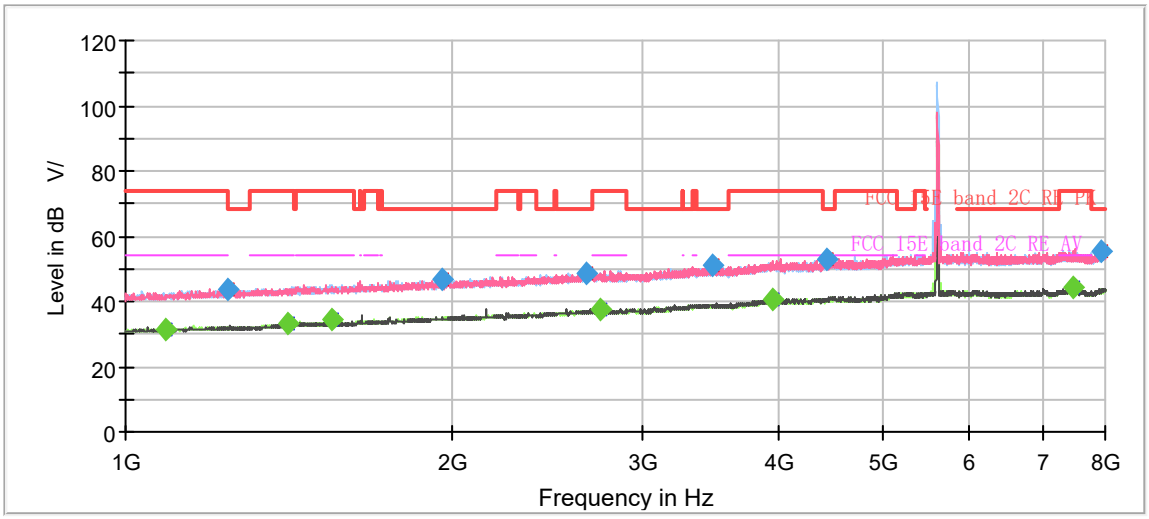

Note: The signal beyond the limit is carrier.

Radiates Emission from 1GHz to 8GHz

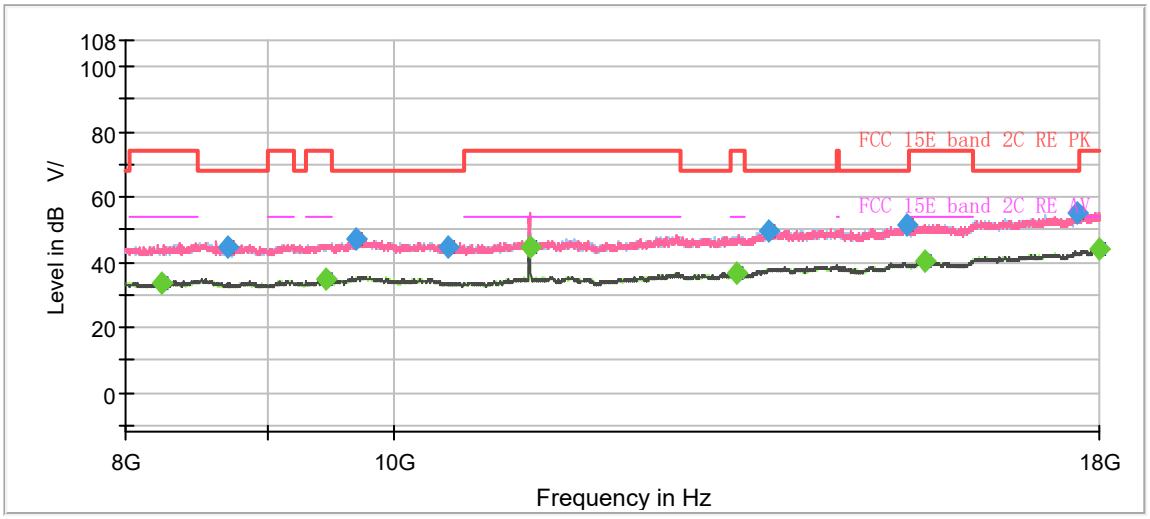

Radiates Emission from 8GHz to 18GHz

This report shall not be reproduced except in full, without the written approval of TA Technology (Shanghai) Co., Ltd.

Frequency (MHz)	MaxPeak (dB μ V/m)	Average (dB μ V/m)	Limit (dB μ V/m)	Margin (dB)	Meas. Time (ms)	Height (cm)	Pol	Azimuth (deg)	Corr. (dB/m)
1088.375000	---	31.38	54.00	22.62	500.0	100.0	H	78.0	-8.5
1242.375000	43.56	---	68.20	24.64	500.0	100.0	V	128.0	-7.5
1408.625000	---	32.94	54.00	21.06	500.0	200.0	V	83.0	-6.4
1549.500000	---	34.57	54.00	19.43	500.0	200.0	V	246.0	-5.7
1957.250000	46.56	---	68.20	21.64	500.0	200.0	V	112.0	-3.6
2659.000000	48.50	---	68.20	19.70	500.0	200.0	H	89.0	-0.3
2736.875000	---	37.49	54.00	16.51	500.0	100.0	H	78.0	-0.1
3477.125000	50.94	---	68.20	17.26	500.0	200.0	V	131.0	2.5
3947.000000	---	40.57	54.00	13.43	500.0	100.0	V	175.0	4.4
4432.625000	53.03	---	68.20	15.17	500.0	200.0	H	194.0	5.3
7467.125000	---	44.49	54.00	9.51	500.0	200.0	V	0.0	9.0
7932.625000	55.31	---	68.20	12.89	500.0	200.0	V	20.0	9.0

Remark: 1. Correction Factor = Antenna factor + Insertion loss (cable loss + amplifier gain)
2. Margin = Limit –MAX Peak/ Average

This report shall not be reproduced except in full, without the written approval of TA Technology (Shanghai) Co., Ltd.

802.11n (HT20) CH136

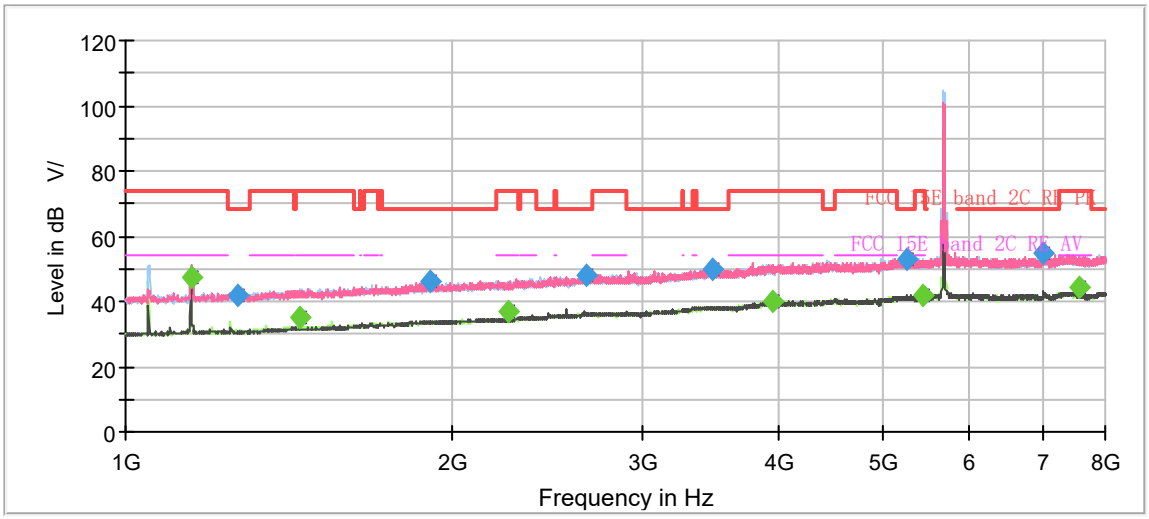

Note: The signal beyond the limit is carrier.

Radiates Emission from 1GHz to 8GHz

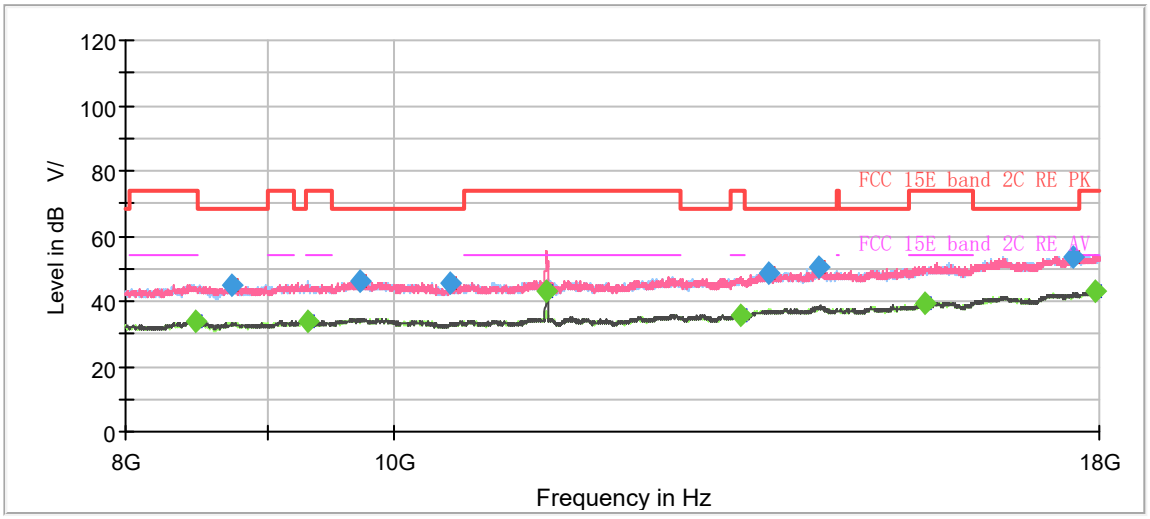

Radiates Emission from 8GHz to 18GHz

This report shall not be reproduced except in full, without the written approval of TA Technology (Shanghai) Co., Ltd.

Frequency (MHz)	MaxPeak (dB μ V/m)	Average (dB μ V/m)	Limit (dB μ V/m)	Margin (dB)	Meas. Time (ms)	Height (cm)	Pol	Azimuth (deg)	Corr. (dB/m)
1149.625000	---	47.45	54.00	6.55	500.0	200.0	V	239.0	-8.1
1271.250000	42.06	---	68.20	26.14	500.0	100.0	H	0.0	-7.3
1448.875000	---	35.20	54.00	18.80	500.0	100.0	H	220.0	-6.2
1912.625000	46.14	---	68.20	22.06	500.0	200.0	V	154.0	-3.9
2249.500000	---	37.03	54.00	16.97	500.0	200.0	H	354.0	-2.4
2663.375000	48.24	---	68.20	19.96	500.0	100.0	H	0.0	-0.3
3481.500000	49.88	---	68.20	18.32	500.0	100.0	V	162.0	2.5
3948.750000	---	39.84	54.00	14.16	500.0	200.0	V	318.0	4.4
5262.125000	53.22	---	68.20	14.98	500.0	200.0	V	294.0	7.4
5424.875000	---	41.56	54.00	12.44	500.0	100.0	H	305.0	7.5
7018.250000	54.51	---	68.20	13.69	500.0	200.0	H	20.0	8.9
7573.875000	---	44.17	54.00	9.83	500.0	200.0	V	318.0	8.8

Remark: 1. Correction Factor = Antenna factor + Insertion loss (cable loss + amplifier gain)
2. Margin = Limit –MAX Peak/ Average

This report shall not be reproduced except in full, without the written approval of TA Technology (Shanghai) Co., Ltd.

802.11n (HT20) CH140

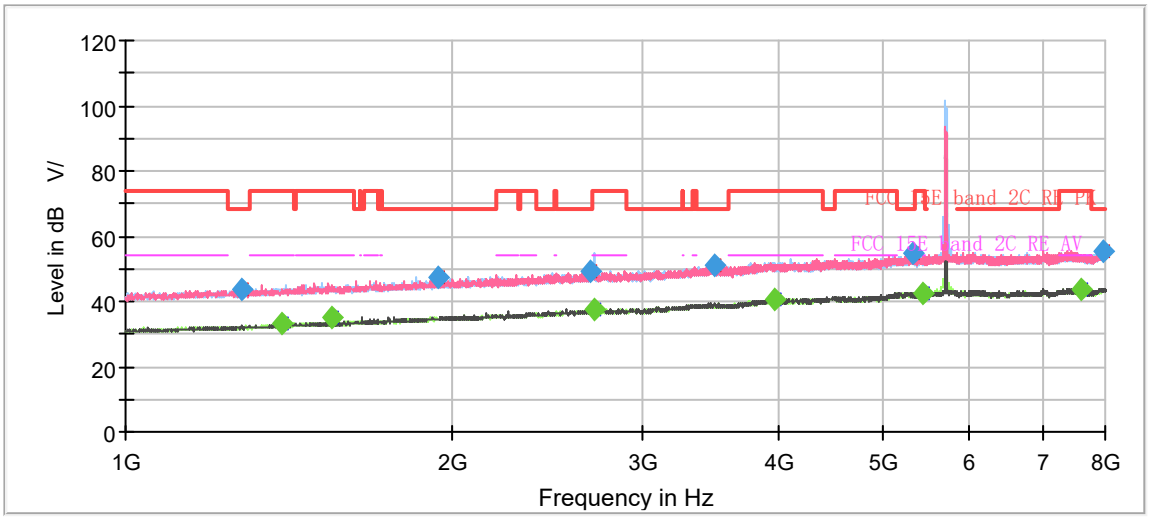

Note: The signal beyond the limit is carrier.

Radiates Emission from 1GHz to 8GHz

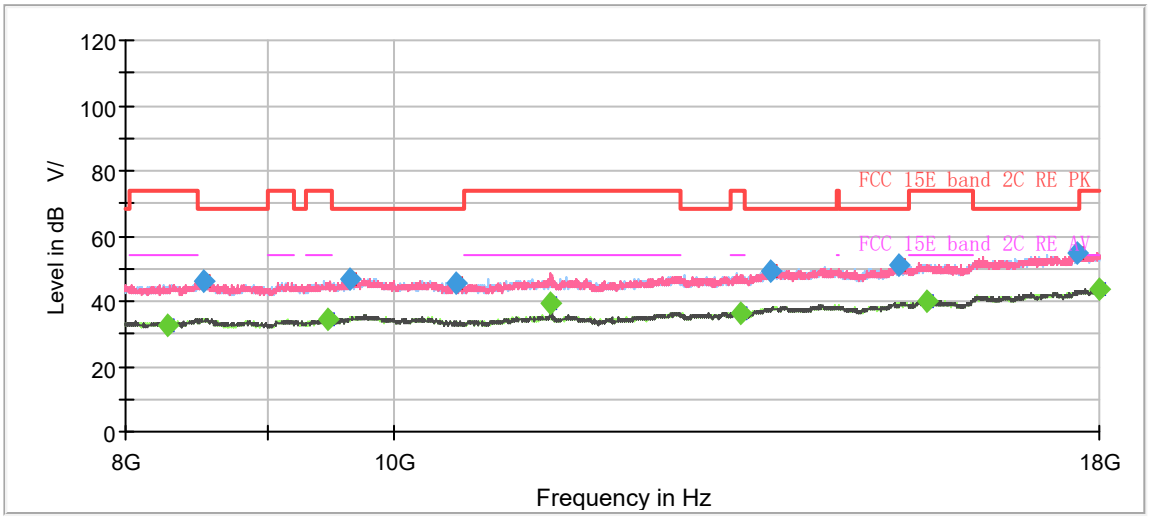

Radiates Emission from 8GHz to 18GHz

This report shall not be reproduced except in full, without the written approval of TA Technology (Shanghai) Co., Ltd.

Frequency (MHz)	MaxPeak (dB μ V/m)	Average (dB μ V/m)	Limit (dB μ V/m)	Margin (dB)	Meas. Time (ms)	Height (cm)	Pol	Azimuth (deg)	Corr. (dB/m)
1277.375000	43.79	---	68.20	24.41	500.0	100.0	V	92.0	-7.3
1392.875000	---	33.01	54.00	20.99	500.0	100.0	H	194.0	-6.5
1549.500000	---	35.10	54.00	18.90	500.0	200.0	H	172.0	-5.7
1944.125000	47.28	---	68.20	20.92	500.0	100.0	H	224.0	-3.7
2681.750000	49.01	---	68.20	19.19	500.0	200.0	V	344.0	-0.2
2702.750000	---	37.60	54.00	16.40	500.0	100.0	H	0.0	-0.1
3484.125000	50.84	---	68.20	17.36	500.0	100.0	H	295.0	2.5
3965.375000	---	40.61	54.00	13.39	500.0	200.0	H	18.0	4.5
5315.500000	54.52	---	68.20	13.68	500.0	200.0	H	225.0	7.5
5425.750000	---	42.50	54.00	11.50	500.0	200.0	H	3.0	7.5
7600.125000	---	43.93	54.00	10.07	500.0	200.0	V	14.0	8.8
7961.500000	55.36	---	68.20	12.84	500.0	100.0	V	170.0	9.1

Remark: 1. Correction Factor = Antenna factor + Insertion loss (cable loss + amplifier gain)
2. Margin = Limit –MAX Peak/ Average

This report shall not be reproduced except in full, without the written approval of TA Technology (Shanghai) Co., Ltd.

802.11n (HT20) CH149

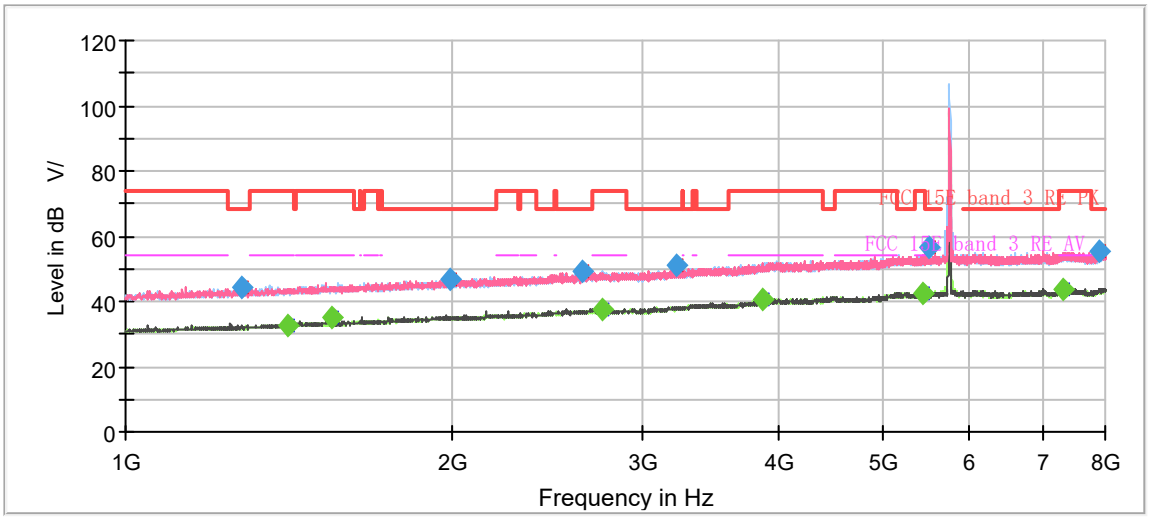

Note: The signal beyond the limit is carrier.

Radiates Emission from 1GHz to 8GHz

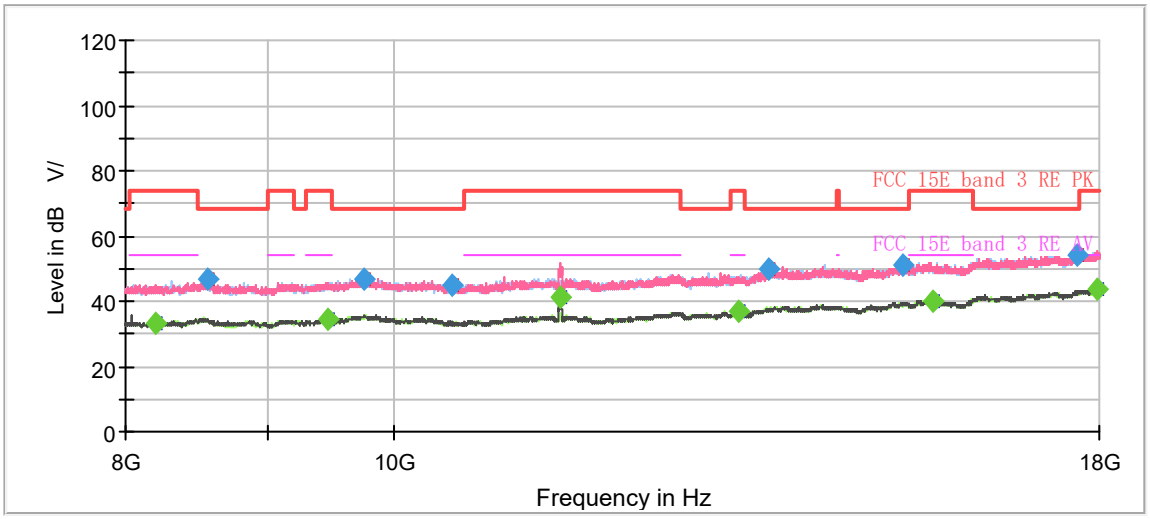

Radiates Emission from 8GHz to 18GHz

This report shall not be reproduced except in full, without the written approval of TA Technology (Shanghai) Co., Ltd.

Frequency (MHz)	MaxPeak (dB μ V/m)	Average (dB μ V/m)	Limit (dB μ V/m)	Margin (dB)	Meas. Time (ms)	Height (cm)	Pol	Azimuth (deg)	Corr. (dB/m)
1279.125000	44.26	---	68.20	23.94	500.0	100.0	V	346.0	-7.3
1413.000000	---	32.89	54.00	21.11	500.0	200.0	V	306.0	-6.4
1549.500000	---	35.15	54.00	18.85	500.0	100.0	V	336.0	-5.7
1988.750000	46.83	---	68.20	21.37	500.0	100.0	V	336.0	-3.5
2640.625000	49.09	---	68.20	19.11	500.0	200.0	H	211.0	-0.5
2748.250000	---	37.47	54.00	16.53	500.0	200.0	V	295.0	-0.1
3217.250000	50.93	---	68.20	17.27	500.0	200.0	H	145.0	1.4
3869.125000	---	40.66	54.00	13.34	500.0	100.0	V	229.0	4.1
5425.750000	---	42.65	54.00	11.35	500.0	100.0	H	221.0	7.5
5496.625000	56.66	---	68.20	11.54	500.0	200.0	H	130.0	7.8
7321.875000	---	43.87	54.00	10.13	500.0	200.0	V	230.0	9.3
7893.250000	55.50	---	68.20	12.70	500.0	100.0	V	249.0	9.0

Remark: 1. Correction Factor = Antenna factor + Insertion loss (cable loss + amplifier gain)
2. Margin = Limit –MAX Peak/ Average

This report shall not be reproduced except in full, without the written approval of TA Technology (Shanghai) Co., Ltd.

802.11n (HT20) CH157

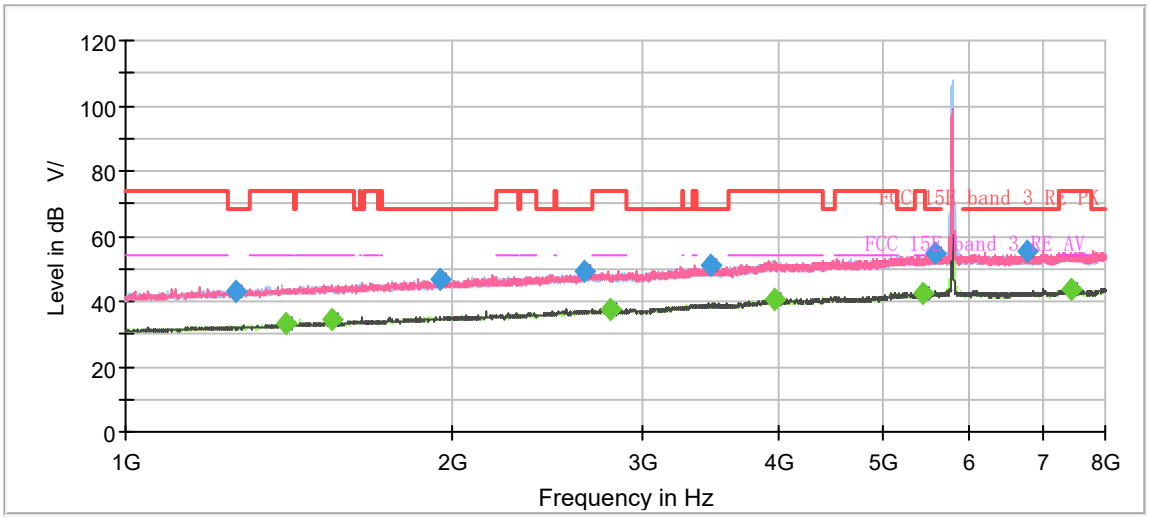

Note: The signal beyond the limit is carrier.

Radiates Emission from 1GHz to 8GHz

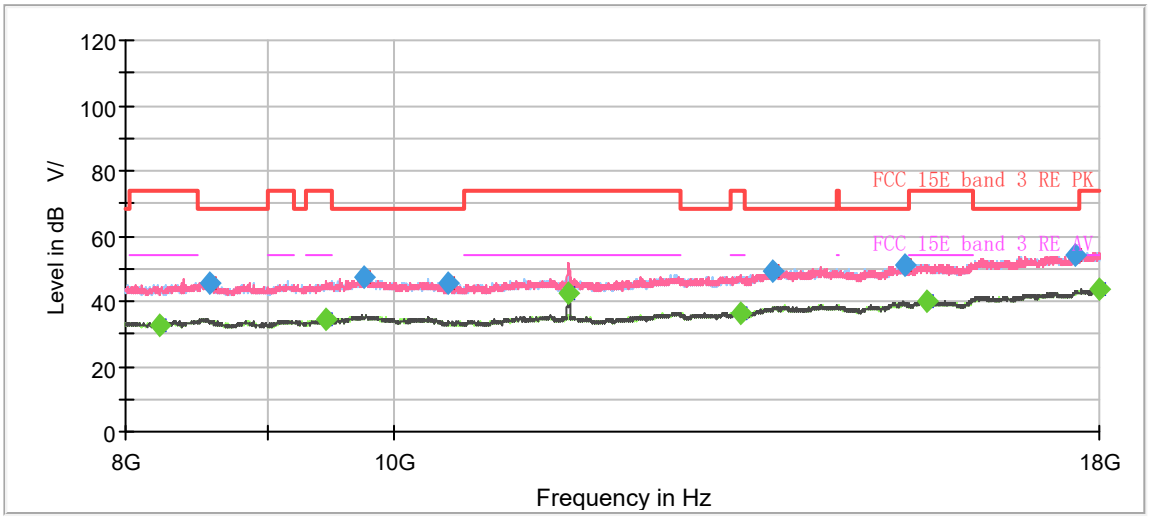

Radiates Emission from 8GHz to 18GHz

This report shall not be reproduced except in full, without the written approval of TA Technology (Shanghai) Co., Ltd.

Frequency (MHz)	MaxPeak (dB μ V/m)	Average (dB μ V/m)	Limit (dB μ V/m)	Margin (dB)	Meas. Time (ms)	Height (cm)	Pol	Azimuth (deg)	Corr. (dB/m)
1261.625000	43.34	---	68.20	24.86	500.0	200.0	V	0.0	-7.4
1402.500000	---	33.23	54.00	20.77	500.0	200.0	V	285.0	-6.5
1549.500000	---	34.67	54.00	19.33	500.0	100.0	V	297.0	-5.7
1945.875000	46.58	---	68.20	21.62	500.0	100.0	V	0.0	-3.7
2648.500000	48.96	---	68.20	19.24	500.0	200.0	V	152.0	-0.4
2792.875000	---	37.37	54.00	16.63	500.0	100.0	H	152.0	0.0
3463.125000	50.89	---	68.20	17.31	500.0	200.0	V	1.0	2.4
3968.875000	---	40.59	54.00	13.41	500.0	200.0	V	92.0	4.5
5428.375000	---	42.49	54.00	11.51	500.0	100.0	H	44.0	7.5
5565.750000	54.62	---	68.20	13.58	500.0	100.0	V	233.0	7.9
6791.625000	55.49	---	68.20	12.71	500.0	100.0	V	0.0	8.7
7429.500000	---	43.65	54.00	10.35	500.0	200.0	V	10.0	9.2

Remark: 1. Correction Factor = Antenna factor + Insertion loss (cable loss + amplifier gain)
2. Margin = Limit –MAX Peak/ Average

This report shall not be reproduced except in full, without the written approval of TA Technology (Shanghai) Co., Ltd.

802.11n (HT20) CH165

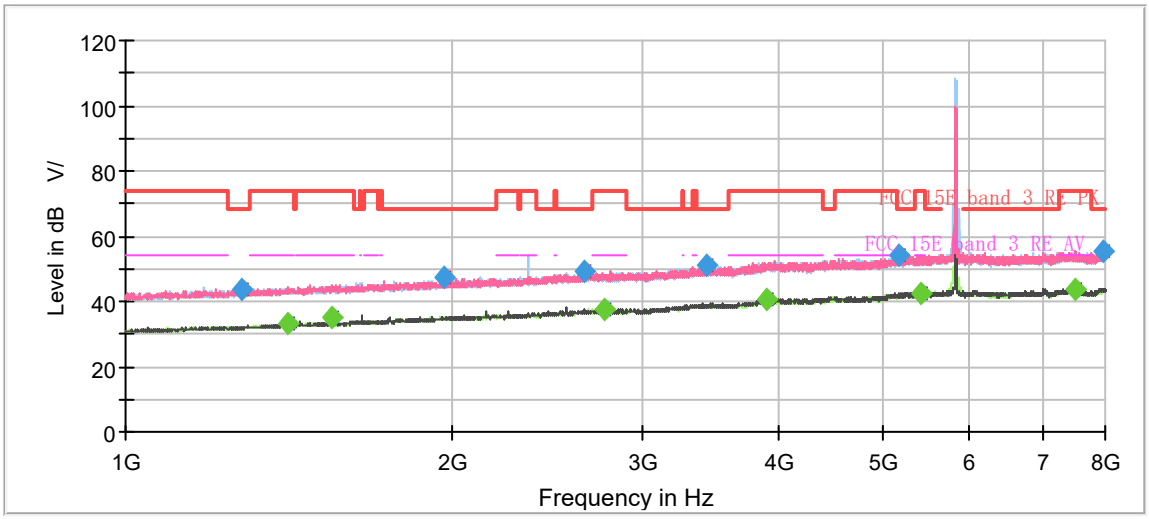

Note: The signal beyond the limit is carrier.

Radiates Emission from 1GHz to 8GHz

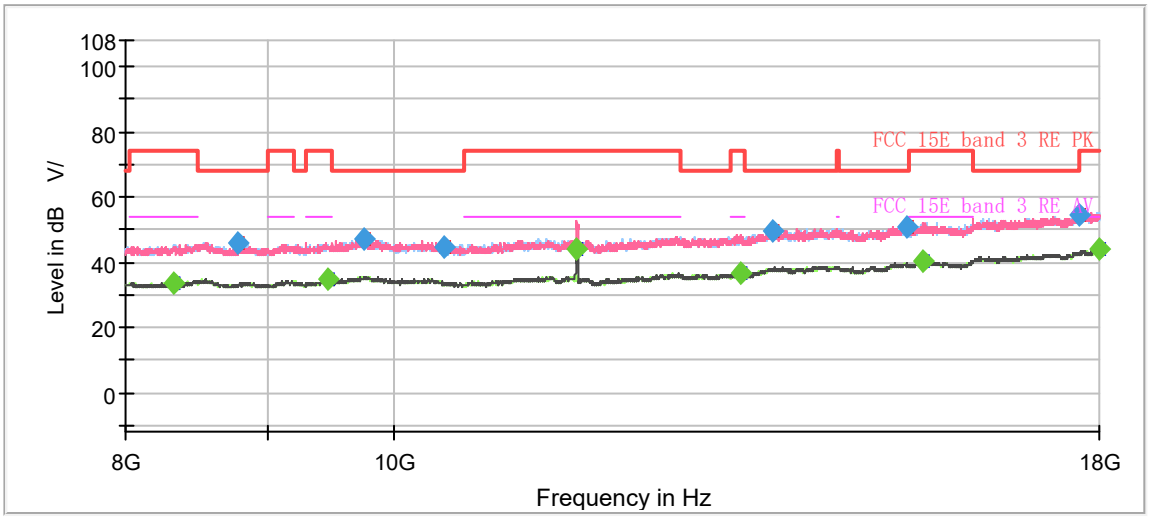

Radiates Emission from 8GHz to 18GHz

This report shall not be reproduced except in full, without the written approval of TA Technology (Shanghai) Co., Ltd.

Frequency (MHz)	MaxPeak (dB μ V/m)	Average (dB μ V/m)	Limit (dB μ V/m)	Margin (dB)	Meas. Time (ms)	Height (cm)	Pol	Azimuth (deg)	Corr. (dB/m)
1280.875000	43.74	---	68.20	24.46	500.0	200.0	H	222.0	-7.3
1413.000000	---	33.13	54.00	20.87	500.0	200.0	V	164.0	-6.4
1549.500000	---	35.38	54.00	18.62	500.0	100.0	V	298.0	-5.7
1968.625000	47.11	---	68.20	21.09	500.0	200.0	V	164.0	-3.6
2647.625000	49.13	---	68.20	19.07	500.0	100.0	V	209.0	-0.4
2766.625000	---	37.56	54.00	16.44	500.0	200.0	V	207.0	-0.1
3427.250000	50.96	---	68.20	17.24	500.0	100.0	V	209.0	2.3
3903.250000	---	40.52	54.00	13.48	500.0	100.0	H	227.0	4.3
5154.500000	54.31	---	68.20	13.89	500.0	200.0	V	3.0	7.1
5414.375000	---	42.46	54.00	11.54	500.0	200.0	V	81.0	7.5
7506.500000	---	43.67	54.00	10.33	500.0	200.0	V	198.0	8.9
7980.750000	55.39	---	68.20	12.81	500.0	200.0	V	286.0	9.1

Remark: 1. Correction Factor = Antenna factor + Insertion loss (cable loss + amplifier gain)
2. Margin = Limit –MAX Peak/ Average

This report shall not be reproduced except in full, without the written approval of TA Technology (Shanghai) Co., Ltd.

802.11n (HT40) CH38

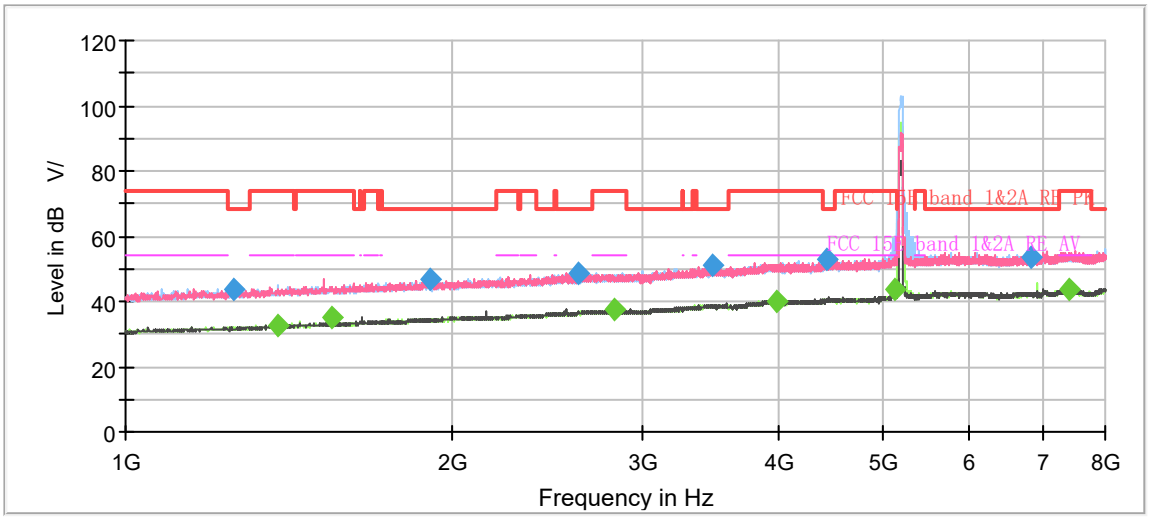

Note: The signal beyond the limit is carrier.

Radiates Emission from 1GHz to 8GHz

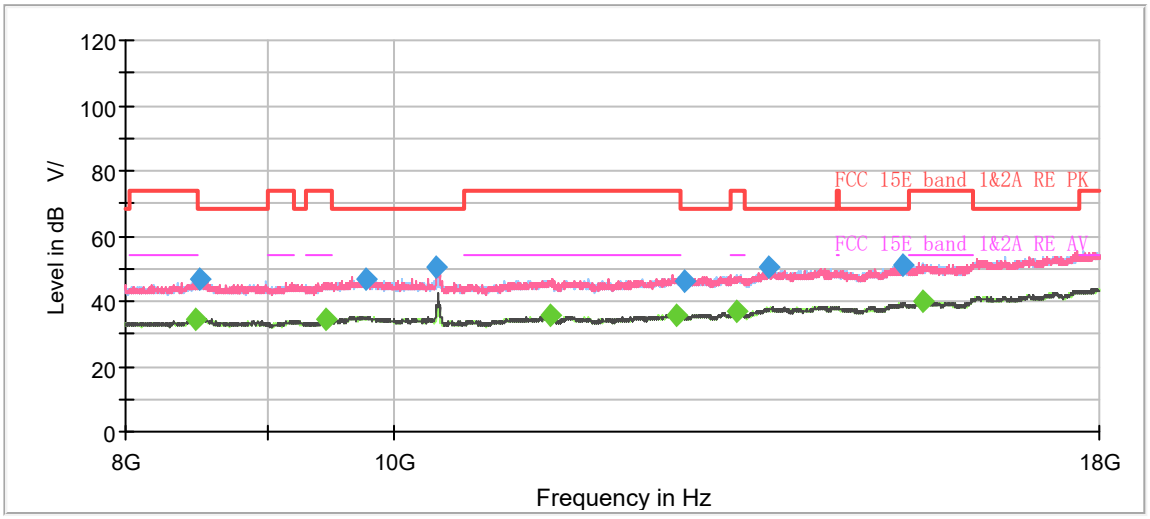

Radiates Emission from 8GHz to 18GHz

This report shall not be reproduced except in full, without the written approval of TA Technology (Shanghai) Co., Ltd.

Frequency (MHz)	MaxPeak (dB μ V/m)	Average (dB μ V/m)	Limit (dB μ V/m)	Margin (dB)	Meas. Time (ms)	Height (cm)	Pol	Azimuth (deg)	Corr. (dB/m)
1255.500000	43.81	---	68.20	24.39	500.0	100.0	V	0.0	-7.4
1378.875000	---	32.75	54.00	21.25	500.0	100.0	V	257.0	-6.6
1549.500000	---	34.77	54.00	19.23	500.0	200.0	H	220.0	-5.7
1911.750000	47.05	---	68.20	21.15	500.0	100.0	H	356.0	-3.9
2613.500000	48.62	---	68.20	19.58	500.0	200.0	V	91.0	-0.6
2819.125000	---	37.26	54.00	16.74	500.0	100.0	V	329.0	0.1
3482.375000	51.11	---	68.20	17.09	500.0	200.0	V	146.0	2.5
3981.125000	---	40.28	54.00	13.72	500.0	200.0	V	141.0	4.5
4436.125000	52.72	---	68.20	15.48	500.0	200.0	V	122.0	5.3
5123.875000	---	43.90	54.00	10.10	500.0	100.0	H	17.0	7.0
6833.625000	53.46	---	68.20	14.74	500.0	100.0	V	233.0	8.7
7395.375000	---	43.64	54.00	10.36	500.0	100.0	V	315.0	9.3

Remark: 1. Correction Factor = Antenna factor + Insertion loss (cable loss + amplifier gain)
2. Margin = Limit –MAX Peak/ Average

This report shall not be reproduced except in full, without the written approval of TA Technology (Shanghai) Co., Ltd.

802.11n (HT40) CH46

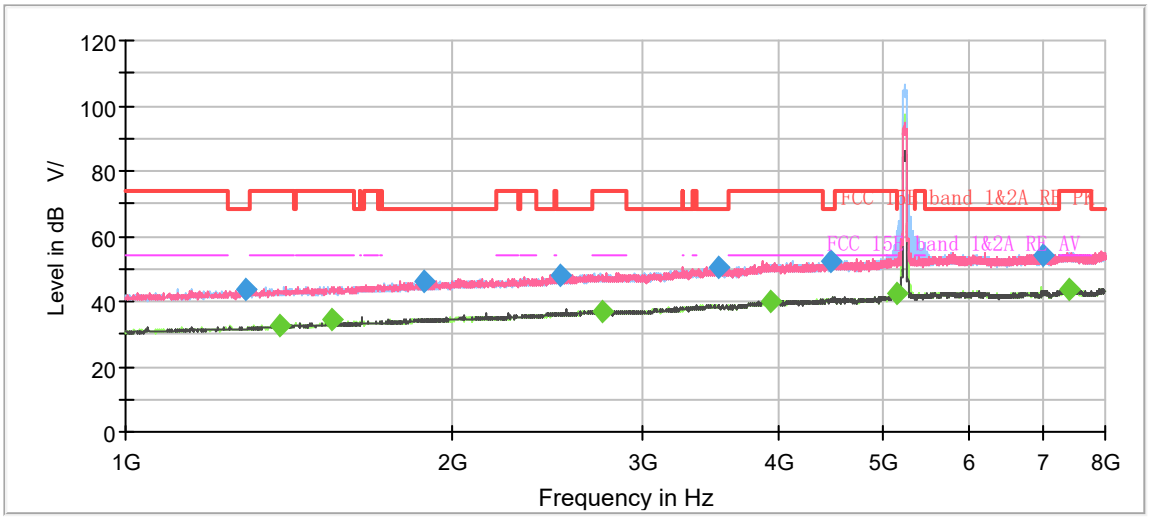

Note: The signal beyond the limit is carrier.

Radiates Emission from 1GHz to 8GHz

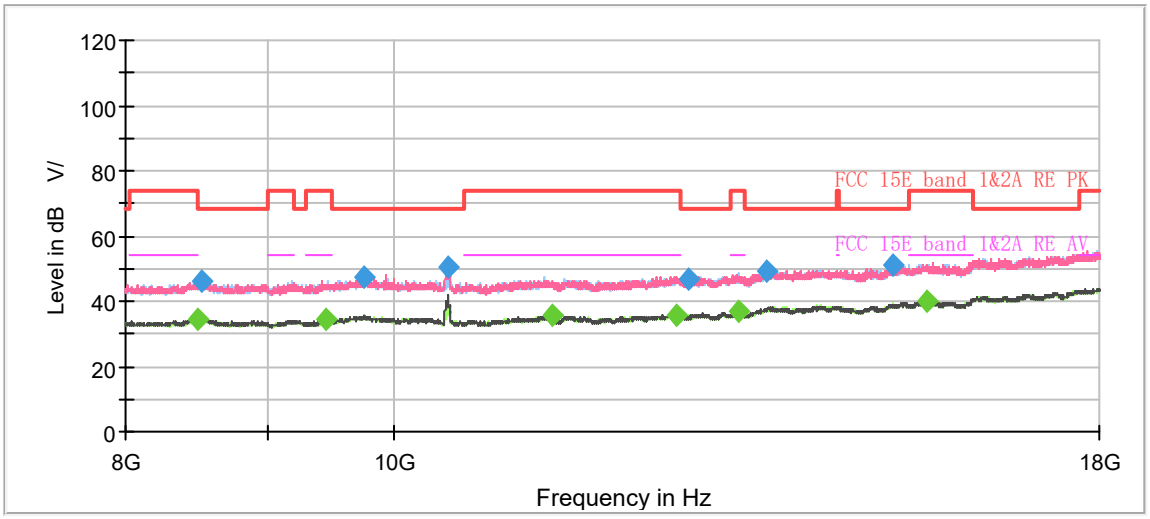

Radiates Emission from 8GHz to 18GHz

This report shall not be reproduced except in full, without the written approval of TA Technology (Shanghai) Co., Ltd.

Frequency (MHz)	MaxPeak (dB μ V/m)	Average (dB μ V/m)	Limit (dB μ V/m)	Margin (dB)	Meas. Time (ms)	Height (cm)	Pol	Azimuth (deg)	Corr. (dB/m)
1289.625000	43.39	---	68.20	24.81	500.0	100.0	V	172.0	-7.2
1390.250000	---	32.69	54.00	21.31	500.0	100.0	V	85.0	-6.6
1549.500000	---	34.64	54.00	19.36	500.0	100.0	V	358.0	-5.7
1884.625000	46.22	---	68.20	21.98	500.0	100.0	V	329.0	-4.0
2512.000000	48.24	---	68.20	19.96	500.0	100.0	V	129.0	-1.1
2752.625000	---	37.02	54.00	16.98	500.0	100.0	H	21.0	-0.1
3522.625000	50.41	---	68.20	17.79	500.0	100.0	V	343.0	2.6
3933.875000	---	40.15	54.00	13.85	500.0	200.0	H	186.0	4.4
4473.750000	52.13	---	68.20	16.07	500.0	100.0	H	156.0	5.4
5149.250000	---	42.62	54.00	11.38	500.0	100.0	H	16.0	7.1
7008.625000	54.33	---	68.20	13.87	500.0	200.0	H	261.0	8.9
7397.125000	---	43.81	54.00	10.19	500.0	200.0	V	246.0	9.3

Remark: 1. Correction Factor = Antenna factor + Insertion loss (cable loss + amplifier gain)
2. Margin = Limit –MAX Peak/ Average

This report shall not be reproduced except in full, without the written approval of TA Technology (Shanghai) Co., Ltd.

802.11n (HT40) CH54

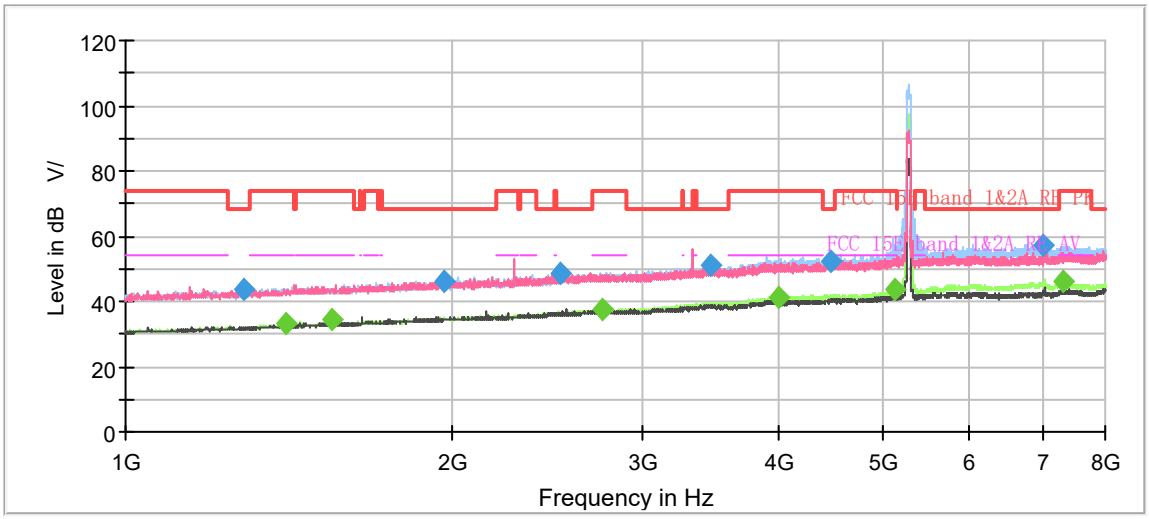

Note: The signal beyond the limit is carrier.

Radiates Emission from 1GHz to 8GHz

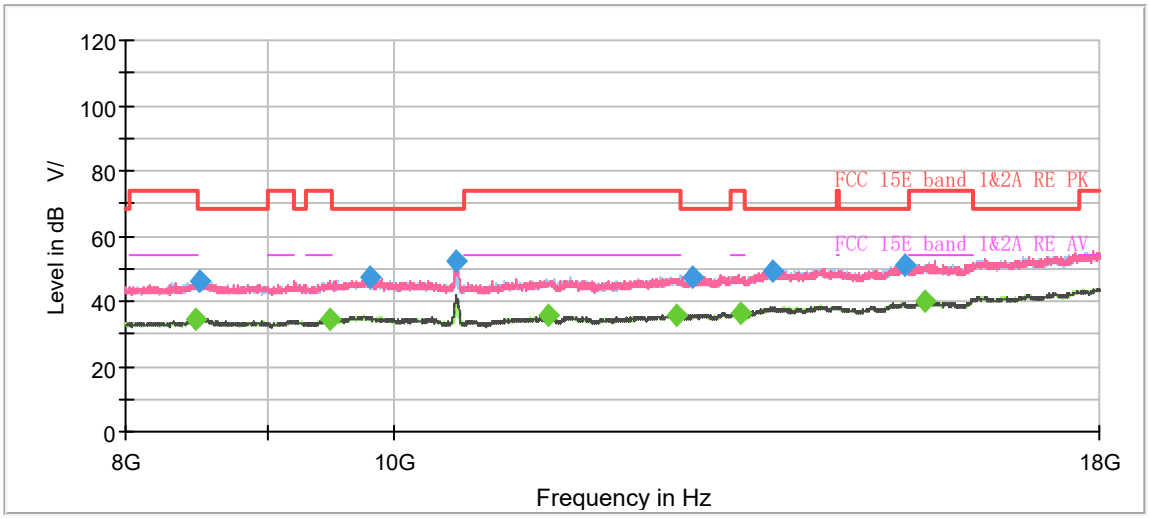

Radiates Emission from 8GHz to 18GHz

This report shall not be reproduced except in full, without the written approval of TA Technology (Shanghai) Co., Ltd.

Frequency (MHz)	MaxPeak (dB μ V/m)	Average (dB μ V/m)	Limit (dB μ V/m)	Margin (dB)	Meas. Time (ms)	Height (cm)	Pol	Azimuth (deg)	Corr. (dB/m)
1287.875000	43.90	---	68.20	24.30	500.0	200.0	H	69.0	-7.2
1402.500000	---	32.95	54.00	21.05	500.0	100.0	V	0.0	-6.5
1549.500000	---	34.60	54.00	19.40	500.0	200.0	V	263.0	-5.7
1965.125000	46.16	---	68.20	22.04	500.0	100.0	V	65.0	-3.6
2513.750000	48.65	---	68.20	19.55	500.0	100.0	V	41.0	-1.1
2750.875000	---	37.29	54.00	16.71	500.0	100.0	H	164.0	-0.1
3461.375000	50.89	---	68.20	17.31	500.0	100.0	H	278.0	2.4
3996.000000	---	41.14	54.00	12.86	500.0	100.0	H	225.0	4.5
4465.875000	52.50	---	68.20	15.70	500.0	100.0	H	293.0	5.4
5121.250000	---	43.41	54.00	10.59	500.0	100.0	H	126.0	7.0
7013.000000	57.36	---	68.20	10.84	500.0	100.0	H	322.0	8.9
7321.000000	---	46.00	54.00	8.00	500.0	100.0	H	169.0	9.3

Remark: 1. Correction Factor = Antenna factor + Insertion loss (cable loss + amplifier gain)
2. Margin = Limit –MAX Peak/ Average

This report shall not be reproduced except in full, without the written approval of TA Technology (Shanghai) Co., Ltd.

802.11n (HT40) CH62

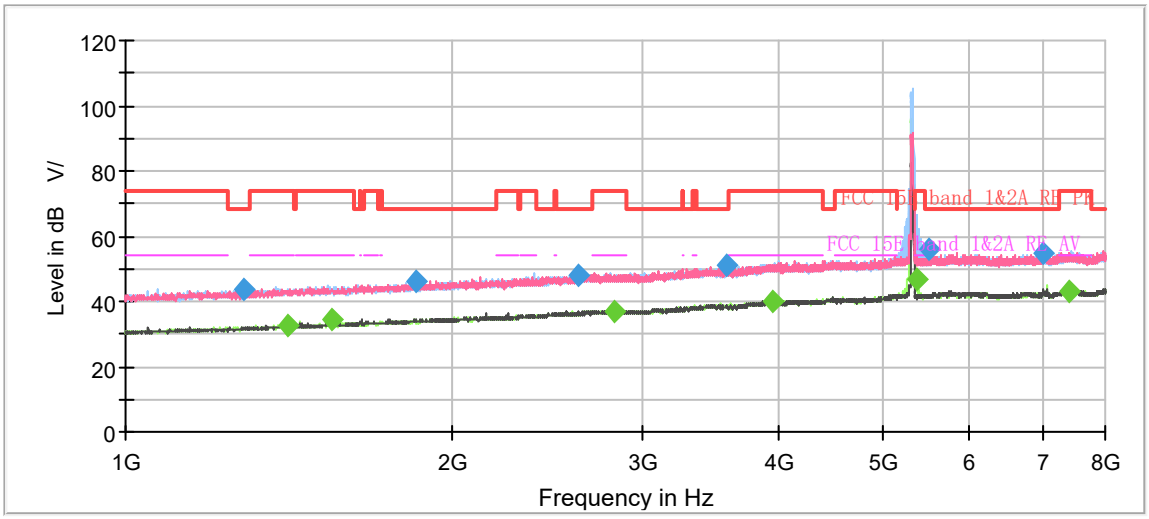

Note: The signal beyond the limit is carrier.

Radiates Emission from 1GHz to 8GHz

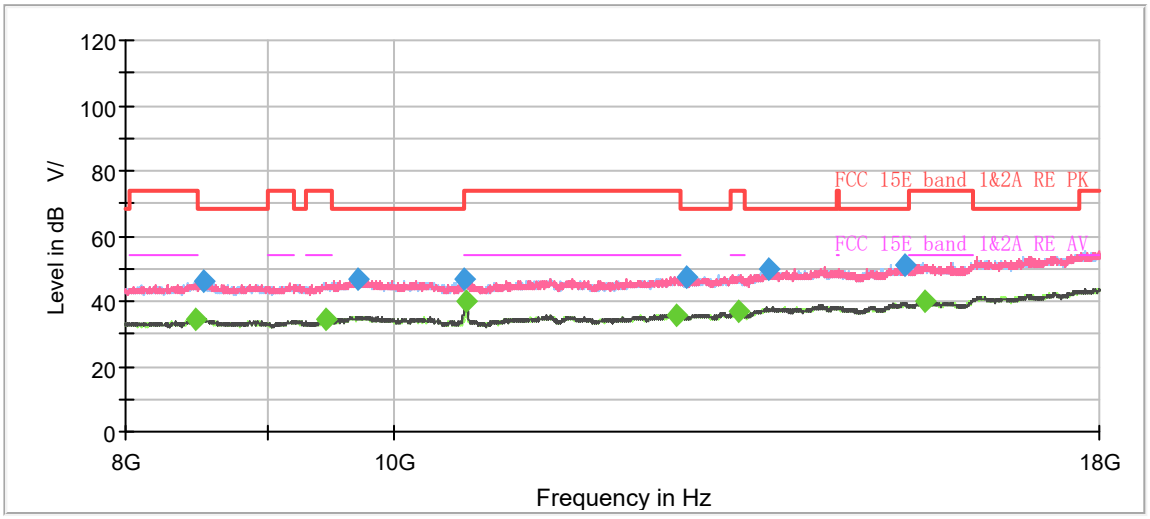

Radiates Emission from 8GHz to 18GHz

This report shall not be reproduced except in full, without the written approval of TA Technology (Shanghai) Co., Ltd.

Frequency (MHz)	MaxPeak (dB μ V/m)	Average (dB μ V/m)	Limit (dB μ V/m)	Margin (dB)	Meas. Time (ms)	Height (cm)	Pol	Azimuth (deg)	Corr. (dB/m)
1286.125000	43.49	---	68.20	24.71	500.0	200.0	V	312.0	-7.2
1413.875000	---	32.59	54.00	21.41	500.0	100.0	H	190.0	-6.4
1549.500000	---	34.38	54.00	19.62	500.0	100.0	V	300.0	-5.7
1848.750000	46.40	---	68.20	21.80	500.0	100.0	H	118.0	-4.1
2612.625000	48.27	---	68.20	19.93	500.0	200.0	V	0.0	-0.6
2823.500000	---	37.04	54.00	16.96	500.0	100.0	V	0.0	0.1
3587.375000	50.98	---	68.20	17.22	500.0	200.0	V	52.0	2.7
3942.625000	---	40.24	54.00	13.76	500.0	200.0	H	325.0	4.4
5359.250000	---	46.59	54.00	7.41	500.0	100.0	H	342.0	7.4
5497.500000	55.71	---	68.20	12.49	500.0	100.0	H	20.0	7.8
7001.625000	54.64	---	68.20	13.56	500.0	200.0	V	279.0	8.9
7405.875000	---	43.37	54.00	10.63	500.0	100.0	V	4.0	9.3

Remark: 1. Correction Factor = Antenna factor + Insertion loss (cable loss + amplifier gain)
2. Margin = Limit –MAX Peak/ Average

This report shall not be reproduced except in full, without the written approval of TA Technology (Shanghai) Co., Ltd.

802.11n (HT40) CH102

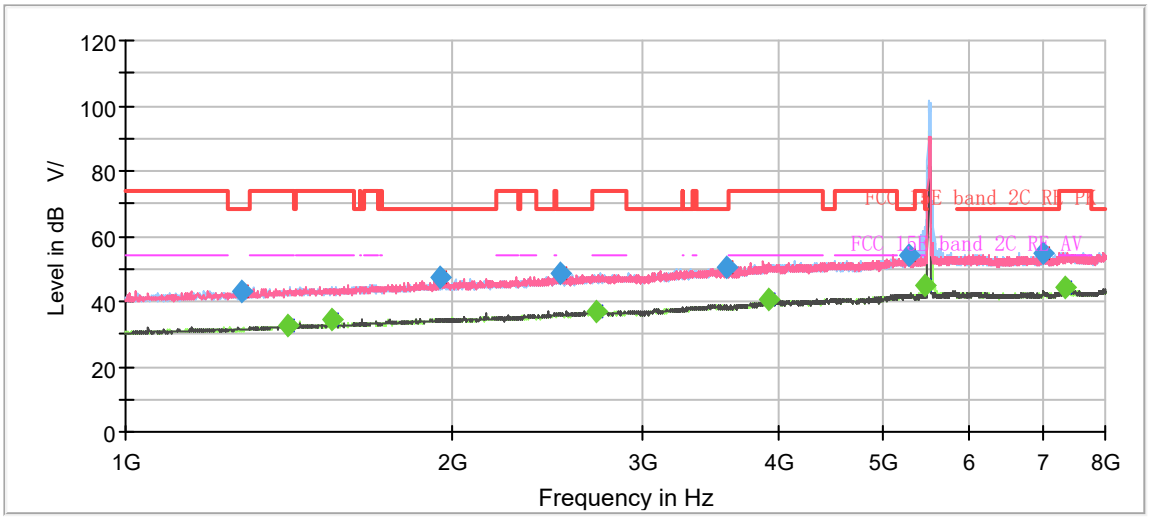

Note: The signal beyond the limit is carrier.

Radiates Emission from 1GHz to 8GHz

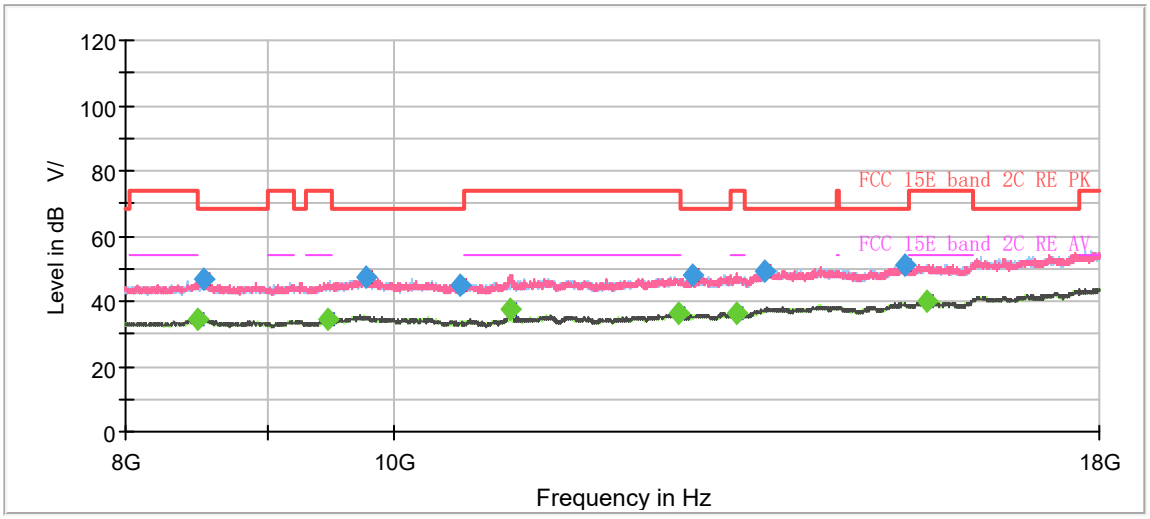

Radiates Emission from 8GHz to 18GHz

This report shall not be reproduced except in full, without the written approval of TA Technology (Shanghai) Co., Ltd.

Frequency (MHz)	MaxPeak (dB μ V/m)	Average (dB μ V/m)	Limit (dB μ V/m)	Margin (dB)	Meas. Time (ms)	Height (cm)	Pol	Azimuth (deg)	Corr. (dB/m)
1277.375000	42.88	---	68.20	25.32	500.0	100.0	H	99.0	-7.3
1411.250000	---	32.39	54.00	21.61	500.0	100.0	H	139.0	-6.4
1549.500000	---	34.44	54.00	19.56	500.0	100.0	V	291.0	-5.7
1951.125000	47.54	---	68.20	20.66	500.0	200.0	H	262.0	-3.7
2519.000000	48.31	---	68.20	19.89	500.0	200.0	V	59.0	-1.1
2716.750000	---	36.94	54.00	17.06	500.0	100.0	H	26.0	-0.1
3578.625000	50.65	---	68.20	17.55	500.0	100.0	H	75.0	2.6
3913.750000	---	40.36	54.00	13.64	500.0	100.0	V	94.0	4.3
5270.875000	54.09	---	68.20	14.11	500.0	200.0	H	0.0	7.5
5458.125000	---	44.63	54.00	9.37	500.0	100.0	H	11.0	7.6
7001.625000	54.87	---	68.20	13.33	500.0	100.0	H	159.0	8.9
7347.250000	---	44.10	54.00	9.90	500.0	200.0	V	4.0	9.3

Remark: 1. Correction Factor = Antenna factor + Insertion loss (cable loss + amplifier gain)
2. Margin = Limit –MAX Peak/ Average

This report shall not be reproduced except in full, without the written approval of TA Technology (Shanghai) Co., Ltd.

802.11n (HT40) CH110

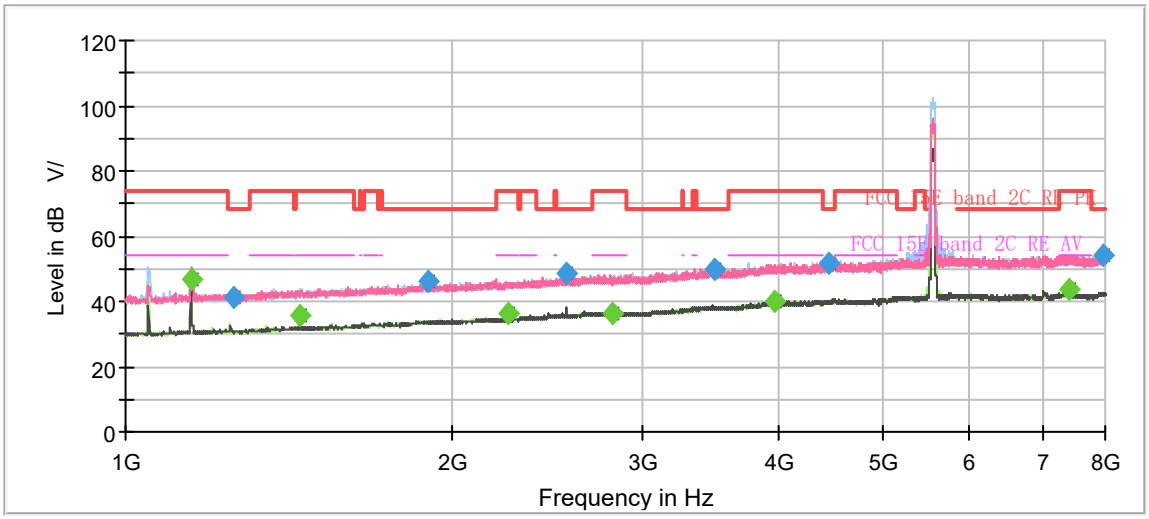

Note: The signal beyond the limit is carrier.

Radiates Emission from 1GHz to 8GHz

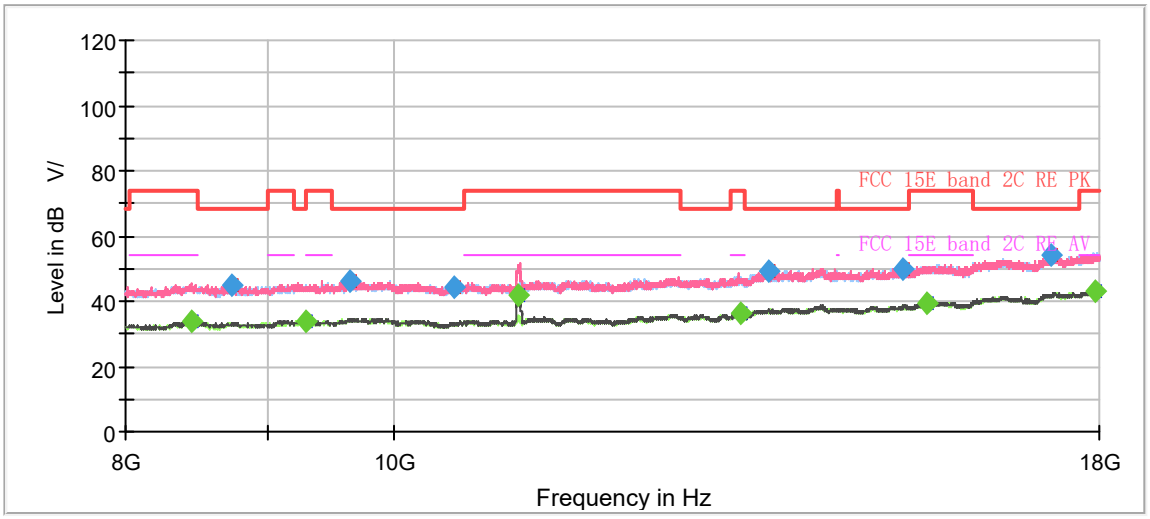

Radiates Emission from 8GHz to 18GHz

This report shall not be reproduced except in full, without the written approval of TA Technology (Shanghai) Co., Ltd.

Frequency (MHz)	MaxPeak (dB μ V/m)	Average (dB μ V/m)	Limit (dB μ V/m)	Margin (dB)	Meas. Time (ms)	Height (cm)	Pol	Azimuth (deg)	Corr. (dB/m)
1149.625000	---	46.88	54.00	7.12	500.0	100.0	H	45.0	-8.1
1258.125000	41.31	---	68.20	26.89	500.0	100.0	H	123.0	-7.4
1449.750000	---	35.41	54.00	18.59	500.0	200.0	H	28.0	-6.2
1903.000000	46.09	---	68.20	22.11	500.0	200.0	V	4.0	-3.9
2249.500000	---	36.50	54.00	17.50	500.0	200.0	H	359.0	-2.4
2549.625000	48.32	---	68.20	19.88	500.0	200.0	V	298.0	-1.0
2814.750000	---	36.04	54.00	17.96	500.0	100.0	H	262.0	0.1
3490.250000	49.90	---	68.20	18.30	500.0	100.0	H	204.0	2.5
3965.375000	---	40.13	54.00	13.87	500.0	100.0	V	144.0	4.5
4454.500000	51.90	---	68.20	16.30	500.0	100.0	H	252.0	5.3
7400.625000	---	43.70	54.00	10.30	500.0	200.0	V	253.0	9.3
7974.625000	54.13	---	68.20	14.07	500.0	100.0	V	26.0	9.1

Remark: 1. Correction Factor = Antenna factor + Insertion loss (cable loss + amplifier gain)
2. Margin = Limit –MAX Peak/ Average

This report shall not be reproduced except in full, without the written approval of TA Technology (Shanghai) Co., Ltd.

802.11n (HT40) CH118

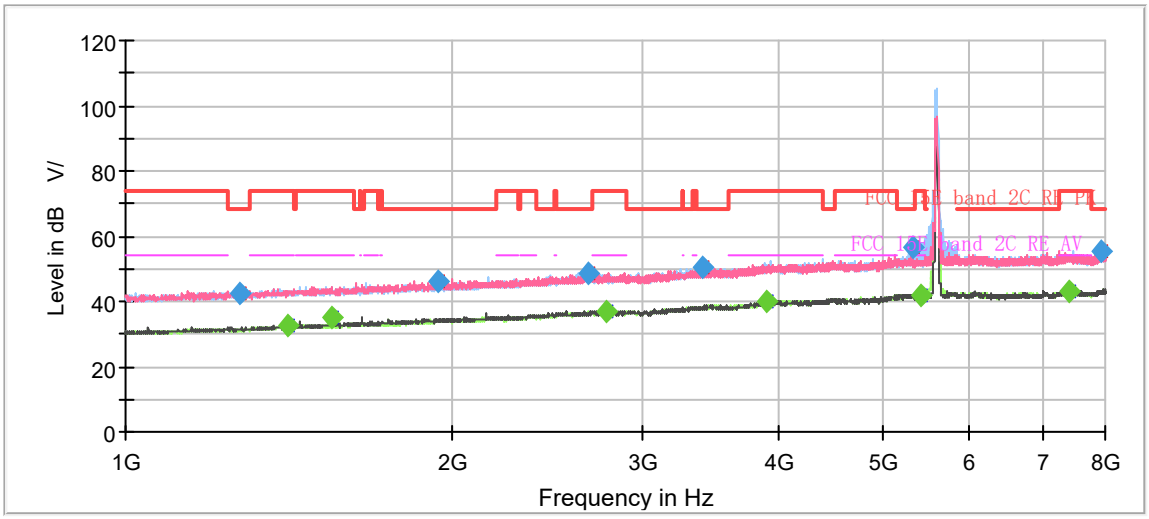

Note: The signal beyond the limit is carrier.

Radiates Emission from 1GHz to 8GHz

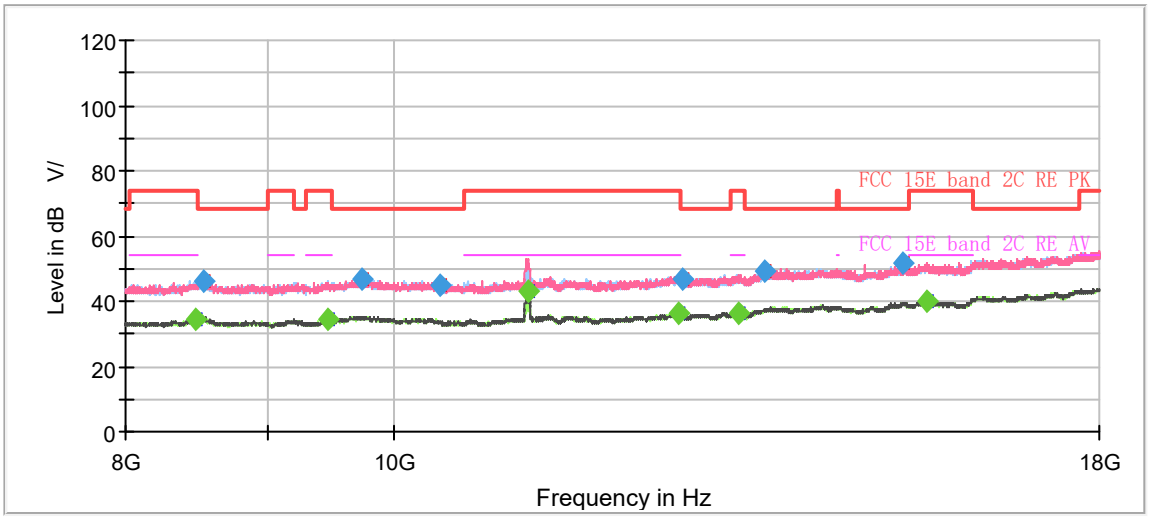

Radiates Emission from 8GHz to 18GHz

This report shall not be reproduced except in full, without the written approval of TA Technology (Shanghai) Co., Ltd.

Frequency (MHz)	MaxPeak (dB μ V/m)	Average (dB μ V/m)	Limit (dB μ V/m)	Margin (dB)	Meas. Time (ms)	Height (cm)	Pol	Azimuth (deg)	Corr. (dB/m)
1273.000000	42.73	---	68.20	25.47	500.0	100.0	V	294.0	-7.3
1411.250000	---	32.66	54.00	21.34	500.0	100.0	H	62.0	-6.4
1549.500000	---	34.93	54.00	19.07	500.0	100.0	V	289.0	-5.7
1942.375000	46.15	---	68.20	22.05	500.0	200.0	V	125.0	-3.7
2670.375000	48.56	---	68.20	19.64	500.0	200.0	V	280.0	-0.3
2774.500000	---	37.06	54.00	16.94	500.0	100.0	H	154.0	0.0
3402.750000	50.52	---	68.20	17.68	500.0	100.0	H	125.0	2.2
3904.125000	---	40.20	54.00	13.80	500.0	100.0	H	100.0	4.3
5326.875000	56.37	---	68.20	11.83	500.0	200.0	H	33.0	7.4
5416.125000	---	42.07	54.00	11.93	500.0	100.0	H	335.0	7.5
7409.375000	---	43.22	54.00	10.78	500.0	100.0	V	222.0	9.3
7931.750000	55.30	---	68.20	12.90	500.0	200.0	H	88.0	9.0

Remark: 1. Correction Factor = Antenna factor + Insertion loss (cable loss + amplifier gain)
2. Margin = Limit –MAX Peak/ Average

This report shall not be reproduced except in full, without the written approval of TA Technology (Shanghai) Co., Ltd.

802.11n (HT40) CH134

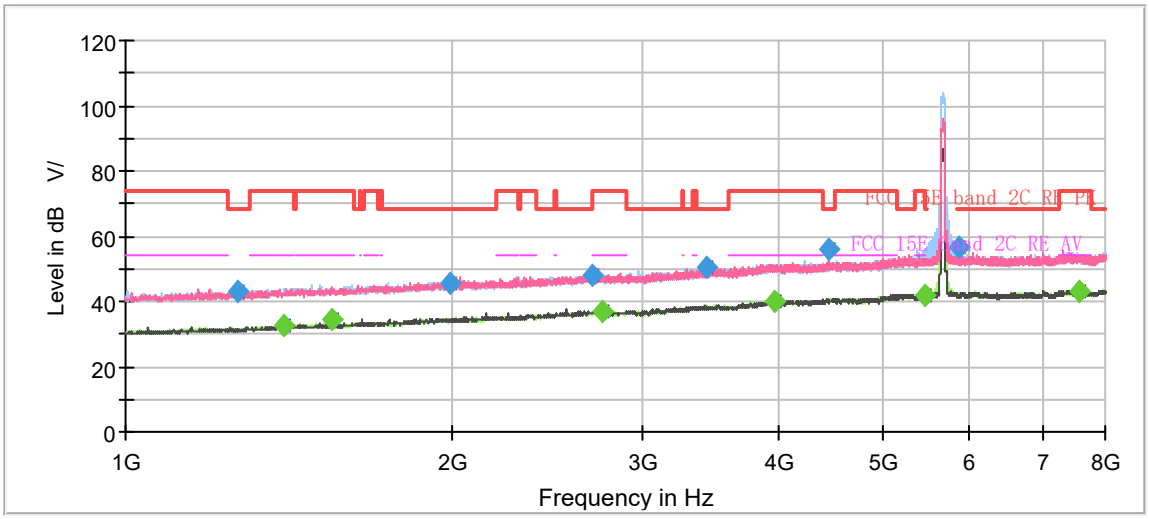

Note: The signal beyond the limit is carrier.

Radiates Emission from 1GHz to 8GHz

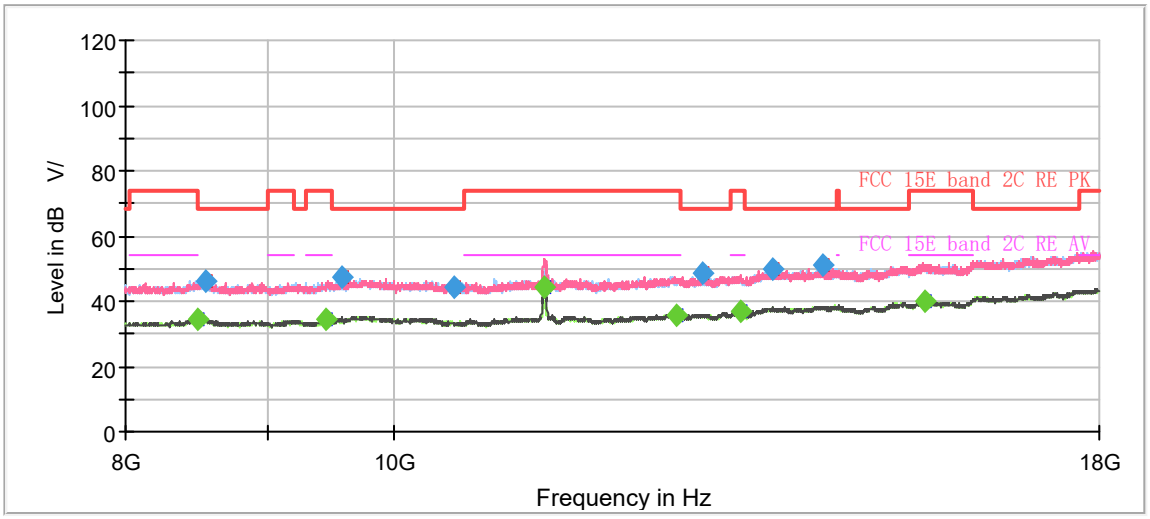

Radiates Emission from 8GHz to 18GHz

This report shall not be reproduced except in full, without the written approval of TA Technology (Shanghai) Co., Ltd.

Frequency (MHz)	MaxPeak (dB μ V/m)	Average (dB μ V/m)	Limit (dB μ V/m)	Margin (dB)	Meas. Time (ms)	Height (cm)	Pol	Azimuth (deg)	Corr. (dB/m)
1267.750000	43.38	---	68.20	24.82	500.0	100.0	H	181.0	-7.4
1401.625000	---	32.60	54.00	21.40	500.0	100.0	H	0.0	-6.5
1549.500000	---	34.38	54.00	19.62	500.0	100.0	V	298.0	-5.7
1994.875000	45.67	---	68.20	22.53	500.0	100.0	H	3.0	-3.5
2687.875000	48.08	---	68.20	20.12	500.0	100.0	H	69.0	-0.2
2750.000000	---	37.03	54.00	16.97	500.0	200.0	V	154.0	-0.1
3436.000000	50.51	---	68.20	17.69	500.0	100.0	H	50.0	2.3
3967.125000	---	40.01	54.00	13.99	500.0	200.0	V	14.0	4.5
4446.625000	56.27	---	68.20	11.93	500.0	200.0	V	227.0	5.3
5458.125000	---	42.13	54.00	11.87	500.0	200.0	H	346.0	7.6
5860.625000	56.66	---	68.20	11.54	500.0	100.0	H	60.0	8.1
7573.000000	---	43.20	54.00	10.80	500.0	200.0	H	300.0	8.8

Remark: 1. Correction Factor = Antenna factor + Insertion loss (cable loss + amplifier gain)
2. Margin = Limit –MAX Peak/ Average

This report shall not be reproduced except in full, without the written approval of TA Technology (Shanghai) Co., Ltd.

802.11n (HT40) CH151

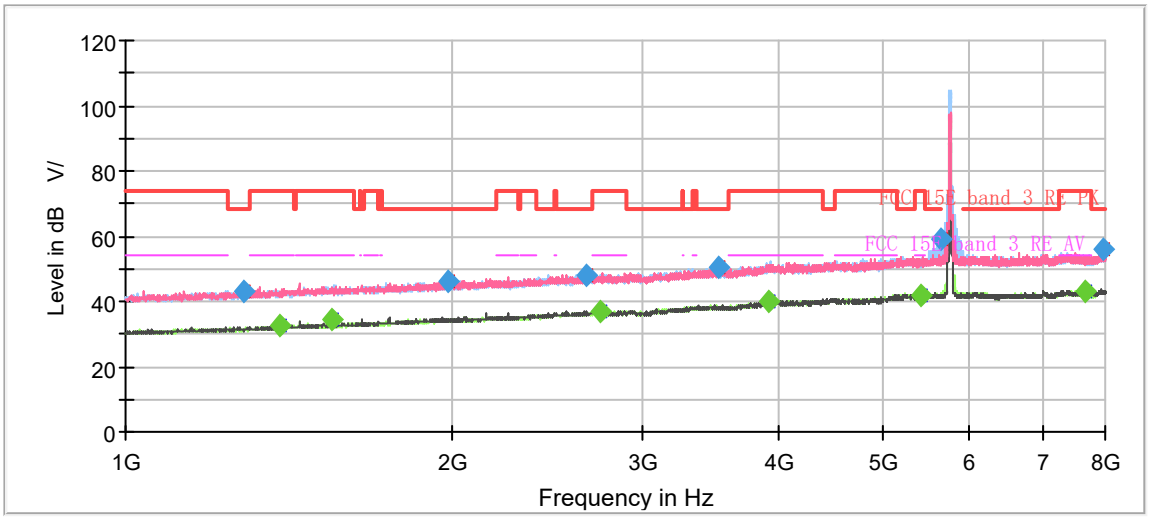

Note: The signal beyond the limit is carrier.

Radiates Emission from 1GHz to 8GHz

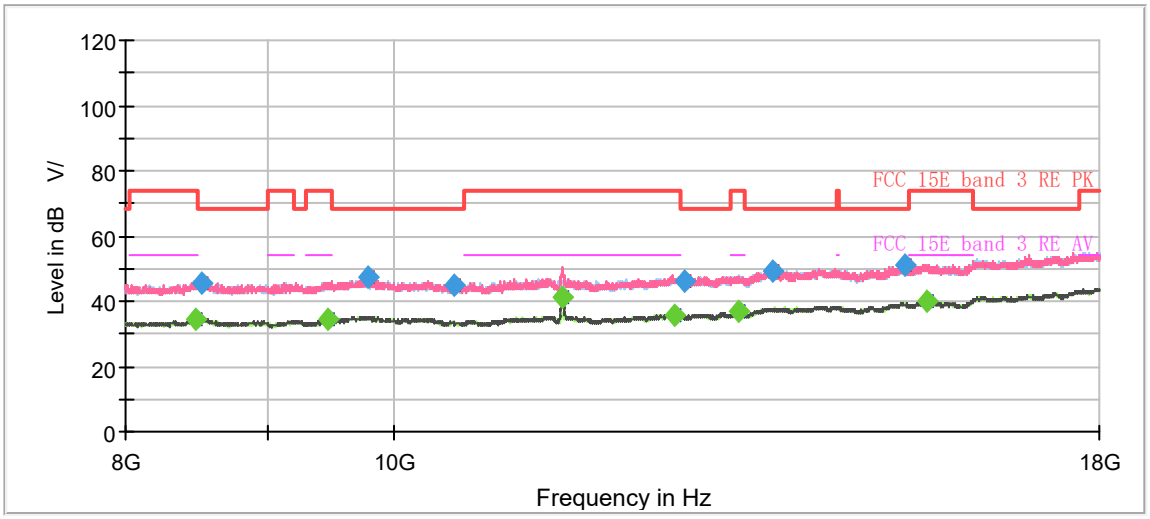

Radiates Emission from 8GHz to 18GHz

This report shall not be reproduced except in full, without the written approval of TA Technology (Shanghai) Co., Ltd.

Frequency (MHz)	MaxPeak (dB μ V/m)	Average (dB μ V/m)	Limit (dB μ V/m)	Margin (dB)	Meas. Time (ms)	Height (cm)	Pol	Azimuth (deg)	Corr. (dB/m)
1283.500000	43.22	---	68.20	24.98	500.0	100.0	H	61.0	-7.3
1388.500000	---	32.56	54.00	21.44	500.0	100.0	H	134.0	-6.6
1549.500000	---	34.22	54.00	19.78	500.0	200.0	V	69.0	-5.7
1979.125000	45.95	---	68.20	22.25	500.0	100.0	V	272.0	-3.5
2654.625000	48.21	---	68.20	19.99	500.0	100.0	V	253.0	-0.4
2736.000000	---	36.73	54.00	17.27	500.0	200.0	V	24.0	-0.1
3526.125000	50.17	---	68.20	18.03	500.0	200.0	V	267.0	2.6
3911.125000	---	40.04	54.00	13.96	500.0	200.0	H	293.0	4.3
5403.000000	---	42.01	54.00	11.99	500.0	200.0	H	223.0	7.5
5648.000000	59.18	---	68.20	9.02	500.0	100.0	H	2.0	8.0
7673.625000	---	43.28	54.00	10.72	500.0	200.0	V	108.0	8.9
7978.125000	55.93	---	68.20	12.27	500.0	100.0	H	12.0	9.1

Remark: 1. Correction Factor = Antenna factor + Insertion loss (cable loss + amplifier gain)
2. Margin = Limit –MAX Peak/ Average

This report shall not be reproduced except in full, without the written approval of TA Technology (Shanghai) Co., Ltd.

802.11n (HT40) CH159

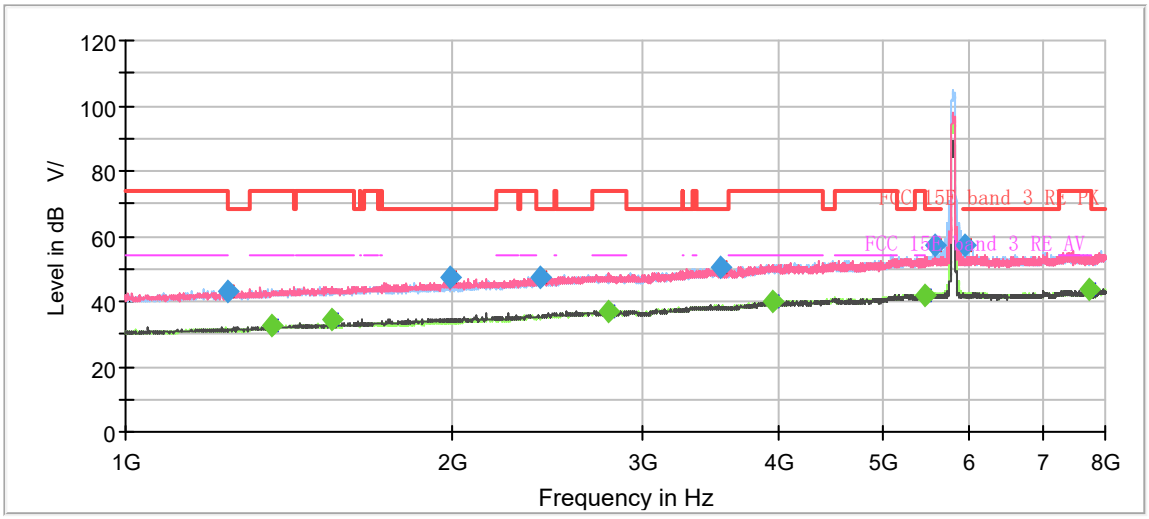

Note: The signal beyond the limit is carrier.

Radiates Emission from 1GHz to 8GHz

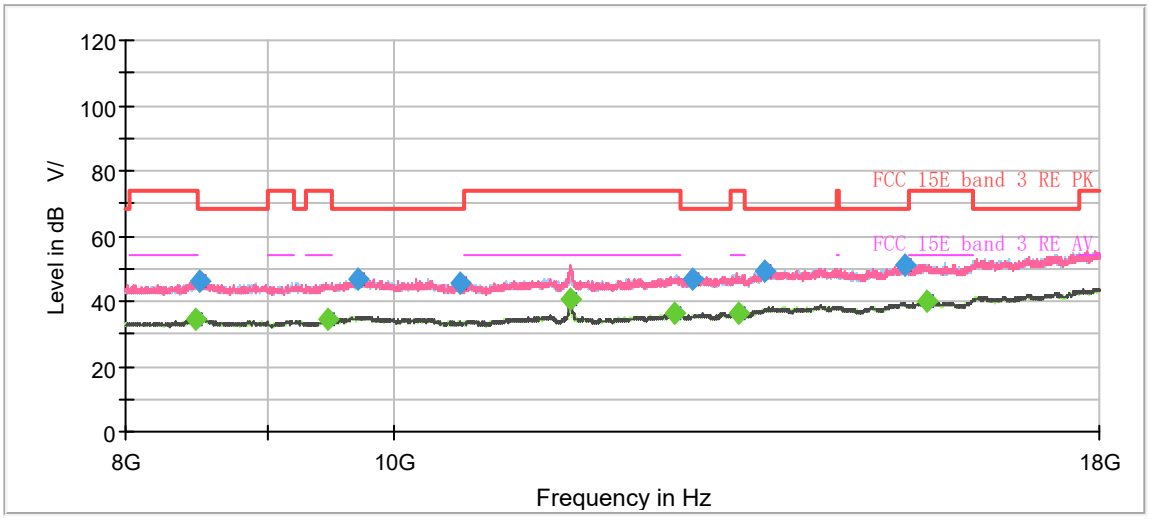

Radiates Emission from 8GHz to 18GHz

This report shall not be reproduced except in full, without the written approval of TA Technology (Shanghai) Co., Ltd.

Frequency (MHz)	MaxPeak (dB μ V/m)	Average (dB μ V/m)	Limit (dB μ V/m)	Margin (dB)	Meas. Time (ms)	Height (cm)	Pol	Azimuth (deg)	Corr. (dB/m)
1242.375000	43.17	---	68.20	25.03	500.0	100.0	V	119.0	-7.5
1365.750000	---	32.68	54.00	21.32	500.0	200.0	V	156.0	-6.7
1549.500000	---	34.31	54.00	19.69	500.0	100.0	V	292.0	-5.7
1988.750000	47.53	---	68.20	20.67	500.0	100.0	V	351.0	-3.5
2416.625000	47.26	---	68.20	20.94	500.0	100.0	V	351.0	-1.6
2783.250000	---	36.90	54.00	17.10	500.0	100.0	V	257.0	0.0
3537.500000	50.51	---	68.20	17.69	500.0	100.0	V	351.0	2.6
3954.000000	---	39.94	54.00	14.06	500.0	200.0	H	69.0	4.4
5453.750000	---	41.94	54.00	12.06	500.0	200.0	H	40.0	7.6
5576.250000	56.92	---	68.20	11.28	500.0	100.0	H	333.0	7.9
5928.875000	57.49	---	68.20	10.71	500.0	100.0	H	333.0	8.0
7727.000000	---	43.41	54.00	10.59	500.0	200.0	V	314.0	8.9

Remark: 1. Correction Factor = Antenna factor + Insertion loss (cable loss + amplifier gain)
2. Margin = Limit –MAX Peak/ Average

This report shall not be reproduced except in full, without the written approval of TA Technology (Shanghai) Co., Ltd.

802.11ac (VHT80) CH42

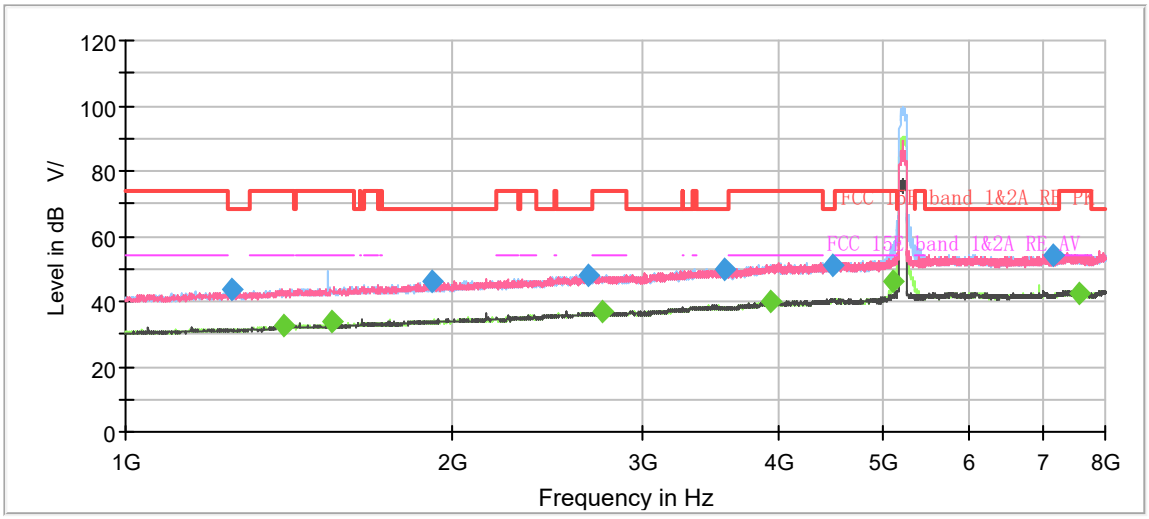

Note: The signal beyond the limit is carrier.

Radiates Emission from 1GHz to 8GHz

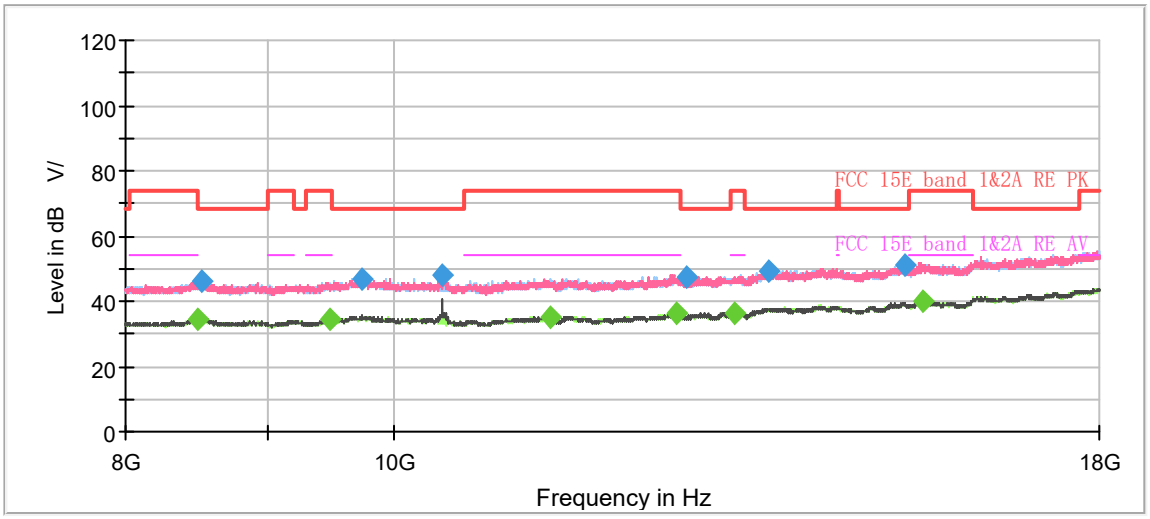

Radiates Emission from 8GHz to 18GHz

This report shall not be reproduced except in full, without the written approval of TA Technology (Shanghai) Co., Ltd.

Frequency (MHz)	MaxPeak (dB μ V/m)	Average (dB μ V/m)	Limit (dB μ V/m)	Margin (dB)	Meas. Time (ms)	Height (cm)	Pol	Azimuth (deg)	Corr. (dB/m)
1251.125000	43.45	---	68.20	24.75	500.0	100.0	H	346.0	-7.4
1399.875000	---	32.36	54.00	21.64	500.0	100.0	H	265.0	-6.5
1549.500000	---	33.79	54.00	20.21	500.0	100.0	V	237.0	-5.7
1913.500000	46.25	---	68.20	21.95	500.0	100.0	H	296.0	-3.9
2674.750000	47.90	---	68.20	20.30	500.0	200.0	H	14.0	-0.2
2757.000000	---	36.98	54.00	17.02	500.0	100.0	V	84.0	-0.1
3564.625000	50.08	---	68.20	18.12	500.0	100.0	H	113.0	2.6
3934.750000	---	39.89	54.00	14.11	500.0	200.0	H	239.0	4.4
4478.125000	51.11	---	68.20	17.09	500.0	200.0	H	72.0	5.4
5104.625000	---	46.33	54.00	7.67	500.0	100.0	H	15.0	6.9
7158.250000	54.43	---	68.20	13.77	500.0	100.0	H	187.0	9.1
7580.875000	---	42.49	54.00	11.51	500.0	200.0	V	236.0	8.8

Remark: 1. Correction Factor = Antenna factor + Insertion loss (cable loss + amplifier gain)
2. Margin = Limit –MAX Peak/ Average

This report shall not be reproduced except in full, without the written approval of TA Technology (Shanghai) Co., Ltd.

802.11ac (VHT80) CH58

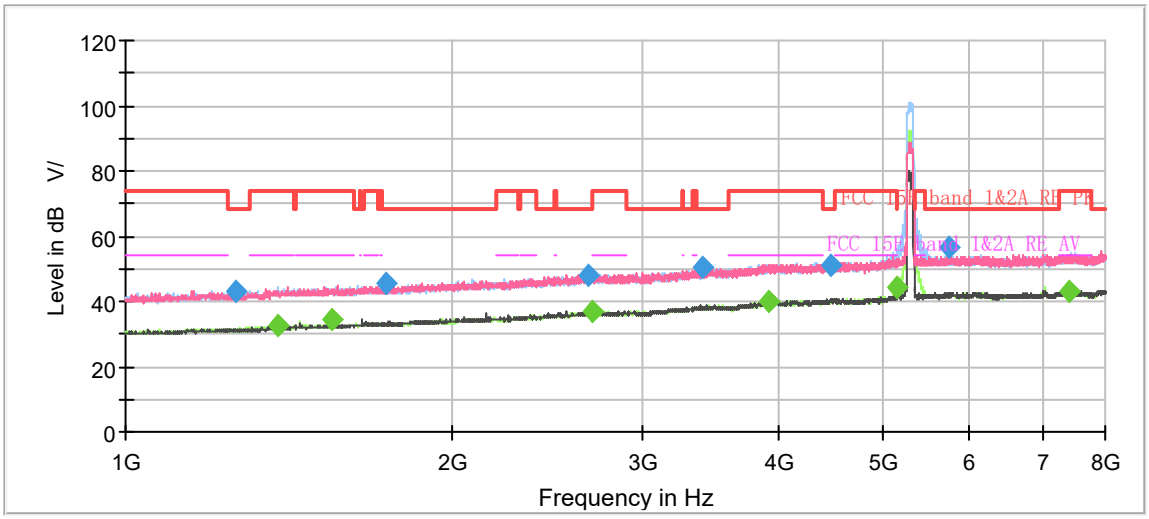

Note: The signal beyond the limit is carrier.

Radiates Emission from 1GHz to 8GHz

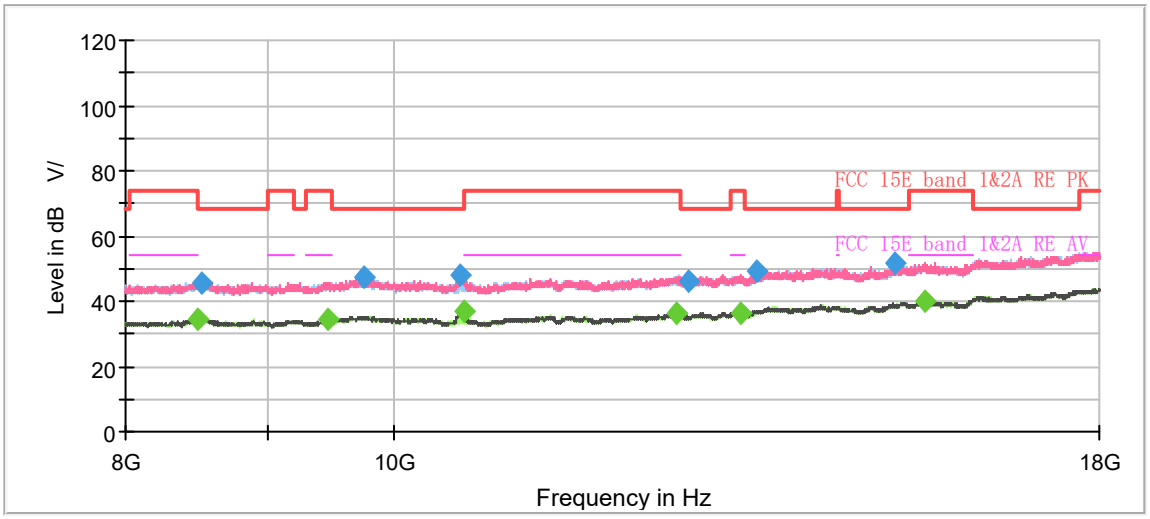

Radiates Emission from 8GHz to 18GHz

This report shall not be reproduced except in full, without the written approval of TA Technology (Shanghai) Co., Ltd.

Frequency (MHz)	MaxPeak (dB μ V/m)	Average (dB μ V/m)	Limit (dB μ V/m)	Margin (dB)	Meas. Time (ms)	Height (cm)	Pol	Azimuth (deg)	Corr. (dB/m)
1265.125000	42.98	---	68.20	25.22	500.0	200.0	V	236.0	-7.4
1380.625000	---	32.49	54.00	21.51	500.0	200.0	H	329.0	-6.6
1549.500000	---	34.47	54.00	19.53	500.0	200.0	V	221.0	-5.7
1736.750000	45.56	---	68.20	22.64	500.0	200.0	V	41.0	-4.8
2669.500000	47.93	---	68.20	20.27	500.0	100.0	V	269.0	-0.3
2697.500000	---	36.92	54.00	17.08	500.0	200.0	V	308.0	-0.1
3408.000000	50.16	---	68.20	18.04	500.0	200.0	V	355.0	2.2
3917.250000	---	39.98	54.00	14.02	500.0	200.0	V	294.0	4.4
4467.625000	50.99	---	68.20	17.21	500.0	100.0	H	6.0	5.4
5147.500000	---	44.07	54.00	9.93	500.0	100.0	H	73.0	7.1
5736.375000	56.88	---	68.20	11.32	500.0	200.0	V	236.0	8.1
7396.250000	---	43.07	54.00	10.93	500.0	200.0	V	225.0	9.3

Remark: 1. Correction Factor = Antenna factor + Insertion loss (cable loss + amplifier gain)
2. Margin = Limit –MAX Peak/ Average

This report shall not be reproduced except in full, without the written approval of TA Technology (Shanghai) Co., Ltd.

802.11ac (VHT80) CH106

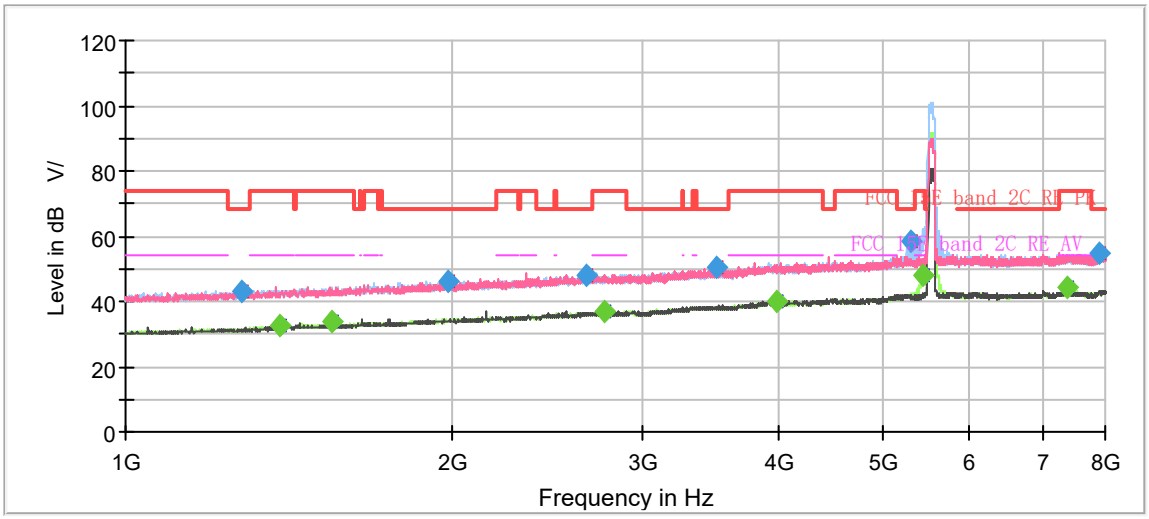

Note: The signal beyond the limit is carrier.

Radiates Emission from 1GHz to 8GHz

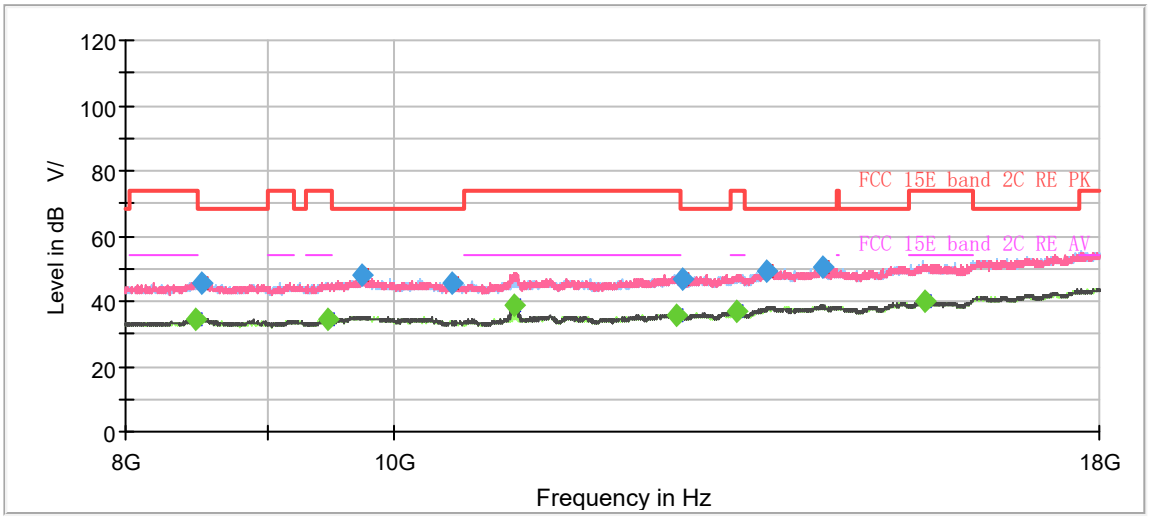

Radiates Emission from 8GHz to 18GHz

This report shall not be reproduced except in full, without the written approval of TA Technology (Shanghai) Co., Ltd.

Frequency (MHz)	MaxPeak (dB μ V/m)	Average (dB μ V/m)	Limit (dB μ V/m)	Margin (dB)	Meas. Time (ms)	Height (cm)	Pol	Azimuth (deg)	Corr. (dB/m)
1281.750000	43.12	---	68.20	25.08	500.0	100.0	V	135.0	-7.3
1386.750000	---	32.41	54.00	21.59	500.0	200.0	V	314.0	-6.6
1549.500000	---	34.01	54.00	19.99	500.0	100.0	V	294.0	-5.7
1982.625000	46.07	---	68.20	22.13	500.0	200.0	H	148.0	-3.5
2663.375000	48.28	---	68.20	19.92	500.0	100.0	H	80.0	-0.3
2767.500000	---	37.13	54.00	16.87	500.0	100.0	V	163.0	-0.1
3503.375000	50.17	---	68.20	18.03	500.0	100.0	H	177.0	2.5
3978.500000	---	39.87	54.00	14.13	500.0	200.0	H	218.0	4.5
5298.000000	58.39	---	68.20	9.82	500.0	200.0	H	12.0	7.5
5443.250000	---	48.20	54.00	5.80	500.0	100.0	H	340.0	7.6
7373.500000	---	44.07	54.00	9.93	500.0	200.0	V	140.0	9.3
7902.000000	55.01	---	68.20	13.19	500.0	100.0	H	336.0	9.0

Remark: 1. Correction Factor = Antenna factor + Insertion loss (cable loss + amplifier gain)
2. Margin = Limit –MAX Peak/ Average

This report shall not be reproduced except in full, without the written approval of TA Technology (Shanghai) Co., Ltd.

802.11ac (VHT80) CH122

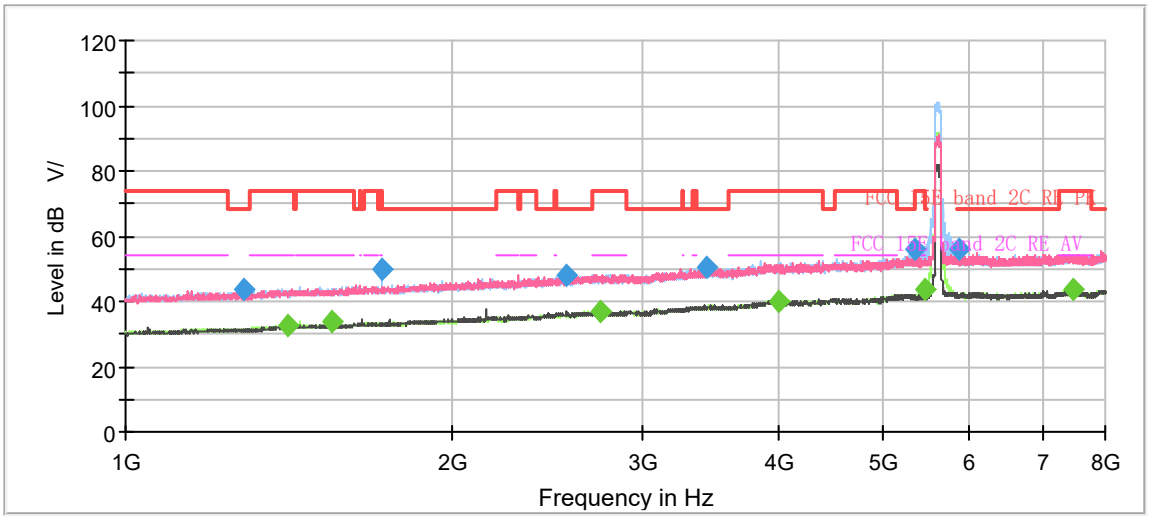

Note: The signal beyond the limit is carrier.

Radiates Emission from 1GHz to 8GHz

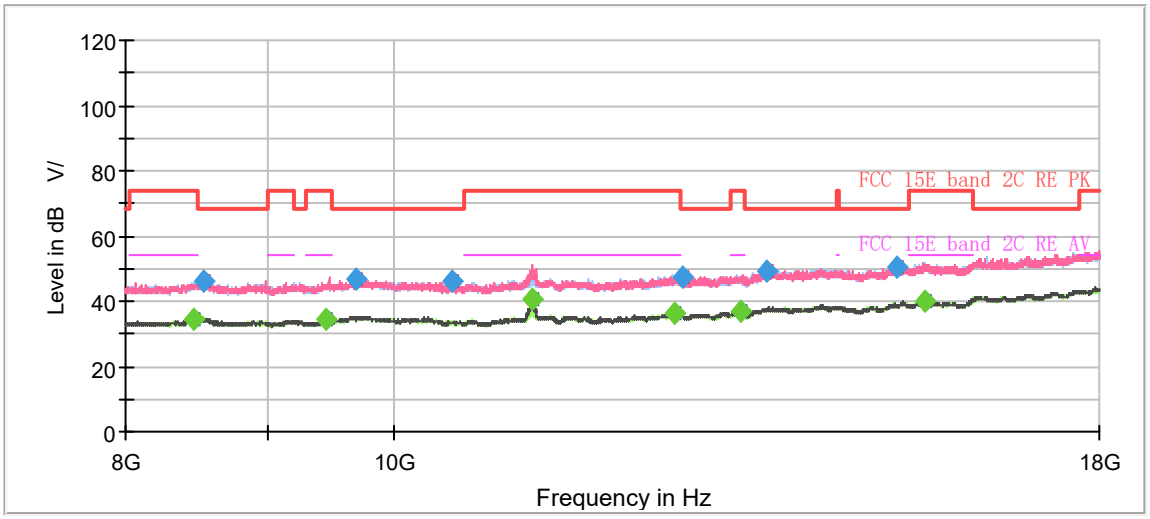

Radiates Emission from 8GHz to 18GHz

This report shall not be reproduced except in full, without the written approval of TA Technology (Shanghai) Co., Ltd.

Frequency (MHz)	MaxPeak (dB μ V/m)	Average (dB μ V/m)	Limit (dB μ V/m)	Margin (dB)	Meas. Time (ms)	Height (cm)	Pol	Azimuth (deg)	Corr. (dB/m)
1283.500000	43.75	---	68.20	24.45	500.0	100.0	H	339.0	-7.3
1410.375000	---	32.55	54.00	21.45	500.0	100.0	H	0.0	-6.4
1549.500000	---	33.78	54.00	20.22	500.0	200.0	V	223.0	-5.7
1722.750000	49.54	---	68.20	18.66	500.0	200.0	H	25.0	-4.8
2547.875000	47.88	---	68.20	20.32	500.0	100.0	H	349.0	-1.0
2734.250000	---	36.87	54.00	17.13	500.0	200.0	V	294.0	-0.1
3439.500000	50.36	---	68.20	17.84	500.0	200.0	V	355.0	2.3
3991.625000	---	40.13	54.00	13.87	500.0	200.0	V	88.0	4.5
5459.000000	---	43.65	54.00	10.35	500.0	100.0	H	349.0	7.6
5333.000000	55.95	---	68.20	12.25	500.0	200.0	H	0.0	7.6
5852.750000	55.78	---	68.20	12.42	500.0	100.0	H	28.0	8.1
7480.250000	---	43.72	54.00	10.28	500.0	200.0	V	0.0	9.0

Remark: 1. Correction Factor = Antenna factor + Insertion loss (cable loss + amplifier gain)
2. Margin = Limit –MAX Peak/ Average

This report shall not be reproduced except in full, without the written approval of TA Technology (Shanghai) Co., Ltd.

802.11ac (VHT80) CH155

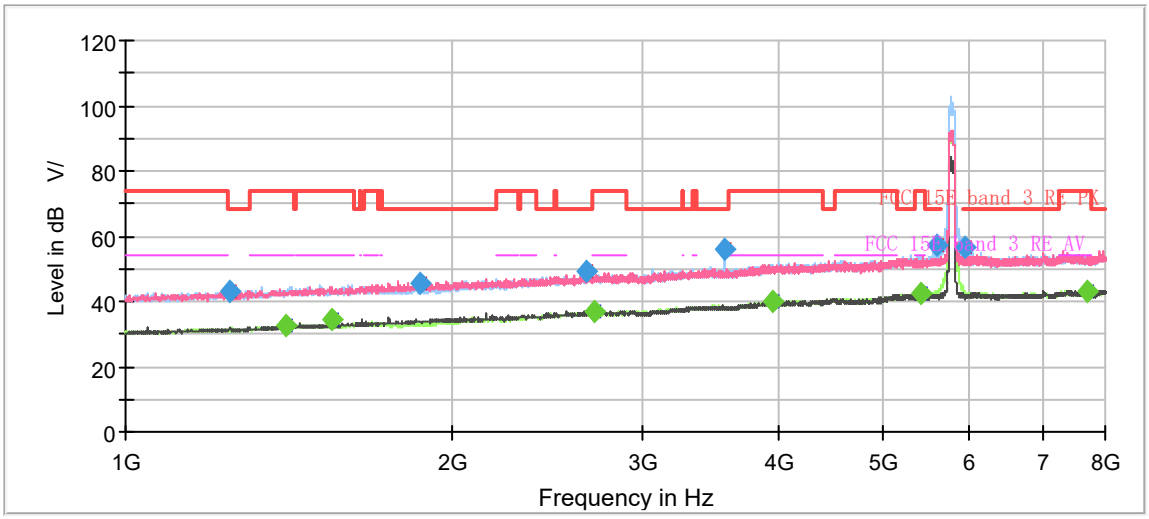

Note: The signal beyond the limit is carrier.

Radiates Emission from 1GHz to 8GHz

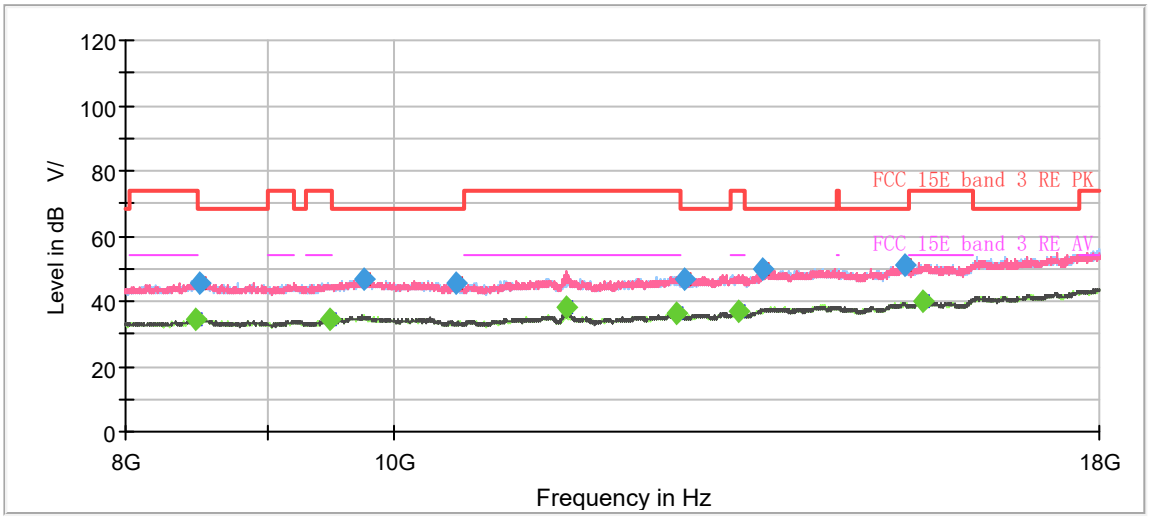

Radiates Emission from 8GHz to 18GHz

This report shall not be reproduced except in full, without the written approval of TA Technology (Shanghai) Co., Ltd.

Frequency (MHz)	MaxPeak (dB μ V/m)	Average (dB μ V/m)	Limit (dB μ V/m)	Margin (dB)	Meas. Time (ms)	Height (cm)	Pol	Azimuth (deg)	Corr. (dB/m)
1248.500000	43.28	---	68.20	24.92	500.0	100.0	V	86.0	-7.4
1403.375000	---	32.56	54.00	21.44	500.0	200.0	H	22.0	-6.5
1549.500000	---	34.40	54.00	19.60	500.0	100.0	V	229.0	-5.7
1871.500000	45.32	---	68.20	22.88	500.0	200.0	V	221.0	-4.0
2657.250000	49.06	---	68.20	19.14	500.0	200.0	H	38.0	-0.4
2701.000000	---	36.89	54.00	17.11	500.0	100.0	V	62.0	-0.1
3562.875000	55.88	---	68.20	12.32	500.0	200.0	H	167.0	2.6
3942.625000	---	39.90	54.00	14.10	500.0	200.0	V	291.0	4.4
5417.000000	---	42.20	54.00	11.80	500.0	100.0	H	309.0	7.5
5607.750000	57.30	---	68.20	10.90	500.0	100.0	H	0.0	8.0
5934.125000	56.46	---	68.20	11.74	500.0	100.0	H	1.0	8.0
7700.750000	---	43.29	54.00	10.71	500.0	200.0	V	359.0	8.9

Remark: 1. Correction Factor = Antenna factor + Insertion loss (cable loss + amplifier gain)
2. Margin = Limit –MAX Peak/ Average

This report shall not be reproduced except in full, without the written approval of TA Technology (Shanghai) Co., Ltd.

During the test, the Radiates Emission from 18GHz to 40GHz was performed in all modes with all channels, 802.11ac (VHT80), Channel 106 are selected as the worst condition. The test data of the worst-case condition was recorded in this report.

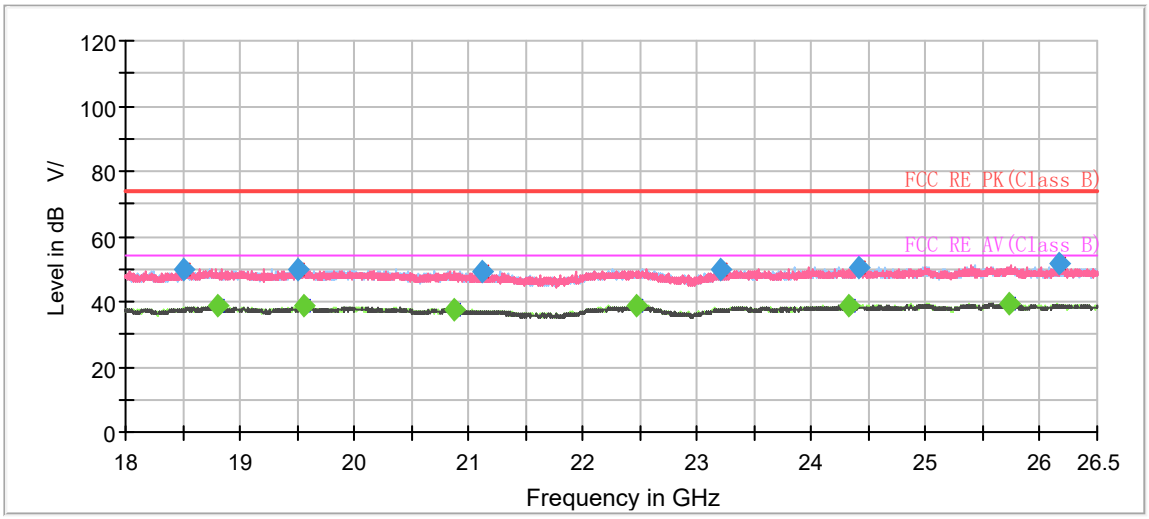

Radiates Emission from 18GHz to 26.5GHz

Frequency (MHz)	MaxPeak (dB μ V/m)	Average (dB μ V/m)	Limit (dB μ V/m)	Margin (dB)	Meas. Time (ms)	Height (cm)	Pol	Azimuth (deg)	Corr. (dB/m)
18511.062500	49.91	---	74.00	24.09	500.0	100.0	V	8.0	-7.4
18802.187500	---	38.66	54.00	15.34	500.0	200.0	H	74.0	-6.8
19505.562500	50.03	---	74.00	23.97	500.0	100.0	V	214.0	-7.2
19557.625000	---	38.65	54.00	15.35	500.0	200.0	H	289.0	-7.2
20866.625000	---	37.76	54.00	16.24	500.0	100.0	V	208.0	-7.0
21112.062500	49.50	---	74.00	24.50	500.0	100.0	H	257.0	-7.4
22468.875000	---	38.59	54.00	15.41	500.0	200.0	H	58.0	-5.6
23200.937500	50.02	---	74.00	23.98	500.0	200.0	H	13.0	-5.6
24332.500000	---	38.96	54.00	15.04	500.0	200.0	H	234.0	-4.3
24420.687500	50.55	---	74.00	23.45	500.0	200.0	H	128.0	-4.3
25737.125000	---	39.63	54.00	14.37	500.0	200.0	H	234.0	-3.7
26174.875000	51.44	---	74.00	22.56	500.0	200.0	V	237.0	-3.6

Remark: 1. Correction Factor = Antenna factor + Insertion loss (cable loss + amplifier gain)

2. Margin = Limit-MAX Peak/ Average

This report shall not be reproduced except in full, without the written approval of TA Technology (Shanghai) Co., Ltd.

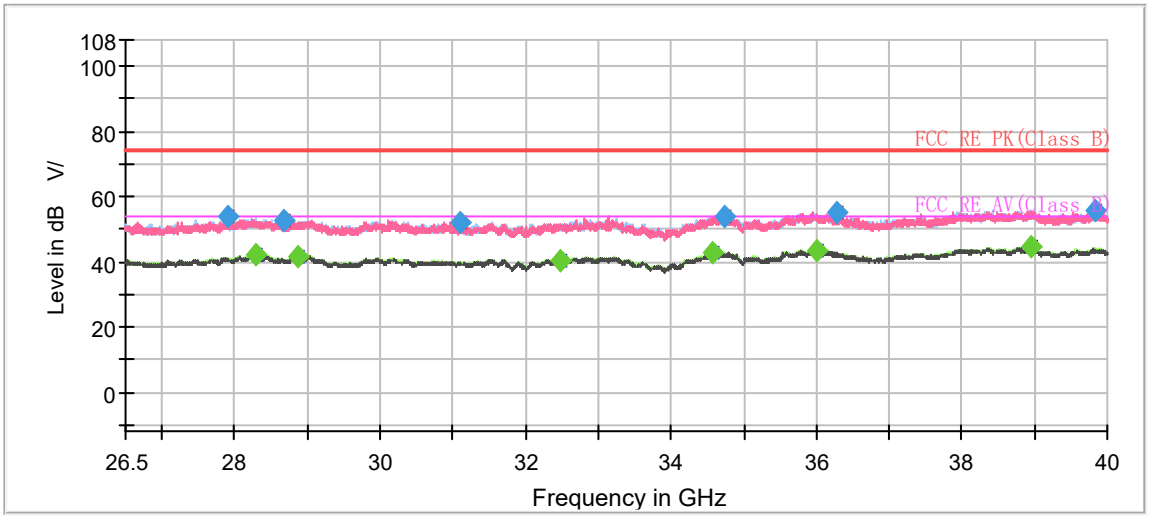

Radiates Emission from 26.5GHz to 40GHz

Frequency (MHz)	MaxPeak (dBμV/m)	Average (dBμV/m)	Limit (dBμV/m)	Margin (dB)	Meas. Time (ms)	Height (cm)	Pol	Azimuth (deg)	Corr. (dB/m)
27898.937500	54.05	---	74.00	19.95	500.0	100.0	V	349.0	-0.7
28298.875000	---	41.87	54.00	12.13	500.0	100.0	V	314.0	-0.1
28671.812500	52.85	---	74.00	21.15	500.0	200.0	V	83.0	-0.8
28859.125000	---	41.46	54.00	12.54	500.0	100.0	H	60.0	-0.6
31100.125000	52.13	---	74.00	21.87	500.0	100.0	H	0.0	-3.1
32487.250000	---	40.61	54.00	13.39	500.0	200.0	H	334.0	-2.7
34571.312500	---	42.62	54.00	11.38	500.0	100.0	H	84.0	0.9
34736.687500	53.99	---	74.00	20.01	500.0	200.0	H	325.0	0.9
36004.000000	---	43.56	54.00	10.44	500.0	100.0	H	274.0	2.7
36277.375000	54.79	---	74.00	19.21	500.0	100.0	H	25.0	1.8
38958.812500	---	44.42	54.00	9.58	500.0	200.0	H	0.0	2.3
39831.250000	55.83	---	74.00	18.17	500.0	100.0	H	234.0	1.0

Remark: 1. Correction Factor = Antenna factor + Insertion loss (cable loss + amplifier gain)

2. Margin = Limit-MAX Peak/ Average

This report shall not be reproduced except in full, without the written approval of TA Technology (Shanghai) Co., Ltd.

5.6. Conducted Emission

Ambient condition

Temperature	Relative humidity
20°C ~ 25°C	45% ~ 50%

Methods of Measurement

The EUT IS placed on a non-metallic table of 80cm height above the horizontal metal reference ground plane. During the test, the EUT was operating in its typical mode. The test method is according to ANSI C63.10.Connect the AC power line of the EUT to the LISN Use EMI receiver to detect the average and Quasi-peak value. RBW is set to 9kHz, VBW is set to 30kHz The measurement result should include both L line and N line.
The test is in transmitting mode.

Test Setup

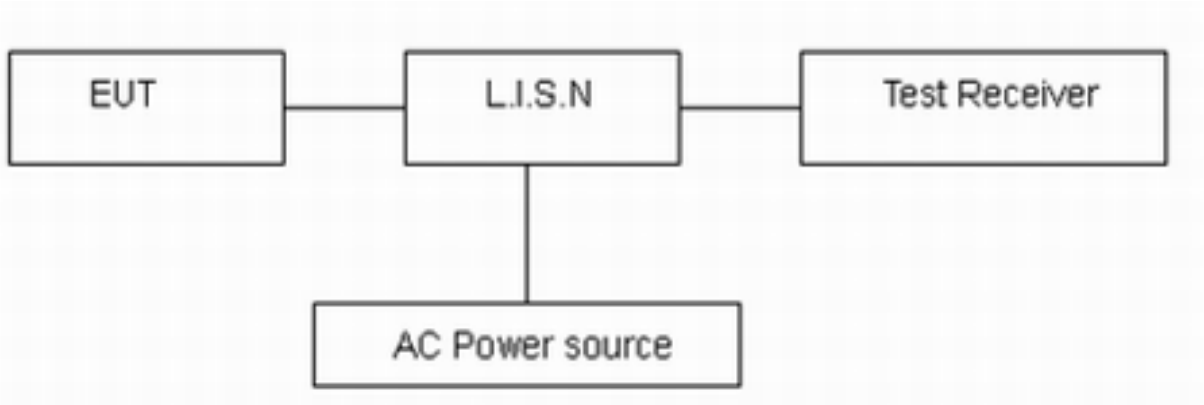

Note: AC Power source is used to change the voltage 110V/60Hz.

Limits

Frequency (MHz)	Conducted Limits(dBμV)	
	Quasi-peak	Average
0.15 - 0.5	66 to 56 *	56 to 46*
0.5 - 5	56	46
5 - 30	60	50
*: Decreases with the logarithm of the frequency.		

Measurement Uncertainty

The assessed measurement uncertainty to ensure 95% confidence level for the normal distribution is with the coverage factor k = 1.96, U= 2.69 dB.

This report shall not be reproduced except in full, without the written approval of TA Technology (Shanghai) Co., Ltd.

Test Results:

Following plots, Blue trace uses the peak detection and Green trace uses the average detection. During the test, the Conducted Emission was performed in all modes with all channels, 802.11ac (VHT80), Channel 106 are selected as the worst condition. The test data of the worst-case condition was recorded in this report.

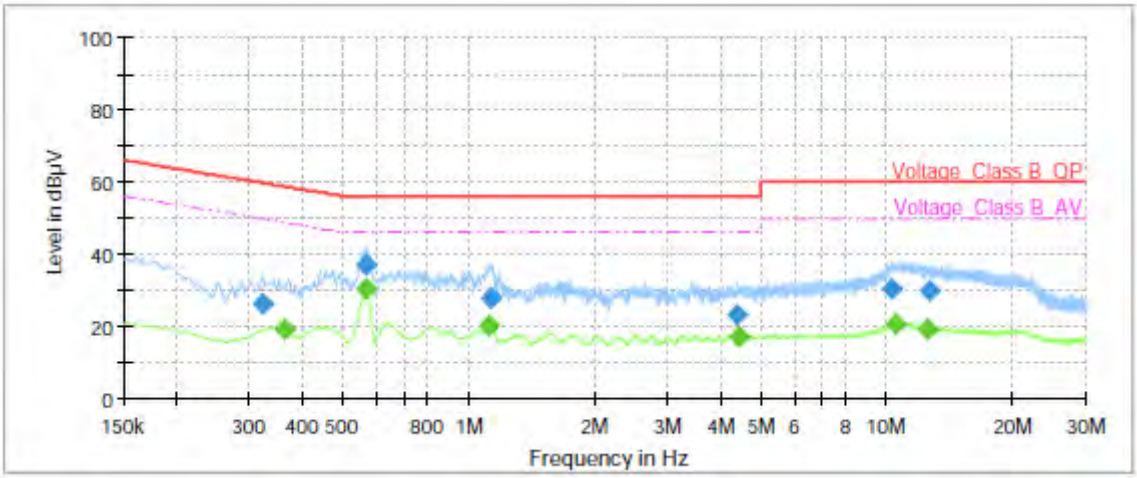

Frequency (MHz)	QuasiPeak (dBµV)	Average (dBµV)	Limit (dBµV)	Margin (dB)	Meas. Time (ms)	Bandwidth (kHz)	Line	Filter	Corr. (dB)
0.32	25.94	---	59.62	33.68	1000.0	9.000	L1	ON	21.0
0.36	---	18.98	48.69	29.71	1000.0	9.000	L1	ON	21.0
0.57	37.11	---	56.00	18.89	1000.0	9.000	L1	ON	20.8
0.57	---	30.37	46.00	15.63	1000.0	9.000	L1	ON	20.8
1.12	---	19.84	46.00	26.16	1000.0	9.000	L1	ON	20.1
1.13	27.87	---	56.00	28.13	1000.0	9.000	L1	ON	20.1
4.37	22.90	---	56.00	33.10	1000.0	9.000	L1	ON	19.5
4.44	---	16.89	46.00	29.11	1000.0	9.000	L1	ON	19.5
10.29	30.42	---	60.00	29.58	1000.0	9.000	L1	ON	19.6
10.56	---	20.37	50.00	29.63	1000.0	9.000	L1	ON	19.6
12.50	---	19.13	50.00	30.87	1000.0	9.000	L1	ON	19.6
12.62	29.56	---	60.00	30.44	1000.0	9.000	L1	ON	19.6

Remark: Correct factor=cable loss + LISN factor

L line Conducted Emission from 150 KHz to 30 MHz

This report shall not be reproduced except in full, without the written approval of TA Technology (Shanghai) Co., Ltd.

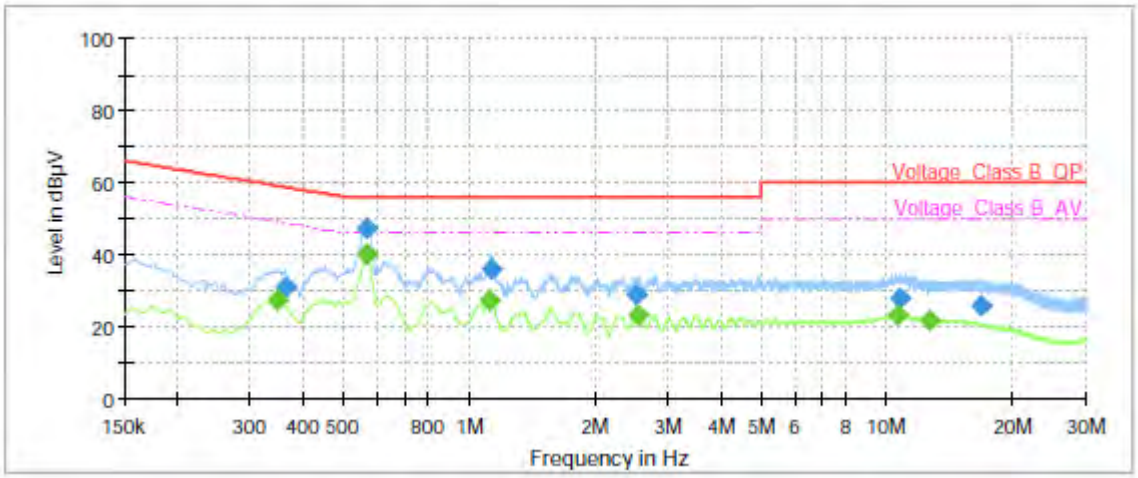

Frequency (MHz)	QuasiPeak (dBµV)	Average (dBµV)	Limit (dBµV)	Margin (dB)	Meas. Time (ms)	Bandwidth (kHz)	Line	Filter	Corr. (dB)
0.35	---	26.97	49.01	22.04	1000.0	9.000	N	ON	21.0
0.36	30.78	---	58.69	27.91	1000.0	9.000	N	ON	21.0
0.57	---	40.22	46.00	5.78	1000.0	9.000	N	ON	20.8
0.57	46.93	---	56.00	9.07	1000.0	9.000	N	ON	20.8
1.12	---	27.35	46.00	18.65	1000.0	9.000	N	ON	20.1
1.13	35.68	---	56.00	20.32	1000.0	9.000	N	ON	20.1
2.52	28.79	---	56.00	27.21	1000.0	9.000	N	ON	19.6
2.53	---	23.29	46.00	22.71	1000.0	9.000	N	ON	19.6
10.60	---	22.85	50.00	27.15	1000.0	9.000	N	ON	19.6
10.74	27.65	---	60.00	32.35	1000.0	9.000	N	ON	19.6
12.69	---	21.62	50.00	28.38	1000.0	9.000	N	ON	19.6
16.88	25.44	---	60.00	34.56	1000.0	9.000	N	ON	19.7

Remark: Correct factor=cable loss + LISN factor

N line Conducted Emission from 150 KHz to 30 MHz

This report shall not be reproduced except in full, without the written approval of TA Technology (Shanghai) Co., Ltd.

6. Main Test Instruments

Date of Testing: March 25, 2023

Name	Manufacturer	Type	Serial Number	Calibration Date	Expiration Date
EMI Test Receiver	R&S	ESCI3	100948	2022-05-25	2023-05-24
Signal Analyzer	R&S	FSV40	101298	2022-05-14	2023-05-13
Loop Antenna	Schwarzbeck	FMZB1519	1519-047	2020-04-02	2023-04-01
Software	R&S	EMC32	9.26.01	/	/

Date of Testing: March 16, 2023 ~ May 8, 2023

Name	Manufacturer	Type	Serial Number	Calibration Date	Expiration Date
Power Sensor	R&S	NRP18S	101954	2022-05-14	2023-05-13
DC Power Supply	UNI-T	UTP1306S+	2205D0517232	2022-12-10	2023-12-09
Spectrum Analyzer	KEYSIGHT	N9020A	MY51330870	2022-05-14	2023-05-13
Climate Chamber	ESPEC	SU-242	93000506	2022-12-10	2023-12-09
EMI Test Receiver	R&S	ESCI3	100948	2022-05-25	2023-05-24
Signal Analyzer	R&S	FSV40	101298	2022-05-14	2023-05-13
TRILOG Broadband Antenna	SCHWARZBECK	VULB 9163	01111	2022-10-25	2025-10-24
Horn Antenna	Schwarzbeck	BBHA 9120D	430	2021-07-26	2024-07-25
Horn Antenna	ETS-Lindgren	3160-09	00102643	2021-10-10	2024-10-09
Horn Antenna	STEATITE	QSH-SL-26-40-K-15	16779	2023-01-17	2026-01-16
Software	R&S	EMC32	9.26.01	/	/
Artificial main network	R&S	ENV216	102191	2022-12-13	2024-12-09
EMI Test Receiver	R&S	ESR	101667	2022-05-25	2023-05-24
Software	R&S	EMC32	10.35.10	/	/

This report shall not be reproduced except in full, without the written approval of TA Technology (Shanghai) Co., Ltd.

ANNEX A: The EUT Appearance

The EUT Appearance are submitted separately.

This report shall not be reproduced except in full, without the written approval of TA Technology (Shanghai) Co., Ltd.

ANNEX B: Test Setup Photos

The Test Setup Photos are submitted separately.

******** END OF REPORT ********

This report shall not be reproduced except in full, without the written approval of TA Technology (Shanghai) Co., Ltd.