LTE Band 5_5M Spectrum Plot			
1RB#0		1RB#24	
Channel	20425	Channel	20625
25RB#0			
Channel	20425	Channel	20625

LTE Band 5_10M Spectrum Plot			
1RB#0		1RB#49	
Channel	20450	Channel	20600
50RB#0			
Channel	20450	Channel	20600

APPENDIX F PEAK TO AVERAGE RATIO

WCDMA Band V_WCDMA Spectrum Plot

4132

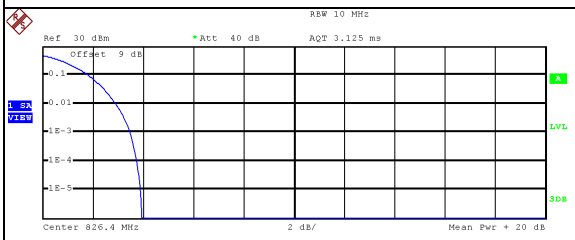

Complementary Cumulative Distribution Function (100000 samples)

	Trace 1
Mean	20.48 dBm
Peak	24.41 dBm
Crest	3.93 dB
10 %	1.84 dB
1 %	2.92 dB
.1 %	3.48 dB
.01 %	3.76 dB

Date: 21.APR.2021 21:14:14

4183

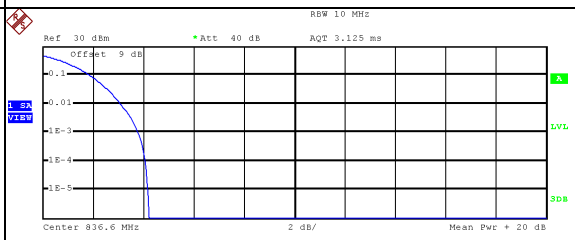

Complementary Cumulative Distribution Function (100000 samples)

	Trace 1
Mean	20.41 dBm
Peak	24.62 dBm
Crest	4.21 dB
10 %	1.88 dB
1 %	3.12 dB
.1 %	3.80 dB
.01 %	4.08 dB

Date: 21.APR.2021 21:15:22

4233

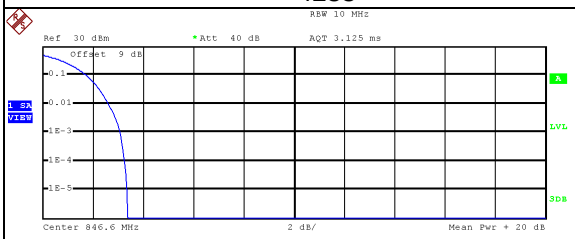

Complementary Cumulative Distribution Function (100000 samples)

	Trace 1
Mean	20.69 dBm
Peak	24.06 dBm
Crest	3.37 dB
10 %	1.76 dB
1 %	2.64 dB
.1 %	3.08 dB
.01 %	3.28 dB

Date: 21.APR.2021 21:16:44

-

-

LTE Band 5_1.4M Spectrum Plot

QPSK-20407

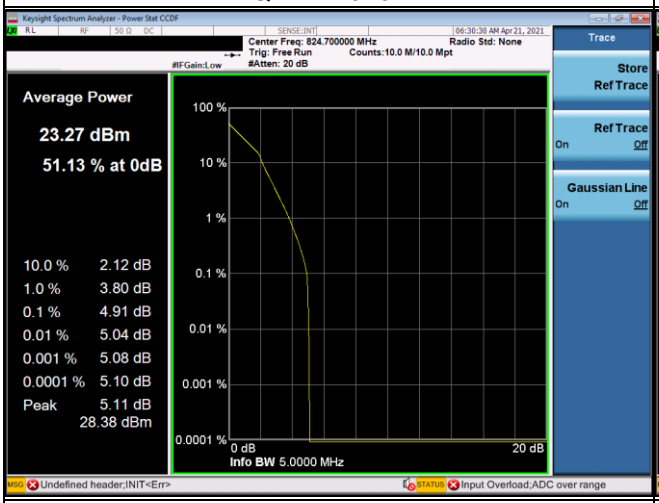

QPSK-20525

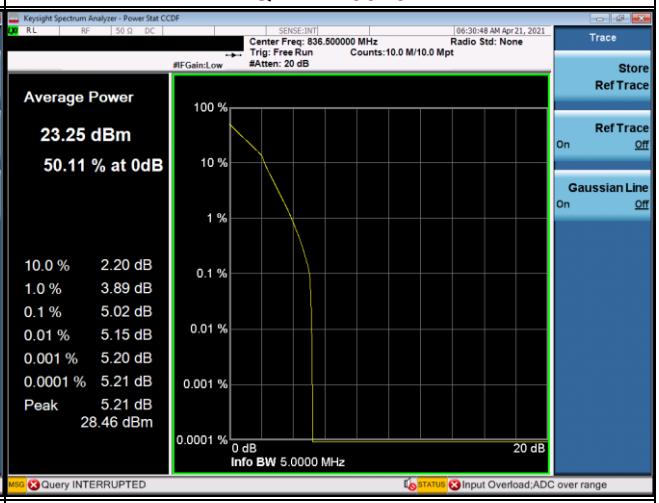

QPSK-20643

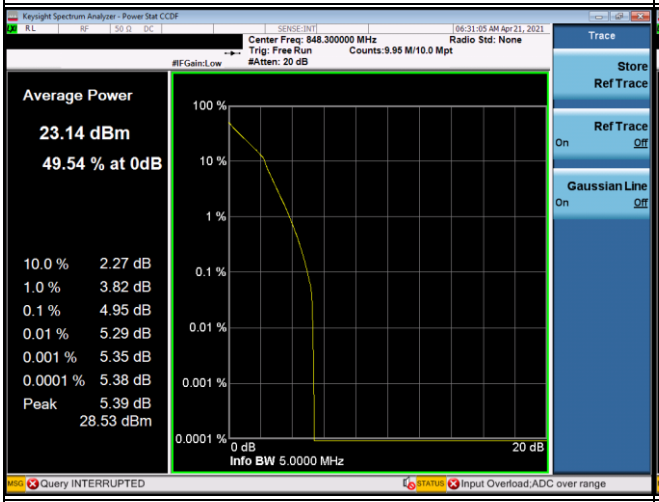

16QAM-20407

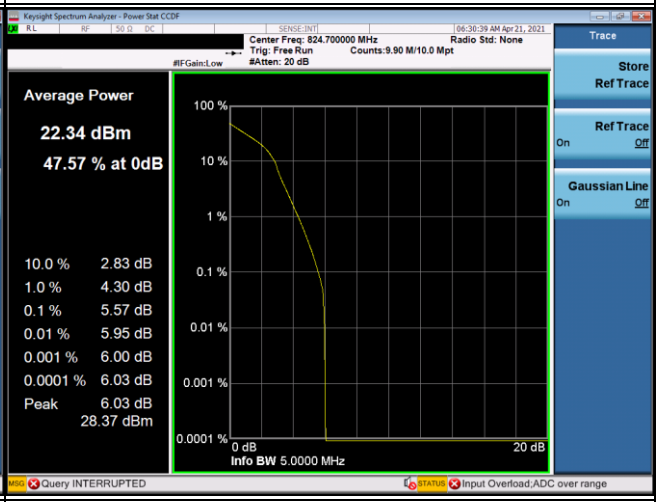

16QAM-20525

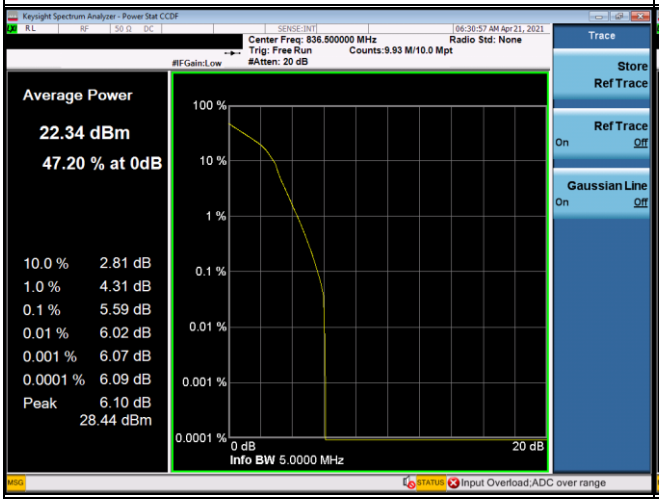

16QAM-20643

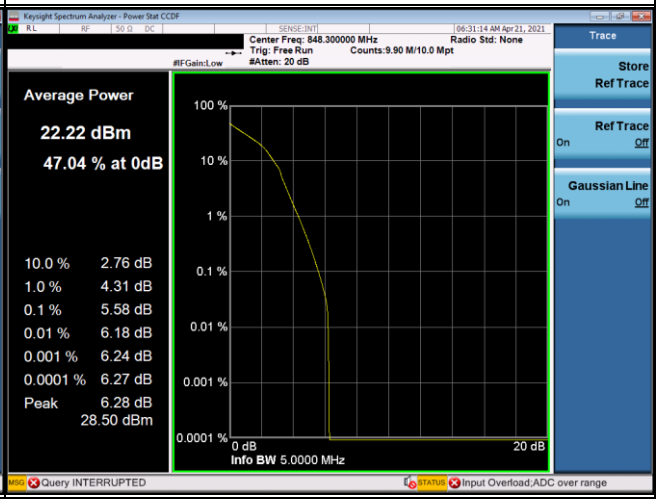

LTE Band 5_3M Spectrum Plot

QPSK-20415

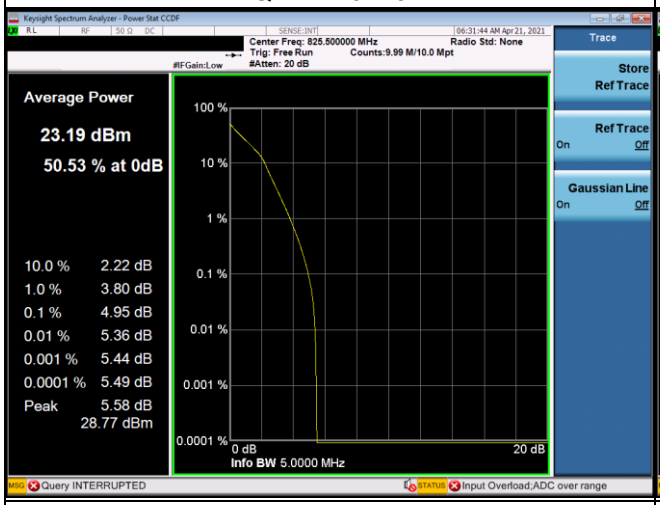

QPSK-20525

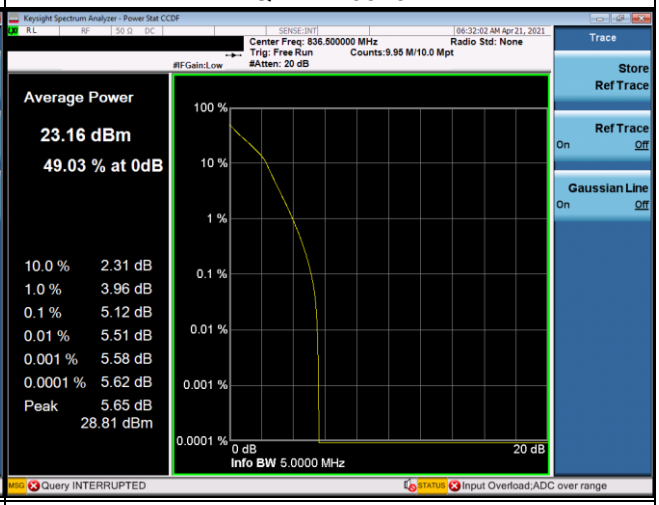

QPSK-20635

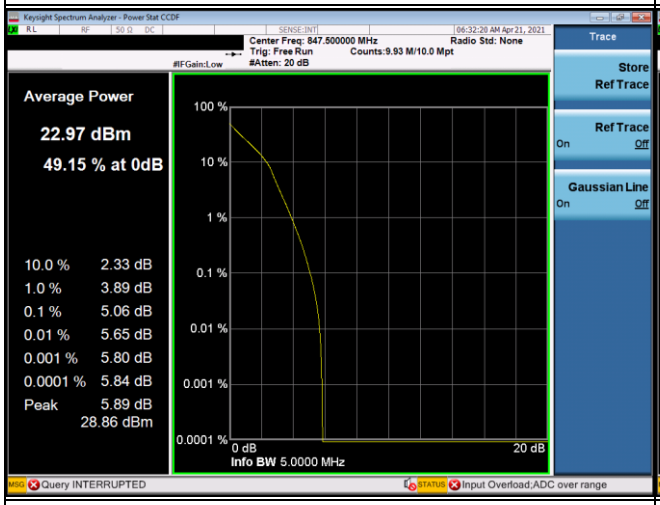

16QAM-20415

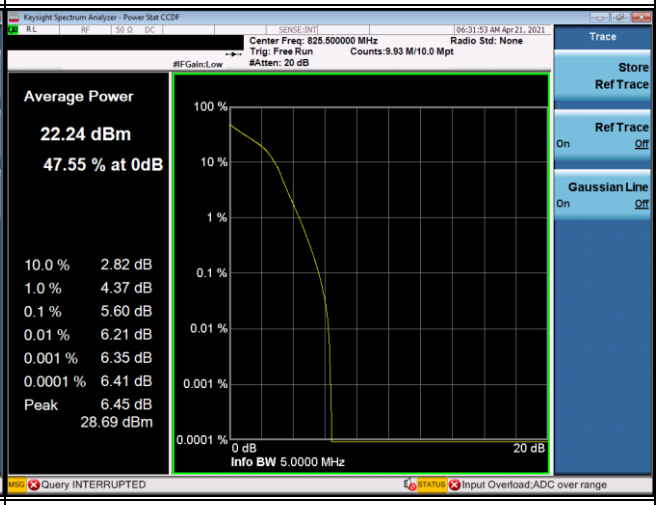

16QAM-20525

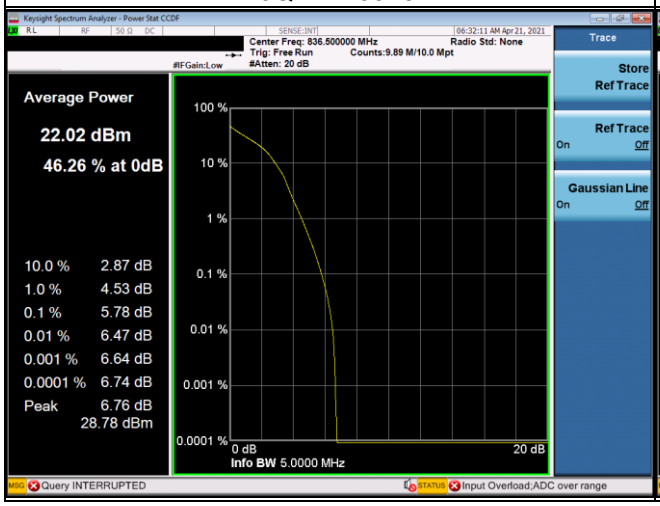

16QAM-20635

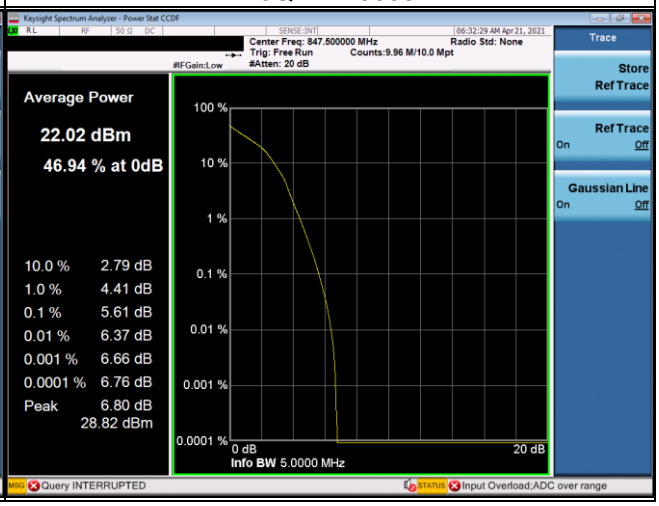

LTE Band 5_5M Spectrum Plot

QPSK-20425

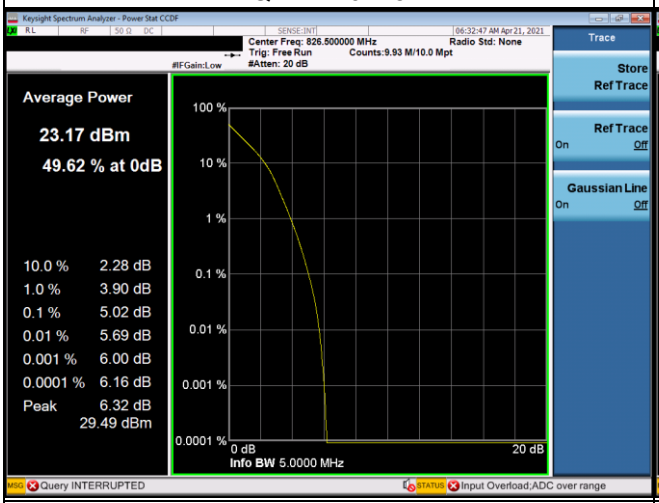

QPSK-20525

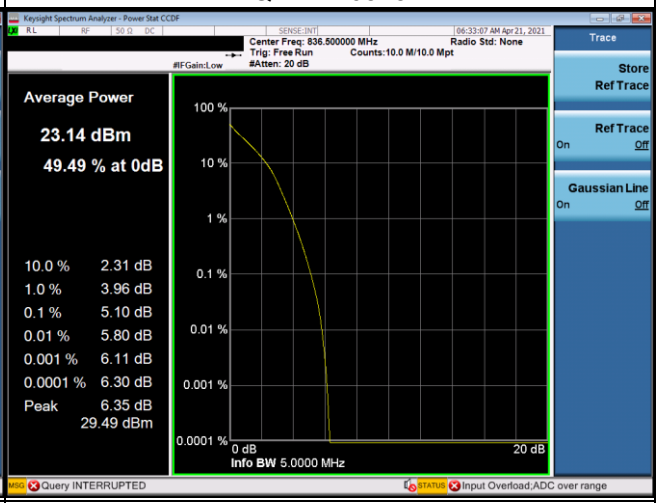

QPSK-20625

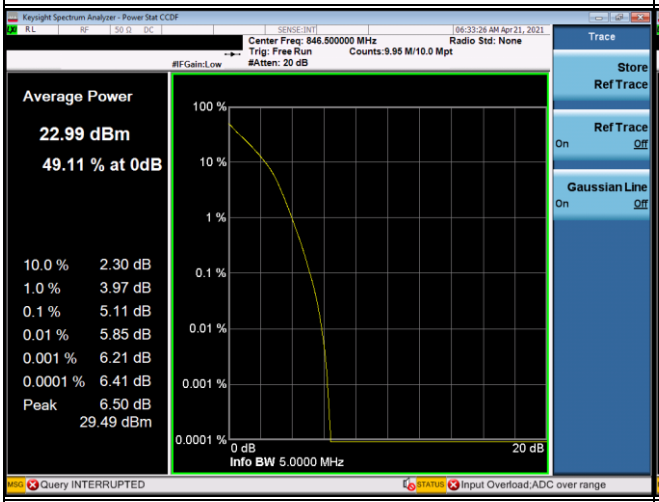

16QAM-20425

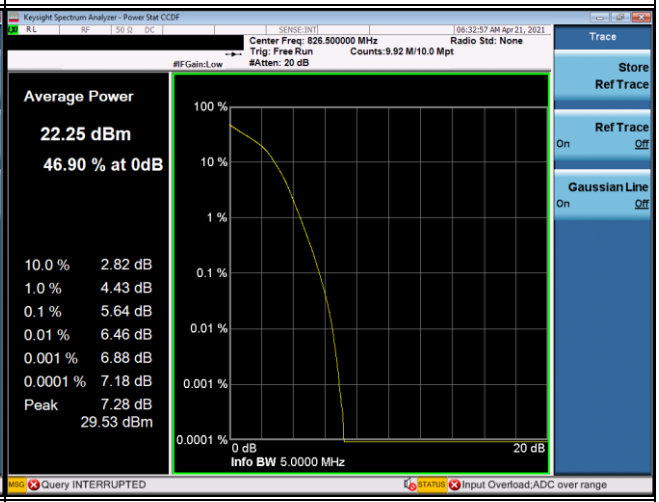

16QAM-20525

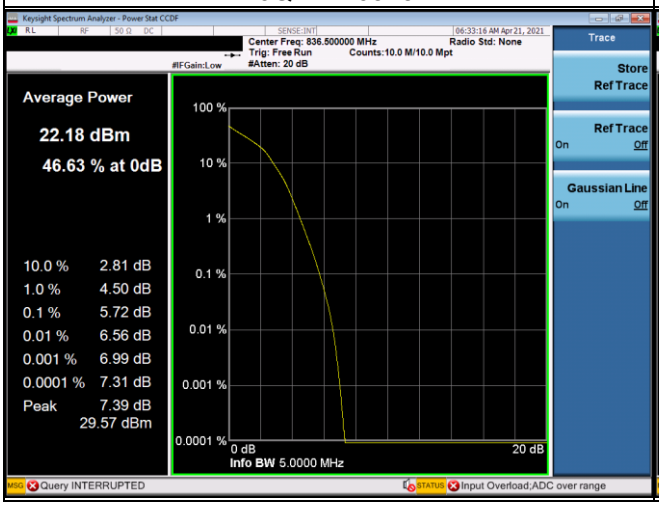

16QAM-20625

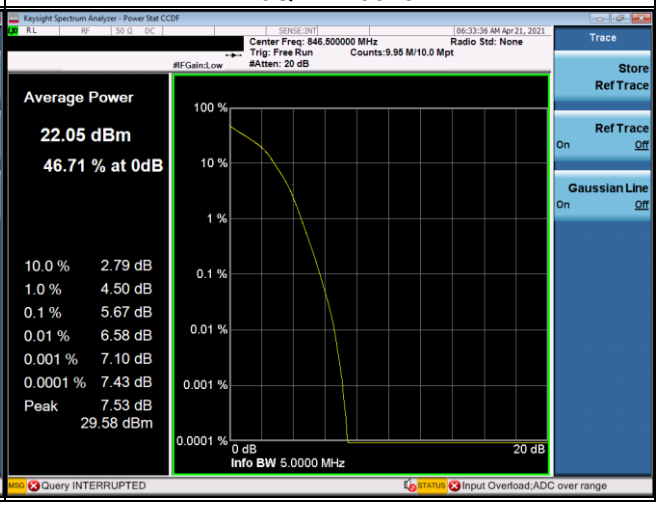

LTE Band 5_10M Spectrum Plot

QPSK-20450

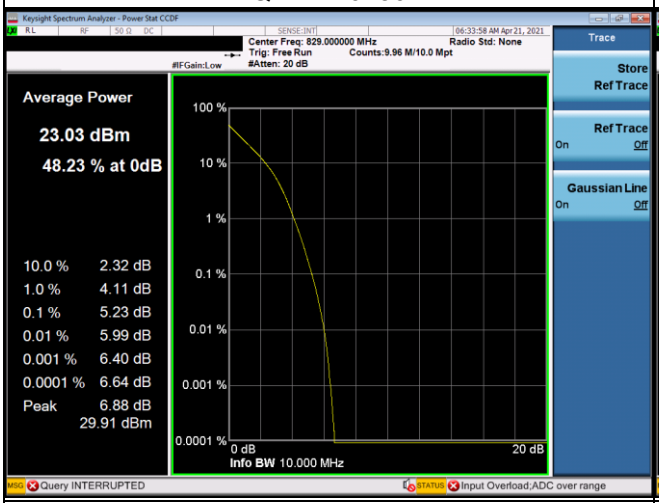

QPSK-20525

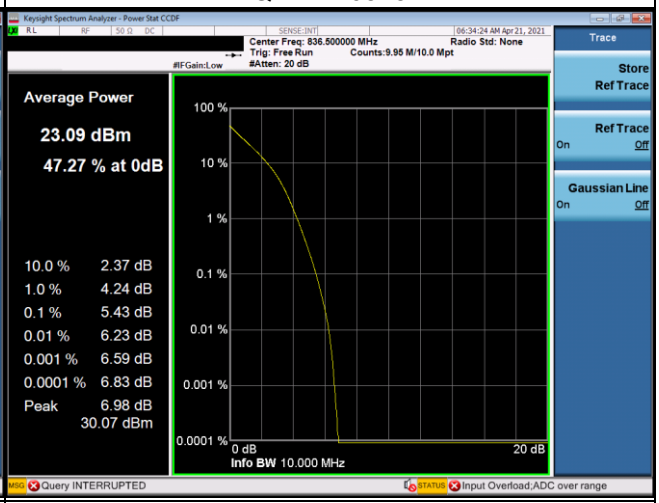

QPSK-20600

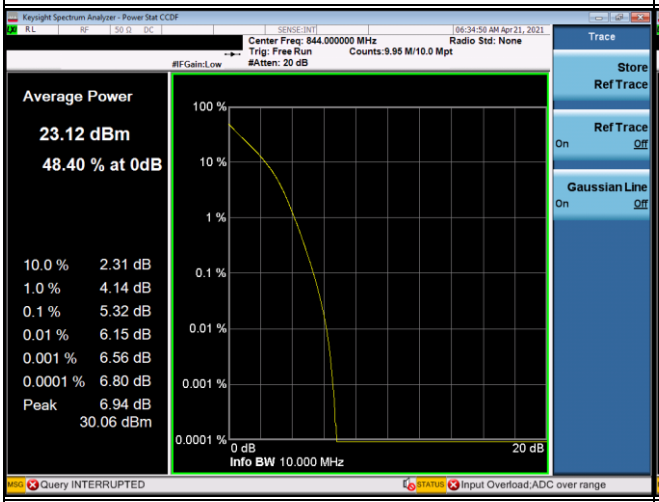

16QAM-20450

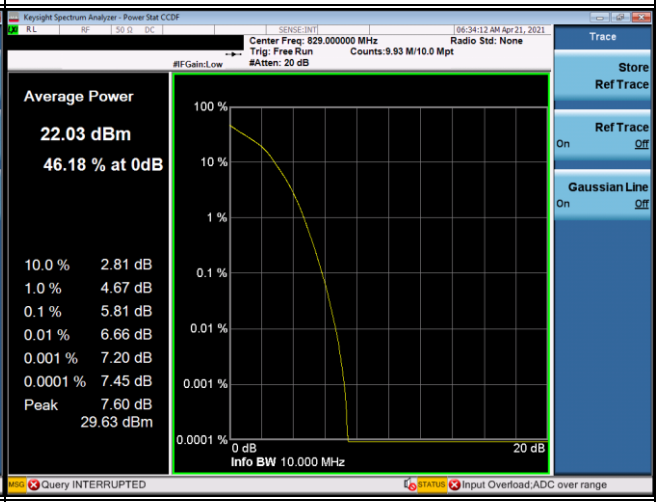

16QAM-20525

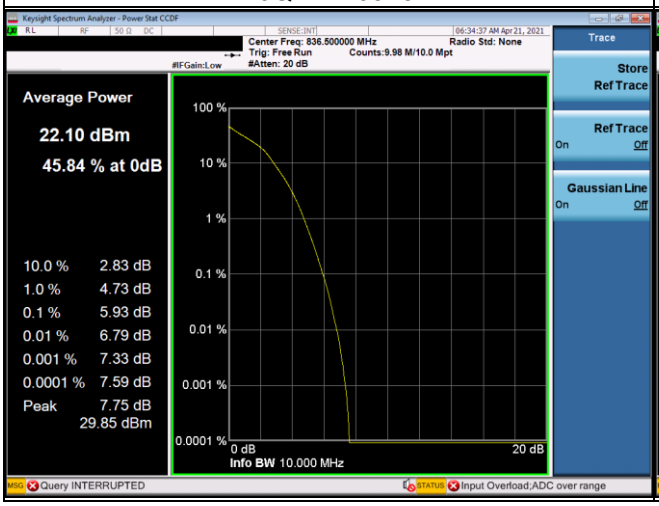

16QAM-20600

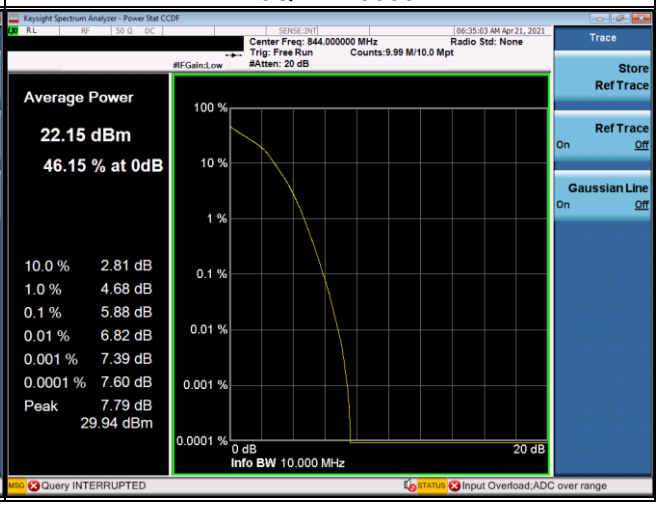

APPENDIX G FREQOENCY STABILITY

Test Mode	WCDMA Band V & LTE Band 5

Voltage	Frequency Error(ppm)					Limit(ppm)
	WCDMA	LTE Band5				
		1.4MHz	3MHz	5MHz	10MHz	
High Voltage	-0.0003	-0.0072	-0.0007	0.0044	0.0008	2.5
Normal Voltage	-0.0087	-0.0044	0.0031	-0.0080	-0.0004	2.5
Low Voltage	-0.0006	-0.0015	-0.0024	-0.0028	0.0070	2.5

Temp	Frequency Error(ppm)					Limit(ppm)
	WCDMA	LTE Band5				
		1.4MHz	3MHz	5MHz	10MHz	
-40	-0.0037	0.0016	-0.0082	-0.0090	-0.0087	2.5
-30	-0.0033	0.0051	0.0040	-0.0075	-0.0079	2.5
-20	-0.0024	0.0047	0.0061	-0.0088	-0.0006	2.5
-10	-0.0007	-0.0039	-0.0063	-0.0009	-0.0023	2.5
0	-0.0037	-0.0082	0.0033	0.0050	-0.0053	2.5
10	0.0004	0.0050	0.0039	-0.0080	0.0010	2.5
20	0.0049	-0.0021	0.0078	-0.0038	0.0029	2.5
30	-0.0052	-0.0085	-0.0079	-0.0029	0.0016	2.5
40	0.0055	0.0070	0.0033	-0.0065	-0.0040	2.5
50	0.0012	0.0074	-0.0021	0.0045	-0.0059	2.5
60	-0.0024	-0.0011	0.0006	-0.0076	0.0060	2.5
70	-0.0031	0.0005	-0.0082	-0.0064	0.0016	2.5
80	0.0077	0.0009	0.0088	0.0087	-0.0059	2.5
90	0.0016	0.0037	-0.0010	-0.0060	0.0051	2.5
95	-0.0076	0.0039	-0.0090	0.0036	0.0010	2.5

End of Test Report