LTE Band 2_15M Spectrum Plot

QPSK-18675

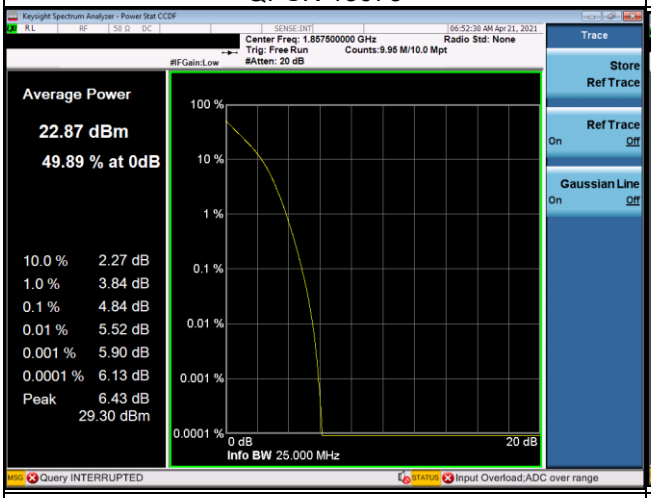

QPSK-18900

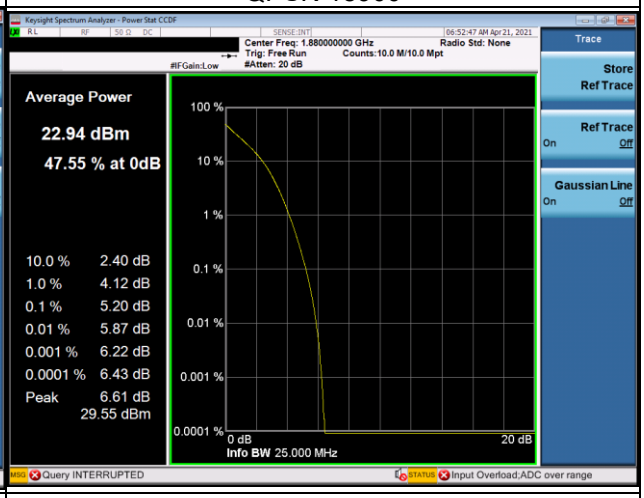

QPSK-19125

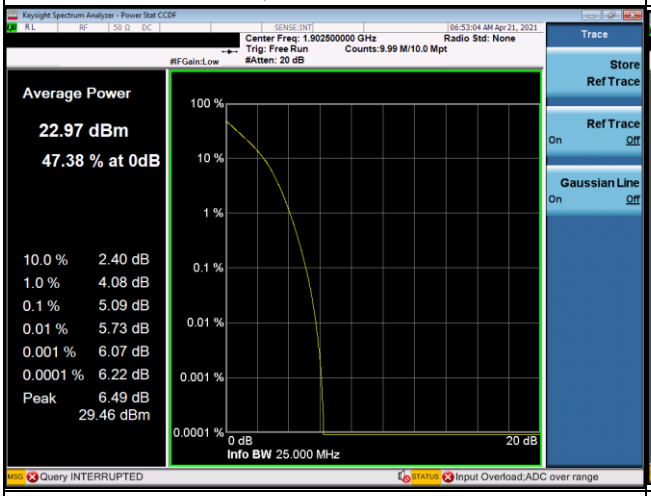

16QAM-18675

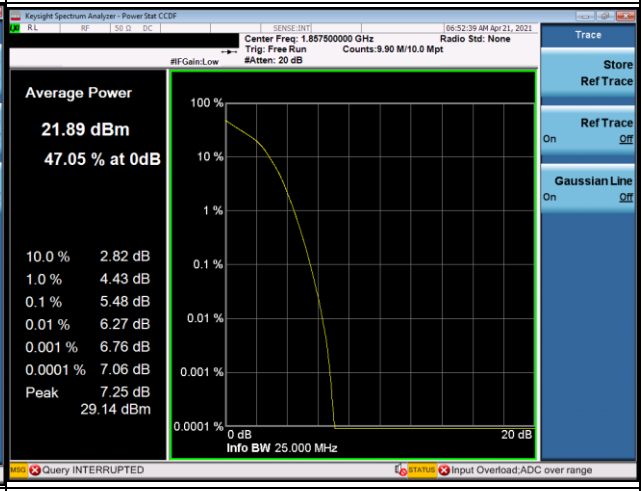

16QAM-18900

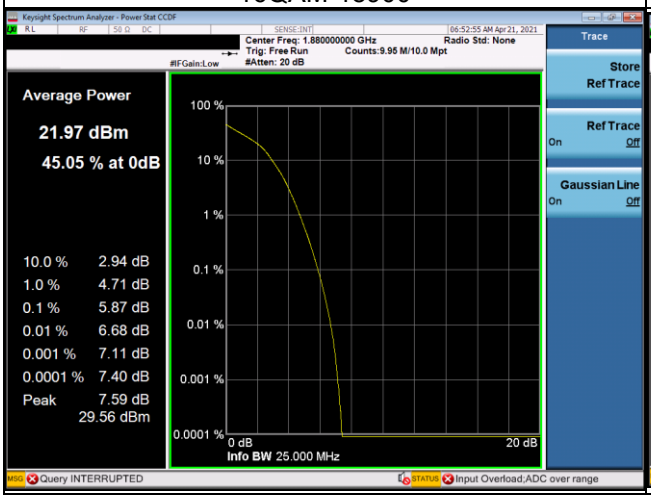

16QAM-19125

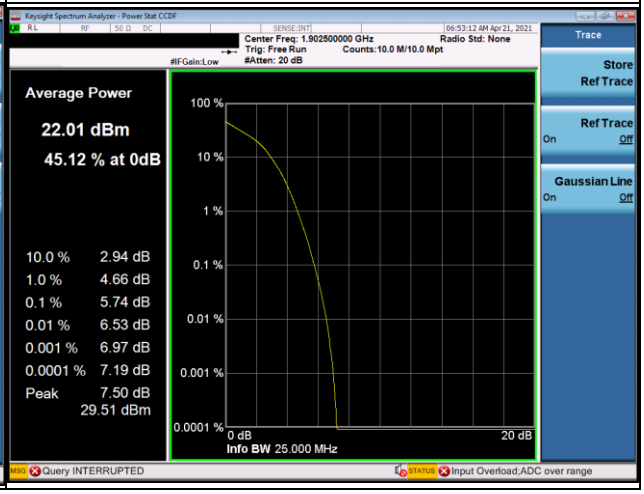

LTE Band 2_20M Spectrum Plot

QPSK-18700

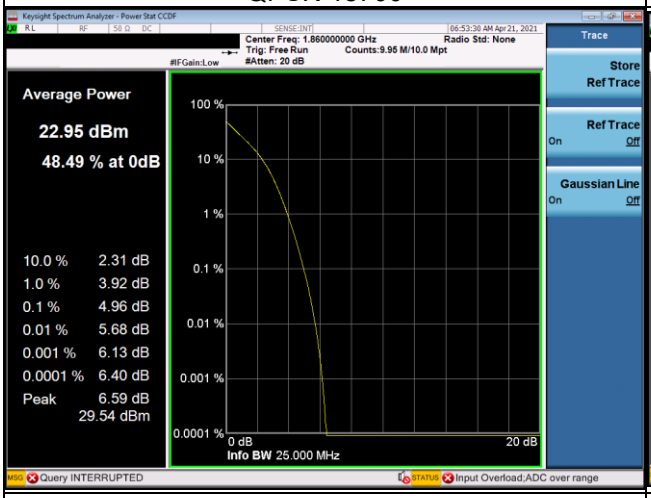

QPSK-18900

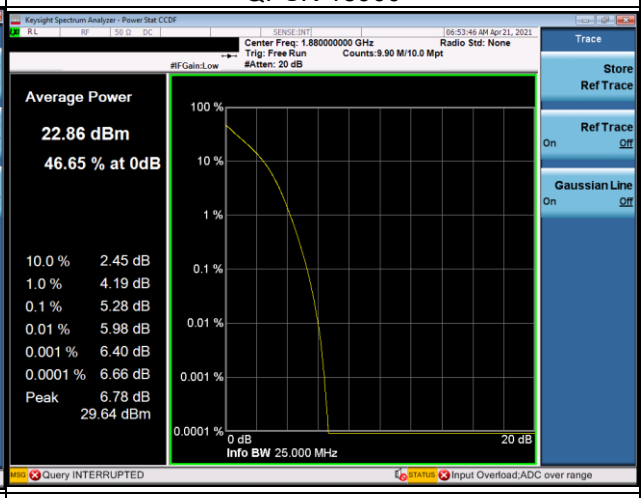

QPSK-19100

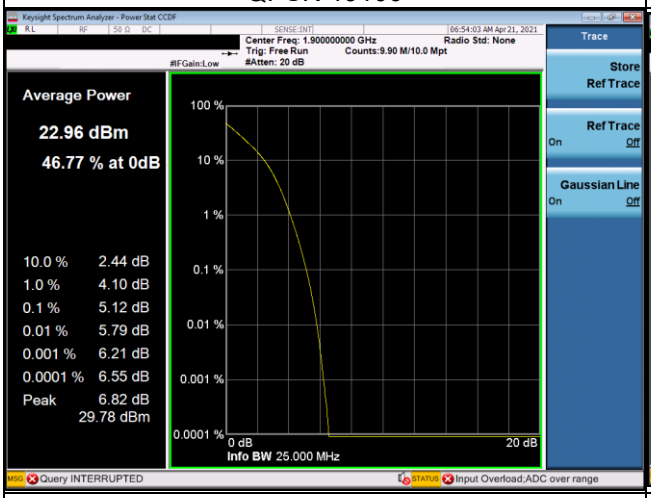

16QAM-18700

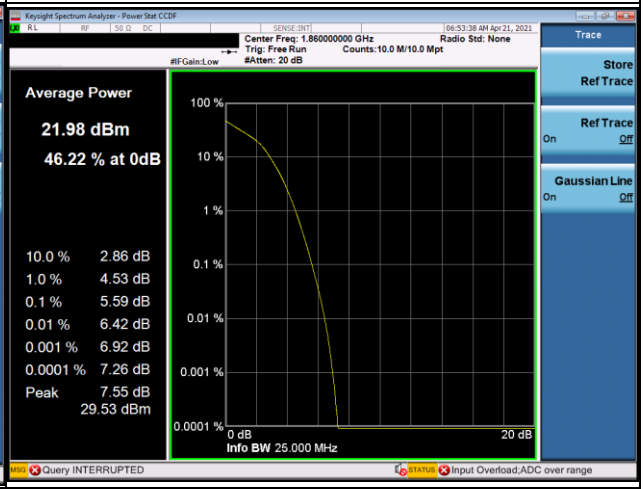

16QAM-18900

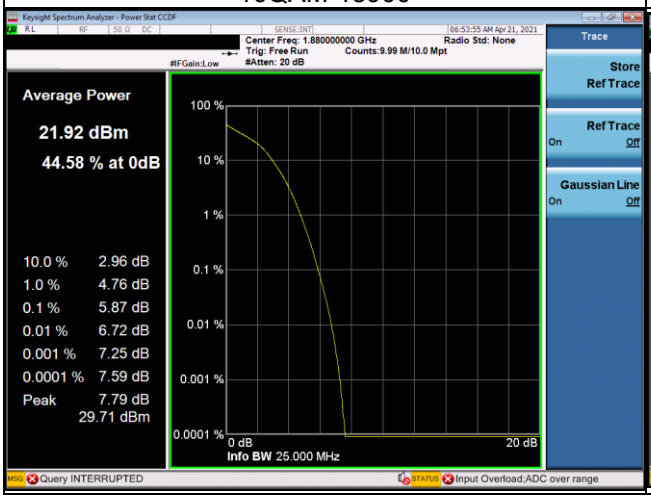

16QAM-19100

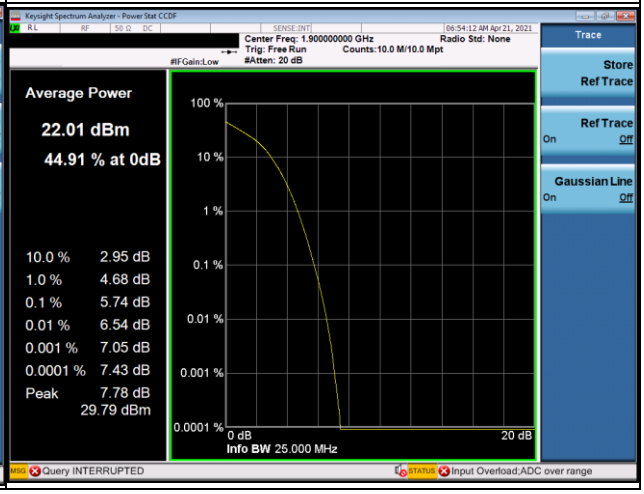

APPENDIX G FREQUENCY STABILITY

Test Mode	WCDMA Band II & LTE Band 2

Voltage	Frequency Error(ppm)							Limit(ppm)
	WCDMA	LTE Band2						
		1.4MHz	3MHz	5MHz	10MHz	15MHz	10MHz	
High Voltage	-0.0011	0.0027	0.0005	-0.0026	0.003	0.0033	0.0043	2.5
Normal Voltage	-0.0017	0.0023	-0.0011	0.0016	0.0046	0.0034	-0.0028	2.5
Low Voltage	0.005	0.0026	0.0028	0.0032	0.0049	0.0005	-0.0014	2.5

Temp	Frequency Error(ppm)							Limit(ppm)
	WCDMA	LTE Band2						
		1.4MHz	3MHz	5MHz	10MHz	15MHz	20MHz	
-40	0.0005	0.0027	0.0038	-0.0026	0.0033	0.0005	0.0027	2.5
-30	-0.0002	0.0028	-0.0005	0.0018	0.0029	-0.0020	0.0037	2.5
-20	0.0039	0.0024	-0.0012	0.0049	-0.0009	0.0041	0.0038	2.5
-10	0.0001	0.0030	-0.0018	0.0011	-0.0005	0.0008	0.0013	2.5
0	0.0017	-0.0015	0.0028	-0.0017	0.0051	0.0011	0.0030	2.5
10	-0.0029	0.0023	0.0004	0.0040	0.0044	-0.0003	0.0030	2.5
20	0.0011	0.0005	0.0038	0.0005	0.0025	-0.0014	0.0043	2.5
30	0.0002	0.0047	-0.0024	-0.0010	0.0042	-0.0001	-0.0020	2.5
40	0.0029	0.0044	0.0044	0.0051	-0.0001	-0.0025	0.0013	2.5
50	0.0053	0.0001	0.0042	-0.0012	0.0048	-0.0024	0.0034	2.5
60	-0.0004	0.0029	0.0017	-0.0005	0.0013	0.0046	0.0050	2.5
70	-0.0011	0.0018	0.0009	-0.0023	0.0028	0.0024	-0.0003	2.5
80	0.0053	0.0016	0.0052	-0.0023	0.0038	0.0023	0.0045	2.5
90	0.0015	0.0015	0.0028	0.0051	-0.0016	0.0014	-0.0008	2.5
95	0.0018	-0.0015	0.0025	0.0018	-0.0002	0.0051	-0.0011	2.5

End of Test Report