Health management robot

Instruction Manual

上海博灵机器人科技有限责任公司

CMIITID：

Table of Contents

1. Product information 5
2. Product composition 6
3. Parts Details 7
4. Software Introduction 9
5. Product maintenance 14
6. Precautions 14
7. After sales service 15
8. Radiation Exposure Statement 16

1.Product information

Note: The appearance color and logo of the product in the following pictures are for reference only, and are only used to explain the structure and wearing method.

Product name: Health Management Robot
Product model: Mercury-Sports-1901

Product Specifications		
Name	**Sub-name**	**Description**
Basic specifications	Brand Name	Move Robotics
	Waist Size Range	CS56~110
		CL74~130
	Charging time	2.5hours
	Rated working hours	10hours
	Catetory	Health Management Robot
	Packaging dimensions	600mm (length) * 500mm (width) * 160mm (thickness)
	Product weight	2KG
	Packaging weight	1.8KG
	The main material	Aluminum alloy, PC + ABS
	Working temperature range	-20°~50°
	Product composition	Central Control +Waist Belt
		Module + strap (at the left thigh)
		Module + strap (at the right thigh)
		Module + strap (at the left lower leg)
		Module + strap (at the right leg)
		Module + strap (left foot)
		module + strap (right foot)
		Packing box, lining
		Manual, instruction manual, warranty card, certificate of conformity
		Power cord + charging adapter
		Router + router adapter
Technical specifications and hardware	Login Method	Scan QR code to login
	Software Platfomr	Operator: iOS (IPAD preferred) User: iOS/Android (Wechat required)

parameters	Forwarding Performance	200Kpps
	Wireless Network Frequency	5G
Precautions	Before using the product, you need to confirm that the product initialization is complete and the module connection status is normal;	
	The product needs to be placed stably during storage and transportation. Prevent the product from falling and ventilate it from moisture;	
	During the wearing process, the subject under test is recommended to wear it with the assistance of the operator. Avoid squeezing the device during use of the product	
	People with joint instability, osteoporosis, muscle weakness / muscle paralysis, muscle control ability, behavioral capacity, loss of balance function, cerebellar injury, etc. are prohibited from using this product.	
	Do not place the product near fire sources or hot objects, and please avoid direct sunlight.	
	The charger may become hot during charging, which is normal.	

Product label (adhesive sticker behind the central control):

2.Product composition



Hardware composition:

① Central Control + Waist Band

② Module + strap (at the left thigh)

③ Module + strap (at the right thigh)
④ Module + strap (at the left lower leg)
⑤ Module + strap (at the right leg)
⑥ Module + strap (left foot)
⑦ module + strap (right foot)
material:
Manual x1, User's Guide x1, Warranty Card x1, Certificate of Qualification x1

3.Parts Details

Central control light bar: composed of seven white light bars;
1. Charging status display: When the magnetic charging head is plugged into the module, the module displays the current power, which is displayed by four light bars (LED), and the remaining power (LED) is displayed by a marquee.
2. Power display: The central control module is displayed in 7 segments, which are gradually decreased from both sides, and each side is reduced by 1 each time. When the power is less than 25%, the last light flashes.
3. Initialization status display: After the module is powered on, if it passes the dynamic and static detection, the initialization status will be displayed on the light bar. If the initialization fails, the 4 lights flash simultaneously.
4. If the module is successfully initialized, the light bar will show the power. (Working condition is normal)
5. Module communication connection status display: currently displayed on the IPAD.
Charging: using magnetic charging

Thigh components: left and right thigh parts, elastic straps, batteries, electronic parts

Calf components: left and right calf parts, elastic straps, batteries, electronic parts

Foot components: left and right foot parts, elastic straps, batteries, electronic parts

Out of power	Notlit
Charging status	Marquee
Use state	Light bar with current power on
Initialization success status	Light bar with current power on
Initialization failed status	Light bar flashes simultaneously
Blocking state	Not lit

Fully charged	The light bar is breathing

4. Software Introduction

Software: PC version, IPAD version

Software function flowchart

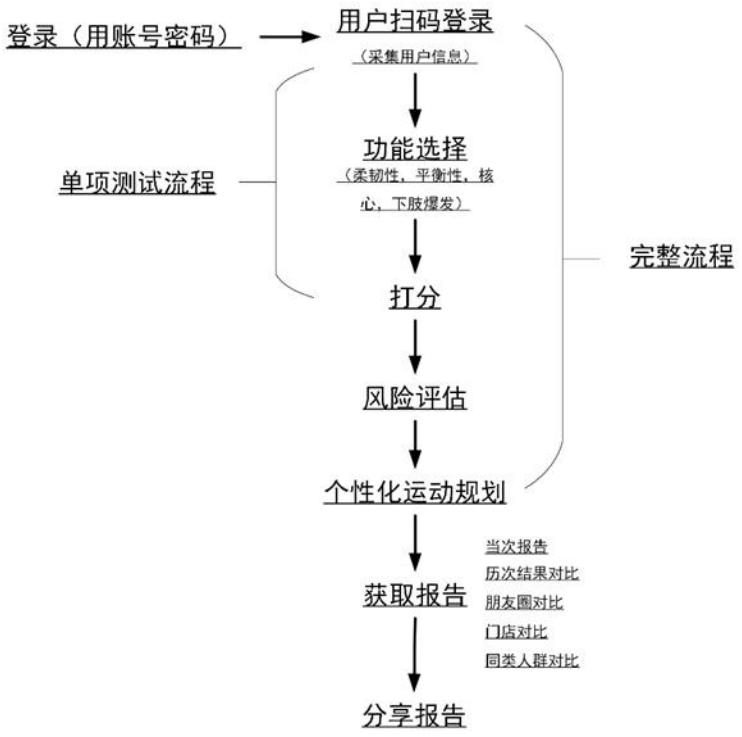

Software requires mobile phone to scan QR code to log in (the first time you need to fill in the registration information)

Feature selection

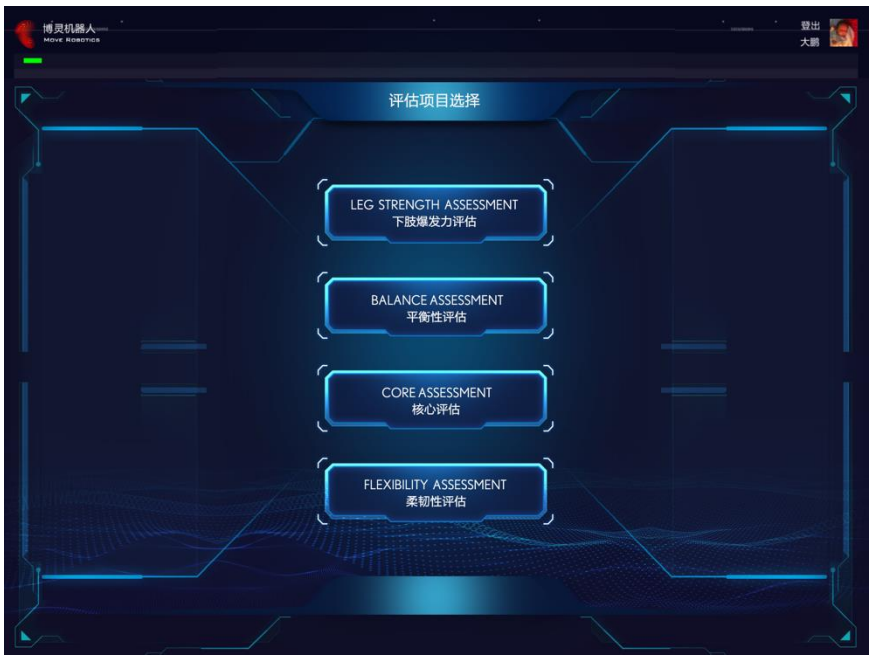



Equipment calibration (standing calibration and sitting calibration)



Follow the Pad to complete a series of actions



View report

We Chat user report

Backstage management: Permission levels are divided into super administrator, operational administrator, organization management and store management

User Management

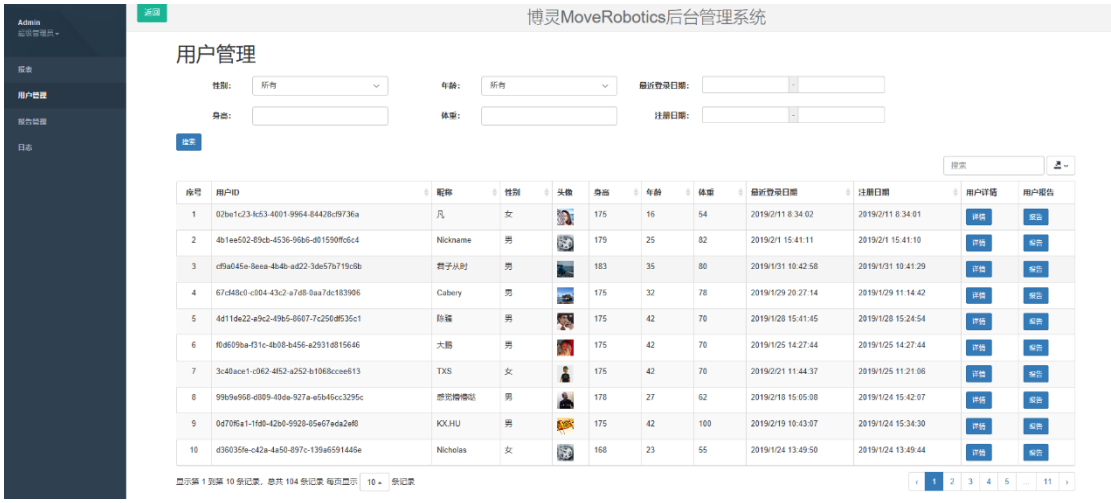

Report statistics:

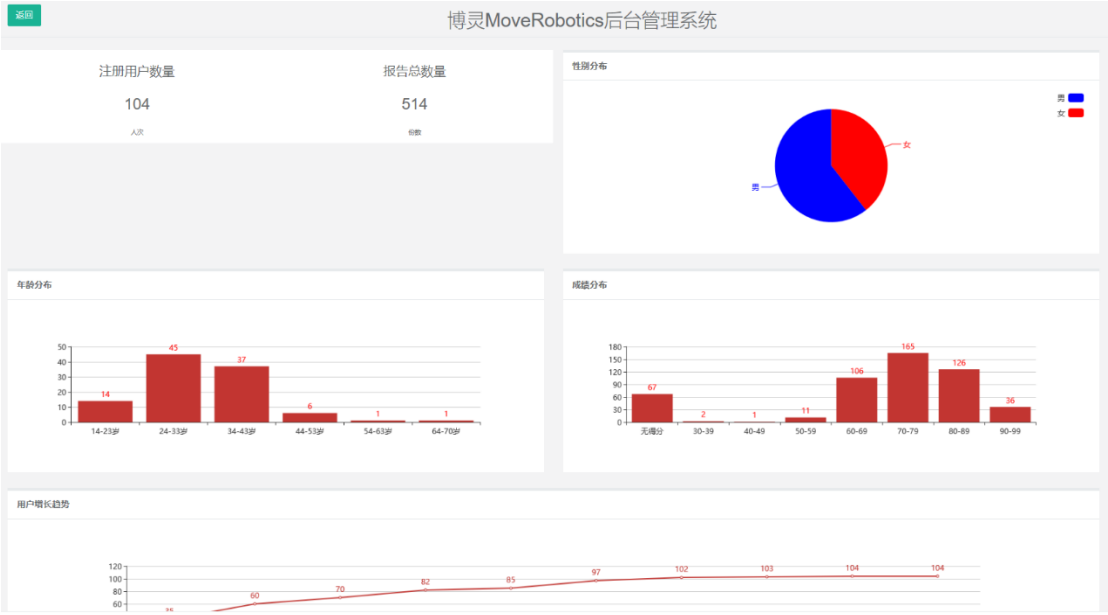

5. Product maintenance

① Hardware failure and maintenance

The flashing of the module light indicates that the initialization has failed. At this time, the module needs to be connected to the magnetic charging head and re-initialized.

② Software failure and maintenance

A. When the network connection is interrupted or the signal is weak, the corresponding module of the iPad software interface will display a red light. At this time, check the power of the module and the connection status of the router.

B. After the software shows a red light, the iPad software interface will be frozen. At this time, you need to exit the software first, then re-open the software or check whether there is sufficient storage space.

C. If the software fails to log in, you need to log in again

③ Cleaning: Keep the straps clean. If there are any stains or sweat, use a cleaning solution to clean them.

④ Charge the device daily.The light bar on the module is displayed as a marquee when charging.

① For further assitance, please contact theservice in time.

6.Precautions

1. Before using the product, you need to confirm that the product initialization is complete and the module connection status is normal;
2. The product needs to be placed stably during storage and transportation. Prevent the product from falling and ventilate it from moisture;
3. During the wearing process, the user is recommended to wear it with the assistance of the coach. Avoid squeezing the device during use of the product;
4. People with joint instability, osteoporosis, muscle weakness / muscle paralysis, muscle control ability, behavioral capacity, loss of balance function, cerebellar injury, etc. are prohibited from using this product.

7.FCC Statement

This equipment has been tested and found to comply with the limits for a Class B digital device, pursuant to Part 15 of the FCC Rules. These limits are designed to provide reasonable protection against harmful interference in a residential installation. This equipment generates uses and can radiate radio frequency energy and, if not installed and used in accordance with the instructions, may cause harmful interference to radio communications. However, there is no guarantee that interference will not occur in a particular installation. If this equipment does cause harmful interference to radio or television reception, which can be determined by turning the equipment off and on, the user is encouraged to try to correct the interference by one or more of the following measures:
-- Reorient or relocate the receiving antenna.
-- Increase the separation between the equipment and receiver.
-- Connect the equipment into an outlet on a circuit different from that to which the receiver is connected.
-- Consult the dealer or an experienced radio/TV technician for help.

This device complies with part 15 of the FCC Rules. Operation is subject to the following two conditions:
(1) This device may not cause harmful interference, and (2) this device must accept any interference received, including interference that may cause undesired operation.

Changes or modifications not expressly approved by the party responsible for compliance could void the user's authority to operate the equipment.

8. After sales service

① All the products sold by our company are returned, exchanged, and repaired in case of quality problems, and are strictly in accordance with the Three Guarantees of relevant national products (refundable, replaceable, repairable within 7 days; replaceable, repairable

within 8 to 15 days). The return, exchange and repair service time start from the date of receipt of the goods. The return and exchange service do not include the following situations: man-made damage, damage caused by improper use, damage by irresistible natural forces (earthquake, fire, etc.)

② About the cost of return, replacement and repair:

A. Within seven days after receipt, if there is a problem with the quality of the goods themselves, the freight cost for returning goods will be the seller's responsibility. Within seven days from receipt, buyers and sellers shall bear their own freight charges for returned freight charges due to the quality of the goods themselves;

B. Please return all parts, documents and materials within the original packaging , ensure that the outer packaging is intact.

③ Judgment of product quality

If there is a quality problem with the product, please contact the company's after-sales center, provide the damage information to explain the reason, and provide a purchase document or invoice, and send the defective product and the complete package to the company's after-sales center. The company will test the products and provide test reports. If the test report confirms that it is a quality problem, the company will handle the return and exchange service in accordance with the relevant regulations of the state.

④ In particular, return and exchange services will not be processed in the following cases:

A. Any goods not sold by the company (the serial number does not match);

B. Products out of the maintenance and support period will not be accepted;

C. Product quality issues include unauthorized repairs, misuse, collision, negligence, abuse, fluid ingress, accidents, alterations, incorrect installation, tearing or alteration of labels, machine serial numbers or anti-counterfeiting marks, etc., cannot be returned goods;

D. The product's outer packaging, accessories, instructions are incomplete, or the invoice is missing or altered, no return or exchange service will be provided;

E. Non-commodity quality issues, such as compatibility issues, dissatisfaction with color, appearance, and shape, are not quality issues and are not covered by the return and exchange service;

F. The normal wear and tear of the product is not within the scope of the return and exchange service;

G. The original packaging of the sealed product is opened;

H. The product is used.

Service information:

Manufacturer: Shanghai Boling Robot Technology Co., Ltd.

Feedback Contact:

Email: contact@moverobotics.net

Phone: 021-20936182-801

Contact address: 4th floor, Lingang Xinyefang, No. 1150 Feidu Road, Pudong New District, Shanghai

Radiation Exposure Statement

The device has been evaluated to meet general RF exposure requirement. The device can be used in portable exposure condition without restriction for

FCC ID: 2AVZEMRMCRUS20PT200, FCC ID: 2AVZEMRMCRUS20PT205,

FCC ID: 2AVZEMRMCRUS20PT206.

The SAR limit of USA (FCC) is 1.6 W/kg averaged over one gram of tissue.
Device types: (FCC ID: 2AVZEMRMCRUS20PT201) has also been tested against this SAR limit. The highest SAR value reported under this standard during product certification when properly worn on the body is 0.153W/kg.
Device types: (FCC ID: 2AVZEMRMCRUS20PT202) has also been tested against this SAR limit. The highest SAR value reported under this standard during product certification when properly worn on the body is 0.067W/kg.
Device types: (FCC ID: 2AVZEMRMCRUS20PT203) has also been tested against this SAR limit. The highest SAR value reported under this standard during product certification when properly worn on the body is 0.094W/kg.
Device types: (FCC ID: 2AVZEMRMCRUS20PT204) has also been tested against this SAR limit. The highest SAR value reported under this standard during product certification when properly worn on the body is 0.116W/kg.
This device was tested for typical body-worn operations kept 0mm from the body.