User Manual

AS108



AS108

Please follow the instruction
in this guide to enjoy the best sound.

Package Contents

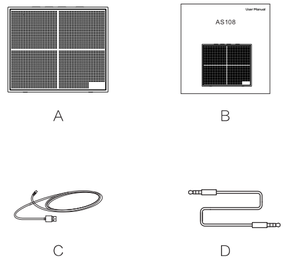

Operation Instruction

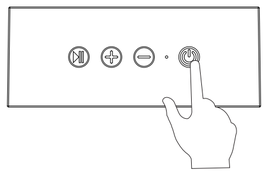

Hold " ⏻ " button to power on and off
it will be in Bluetooth mode by default.
Short Press " ⏯ " button to play/pause music
(only works under Bluetooth mode)

Bluetooth Connection

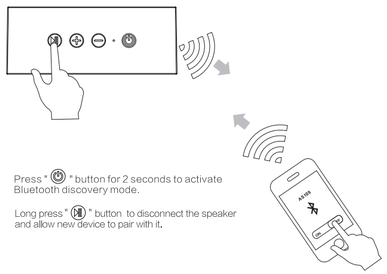

Press " ⏻ " button for 2 seconds to activate
Bluetooth discovery mode.

Long press " ⏯ " button to disconnect the speaker
and allow new device to pair with it.

Line In

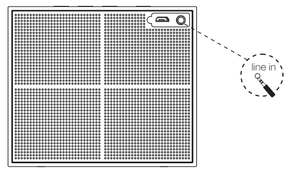

Use " AUX IN " to connect any audio device via a 3.5mm cable.

Short press " ⏻ " button to switch AUX IN mode
then white LED flashes every 2 seconds.

Short press " ⏻ " button again back to Bluetooth mode
then white LED flashes quickly.

Handsfree

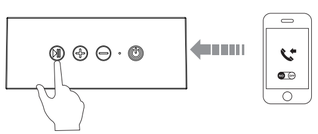

While connected to a smartphone in Bluetooth mode, you can short press the " ⏯ " button to answer any incoming call and long press the " ⏯ " button to reject . While talking, short press the " ⏯ " button to end the call.

Volume Control

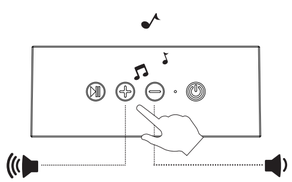

Press the buttons to decrease or increase volume.

Charging

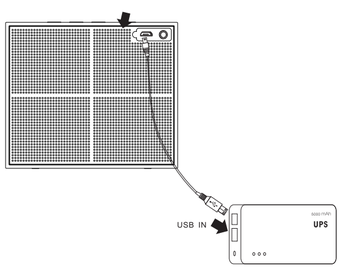

Connect speaker via USB cable to any power source (USB charger, powerbank, laptop, etc.) to charge battery.

Specification

- Model No.: AS108
- Size: 100*86*40mm
- Output power: 5W * 1
- Input: USB 5V⎓1A
- Frequency Response: 80Hz-18KHz
- Battery Capacity: 1200mAh
- Product: Bluetooth Speaker
- Bluetooth
- AUX IN 3.5mm
- Operate: Buttons
- Material: ABS
- S/N: ≥75db

Safety and Maintenance

FCC Caution:

This device complies with part 15 of the FCC Rules. Operation is subject to the following two conditions: (1) This device may not cause harmful interference, and (2) this device must accept any interference received, including interference that may cause undesired operation.

Any Changes or modifications not expressly approved by the party responsible for compliance could void the user's authority to operate the equipment.

Note: This equipment has been tested and found to comply with the limits for a Class B digital device, pursuant to part 15 of the FCC Rules. These limits are designed to provide reasonable protection against harmful interference in a residential installation. This equipment generates uses and can radiate radio frequency energy and, if not installed and used in accordance with the instructions, may cause harmful interference to radio communications. However, there is no guarantee that interference will not occur in a particular installation. If this equipment does cause harmful interference to radio or television reception, which can be determined by turning the equipment off and on, the user is encouraged to try to correct the interference by one or more of the following measures:

-Reorient or relocate the receiving antenna.

-Increase the separation between the equipment and receiver.

-Connect the equipment into an outlet on a circuit different from that to which the receiver is connected.

-Consult the dealer or an experienced radio/TV technician for help.

The device has been evaluated to meet general RF exposure requirement. The device can be used in portable exposure condition without restriction.