802.11ax-20 MHz(SU) HIGH CHANNEL, SPURIOUS 30 MHz ~ 3 GHz

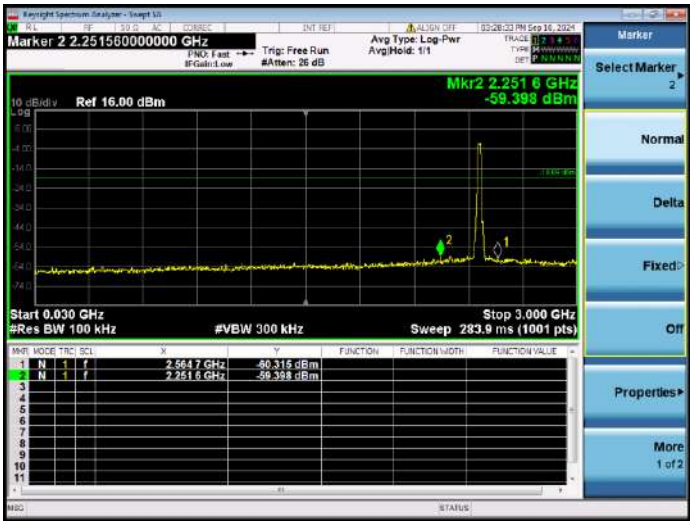

802.11ax-20 MHz(SU) HIGH CHANNEL, SPURIOUS 2 GHz ~ 25 GHz

802.11ax-40 MHz(SU) LOW CHANNEL CARRIER LEVEL

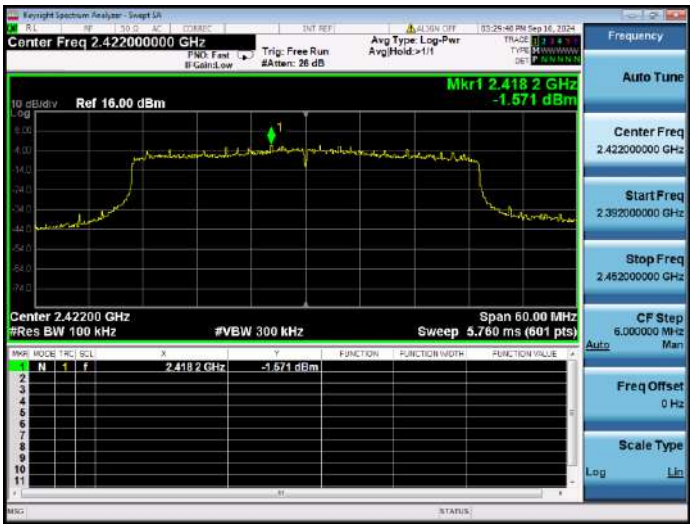

802.11ax-40 MHz(SU) LOW CHANNEL, SPURIOUS 30 MHz ~ 3 GHz

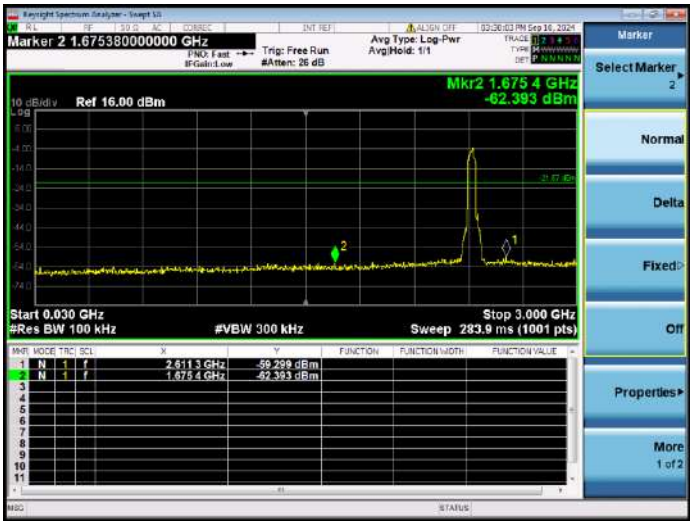

802.11ax-40 MHz(SU) LOW CHANNEL, SPURIOUS 2 GHz ~ 25 GHz

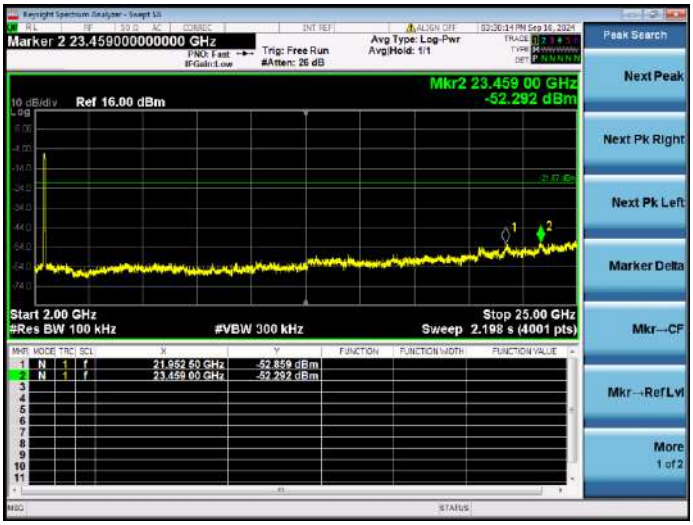

802.11ax-40 MHz(SU) MIDDLE CHANNEL CARRIER LEVEL

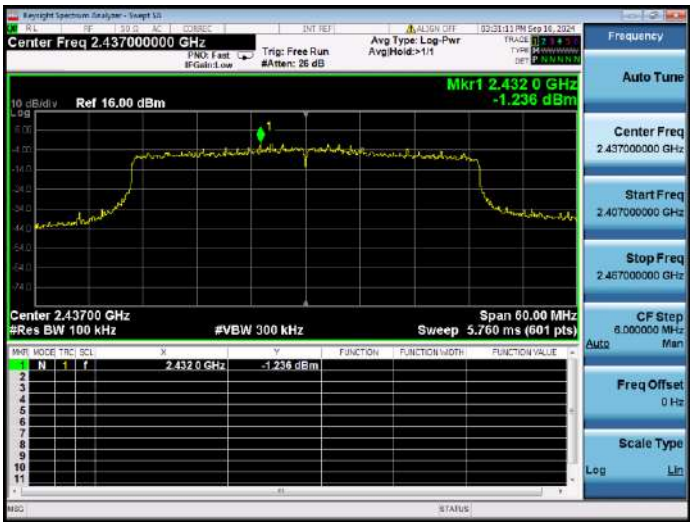

802.11ax-40 MHz(SU) MIDDLE CHANNEL, SPURIOUS 30 MHz ~ 3 GHz

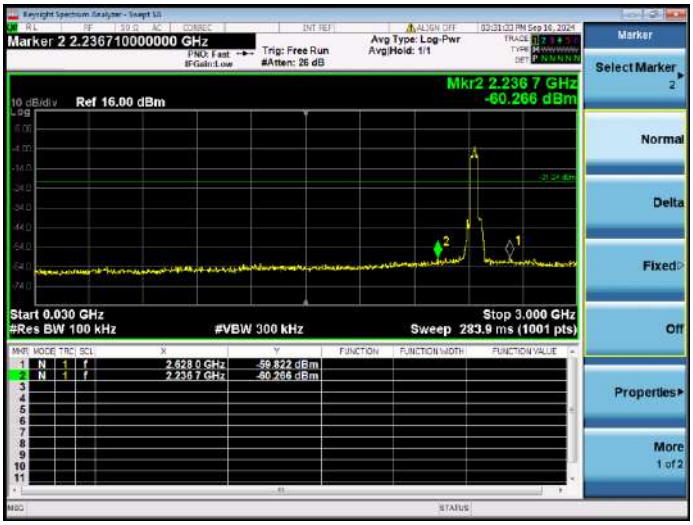

802.11ax-40 MHz(SU) MIDDLE CHANNEL, SPURIOUS 2 GHz ~ 25 GHz

802.11ax-40 MHz(SU) HIGH CHANNEL CARRIER LEVEL

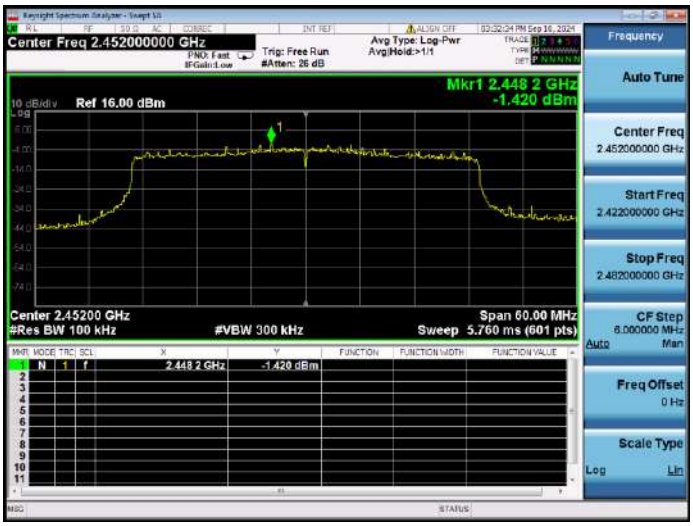

802.11ax-40 MHz(SU) HIGH CHANNEL, SPURIOUS 30 MHz ~ 3 GHz

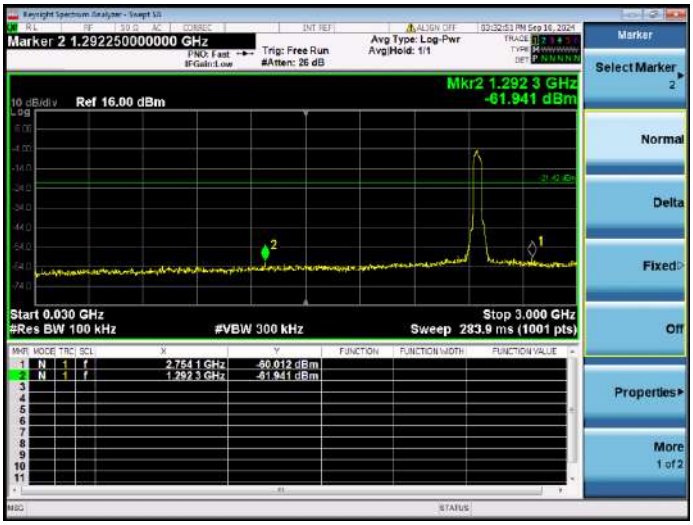

802.11ax-40 MHz(SU) HIGH CHANNEL, SPURIOUS 2 GHz ~ 25 GHz

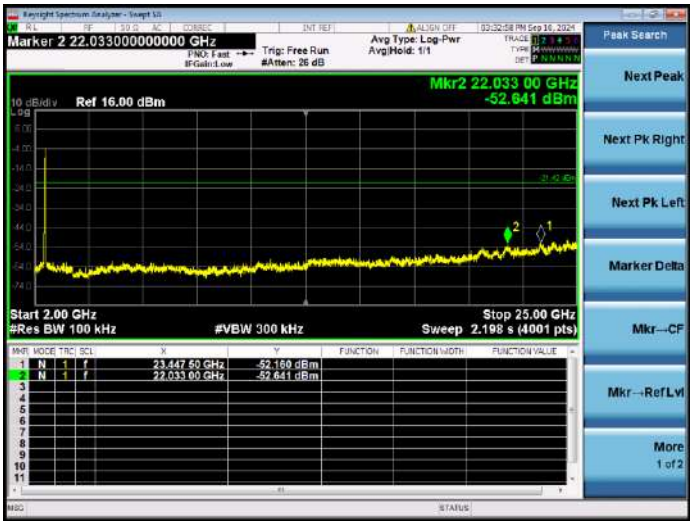

Aux. Antenna

802.11b LOW CHANNEL CARRIER LEVEL

802.11b LOW CHANNEL, SPURIOUS 30 MHz ~ 3 GHz

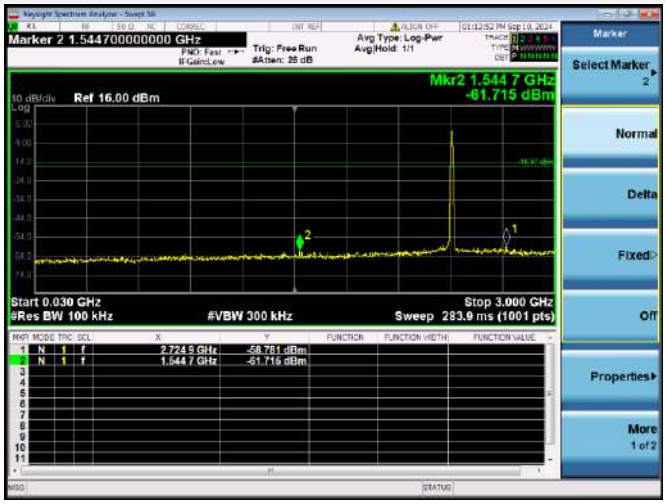

802.11b LOW CHANNEL, SPURIOUS 2 GHz ~ 25 GHz

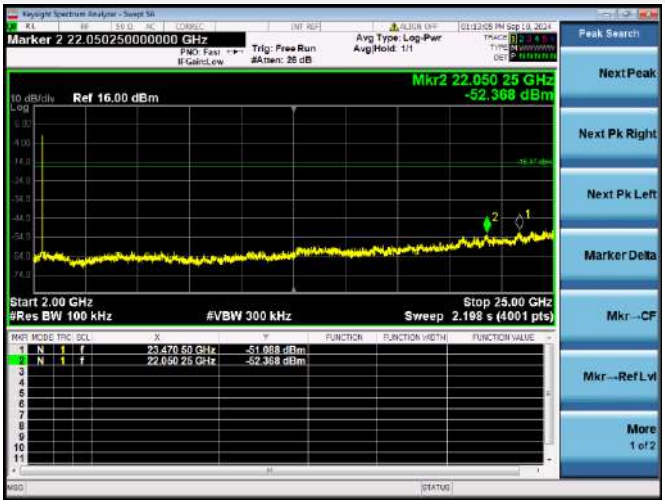

802.11b MIDDLE CHANNEL CARRIER LEVEL

802.11b MIDDLE CHANNEL, SPURIOUS
30 MHz ~ 3 GHz

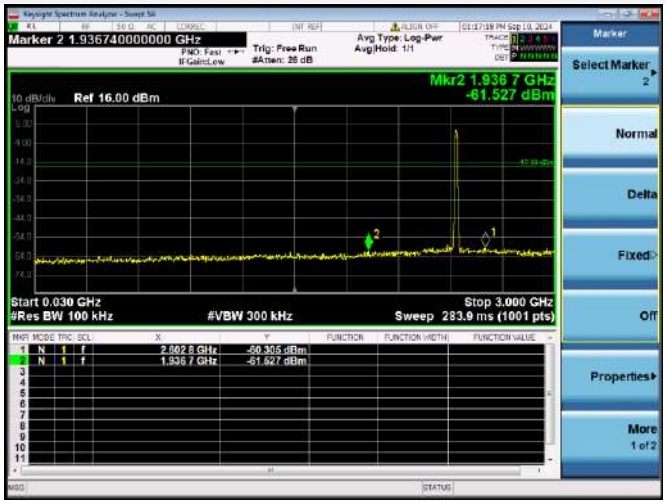

802.11b MIDDLE CHANNEL, SPURIOUS
2 GHz ~ 25 GHz

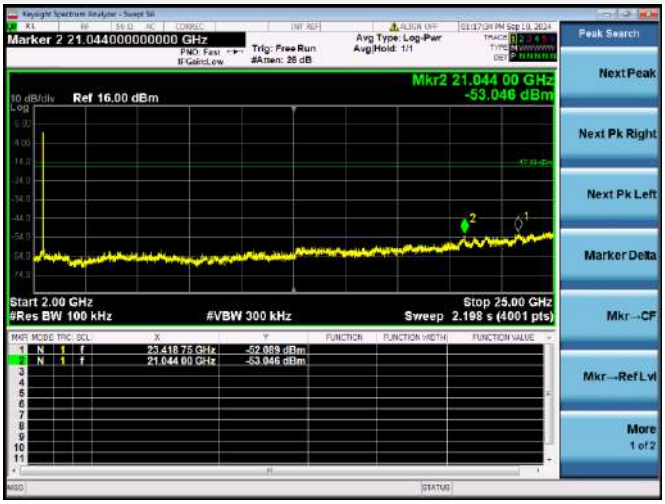

802.11b HIGH CHANNEL CARRIER LEVEL

802.11b HIGH CHANNEL, SPURIOUS
30 MHz ~ 3 GHz

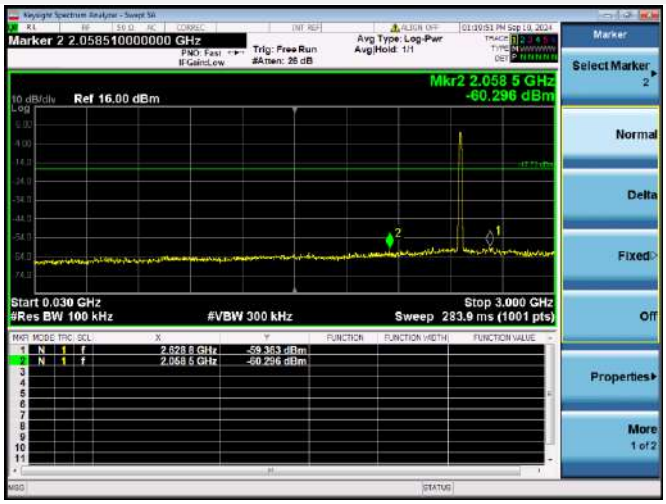

802.11b HIGH CHANNEL, SPURIOUS
2 GHz ~ 25 GHz

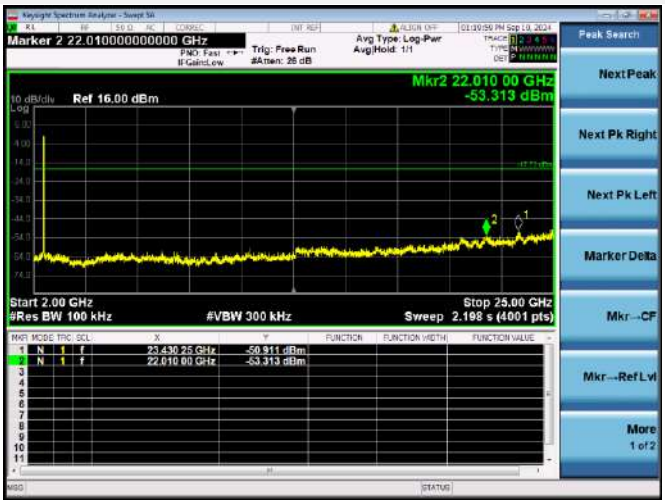

802.11g LOW CHANNEL CARRIER LEVEL

802.11g LOW CHANNEL, SPURIOUS 30 MHz ~ 3 GHz

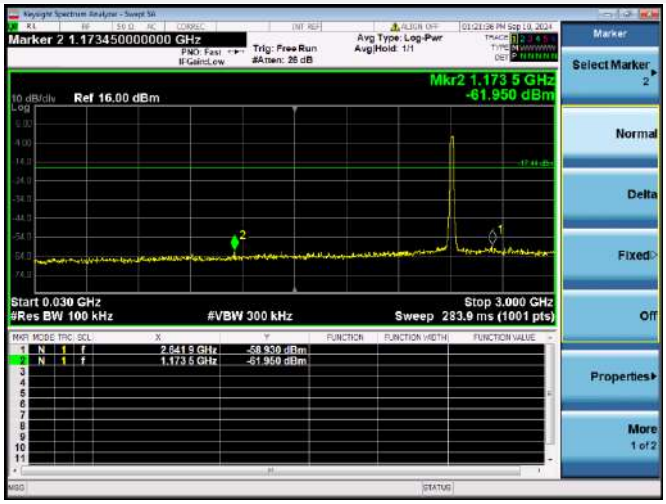

802.11g LOW CHANNEL, SPURIOUS 2 GHz ~ 25 GHz

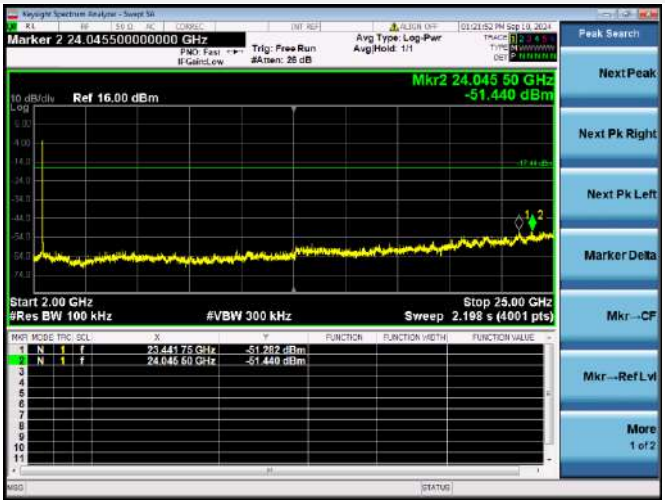

802.11g MIDDLE CHANNEL CARRIER LEVEL

802.11g MIDDLE CHANNEL, SPURIOUS
30 MHz ~ 3 GHz

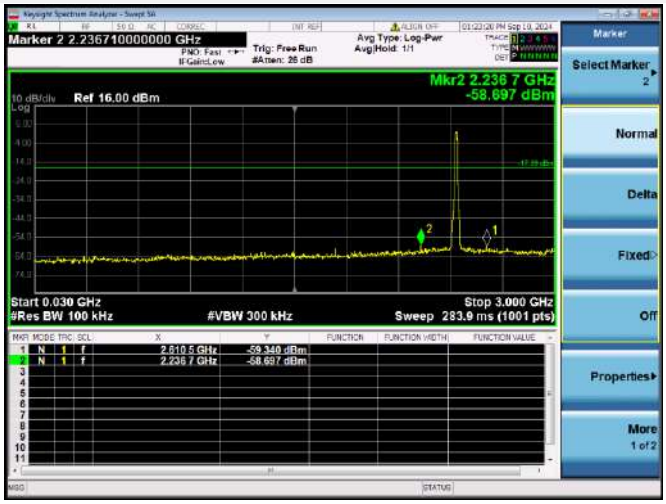

802.11g MIDDLE CHANNEL, SPURIOUS
2 GHz ~ 25 GHz

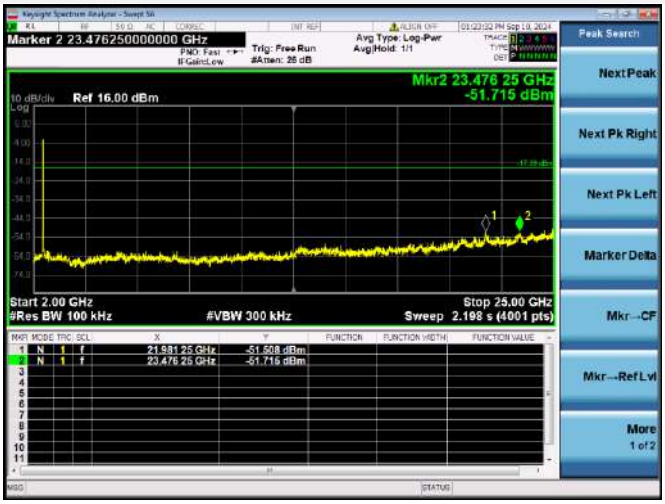

802.11g HIGH CHANNEL CARRIER LEVEL

802.11g HIGH CHANNEL, SPURIOUS
30 MHz ~ 3 GHz

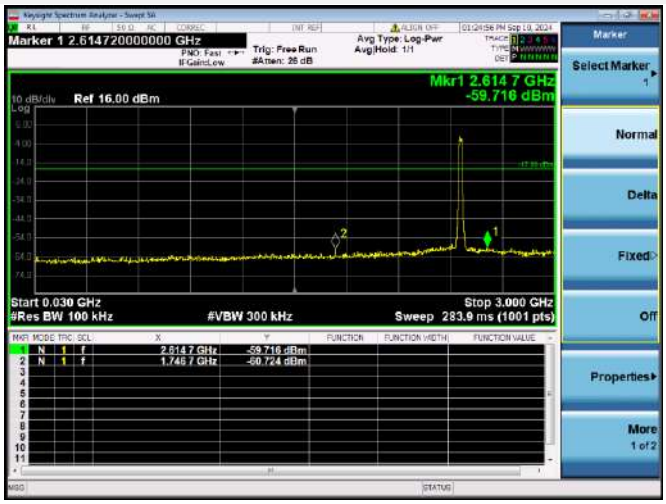

802.11g HIGH CHANNEL, SPURIOUS
2 GHz ~ 25 GHz

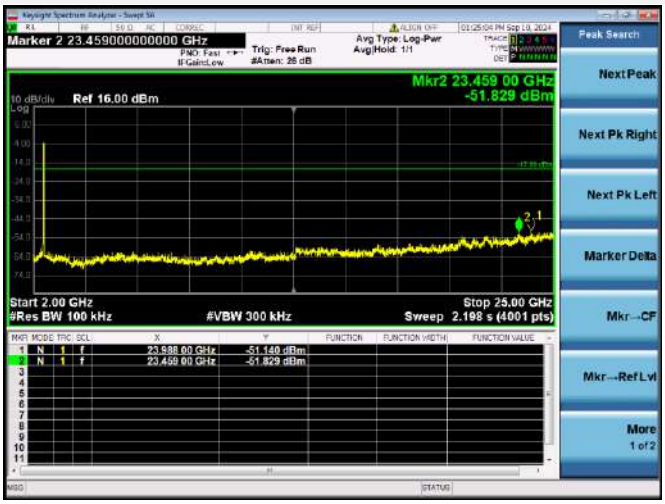

802.11n-20 MHz LOW CHANNEL CARRIER LEVEL

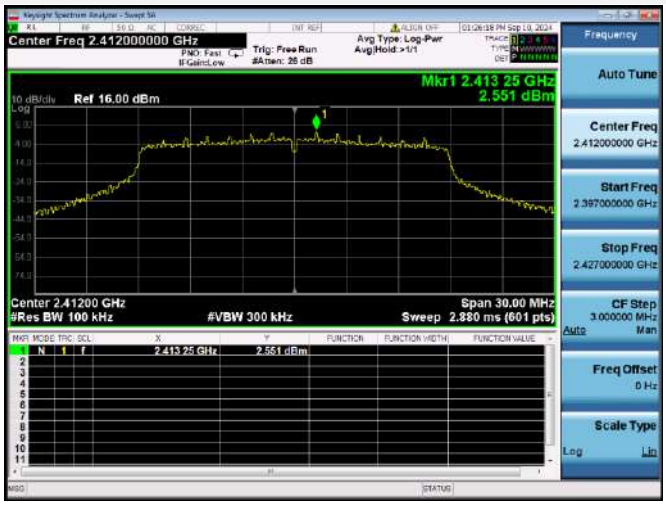

802.11n-20 MHz LOW CHANNEL, SPURIOUS 30 MHz ~ 3 GHz

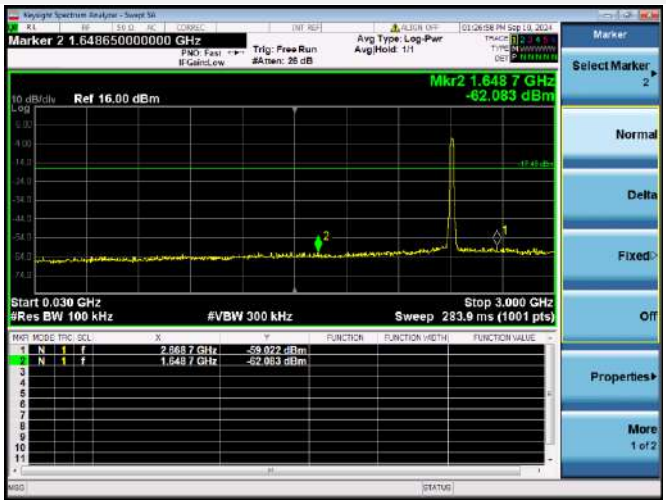

802.11n-20 MHz LOW CHANNEL, SPURIOUS 2 GHz ~ 25 GHz

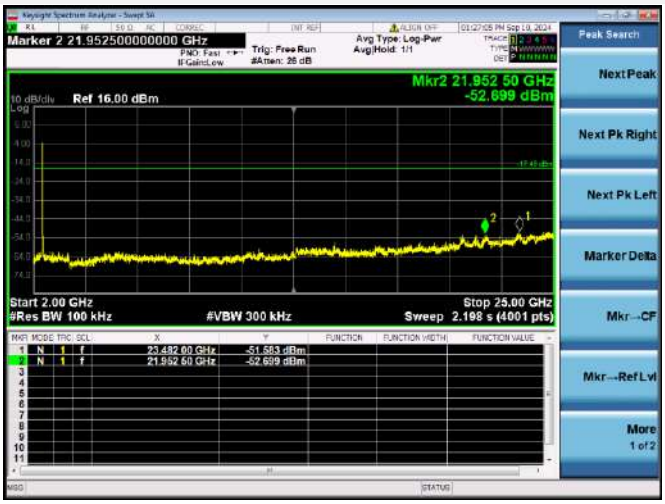

802.11n-20 MHz MIDDLE CHANNEL CARRIER LEVEL

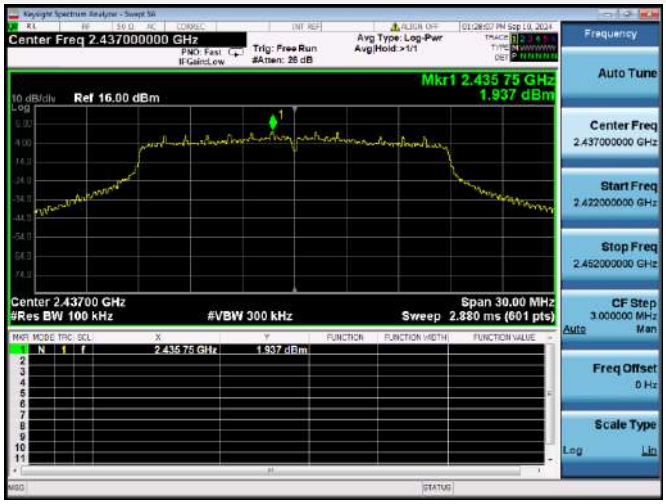

802.11n-20 MHz MIDDLE CHANNEL, SPURIOUS 30 MHz ~ 3 GHz

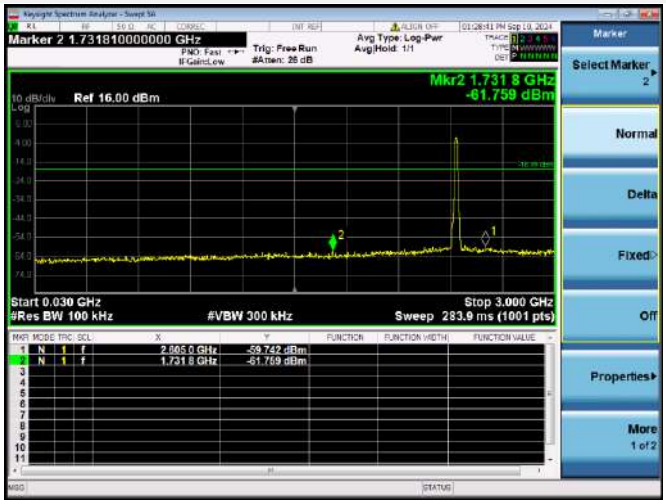

802.11n-20 MHz MIDDLE CHANNEL, SPURIOUS 2 GHz ~ 25 GHz

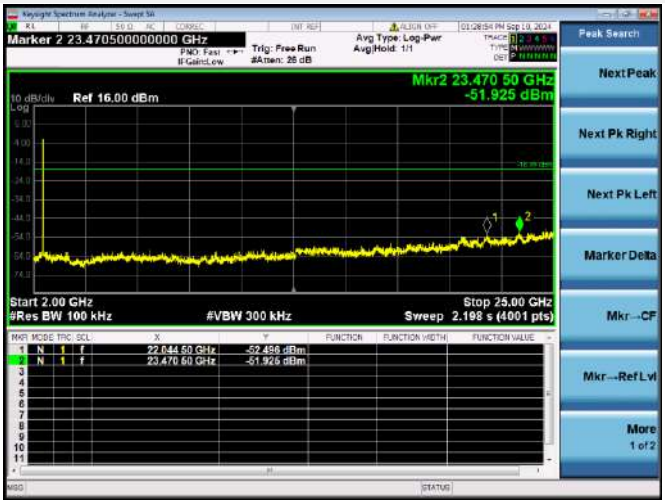

802.11n-20 MHz HIGH CHANNEL CARRIER LEVEL

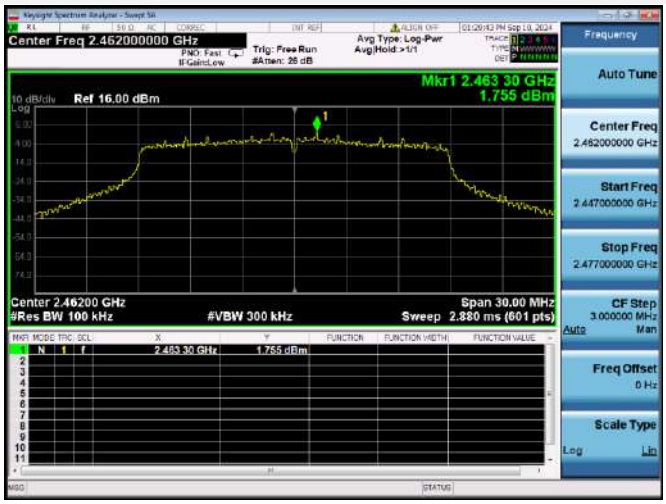

802.11n-20 MHz HIGH CHANNEL, SPURIOUS 30 MHz ~ 3 GHz

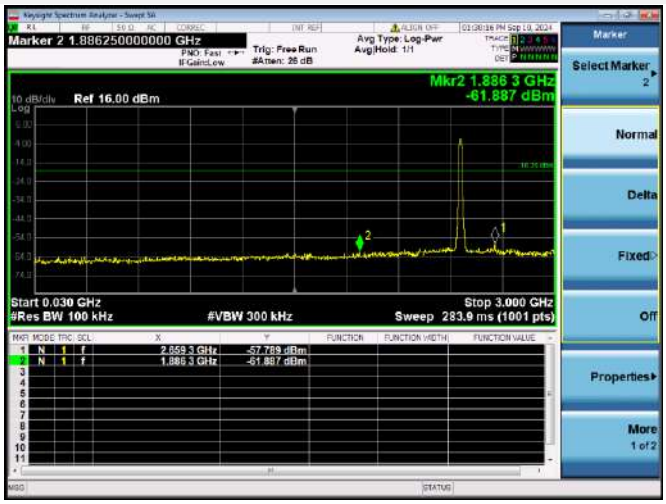

802.11n-20 MHz HIGH CHANNEL, SPURIOUS 2 GHz ~ 25 GHz

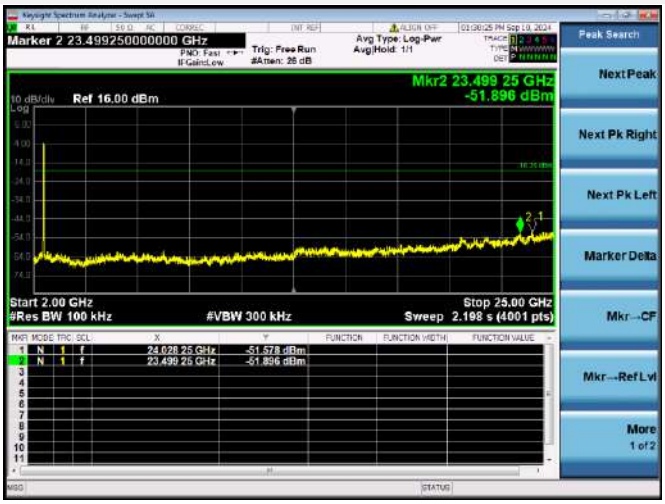

802.11n-40 MHz LOW CHANNEL CARRIER LEVEL

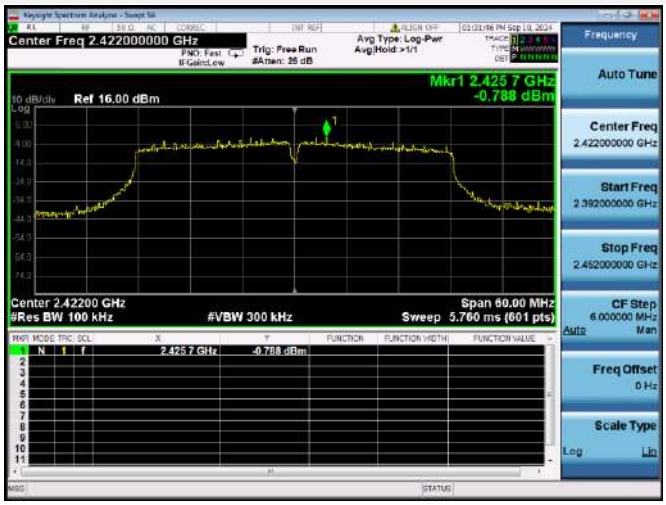

802.11n-40 MHz LOW CHANNEL, SPURIOUS
30 MHz ~ 3 GHz

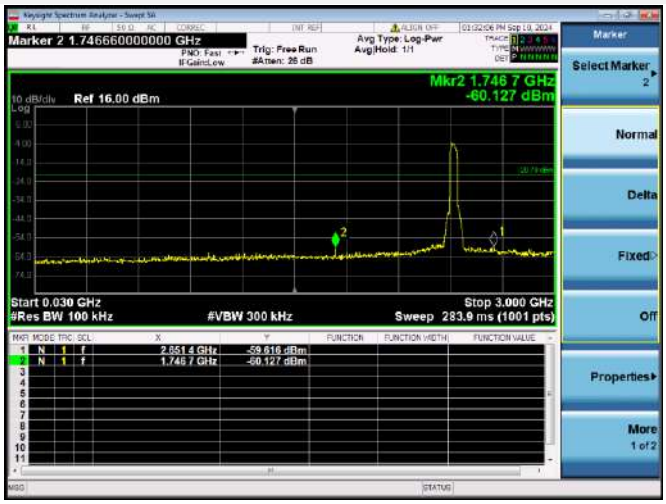

802.11n-40 MHz LOW CHANNEL, SPURIOUS
2 GHz ~ 25 GHz

802.11n-40 MHz MIDDLE CHANNEL CARRIER LEVEL

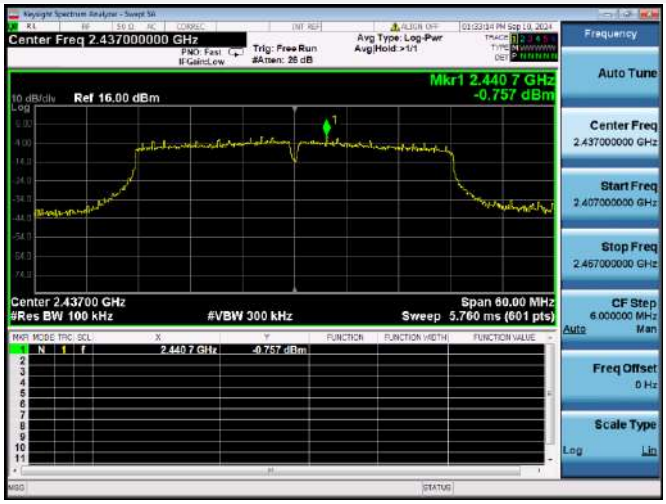

802.11n-40 MHz MIDDLE CHANNEL, SPURIOUS 30 MHz ~ 3 GHz

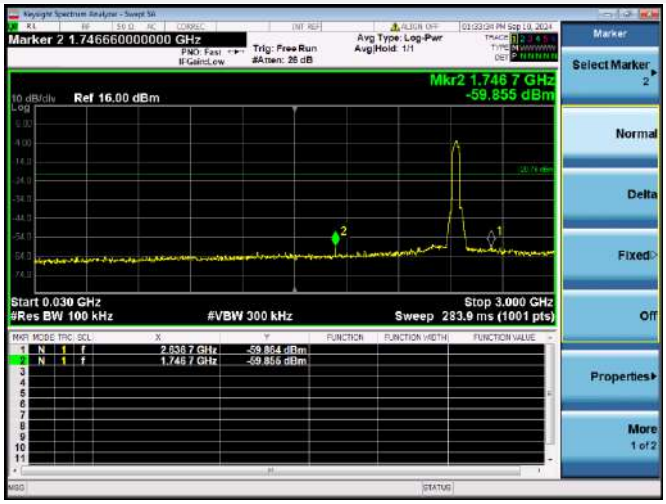

802.11n-40 MHz MIDDLE CHANNEL, SPURIOUS 2 GHz ~ 25 GHz

802.11n-40 MHz HIGH CHANNEL CARRIER LEVEL

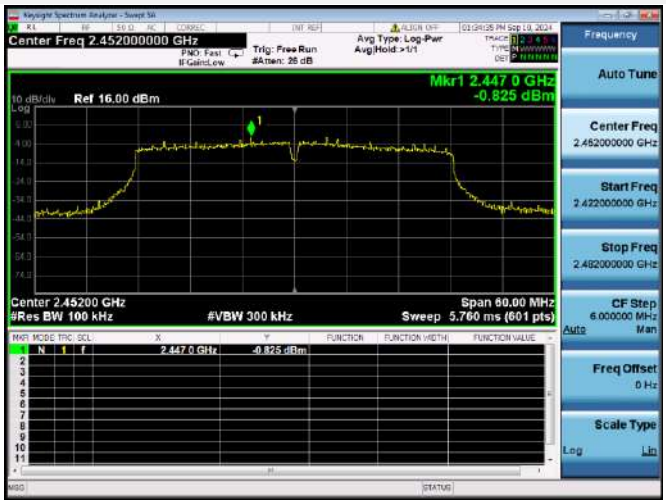

802.11n-40 MHz HIGH CHANNEL, SPURIOUS 30 MHz ~ 3 GHz

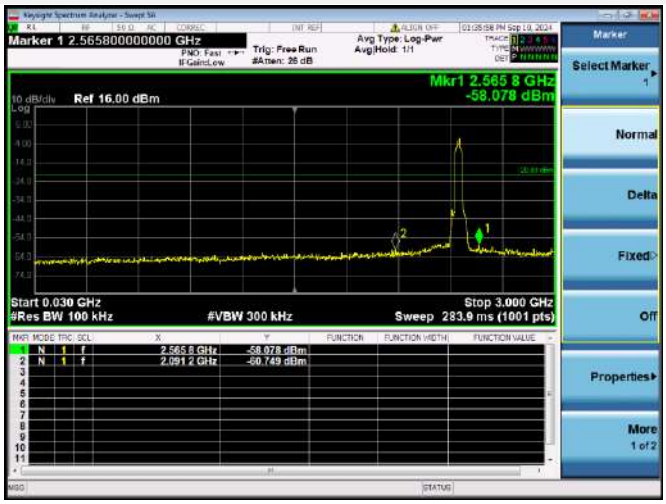

802.11n-40 MHz HIGH CHANNEL, SPURIOUS 2 GHz ~ 25 GHz

VHT-20 MHz LOW CHANNEL CARRIER LEVEL

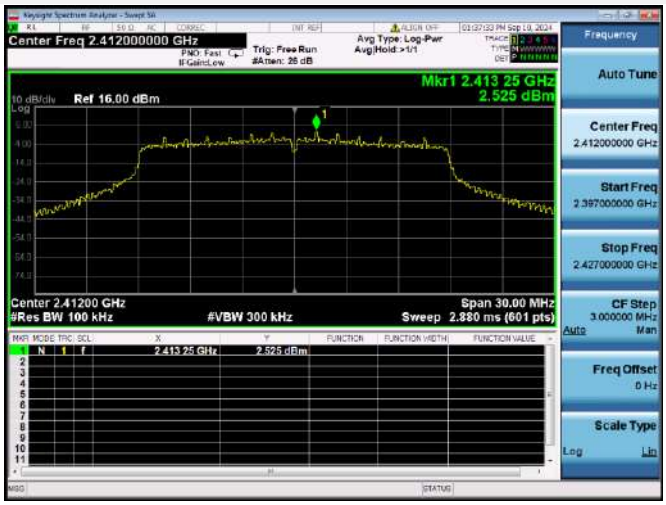

VHT-20 MHz LOW CHANNEL, SPURIOUS
30 MHz ~ 3 GHz

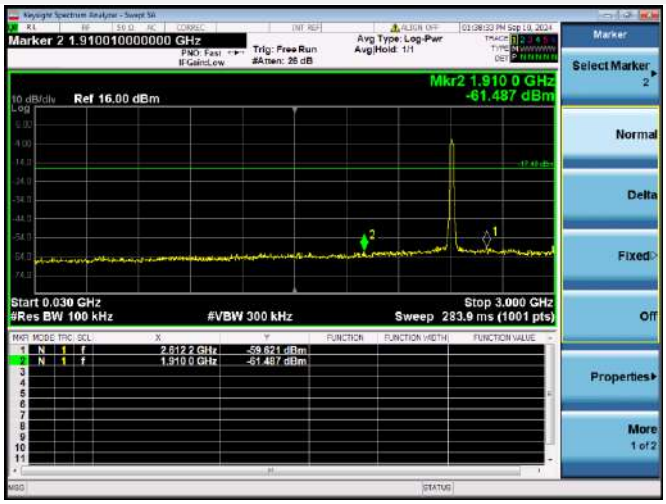

VHT-20 MHz LOW CHANNEL, SPURIOUS
2 GHz ~ 25 GHz

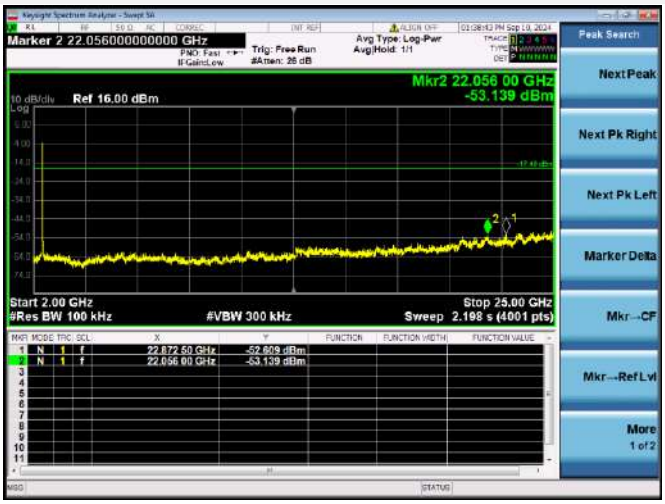

VHT-20 MHz MIDDLE CHANNEL CARRIER LEVEL

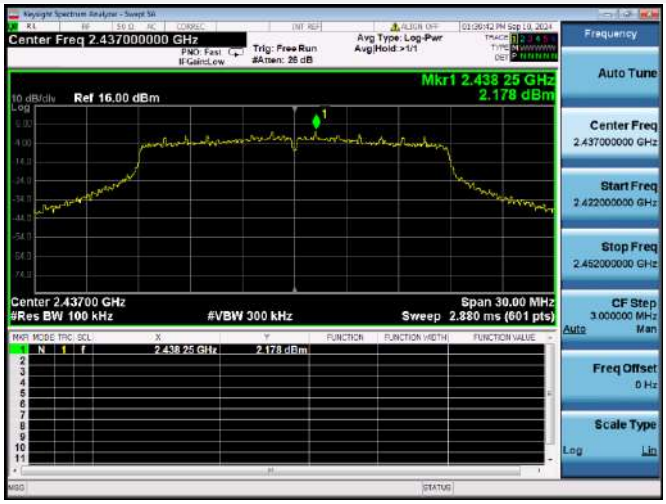

VHT-20 MHz MIDDLE CHANNEL, SPURIOUS
30 MHz ~ 3 GHz

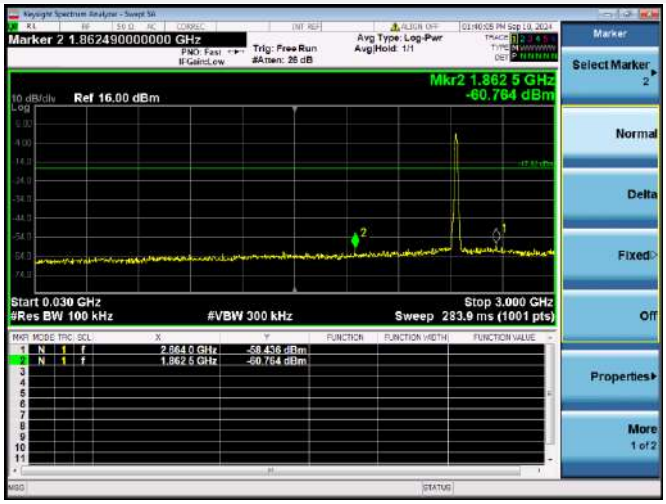

VHT-20 MHz MIDDLE CHANNEL, SPURIOUS
2 GHz ~ 25 GHz

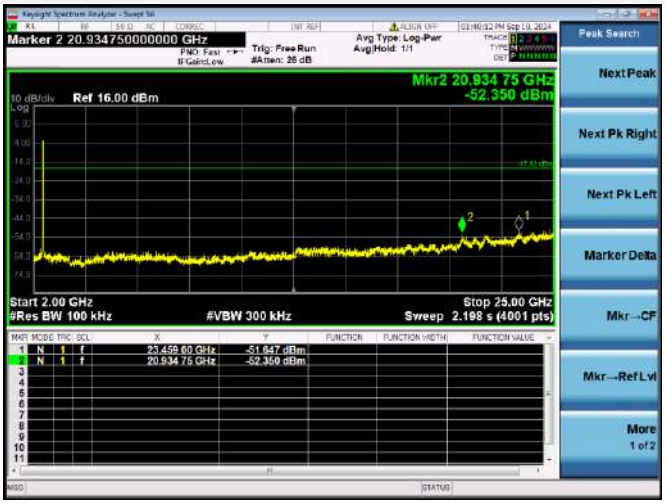

VHT-20 MHz HIGH CHANNEL CARRIER LEVEL

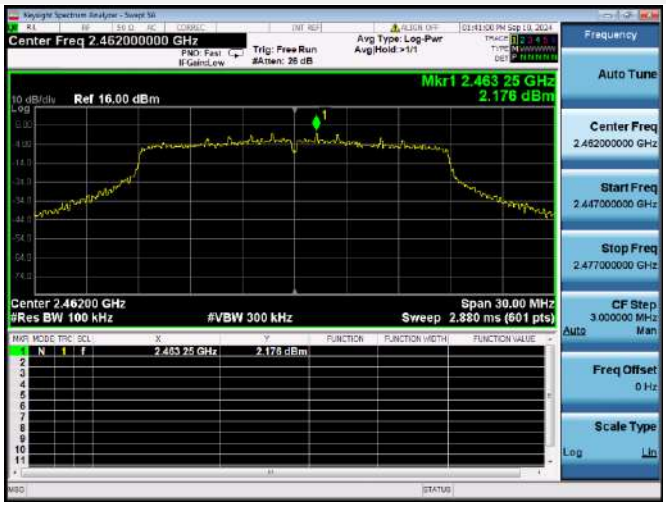

VHT-20 MHz HIGH CHANNEL, SPURIOUS
30 MHz ~ 3 GHz

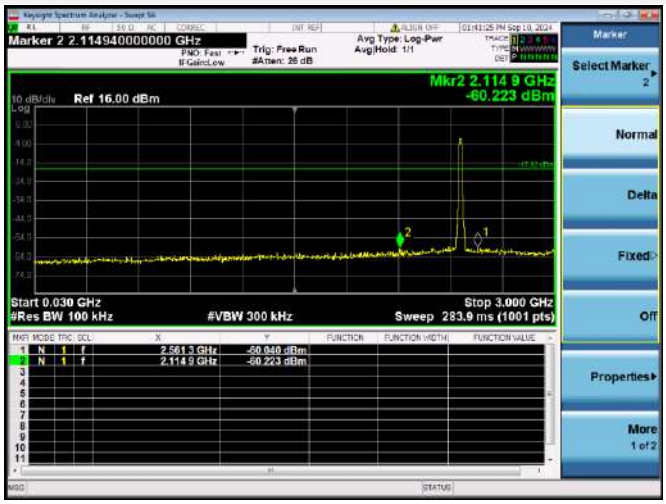

VHT-20 MHz HIGH CHANNEL, SPURIOUS
2 GHz ~ 25 GHz

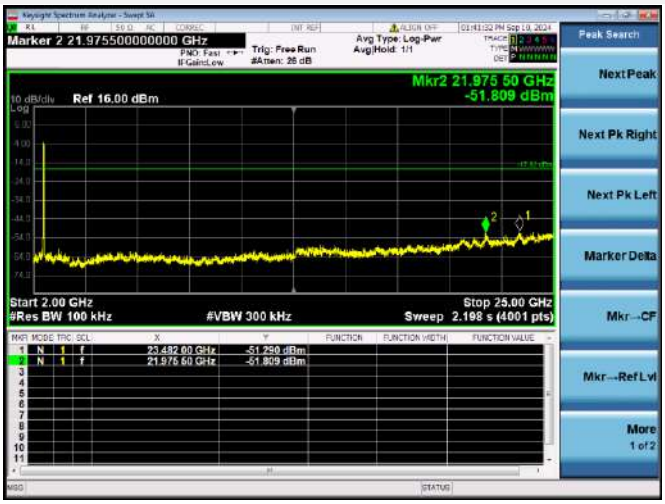

VHT-40 MHz LOW CHANNEL CARRIER LEVEL

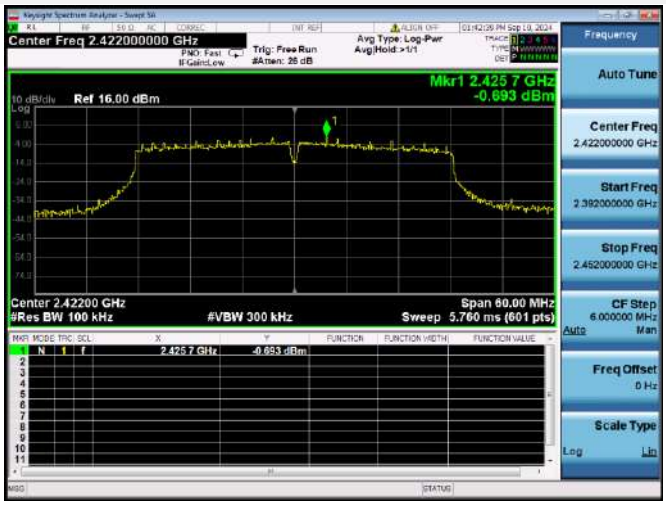

VHT-40 MHz LOW CHANNEL, SPURIOUS
30 MHz ~ 3 GHz

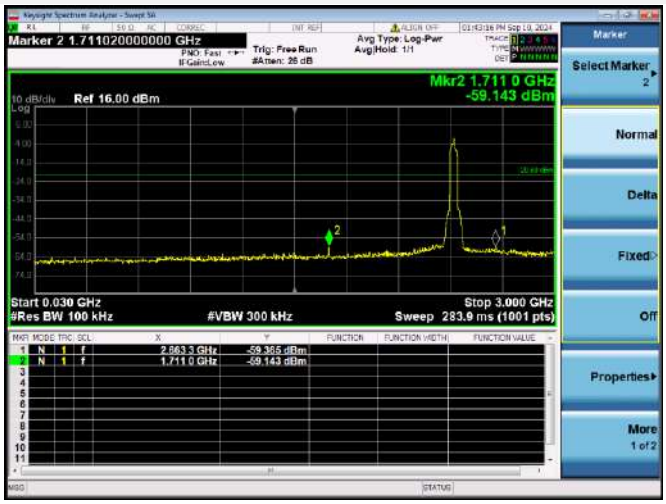

VHT-40 MHz LOW CHANNEL, SPURIOUS
2 GHz ~ 25 GHz

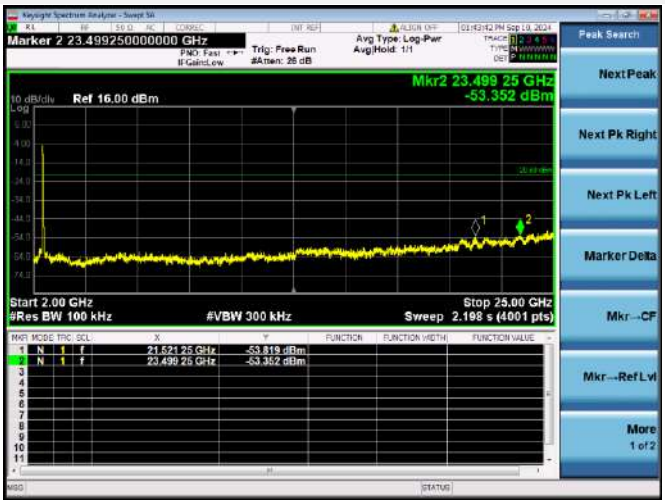

VHT-40 MHz MIDDLE CHANNEL CARRIER LEVEL

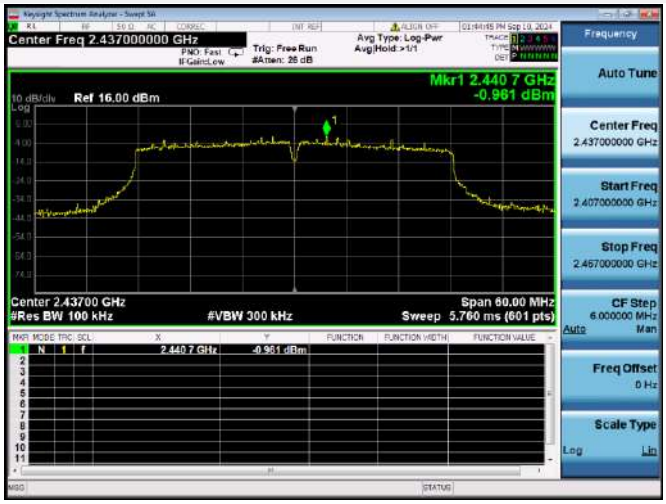

VHT-40 MHz MIDDLE CHANNEL, SPURIOUS
30 MHz ~ 3 GHz

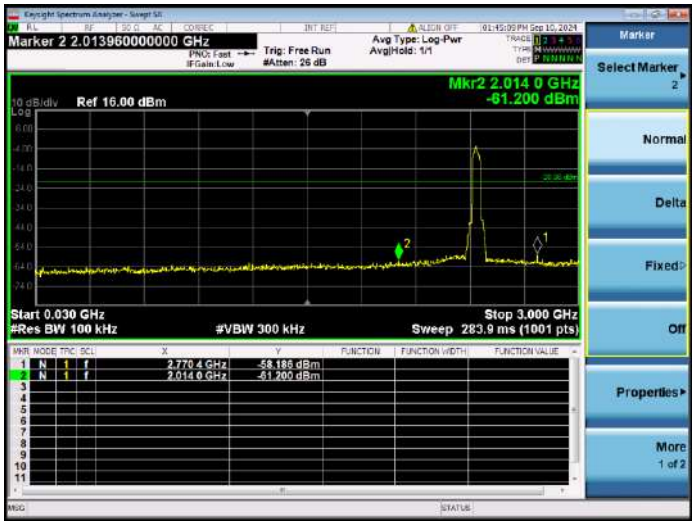

VHT-40 MHz MIDDLE CHANNEL, SPURIOUS
2 GHz ~ 25 GHz

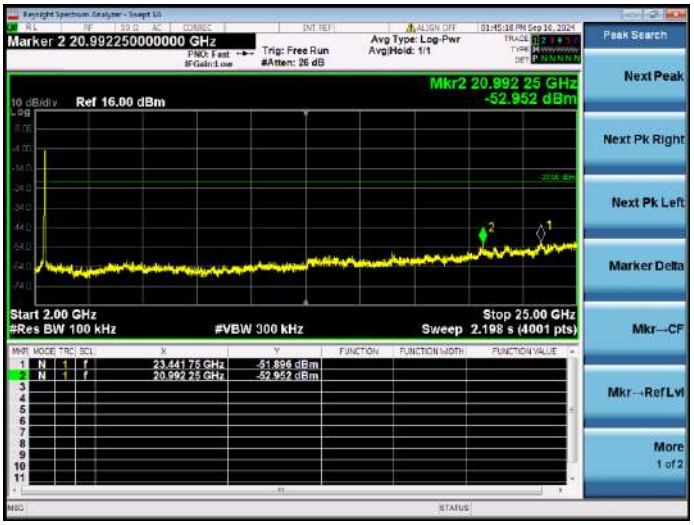

VHT-40 MHz HIGH CHANNEL CARRIER LEVEL

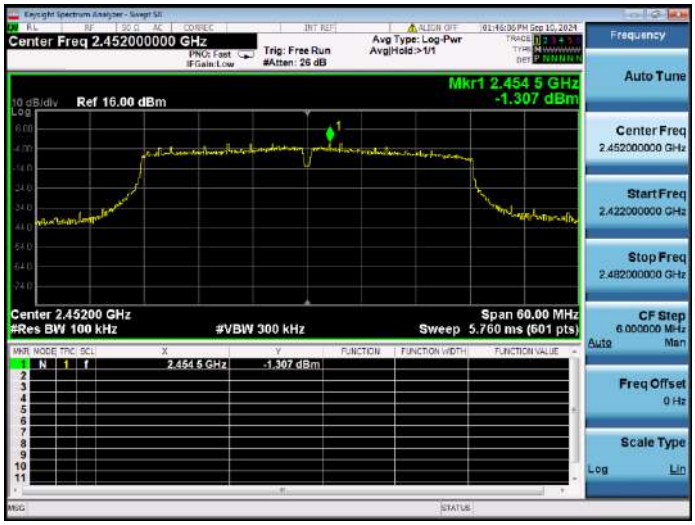

VHT-40 MHz HIGH CHANNEL, SPURIOUS
30 MHz ~ 3 GHz

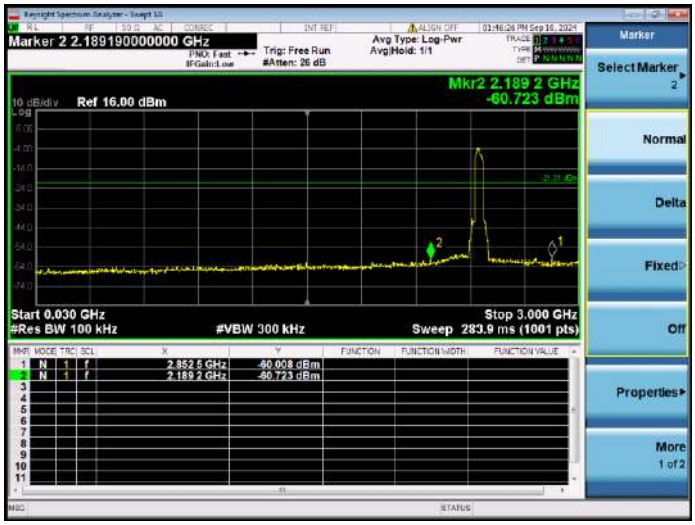

VHT-40 MHz HIGH CHANNEL, SPURIOUS
2 GHz ~ 25 GHz

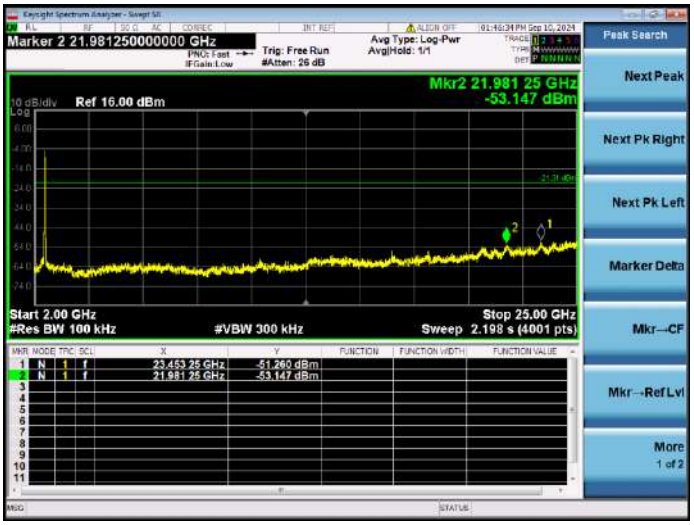

802.11ax-20 MHz(SU) LOW CHANNEL CARRIER LEVEL

802.11ax-20 MHz(SU) LOW CHANNEL, SPURIOUS 30 MHz ~ 3 GHz

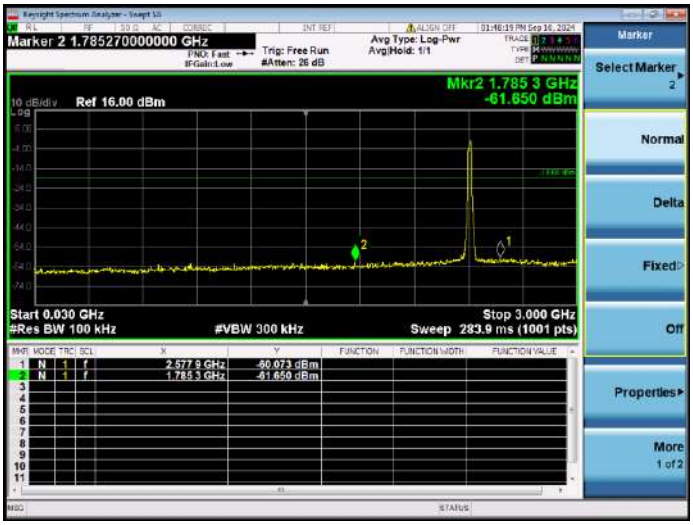

802.11ax-20 MHz(SU) LOW CHANNEL, SPURIOUS 2 GHz ~ 25 GHz

802.11ax-20 MHz(SU) MIDDLE CHANNEL CARRIER LEVEL

802.11ax-20 MHz(SU) MIDDLE CHANNEL, SPURIOUS 30 MHz ~ 3 GHz

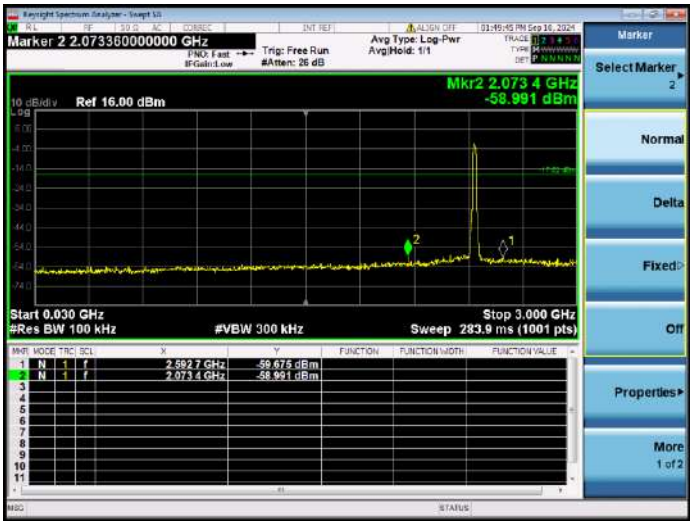

802.11ax-20 MHz(SU) MIDDLE CHANNEL, SPURIOUS 2 GHz ~ 25 GHz

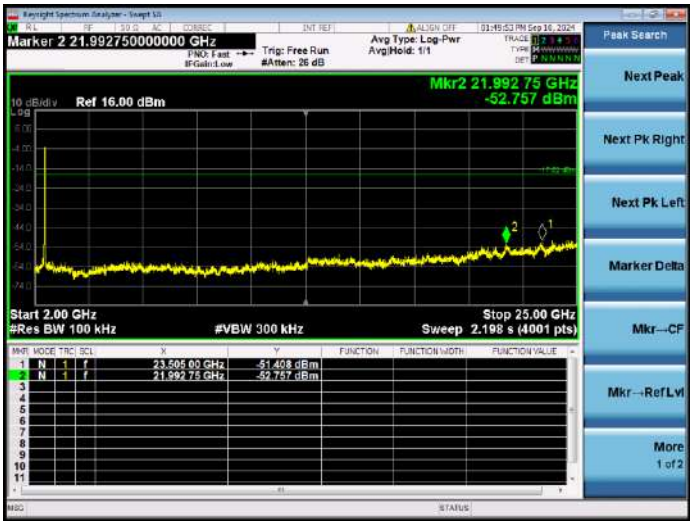

802.11ax-20 MHz(SU) HIGH CHANNEL CARRIER LEVEL

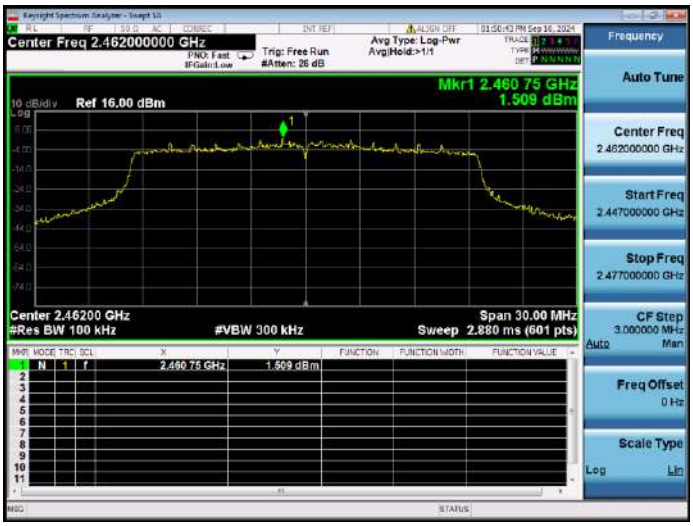

802.11ax-20 MHz(SU) HIGH CHANNEL, SPURIOUS 30 MHz ~ 3 GHz

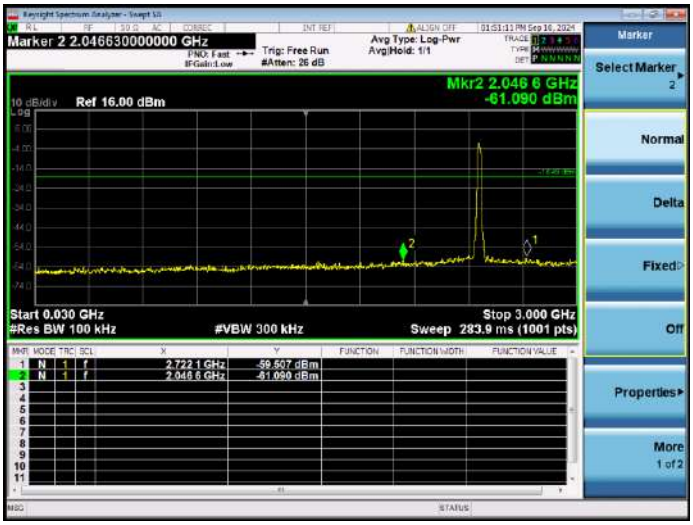

802.11ax-20 MHz(SU) HIGH CHANNEL, SPURIOUS 2 GHz ~ 25 GHz

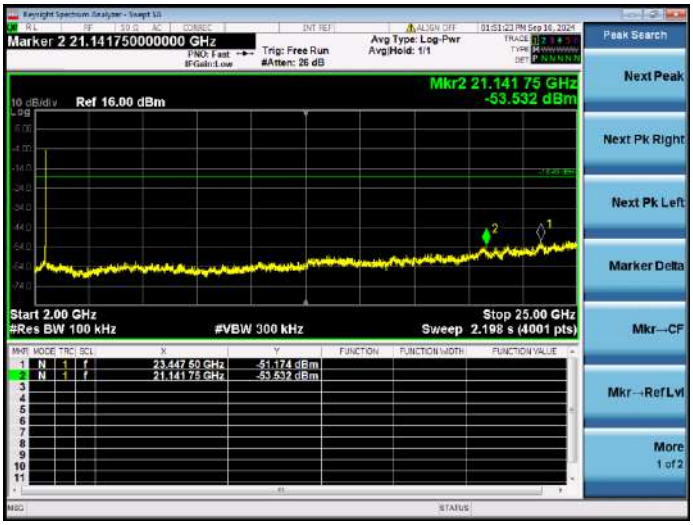

802.11ax-40 MHz(SU) LOW CHANNEL CARRIER LEVEL

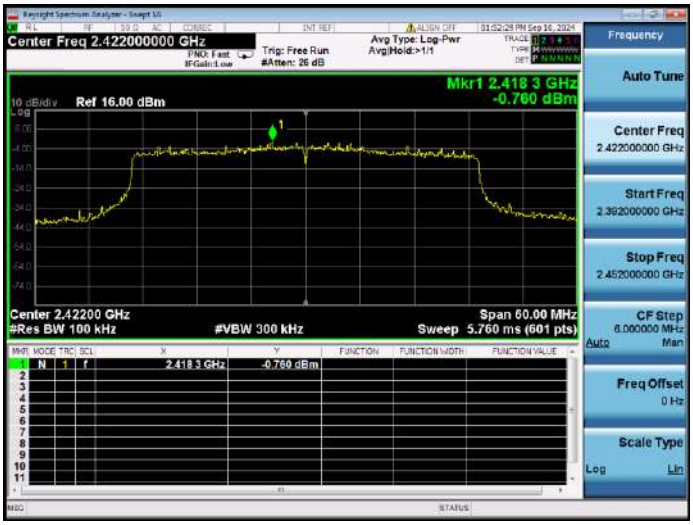

802.11ax-40 MHz(SU) LOW CHANNEL, SPURIOUS 30 MHz ~ 3 GHz

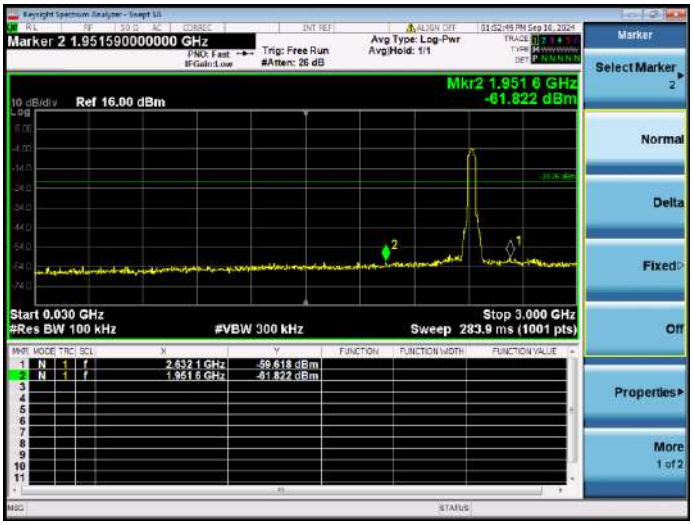

802.11ax-40 MHz(SU) LOW CHANNEL, SPURIOUS 2 GHz ~ 25 GHz

802.11ax-40 MHz(SU) MIDDLE CHANNEL CARRIER LEVEL

802.11ax-40 MHz(SU) MIDDLE CHANNEL, SPURIOUS 30 MHz ~ 3 GHz

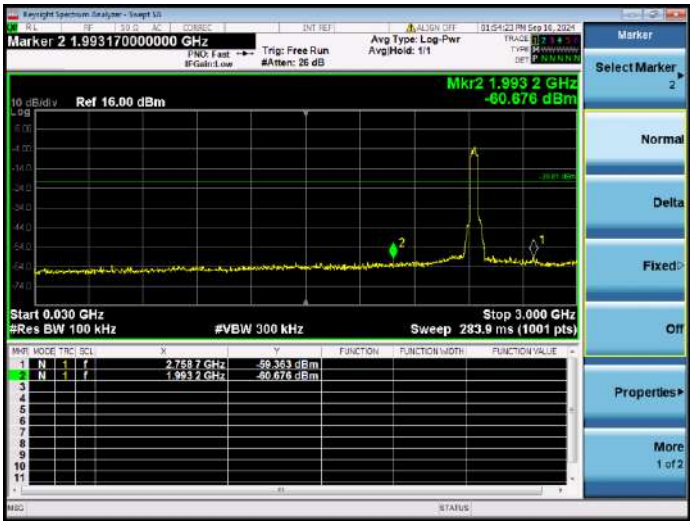

802.11ax-40 MHz(SU) MIDDLE CHANNEL, SPURIOUS 2 GHz ~ 25 GHz

802.11ax-40 MHz(SU) HIGH CHANNEL CARRIER LEVEL

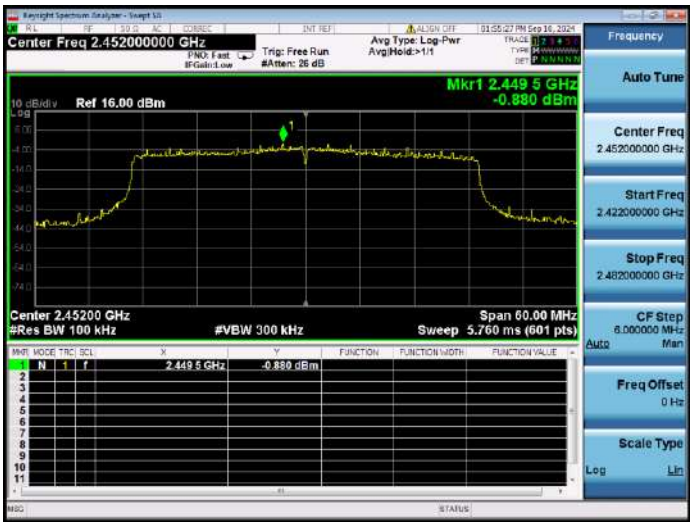

802.11ax-40 MHz(SU) HIGH CHANNEL, SPURIOUS 30 MHz ~ 3 GHz

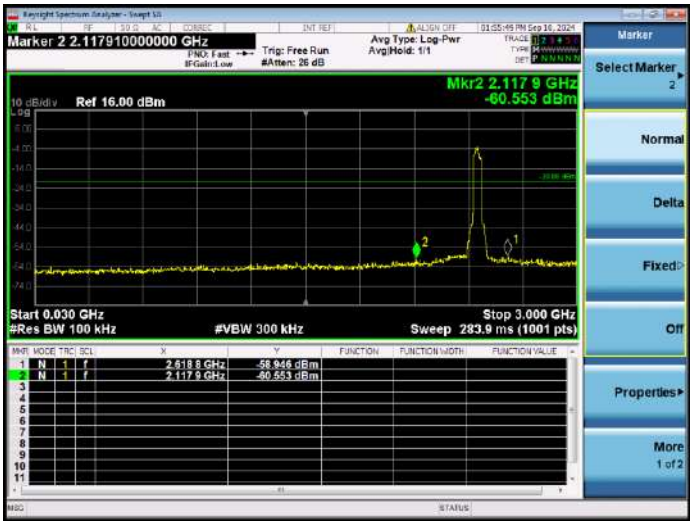

802.11ax-40 MHz(SU) HIGH CHANNEL, SPURIOUS 2 GHz ~ 25 GHz

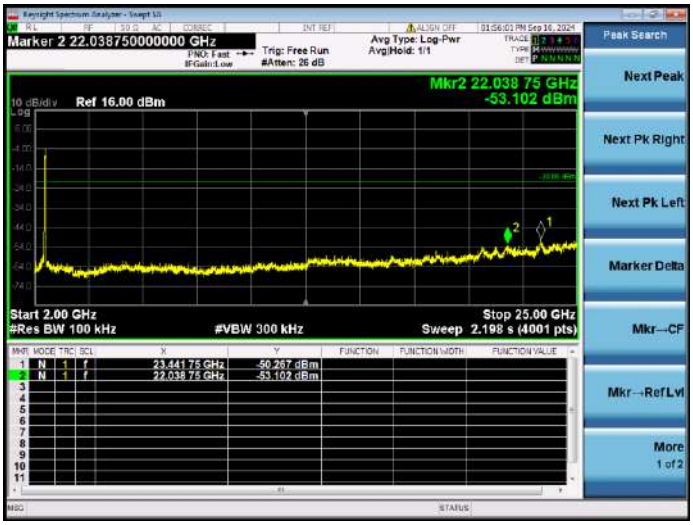

A.4 Band Edge (Authorized-band band-edge)

Note [1]: The 99% OBW of the fundamental emission is without 2 MHz of the authorized band.

Test Data

Main Antenna

802.11b Mode：

Channel	Measured Max. Band Edge Emission (dBm)	Limit (dBm)		Verdict
		Carrier Level	Calculated 20 dBc Limit	
Low Channel	-49.40	1.80	-18.20	Pass
High Channel	-57.62	2.13	-17.87	Pass

802.11g Mode：

Channel	Measured Max. Band Edge Emission (dBm)	Limit (dBm)		Verdict
		Carrier Level	Calculated 20 dBc Limit	
Low Channel	-34.57	1.68	-18.32	Pass
High Channel	-48.92	2.10	-17.90	Pass

802.11n-20 MHz Mode:

Channel	Measured Max. Band Edge Emission (dBm)	Limit (dBm)		Verdict
		Carrier Level	Calculated 20 dBc Limit	
Low Channel	-32.77	1.12	-18.88	Pass
High Channel	-35.63	1.59	-18.42	Pass

802.11n-40 MHz Mode:

Channel	Measured Max. Band Edge Emission (dBm)	Limit (dBm)		Verdict
		Carrier Level	Calculated 20 dBc Limit	
Low Channel	-34.37	-1.39	-21.39	Pass
High Channel	-48.09	-1.16	-21.16	Pass

VHT-20 MHz Mode:

Channel	Measured Max. Band Edge Emission (dBm)	Limit (dBm)		Verdict
		Carrier Level	Calculated 20 dBc Limit	
Low Channel	-32.98	1.55	-18.46	Pass
High Channel	-48.09	1.61	-18.39	Pass

VHT-40 MHz Mode:

Channel	Measured Max. Band Edge Emission (dBm)	Limit (dBm)		Verdict
		Carrier Level	Calculated 20 dBc Limit	
Low Channel	-34.68	-1.41	-21.41	Pass
High Channel	-35.92	-1.51	-21.51	Pass

802.11ax-20 MHz(SU) Mode:

Channel	Measured Max. Band Edge Emission (dBm)	Limit (dBm)		Verdict
		Carrier Level	Calculated 20 dBc Limit	
Low Channel	-33.49	1.63	-18.37	Pass
High Channel	-44.74	1.31	-18.69	Pass

802.11ax-40 MHz(SU) Mode:

Channel	Measured Max. Band Edge Emission (dBm)	Limit (dBm)		Verdict
		Carrier Level	Calculated 20 dBc Limit	
Low Channel	-35.10	-1.57	-21.57	Pass
High Channel	-34.76	-1.42	-21.42	Pass

Aux. Antenna

802.11b Mode：

Channel	Measured Max. Band Edge Emission (dBm)	Limit (dBm)		Verdict
		Carrier Level	Calculated 20 dBc Limit	
Low Channel	-48.09	3.13	-16.87	Pass
High Channel	-59.75	2.28	-17.72	Pass

802.11g Mode：

Channel	Measured Max. Band Edge Emission (dBm)	Limit (dBm)		Verdict
		Carrier Level	Calculated 20 dBc Limit	
Low Channel	-33.84	2.56	-17.44	Pass
High Channel	-51.51	2.14	-17.86	Pass

802.11n-20 MHz Mode:

Channel	Measured Max. Band Edge Emission (dBm)	Limit (dBm)		Verdict
		Carrier Level	Calculated 20 dBc Limit	
Low Channel	-32.59	2.55	-17.45	Pass
High Channel	-50.58	1.76	-18.25	Pass

802.11n-40 MHz Mode:

Channel	Measured Max. Band Edge Emission (dBm)	Limit (dBm)		Verdict
		Carrier Level	Calculated 20 dBc Limit	
Low Channel	-33.71	-0.79	-20.79	Pass
High Channel	-36.38	-0.83	-20.83	Pass

VHT-20 MHz Mode:

Channel	Measured Max. Band Edge Emission (dBm)	Limit (dBm)		Verdict
		Carrier Level	Calculated 20 dBc Limit	
Low Channel	-33.32	2.53	-17.48	Pass
High Channel	-50.15	2.18	-17.82	Pass

VHT-40 MHz Mode:

Channel	Measured Max. Band Edge Emission (dBm)	Limit (dBm)		Verdict
		Carrier Level	Calculated 20 dBc Limit	
Low Channel	-33.77	-0.69	-20.69	Pass
High Channel	-36.38	-1.31	-21.31	Pass

802.11ax-20 MHz(SU) Mode:

Channel	Measured Max. Band Edge Emission (dBm)	Limit (dBm)		Verdict
		Carrier Level	Calculated 20 dBc Limit	
Low Channel	-32.37	1.32	-18.68	Pass
High Channel	-44.13	1.51	-18.49	Pass

802.11ax-40 MHz(SU) Mode:

Channel	Measured Max. Band Edge Emission (dBm)	Limit (dBm)		Verdict
		Carrier Level	Calculated 20 dBc Limit	
Low Channel	-33.43	-0.76	-20.76	Pass
High Channel	-35.79	-0.88	-20.88	Pass

Test Plots

Main Antenna

802.11b LOW CHANNEL, CARRIER LEVEL

802.11b LOW CHANNEL, BAND EDGE

802.11b HIGH CHANNEL, CARRIER LEVEL

802.11b HIGH CHANNEL, BAND EDGE

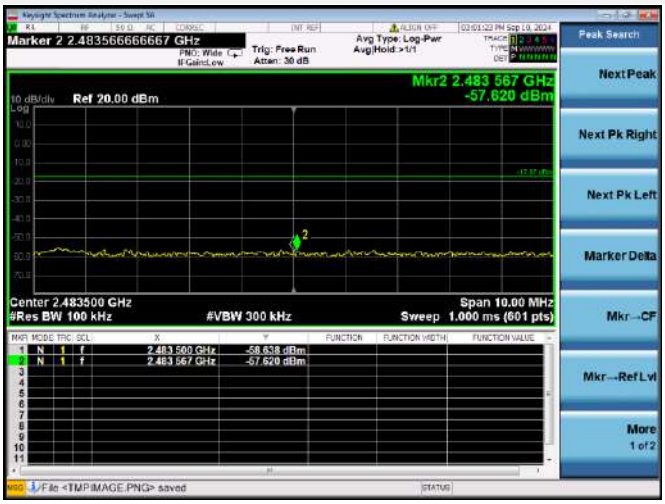

802.11g LOW CHANNEL, CARRIER LEVEL

802.11g LOW CHANNEL, BAND EDGE

802.11g HIGH CHANNEL, CARRIER LEVEL

802.11g HIGH CHANNEL, BAND EDGE

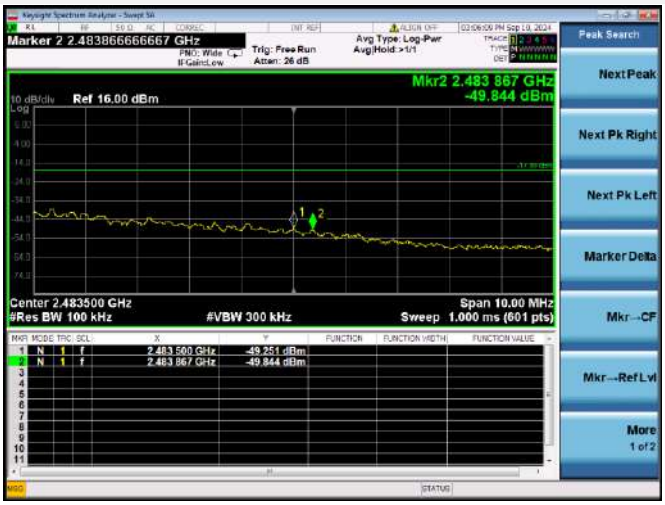

802.11n-20 MHz LOW CHANNEL, CARRIER LEVEL

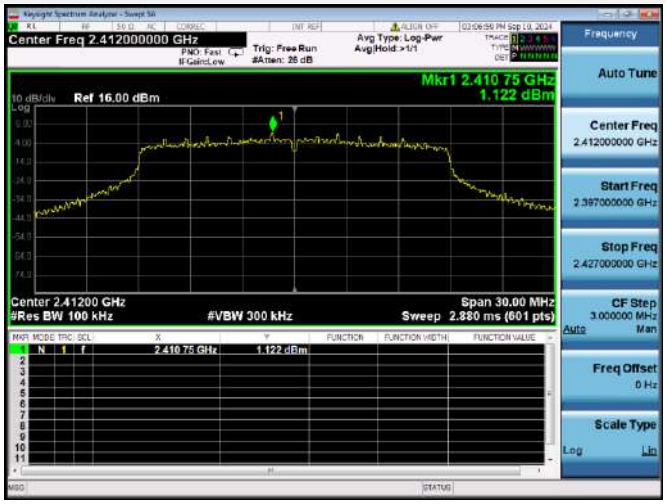

802.11n-20 MHz LOW CHANNEL, BAND EDGE

802.11n-20 MHz HIGH CHANNEL, CARRIER LEVEL

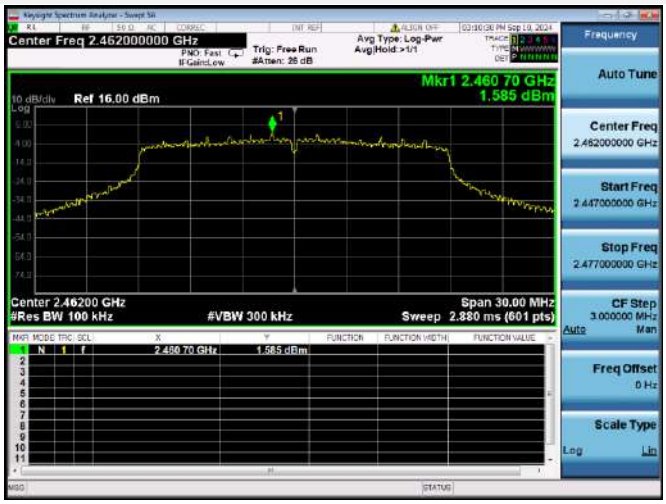

802.11n-20 MHz HIGH CHANNEL, BAND EDGE

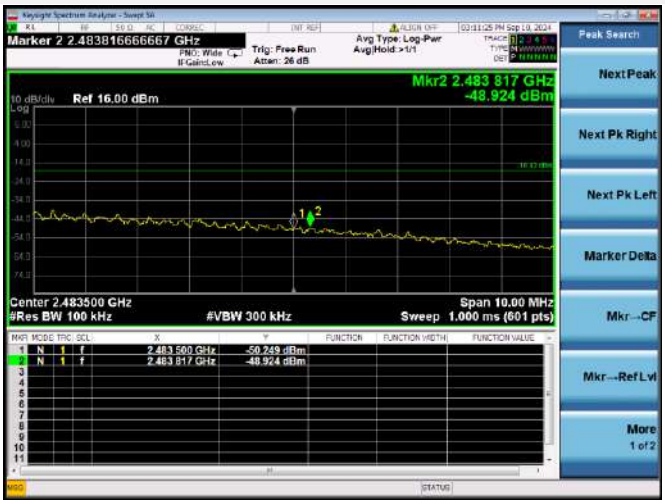

802.11n-40 MHz LOW CHANNEL, CARRIER LEVEL

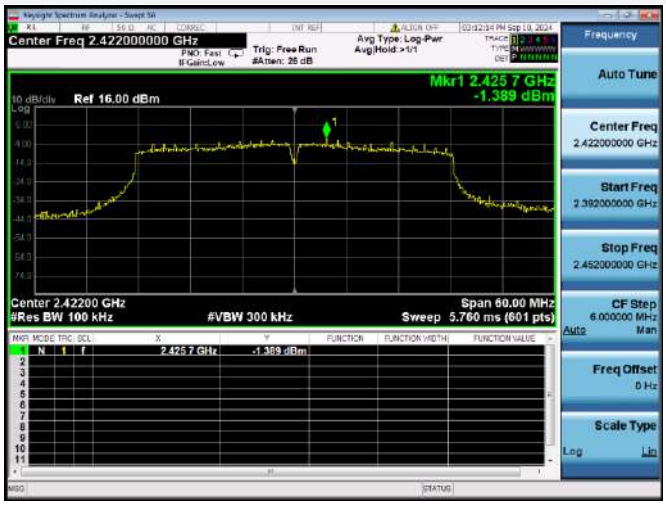

802.11n-40 MHz LOW CHANNEL, BAND EDGE

802.11n-40 MHz HIGH CHANNEL, CARRIER LEVEL

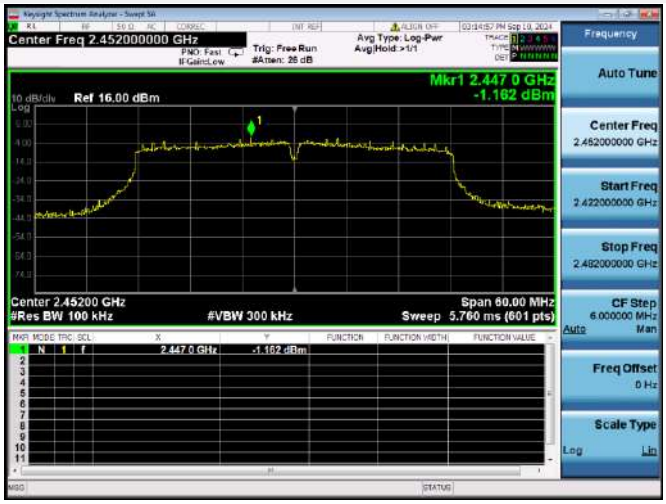

802.11n-40 MHz HIGH CHANNEL, BAND EDGE

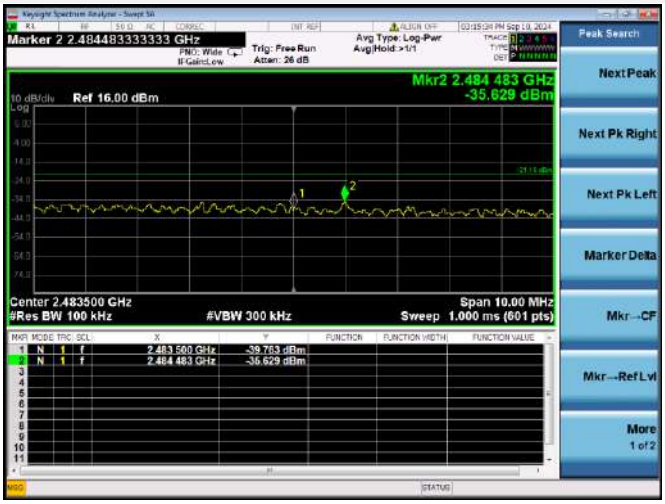

VHT-20 MHz LOW CHANNEL, CARRIER LEVEL

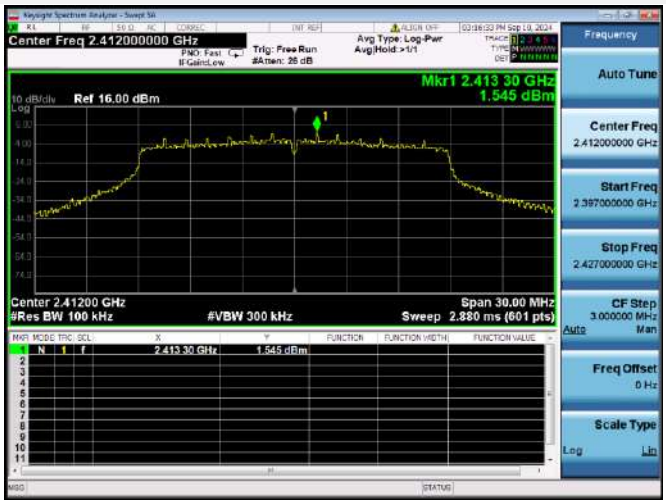

VHT-20 MHz LOW CHANNEL, BAND EDGE

VHT-20 MHz HIGH CHANNEL, CARRIER LEVEL

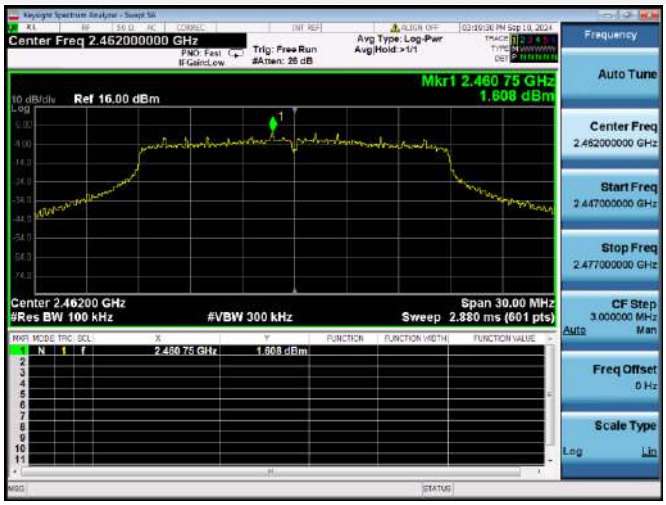

VHT-20 MHz HIGH CHANNEL, BAND EDGE

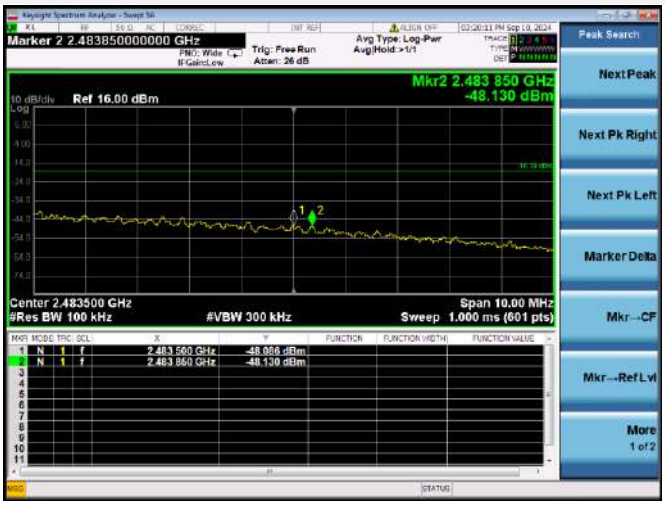

VHT-40 MHz LOW CHANNEL, CARRIER LEVEL

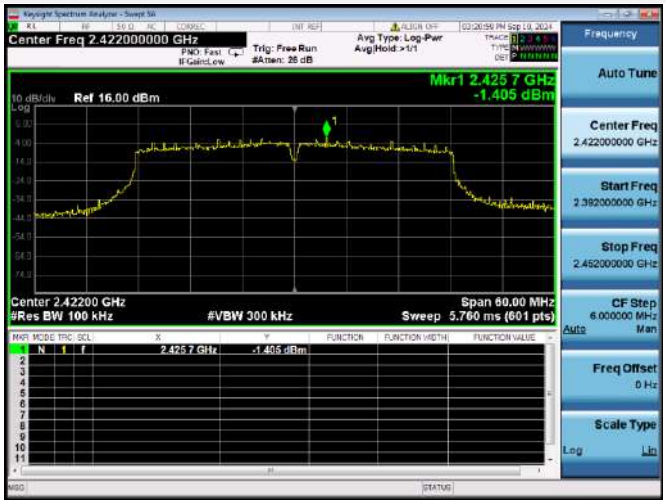

VHT-40 MHz LOW CHANNEL, BAND EDGE

VHT-40 MHz HIGH CHANNEL, CARRIER LEVEL

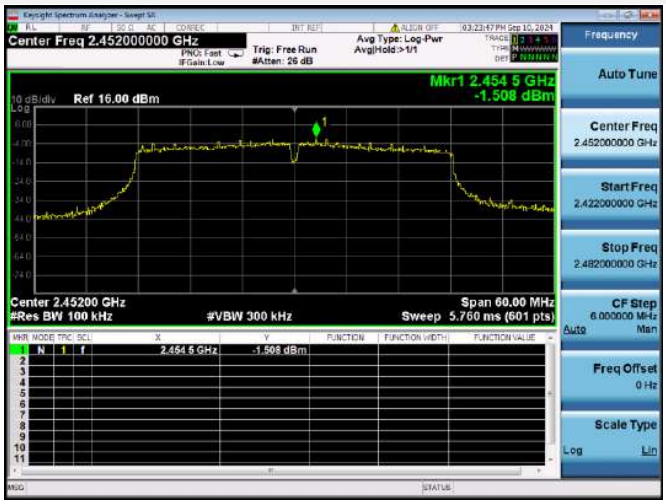

VHT-40 MHz HIGH CHANNEL, BAND EDGE

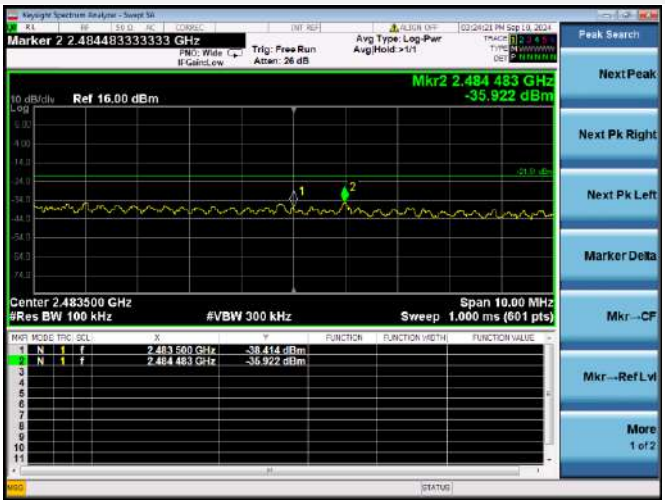

802.11ax-20 MHz(SU) LOW CHANNEL, CARRIER LEVEL

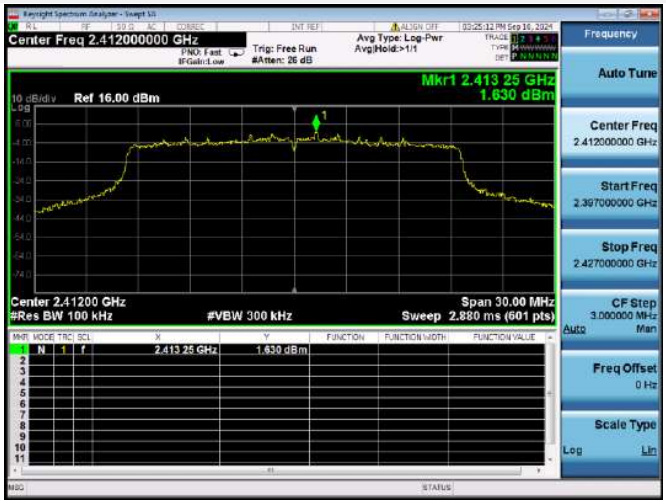

802.11ax-20 MHz(SU) LOW CHANNEL, BAND EDGE

802.11ax-20 MHz(SU) HIGH CHANNEL, CARRIER LEVEL

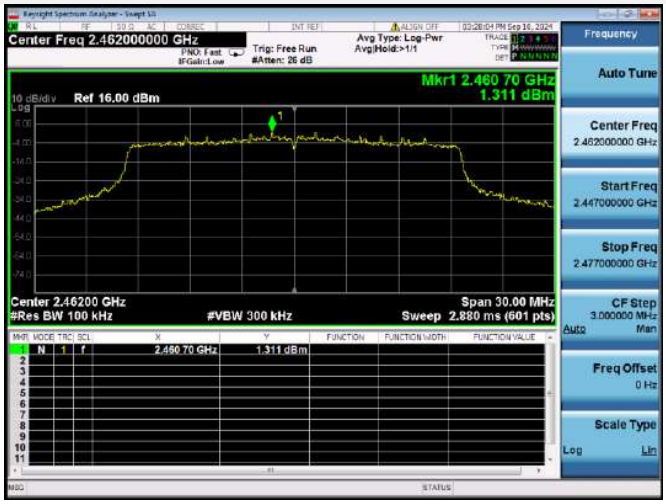

802.11ax-20 MHz(SU) HIGH CHANNEL, BAND EDGE

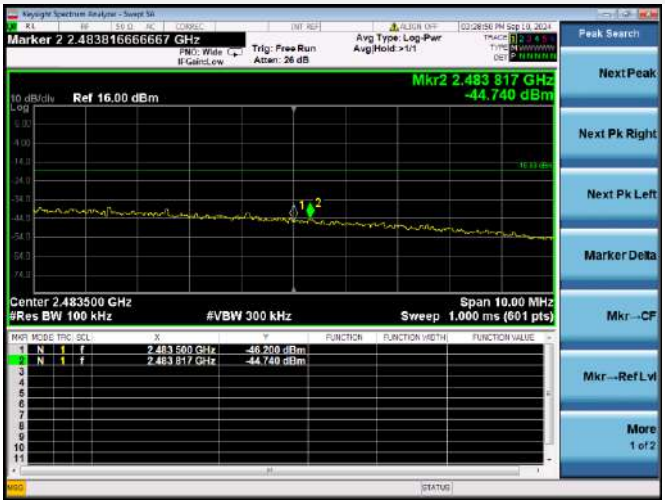

802.11ax-40 MHz(SU) LOW CHANNEL, CARRIER LEVEL

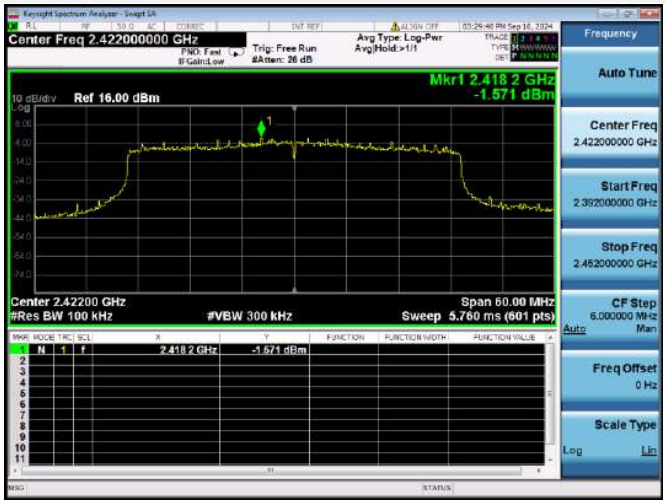

802.11ax-40 MHz(SU) LOW CHANNEL, BAND EDGE

802.11ax-40 MHz(SU) HIGH CHANNEL, CARRIER LEVEL

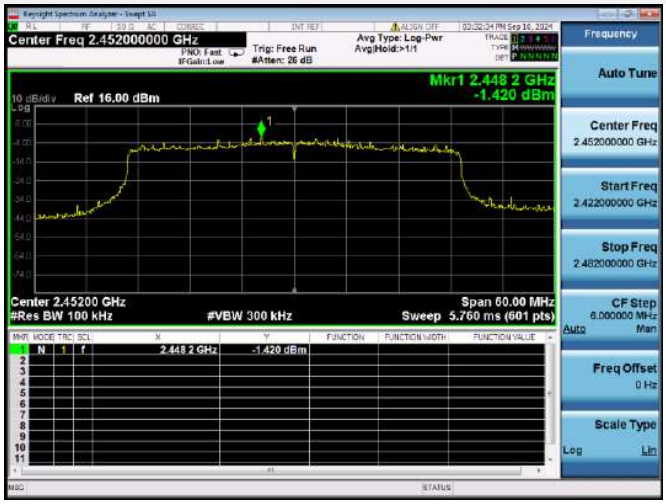

802.11ax-40 MHz(SU) HIGH CHANNEL, BAND EDGE

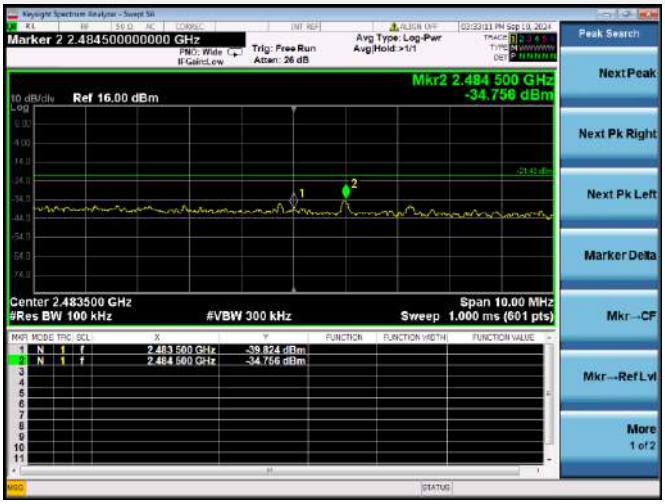

Aux. Antenna

802.11b LOW CHANNEL, CARRIER LEVEL

802.11b LOW CHANNEL, BAND EDGE

802.11b HIGH CHANNEL, CARRIER LEVEL

802.11b HIGH CHANNEL, BAND EDGE

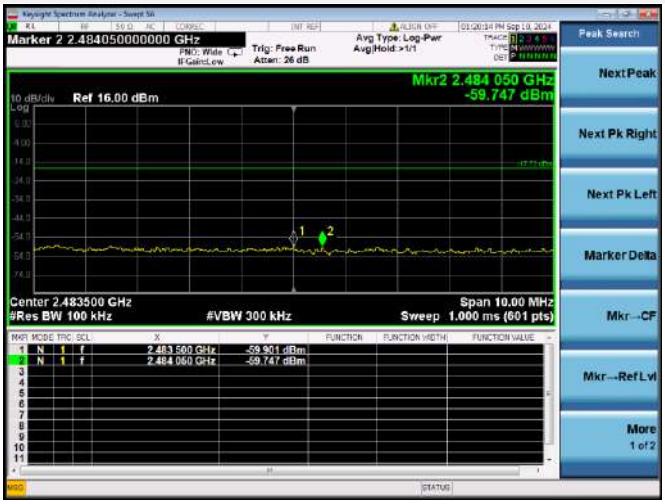

802.11g LOW CHANNEL, CARRIER LEVEL

802.11g LOW CHANNEL, BAND EDGE

802.11g HIGH CHANNEL, CARRIER LEVEL

802.11g HIGH CHANNEL, BAND EDGE

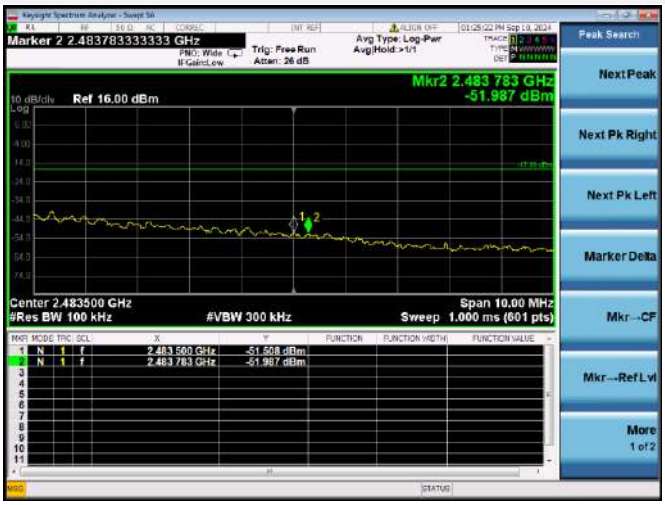

802.11n-20 MHz LOW CHANNEL, CARRIER LEVEL

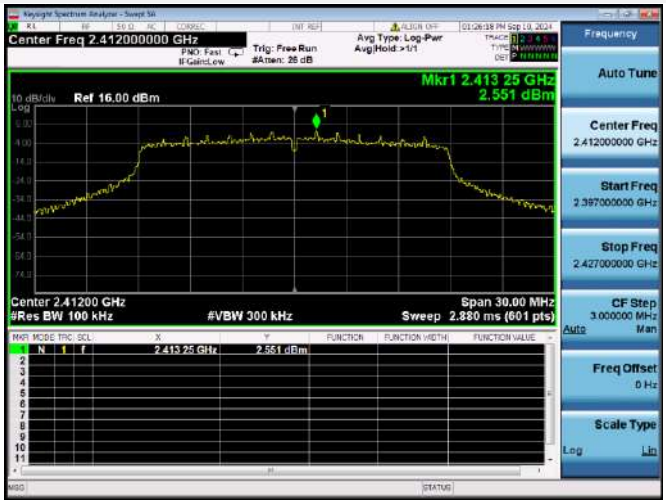

802.11n-20 MHz LOW CHANNEL, BAND EDGE

802.11n-20 MHz HIGH CHANNEL, CARRIER LEVEL

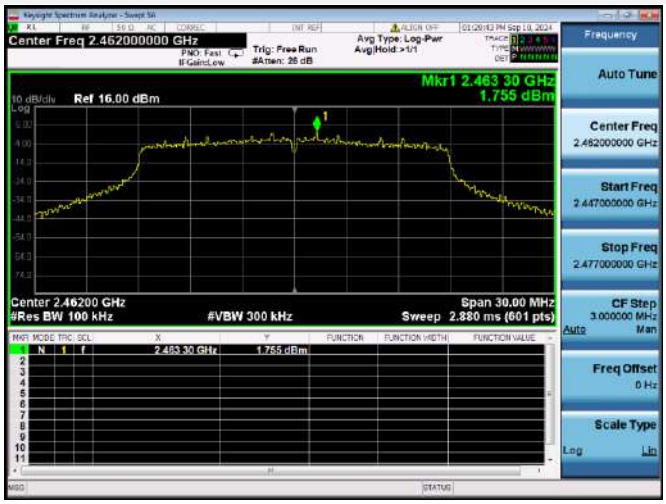

802.11n-20 MHz HIGH CHANNEL, BAND EDGE

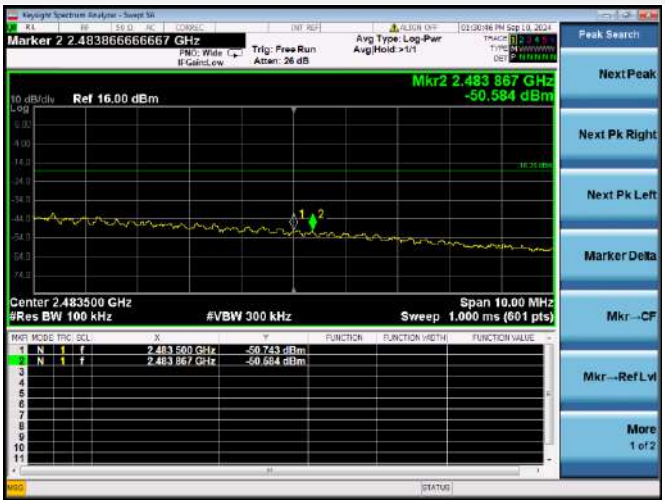

802.11n-40 MHz LOW CHANNEL, CARRIER LEVEL

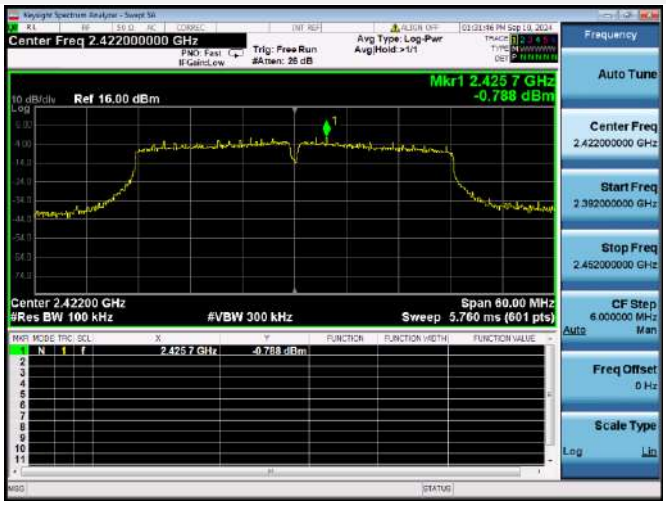

802.11n-40 MHz LOW CHANNEL, BAND EDGE

802.11n-40 MHz HIGH CHANNEL, CARRIER LEVEL

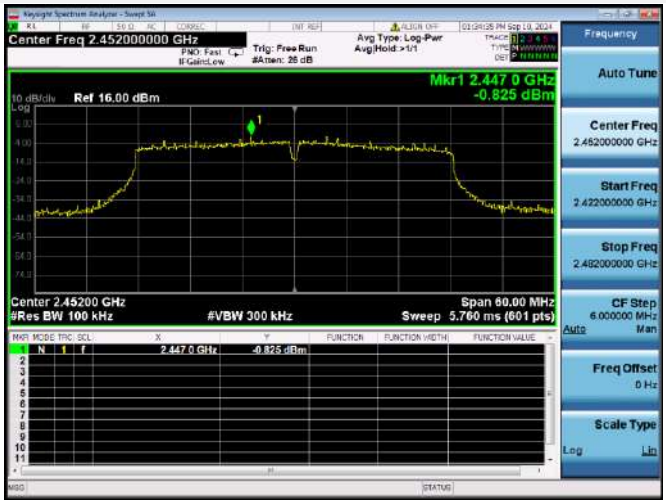

802.11n-40 MHz HIGH CHANNEL, BAND EDGE

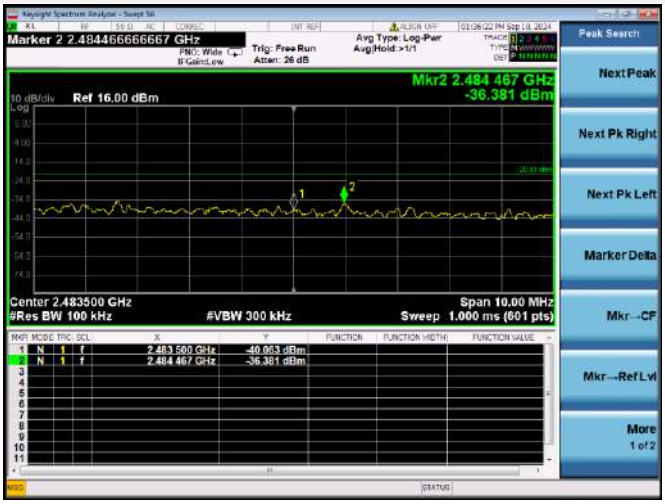

VHT-20 MHz LOW CHANNEL, CARRIER LEVEL

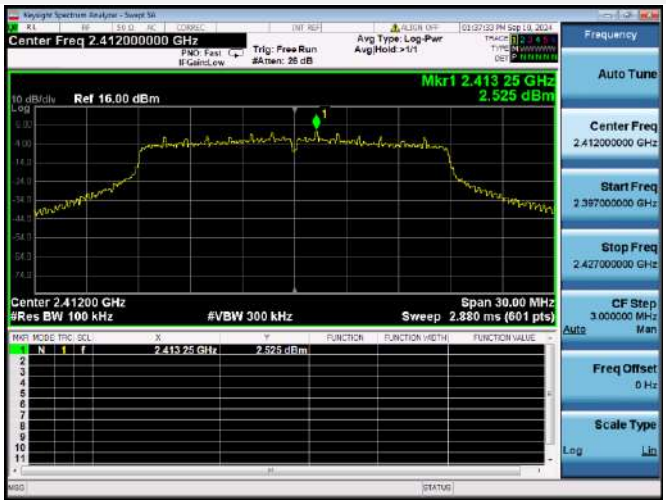

VHT-20 MHz LOW CHANNEL, BAND EDGE

VHT-20 MHz HIGH CHANNEL, CARRIER LEVEL

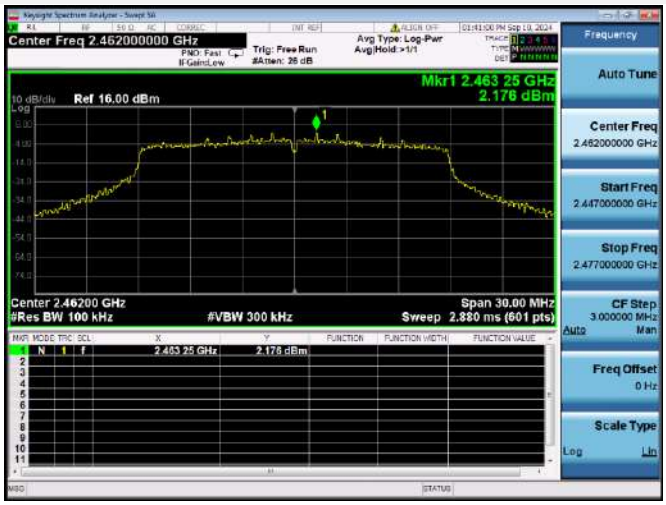

VHT-20 MHz HIGH CHANNEL, BAND EDGE

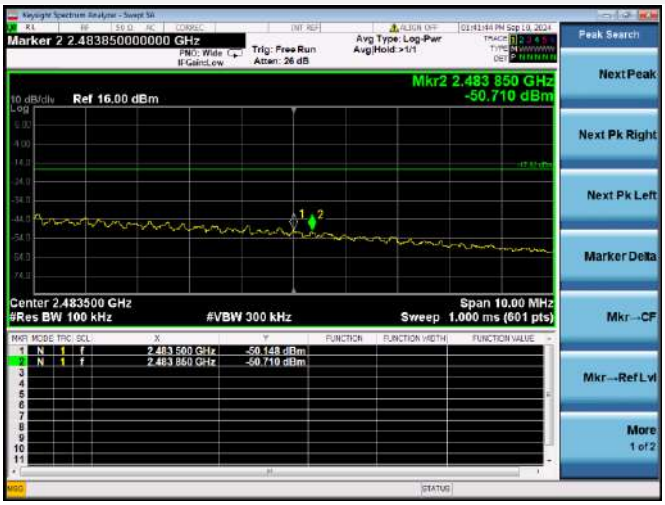

VHT-40 MHz LOW CHANNEL, CARRIER LEVEL

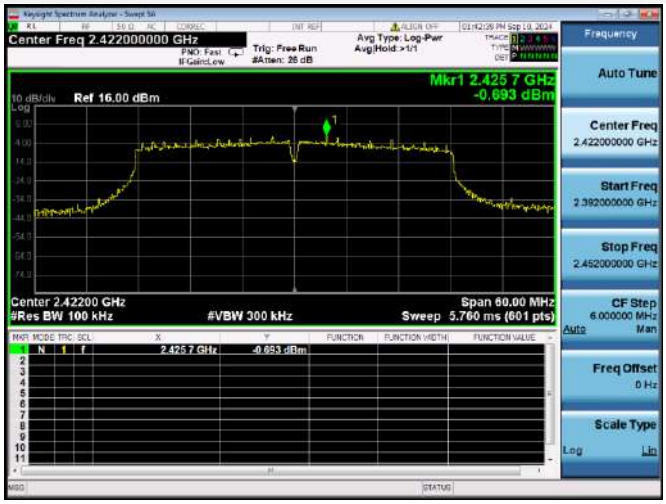

VHT-40 MHz LOW CHANNEL, BAND EDGE

VHT-40 MHz HIGH CHANNEL, CARRIER LEVEL

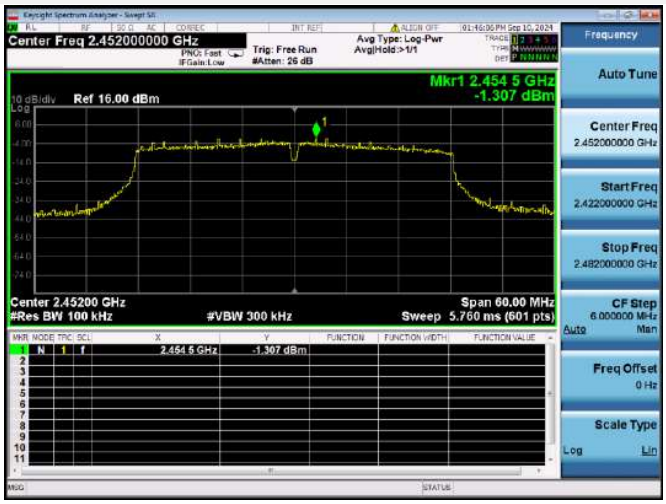

VHT-40 MHz HIGH CHANNEL, BAND EDGE

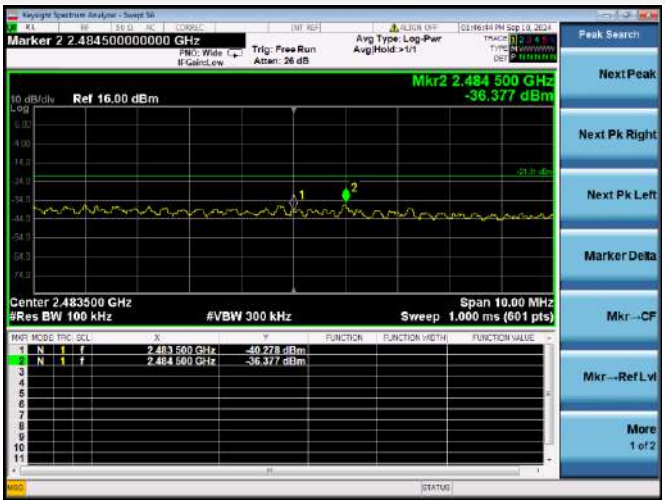

802.11ax-20 MHz(SU) LOW CHANNEL, CARRIER LEVEL

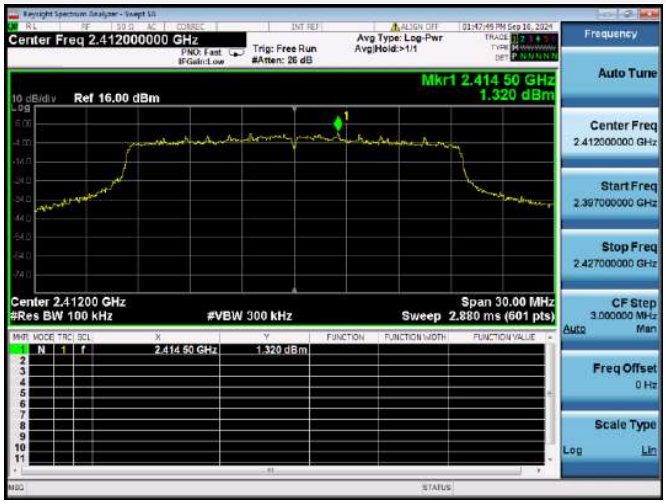

802.11ax-20 MHz(SU) LOW CHANNEL, BAND EDGE

802.11ax-20 MHz(SU) HIGH CHANNEL, CARRIER LEVEL

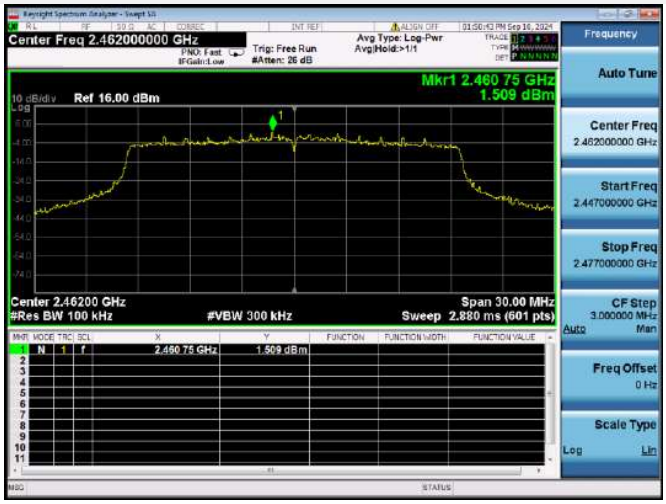

802.11ax-20 MHz(SU) HIGH CHANNEL, BAND EDGE

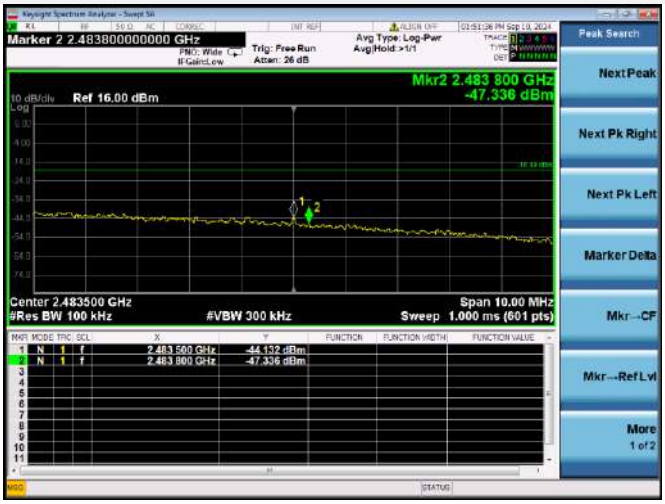

802.11ax-40 MHz(SU) LOW CHANNEL, CARRIER LEVEL

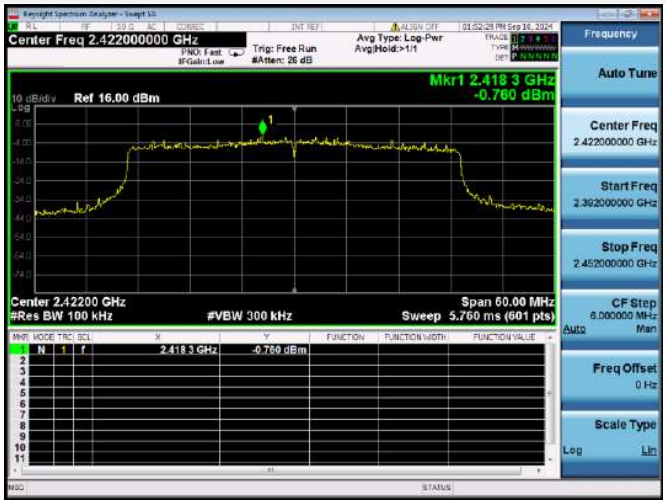

802.11ax-40 MHz(SU) LOW CHANNEL, BAND EDGE

802.11ax-40 MHz(SU) HIGH CHANNEL, CARRIER LEVEL

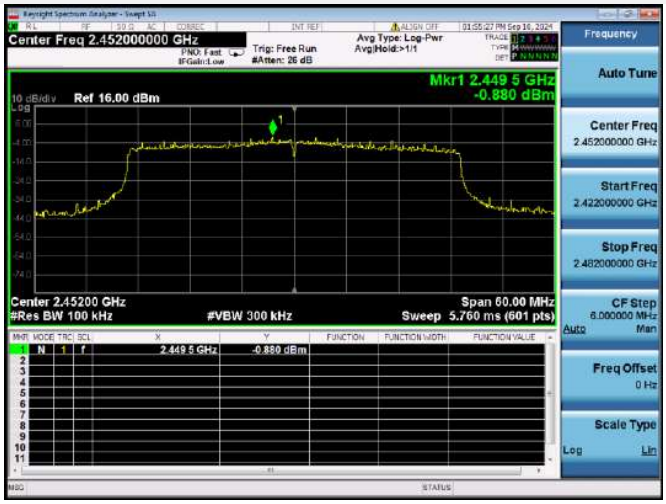

802.11ax-40 MHz(SU) HIGH CHANNEL, BAND EDGE

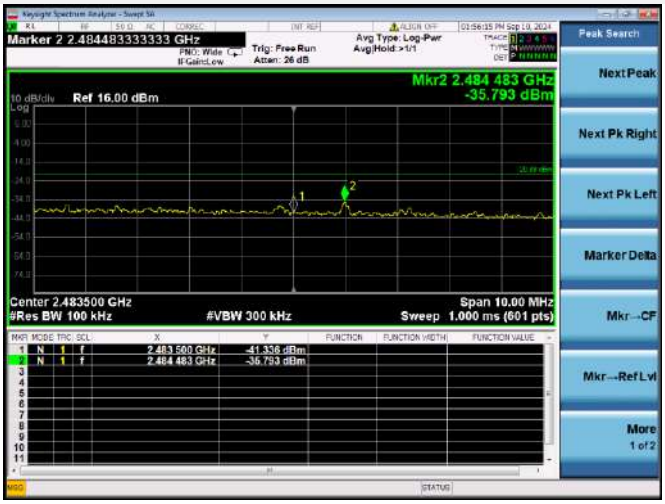

A.5 Conducted Emissions

Note [1]: The EUT is working in the Normal link mode. All modes have been tested and normal link mode is worst.

Note [2]: Devices subject to Part 15 must be tested for all available U.S. voltages and frequencies (such as a nominal 120 VAC, 60 Hz and 240 VAC, 50 Hz) for which the device is capable of operation. So, The configuration 120 VAC, 60 Hz and 240 VAC, 50 Hz were tested respectively, but only the worst configuration (120 VAC, 60 Hz) shown here.

Note [3]: Results (dBuV) = Original reading level of Spectrum Analyzer (dBuV) + Factor (dB)

Test Data and Plots

PHASE L

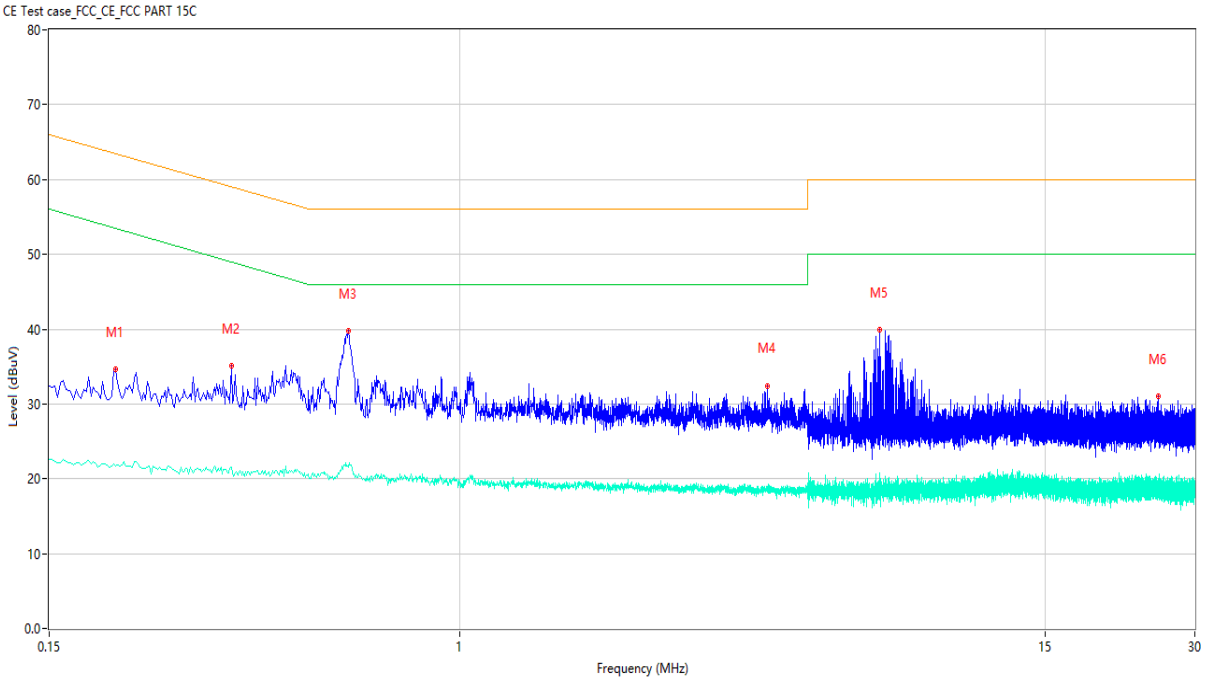

No.	Frequency (MHz)	Results (dBuV)	Factor (dB)	Limit (dBuV)	Margin (dB)	Detector	Line	Verdict
1	0.204	34.63	9.75	63.45	28.82	Peak	L	Pass
1**	0.204	21.64	9.75	53.45	31.81	AV	L	Pass
2	0.348	35.06	9.74	59.01	23.95	Peak	L	Pass
2**	0.348	21.52	9.74	49.01	27.49	AV	L	Pass
3	0.598	39.76	9.73	56.00	16.24	Peak	L	Pass
3**	0.598	21.53	9.73	46.00	24.47	AV	L	Pass
4	4.150	32.34	9.65	56.00	23.66	Peak	L	Pass
4**	4.150	18.80	9.65	46.00	27.20	AV	L	Pass
5	6.976	39.96	9.58	60.00	20.04	Peak	L	Pass
5**	6.976	20.84	9.58	50.00	29.16	AV	L	Pass
6	25.360	31.00	8.83	60.00	29.00	Peak	L	Pass
6**	25.360	18.97	8.83	50.00	31.03	AV	L	Pass

PHASE N

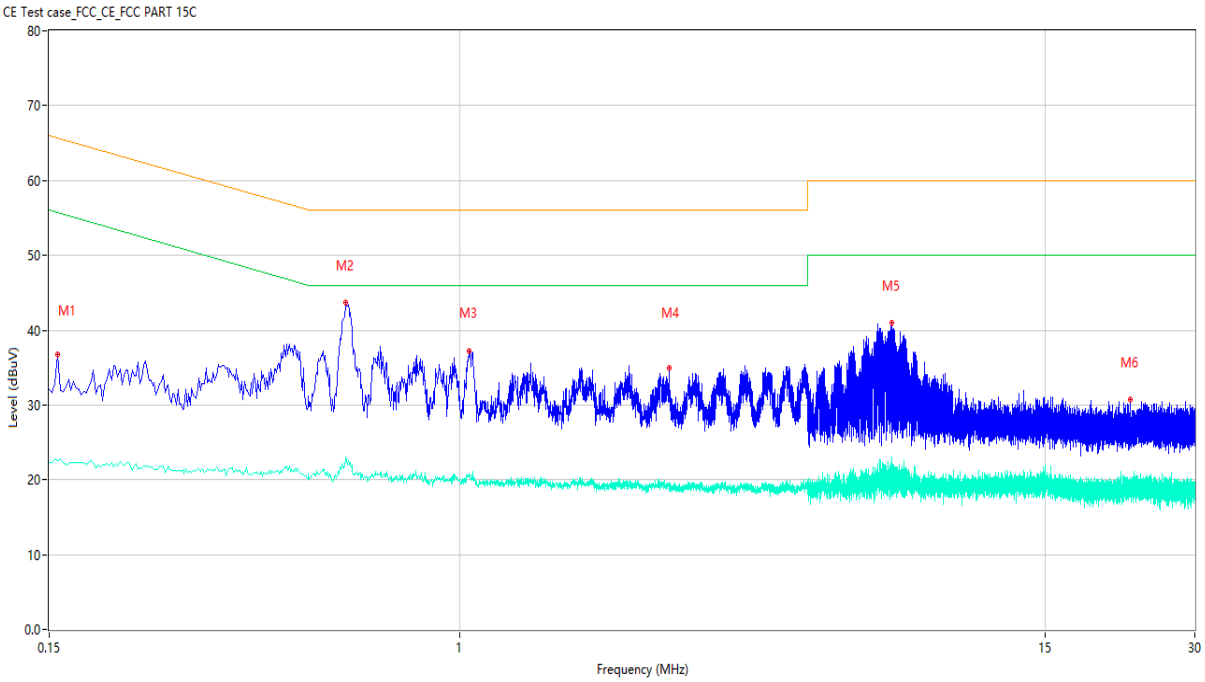

No.	Frequency (MHz)	Results (dBuV)	Factor (dB)	Limit (dBuV)	Margin (dB)	Detector	Line	Verdict
1	0.156	36.76	9.70	65.67	28.91	Peak	N	Pass
1**	0.156	22.56	9.70	55.67	33.11	AV	N	Pass
2	0.592	43.63	9.84	56.00	12.37	Peak	N	Pass
2**	0.592	23.06	9.84	46.00	22.94	AV	N	Pass
3	1.044	37.27	9.86	56.00	18.73	Peak	N	Pass
3**	1.044	20.67	9.86	46.00	25.33	AV	N	Pass
4	2.644	34.97	9.85	56.00	21.03	Peak	N	Pass
4**	2.644	18.92	9.85	46.00	27.08	AV	N	Pass
5	7.386	40.97	9.79	60.00	19.03	Peak	N	Pass
5**	7.386	21.03	9.79	50.00	28.97	AV	N	Pass
6	22.268	30.66	9.06	60.00	29.34	Peak	N	Pass
6**	22.268	20.33	9.06	50.00	29.67	AV	N	Pass

A.6 Radiated Emission

Note [1]: The symbol of "--" in the table which means not application.

Note [2]: For the test data above 1 GHz，According the ANSI C63.10-2013, where limits are specified for both average and peak (or quasi-peak) detector functions, if the peak (or quasi-peak) measured value complies with the average limit, it is unnecessary to perform an average measurement.

Note [3]: The low frequency, which started from 9 kHz to 30 MHz, was pre-scanned and the result which was 20 dB lower than the limit line per 15.31(o) was not reported.

Note [4]: The EUT is working in the Normal link mode below 1 GHz. All modes have been tested and normal link mode is worst.

Note [5]: Both model of the charger were tested in this report. The C-P35 (Huntkey) is the main test model, and the C-P35 (Acbel) only retest the below 1GHz in this report.

Test Data and Plots

30 MHz to 1 GHz, ANT H

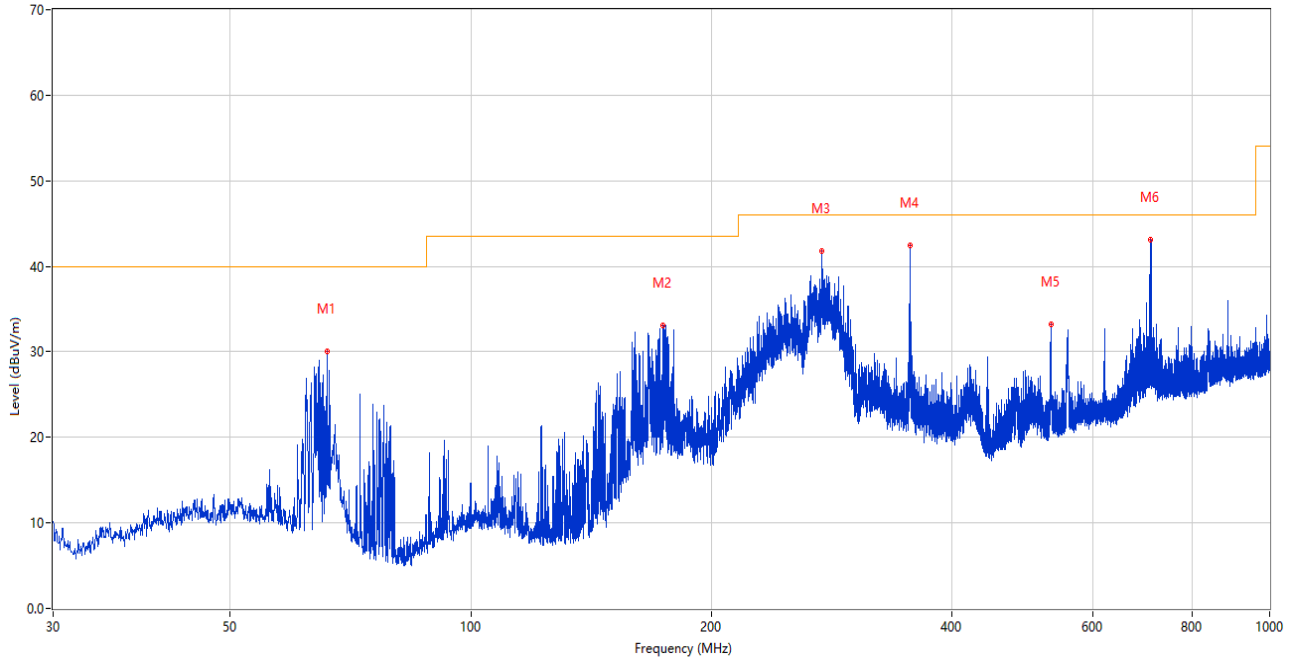

No.	Frequency (MHz)	Results (dBuV/m)	Factor (dB)	Limit (dBuV/m)	Margin (dB)	Detector	Table (Degree)	Height (cm)	Antenna	Verdict
1	66.084	30.03	-27.70	40.0	9.97	Peak	360.00	100	Horizontal	Pass
2	173.851	33.09	-28.30	43.5	10.41	Peak	358.00	200	Horizontal	Pass
3	275.070	41.79	-24.02	46.0	4.21	Peak	245.00	100	Horizontal	Pass
4	354.514	42.47	-21.66	46.0	3.53	Peak	81.00	100	Horizontal	Pass
5	533.091	33.17	-17.35	46.0	12.83	Peak	215.00	100	Horizontal	Pass
6	709.049	43.17	-13.62	46.0	2.83	Peak	257.00	100	Horizontal	Pass

30 MHz to 1 GHz, ANT V

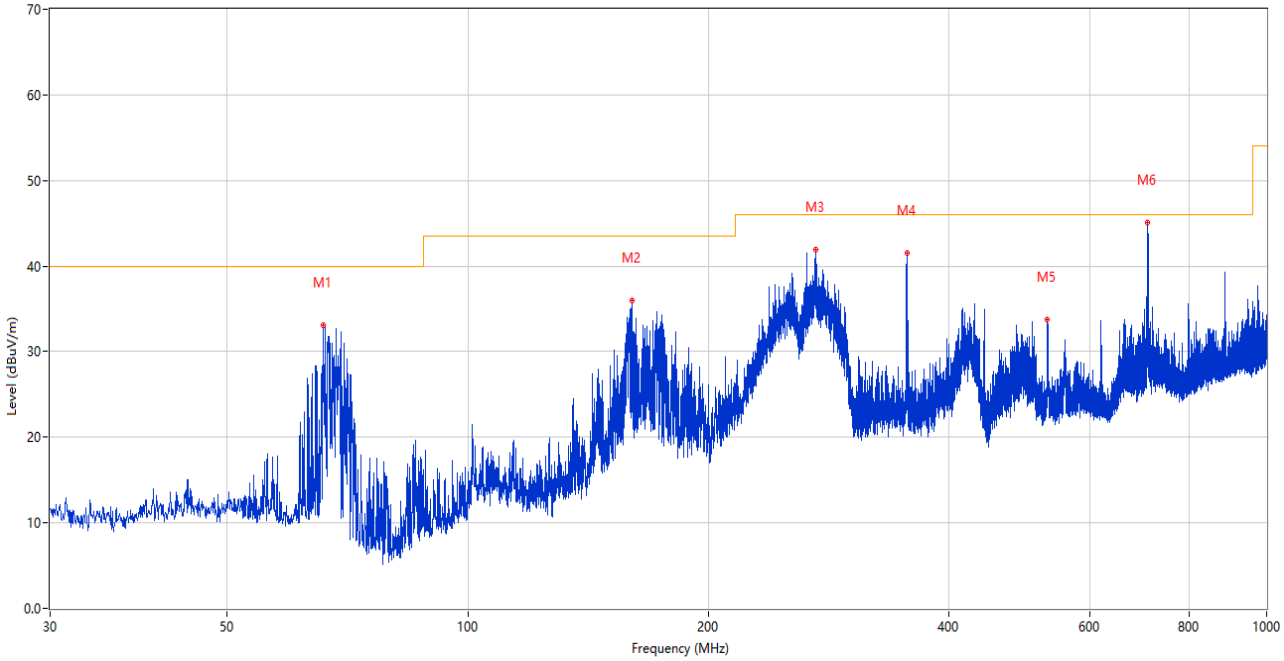

No.	Frequency (MHz)	Results (dBuV/m)	Factor (dB)	Limit (dBuV/m)	Margin (dB)	Detector	Table (Degree)	Height (cm)	Antenna	Verdict
1	65.890	33.11	-27.63	40.0	6.89	Peak	199.00	100	Vertical	Pass
2	160.514	35.96	-28.79	43.5	7.54	Peak	360.00	100	Vertical	Pass
3	272.306	41.90	-24.06	46.0	4.10	Peak	258.00	200	Vertical	Pass
4	354.902	41.57	-21.68	46.0	4.43	Peak	169.00	100	Vertical	Pass
5	531.684	33.72	-17.42	46.0	12.28	Peak	138.00	100	Vertical	Pass
6	709.727	45.10	-13.59	46.0	0.90	Peak	223.00	100	Vertical	Pass

Note [1]: The marked spikes near 2400 MHz with circle should be ignored because they are Fundamental signal.

Note [2]: The spurious above 18G is noise only, do not show on the report.

Main Antenna

1 GHz to 18 GHz, ANT H 802.11b Middle Channel

No.	Frequency (MHz)	Results (dBuV/m)	Factor (dB)	Limit (dBuV/m)	Margin (dB)	Detector	Table (Degree)	Height (cm)	Antenna	Verdict
1	1154.500	43.11	-14.67	74.0	30.89	Peak	154.00	150	Horizontal	Pass
1**	1154.500	32.63	-14.67	54.0	21.37	AV	154.00	150	Horizontal	Pass
2	2020.500	45.02	-12.89	74.0	28.98	Peak	213.00	150	Horizontal	Pass
2**	2020.500	31.88	-12.89	54.0	22.12	AV	213.00	150	Horizontal	Pass
3	2438.250	103.95	-11.32	74.0	-29.95	Peak	25.00	150	Horizontal	N/A
3**	2438.250	101.08	-11.32	54.0	-47.08	AV	25.00	150	Horizontal	N/A
4	3000.000	47.05	-7.46	74.0	26.95	Peak	307.00	150	Horizontal	Pass
4**	3000.000	36.90	-7.46	54.0	17.10	AV	307.00	150	Horizontal	Pass
5	7331.000	55.68	2.78	74.0	18.32	Peak	168.00	150	Horizontal	Pass
5**	7331.000	44.38	2.78	54.0	9.62	AV	168.00	150	Horizontal	Pass
6	12768.000	51.82	-0.07	74.0	22.18	Peak	174.00	150	Horizontal	Pass
6**	12768.000	40.44	-0.07	54.0	13.56	AV	174.00	150	Horizontal	Pass

1 GHz to 18 GHz, ANT V 802.11b Middle Channel

No.	Frequency (MHz)	Results (dBuV/m)	Factor (dB)	Limit (dBuV/m)	Margin (dB)	Detector	Table (Degree)	Height (cm)	Antenna	Verdict
1	1329.500	48.22	-15.01	74.0	25.78	Peak	190.00	150	Vertical	Pass
1**	1329.500	38.83	-15.01	54.0	15.17	AV	190.00	150	Vertical	Pass
2	2149.500	46.87	-12.46	74.0	27.13	Peak	206.00	150	Vertical	Pass
2**	2149.500	32.42	-12.46	54.0	21.58	AV	206.00	150	Vertical	Pass
3	2438.000	99.44	-11.32	74.0	-25.44	Peak	35.00	150	Vertical	N/A
3**	2438.000	96.42	-11.32	54.0	-42.42	AV	35.00	150	Vertical	N/A
4	2928.250	47.65	-6.78	74.0	26.35	Peak	94.00	150	Vertical	Pass
4**	2928.250	36.78	-6.78	54.0	17.22	AV	94.00	150	Vertical	Pass
5	7694.500	55.67	3.57	74.0	18.33	Peak	360.00	150	Vertical	Pass
5**	7694.500	45.09	3.57	54.0	8.91	AV	360.00	150	Vertical	Pass
6	14417.500	52.52	0.52	74.0	21.48	Peak	68.00	150	Vertical	Pass
6**	14417.500	41.16	0.52	54.0	12.84	AV	68.00	150	Vertical	Pass

1 GHz to 18 GHz, ANT H 802.11g Middle Channel

No.	Frequency (MHz)	Results (dBuV/m)	Factor (dB)	Limit (dBuV/m)	Margin (dB)	Detector	Table (Degree)	Height (cm)	Antenna	Verdict
1	1164.000	44.83	-14.51	74.0	29.17	Peak	145.00	150	Horizontal	Pass
1**	1164.000	30.26	-14.51	54.0	23.74	AV	145.00	150	Horizontal	Pass
2	2071.250	44.38	-12.58	74.0	29.62	Peak	70.00	150	Horizontal	Pass
2**	2071.250	32.81	-12.58	54.0	21.19	AV	70.00	150	Horizontal	Pass
3	2436.250	106.39	-11.30	74.0	-32.39	Peak	31.00	150	Horizontal	N/A
3**	2436.250	98.41	-11.30	54.0	-44.41	AV	31.00	150	Horizontal	N/A
4	2995.500	47.24	-7.60	74.0	26.76	Peak	255.00	150	Horizontal	Pass
4**	2995.500	36.56	-7.60	54.0	17.44	AV	255.00	150	Horizontal	Pass
5	7788.000	55.93	3.67	74.0	18.07	Peak	260.00	150	Horizontal	Pass
5**	7788.000	45.06	3.67	54.0	8.94	AV	260.00	150	Horizontal	Pass
6	11275.000	51.31	-1.35	74.0	22.69	Peak	129.00	150	Horizontal	Pass
6**	11275.000	39.78	-1.35	54.0	14.22	AV	129.00	150	Horizontal	Pass

1 GHz to 18 GHz, ANT V 802.11g Middle Channel

No.	Frequency (MHz)	Results (dBuV/m)	Factor (dB)	Limit (dBuV/m)	Margin (dB)	Detector	Table (Degree)	Height (cm)	Antenna	Verdict
1	1329.000	47.63	-15.00	74.0	26.37	Peak	190.00	150	Vertical	Pass
1**	1329.000	37.49	-15.00	54.0	16.51	AV	190.00	150	Vertical	Pass
2	2122.500	50.27	-12.13	74.0	23.73	Peak	180.00	150	Vertical	Pass
2**	2122.500	33.50	-12.13	54.0	20.50	AV	180.00	150	Vertical	Pass
3	2436.000	101.85	-11.29	74.0	-27.85	Peak	32.00	150	Vertical	N/A
3**	2436.000	93.91	-11.29	54.0	-39.91	AV	32.00	150	Vertical	N/A
4	2998.750	47.86	-7.47	74.0	26.14	Peak	360.00	150	Vertical	Pass
4**	2998.750	36.92	-7.47	54.0	17.08	AV	360.00	150	Vertical	Pass
5	7720.000	55.69	3.11	74.0	18.31	Peak	118.00	150	Vertical	Pass
5**	7720.000	44.60	3.11	54.0	9.40	AV	118.00	150	Vertical	Pass
6	14592.000	52.22	1.44	74.0	21.78	Peak	360.00	150	Vertical	Pass
6**	14592.000	42.92	1.44	54.0	11.08	AV	360.00	150	Vertical	Pass

1 GHz to 18 GHz, ANT H 802.11n20 Middle Channel

No.	Frequency (MHz)	Results (dBuV/m)	Factor (dB)	Limit (dBuV/m)	Margin (dB)	Detector	Table (Degree)	Height (cm)	Antenna	Verdict
1	1030.750	44.47	-14.51	74.0	29.53	Peak	154.00	150	Horizontal	Pass
1**	1030.750	33.47	-14.51	54.0	20.53	AV	154.00	150	Horizontal	Pass
2	1329.500	43.16	-15.01	74.0	30.84	Peak	181.00	150	Horizontal	Pass
2**	1329.500	32.38	-15.01	54.0	21.62	AV	181.00	150	Horizontal	Pass
3	2438.000	106.06	-11.32	74.0	-32.06	Peak	53.00	150	Horizontal	N/A
3**	2438.000	98.39	-11.32	54.0	-44.39	AV	53.00	150	Horizontal	N/A
4	2993.750	47.60	-7.66	74.0	26.40	Peak	176.00	150	Horizontal	Pass
4**	2993.750	36.78	-7.66	54.0	17.22	AV	176.00	150	Horizontal	Pass
5	7935.500	55.87	3.65	74.0	18.13	Peak	12.00	150	Horizontal	Pass
5**	7935.500	44.89	3.65	54.0	9.11	AV	12.00	150	Horizontal	Pass
6	14591.500	52.37	1.34	74.0	21.63	Peak	231.00	150	Horizontal	Pass
6**	14591.500	42.60	1.34	54.0	11.40	AV	231.00	150	Horizontal	Pass

1 GHz to 18 GHz, ANT V 802.11n20 Middle Channel

No.	Frequency (MHz)	Results (dBuV/m)	Factor (dB)	Limit (dBuV/m)	Margin (dB)	Detector	Table (Degree)	Height (cm)	Antenna	Verdict
1	1331.500	47.71	-15.02	74.0	26.29	Peak	184.00	150	Vertical	Pass
1**	1331.500	37.96	-15.02	54.0	16.04	AV	184.00	150	Vertical	Pass
2	1897.750	47.79	-14.29	74.0	26.21	Peak	176.00	150	Vertical	Pass
2**	1897.750	34.72	-14.29	54.0	19.28	AV	176.00	150	Vertical	Pass
3	2438.500	102.30	-11.32	74.0	-28.30	Peak	25.00	150	Vertical	N/A
3**	2438.500	94.54	-11.32	54.0	-40.54	AV	25.00	150	Vertical	N/A
4	3371.000	47.44	-5.18	74.0	26.56	Peak	270.00	150	Vertical	Pass
4**	3371.000	35.94	-5.18	54.0	18.06	AV	270.00	150	Vertical	Pass
5	7917.500	56.44	3.64	74.0	17.56	Peak	357.00	150	Vertical	Pass
5**	7917.500	45.17	3.64	54.0	8.83	AV	357.00	150	Vertical	Pass
6	13532.000	51.48	0.49	74.0	22.52	Peak	216.00	150	Vertical	Pass
6**	13532.000	40.76	0.49	54.0	13.24	AV	216.00	150	Vertical	Pass

1 GHz to 18 GHz, ANT H 802.11n40 Middle Channel

No.	Frequency (MHz)	Results (dBuV/m)	Factor (dB)	Limit (dBuV/m)	Margin (dB)	Detector	Table (Degree)	Height (cm)	Antenna	Verdict
1	1050.250	46.14	-14.56	74.0	27.86	Peak	145.00	150	Horizontal	Pass
1**	1050.250	32.79	-14.56	54.0	21.21	AV	145.00	150	Horizontal	Pass
2	1329.250	43.94	-15.01	74.0	30.06	Peak	181.00	150	Horizontal	Pass
2**	1329.250	33.90	-15.01	54.0	20.10	AV	181.00	150	Horizontal	Pass
3	2435.750	106.05	-11.28	74.0	-32.05	Peak	51.00	150	Horizontal	N/A
3**	2435.750	97.58	-11.28	54.0	-43.58	AV	51.00	150	Horizontal	N/A
4	2974.750	46.92	-7.48	74.0	27.08	Peak	29.00	150	Horizontal	Pass
4**	2974.750	36.33	-7.48	54.0	17.67	AV	29.00	150	Horizontal	Pass
5	7161.500	55.81	2.13	74.0	18.19	Peak	154.00	150	Horizontal	Pass
5**	7161.500	44.53	2.13	54.0	9.47	AV	154.00	150	Horizontal	Pass
6	14592.500	52.10	1.40	74.0	21.90	Peak	353.00	150	Horizontal	Pass
6**	14592.500	42.61	1.40	54.0	11.39	AV	353.00	150	Horizontal	Pass

1 GHz to 18 GHz, ANT V 802.11n40 Middle Channel

No.	Frequency (MHz)	Results (dBuV/m)	Factor (dB)	Limit (dBuV/m)	Margin (dB)	Detector	Table (Degree)	Height (cm)	Antenna	Verdict
1	1062.250	47.44	-14.33	74.0	26.56	Peak	1.00	150	Vertical	Pass
1**	1062.250	37.87	-14.33	54.0	16.13	AV	1.00	150	Vertical	Pass
2	1327.750	42.85	-15.00	74.0	31.15	Peak	360.00	150	Vertical	Pass
2**	1327.750	32.17	-15.00	54.0	21.83	AV	360.00	150	Vertical	Pass
3	2438.750	101.09	-11.32	74.0	-27.09	Peak	282.00	150	Vertical	N/A
3**	2438.750	92.98	-11.32	54.0	-38.98	AV	282.00	150	Vertical	N/A
4	2927.500	47.48	-6.82	74.0	26.52	Peak	113.00	150	Vertical	Pass
4**	2927.500	36.60	-6.82	54.0	17.40	AV	113.00	150	Vertical	Pass
5	7850.500	55.73	3.63	74.0	18.27	Peak	175.00	150	Vertical	Pass
5**	7850.500	44.68	3.63	54.0	9.32	AV	175.00	150	Vertical	Pass
6	15449.000	52.14	0.91	74.0	21.86	Peak	5.00	150	Vertical	Pass
6**	15449.000	41.69	0.91	54.0	12.31	AV	5.00	150	Vertical	Pass

1 GHz to 18 GHz, ANT H VHT 20 Middle Channel

No.	Frequency (MHz)	Results (dBuV/m)	Factor (dB)	Limit (dBuV/m)	Margin (dB)	Detector	Table (Degree)	Height (cm)	Antenna	Verdict
1	1327.750	49.08	-15.00	74.0	24.92	Peak	193.00	150	Horizontal	Pass
1**	1327.750	36.31	-15.00	54.0	17.69	AV	193.00	150	Horizontal	Pass
2	2074.750	48.55	-12.61	74.0	25.45	Peak	175.00	150	Horizontal	Pass
2**	2074.750	34.81	-12.61	54.0	19.19	AV	175.00	150	Horizontal	Pass
3	2436.000	102.55	-11.29	74.0	-28.55	Peak	21.00	150	Horizontal	N/A
3**	2436.000	94.02	-11.29	54.0	-40.02	AV	21.00	150	Horizontal	N/A
4	2989.250	48.38	-7.95	74.0	25.62	Peak	167.00	150	Horizontal	Pass
4**	2989.250	36.43	-7.95	54.0	17.57	AV	167.00	150	Horizontal	Pass
5	7847.000	55.90	3.60	74.0	18.10	Peak	331.00	150	Horizontal	Pass
5**	7847.000	45.05	3.60	54.0	8.95	AV	331.00	150	Horizontal	Pass
6	12497.500	51.54	0.20	74.0	22.46	Peak	7.00	150	Horizontal	Pass
6**	12497.500	40.95	0.20	54.0	13.05	AV	7.00	150	Horizontal	Pass

1 GHz to 18 GHz, ANT V VHT 20 Middle Channel

No.	Frequency (MHz)	Results (dBuV/m)	Factor (dB)	Limit (dBuV/m)	Margin (dB)	Detector	Table (Degree)	Height (cm)	Antenna	Verdict
1	1050.750	45.14	-14.58	74.0	28.86	Peak	239.00	150	Vertical	Pass
1**	1050.750	31.13	-14.58	54.0	22.87	AV	239.00	150	Vertical	Pass
2	1328.000	43.60	-15.00	74.0	30.40	Peak	175.00	150	Vertical	Pass
2**	1328.000	34.31	-15.00	54.0	19.69	AV	175.00	150	Vertical	Pass
3	2435.000	105.69	-11.24	74.0	-31.69	Peak	53.00	150	Vertical	N/A
3**	2435.000	97.77	-11.24	54.0	-43.77	AV	53.00	150	Vertical	N/A
4	2972.250	47.88	-7.27	74.0	26.12	Peak	243.00	150	Vertical	Pass
4**	2972.250	36.43	-7.27	54.0	17.57	AV	243.00	150	Vertical	Pass
5	7734.500	56.70	3.22	74.0	17.30	Peak	170.00	150	Vertical	Pass
5**	7734.500	45.22	3.22	54.0	8.78	AV	170.00	150	Vertical	Pass
6	15438.000	52.92	1.45	74.0	21.08	Peak	99.00	150	Vertical	Pass
6**	15438.000	42.00	1.45	54.0	12.00	AV	99.00	150	Vertical	Pass

1 GHz to 18 GHz, ANT H VHT 40 Middle Channel

No.	Frequency (MHz)	Results (dBuV/m)	Factor (dB)	Limit (dBuV/m)	Margin (dB)	Detector	Table (Degree)	Height (cm)	Antenna	Verdict
1	1016.750	44.99	-13.92	74.0	29.01	Peak	144.00	150	Horizontal	Pass
1**	1016.750	32.73	-13.92	54.0	21.27	AV	144.00	150	Horizontal	Pass
2	1328.500	43.58	-15.00	74.0	30.42	Peak	185.00	150	Horizontal	Pass
2**	1328.500	33.39	-15.00	54.0	20.61	AV	185.00	150	Horizontal	Pass
3	2438.000	105.74	-11.32	74.0	-31.74	Peak	52.00	150	Horizontal	N/A
3**	2438.000	97.73	-11.32	54.0	-43.73	AV	52.00	150	Horizontal	N/A
4	2994.000	47.55	-7.65	74.0	26.45	Peak	11.00	150	Horizontal	Pass
4**	2994.000	36.95	-7.65	54.0	17.05	AV	11.00	150	Horizontal	Pass
5	7334.500	56.50	2.89	74.0	17.50	Peak	289.00	150	Horizontal	Pass
5**	7334.500	44.16	2.89	54.0	9.84	AV	289.00	150	Horizontal	Pass
6	12612.500	50.92	-0.27	74.0	23.08	Peak	360.00	150	Horizontal	Pass
6**	12612.500	40.60	-0.27	54.0	13.40	AV	360.00	150	Horizontal	Pass

1 GHz to 18 GHz, ANT V VHT 40 Middle Channel

No.	Frequency (MHz)	Results (dBuV/m)	Factor (dB)	Limit (dBuV/m)	Margin (dB)	Detector	Table (Degree)	Height (cm)	Antenna	Verdict
1	1065.750	47.13	-14.25	74.0	26.87	Peak	39.00	150	Vertical	Pass
1**	1065.750	37.51	-14.25	54.0	16.49	AV	39.00	150	Vertical	Pass
2	2130.250	49.48	-11.99	74.0	24.52	Peak	186.00	150	Vertical	Pass
2**	2130.250	37.05	-11.99	54.0	16.95	AV	186.00	150	Vertical	Pass
3	2436.000	102.44	-11.29	74.0	-28.44	Peak	25.00	150	Vertical	N/A
3**	2436.000	94.09	-11.29	54.0	-40.09	AV	25.00	150	Vertical	N/A
4	3404.500	48.68	-6.23	74.0	25.32	Peak	1.00	150	Vertical	Pass
4**	3404.500	42.88	-6.23	54.0	11.12	AV	1.00	150	Vertical	Pass
5	7859.000	56.91	3.88	74.0	17.09	Peak	271.00	150	Vertical	Pass
5**	7859.000	45.31	3.88	54.0	8.69	AV	271.00	150	Vertical	Pass
6	12689.500	51.87	-0.31	74.0	22.13	Peak	276.00	150	Vertical	Pass
6**	12689.500	40.50	-0.31	54.0	13.50	AV	276.00	150	Vertical	Pass

1 GHz to 18 GHz, ANT H 802.11ax20(SU) Middle Channel

No.	Frequency (MHz)	Results (dBuV/m)	Factor (dB)	Limit (dBuV/m)	Margin (dB)	Detector	Table (Degree)	Height (cm)	Antenna	Verdict
1	1037.250	45.42	-14.53	74.0	28.58	Peak	252.00	150	Horizontal	Pass
1**	1037.250	34.36	-14.53	54.0	19.64	AV	252.00	150	Horizontal	Pass
2	1327.250	43.32	-15.00	74.0	30.68	Peak	182.00	150	Horizontal	Pass
2**	1327.250	31.52	-15.00	54.0	22.48	AV	182.00	150	Horizontal	Pass
3	2434.250	107.94	-11.24	74.0	-33.94	Peak	53.00	150	Horizontal	N/A
3**	2434.250	97.26	-11.24	54.0	-43.26	AV	53.00	150	Horizontal	N/A
4	2982.750	47.67	-8.02	74.0	26.33	Peak	315.00	150	Horizontal	Pass
4**	2982.750	36.51	-8.02	54.0	17.49	AV	315.00	150	Horizontal	Pass
5	7788.500	56.19	3.70	74.0	17.81	Peak	221.00	150	Horizontal	Pass
5**	7788.500	45.54	3.70	54.0	8.46	AV	221.00	150	Horizontal	Pass
6	14619.000	52.35	0.91	74.0	21.65	Peak	156.00	150	Horizontal	Pass
6**	14619.000	41.40	0.91	54.0	12.60	AV	156.00	150	Horizontal	Pass

1 GHz to 18 GHz, ANT V 802.11ax20(SU) Middle Channel

No.	Frequency (MHz)	Results (dBuV/m)	Factor (dB)	Limit (dBuV/m)	Margin (dB)	Detector	Table (Degree)	Height (cm)	Antenna	Verdict
1	1062.750	49.16	-14.32	74.0	24.84	Peak	182.00	150	Vertical	Pass
1**	1062.750	41.29	-14.32	54.0	12.71	AV	182.00	150	Vertical	Pass
2	1333.250	47.08	-15.05	74.0	26.92	Peak	176.00	150	Vertical	Pass
2**	1333.250	36.31	-15.05	54.0	17.69	AV	176.00	150	Vertical	Pass
3	2437.750	105.31	-11.32	74.0	-31.31	Peak	21.00	150	Vertical	N/A
3**	2437.750	94.25	-11.32	54.0	-40.25	AV	21.00	150	Vertical	N/A
4	2976.750	47.05	-7.60	74.0	26.95	Peak	351.00	150	Vertical	Pass
4**	2976.750	36.64	-7.60	54.0	17.36	AV	351.00	150	Vertical	Pass
5	7928.000	56.15	3.77	74.0	17.85	Peak	102.00	150	Vertical	Pass
5**	7928.000	45.21	3.77	54.0	8.79	AV	102.00	150	Vertical	Pass
6	14634.000	52.40	0.98	74.0	21.60	Peak	206.00	150	Vertical	Pass
6**	14634.000	41.47	0.98	54.0	12.53	AV	206.00	150	Vertical	Pass

1 GHz to 18 GHz, ANT H 802.11ax40(SU) Middle Channel

No.	Frequency (MHz)	Results (dBuV/m)	Factor (dB)	Limit (dBuV/m)	Margin (dB)	Detector	Table (Degree)	Height (cm)	Antenna	Verdict
1	1022.000	44.80	-14.37	74.0	29.20	Peak	247.00	150	Horizontal	Pass
1**	1022.000	31.36	-14.37	54.0	22.64	AV	247.00	150	Horizontal	Pass
2	1332.250	43.87	-15.04	74.0	30.13	Peak	180.00	150	Horizontal	Pass
2**	1332.250	33.05	-15.04	54.0	20.95	AV	180.00	150	Horizontal	Pass
3	2439.750	107.20	-11.35	74.0	-33.20	Peak	52.00	150	Horizontal	N/A
3**	2439.750	97.09	-11.35	54.0	-43.09	AV	52.00	150	Horizontal	N/A
4	2948.500	47.94	-7.93	74.0	26.06	Peak	180.00	150	Horizontal	Pass
4**	2948.500	35.78	-7.93	54.0	18.22	AV	180.00	150	Horizontal	Pass
5	7862.500	56.52	3.90	74.0	17.48	Peak	71.00	150	Horizontal	Pass
5**	7862.500	45.37	3.90	54.0	8.63	AV	71.00	150	Horizontal	Pass
6	14653.000	51.98	0.58	74.0	22.02	Peak	230.00	150	Horizontal	Pass
6**	14653.000	41.49	0.58	54.0	12.51	AV	230.00	150	Horizontal	Pass

1 GHz to 18 GHz, ANT V 802.11ax40(SU) Middle Channel

No.	Frequency (MHz)	Results (dBuV/m)	Factor (dB)	Limit (dBuV/m)	Margin (dB)	Detector	Table (Degree)	Height (cm)	Antenna	Verdict
1	1331.750	46.93	-15.03	74.0	27.07	Peak	163.00	150	Vertical	Pass
1**	1331.750	35.75	-15.03	54.0	18.25	AV	163.00	150	Vertical	Pass
2	1896.500	48.23	-14.31	74.0	25.77	Peak	192.00	150	Vertical	Pass
2**	1896.500	33.41	-14.31	54.0	20.59	AV	192.00	150	Vertical	Pass
3	2438.500	105.27	-11.32	74.0	-31.27	Peak	5.00	150	Vertical	N/A
3**	2438.500	94.33	-11.32	54.0	-40.33	AV	5.00	150	Vertical	N/A
4	2927.250	48.25	-6.83	74.0	25.75	Peak	94.00	150	Vertical	Pass
4**	2927.250	36.86	-6.83	54.0	17.14	AV	94.00	150	Vertical	Pass
5	7684.000	56.23	3.36	74.0	17.77	Peak	213.00	150	Vertical	Pass
5**	7684.000	45.28	3.36	54.0	8.72	AV	213.00	150	Vertical	Pass
6	15955.500	53.05	1.01	74.0	20.95	Peak	359.00	150	Vertical	Pass
6**	15955.500	41.66	1.01	54.0	12.34	AV	359.00	150	Vertical	Pass

Aux. Antenna

1 GHz to 18 GHz, ANT H 802.11b Middle Channel

No.	Frequency (MHz)	Results (dBuV/m)	Factor (dB)	Limit (dBuV/m)	Margin (dB)	Detector	Table (Degree)	Height (cm)	Antenna	Verdict
1	1063.000	46.18	-14.32	74.0	27.82	Peak	338.00	150	Horizontal	Pass
1**	1063.000	37.52	-14.32	54.0	16.48	AV	338.00	150	Horizontal	Pass
2	1327.500	45.58	-15.00	74.0	28.42	Peak	210.00	150	Horizontal	Pass
2**	1327.500	32.53	-15.00	54.0	21.47	AV	210.00	150	Horizontal	Pass
3	2438.250	103.52	-11.32	74.0	-29.52	Peak	151.00	150	Horizontal	N/A
3**	2438.250	100.66	-11.32	54.0	-46.66	AV	151.00	150	Horizontal	N/A
4	2940.750	47.18	-7.35	74.0	26.82	Peak	360.00	150	Horizontal	Pass
4**	2940.750	36.45	-7.35	54.0	17.55	AV	360.00	150	Horizontal	Pass
5	7368.500	56.31	2.50	74.0	17.69	Peak	242.00	150	Horizontal	Pass
5**	7368.500	44.10	2.50	54.0	9.90	AV	242.00	150	Horizontal	Pass
6	14604.500	52.27	0.57	74.0	21.73	Peak	0.00	150	Horizontal	Pass
6**	14604.500	41.89	0.57	54.0	12.11	AV	0.00	150	Horizontal	Pass

1 GHz to 18 GHz, ANT V 802.11b Middle Channel

No.	Frequency (MHz)	Results (dBuV/m)	Factor (dB)	Limit (dBuV/m)	Margin (dB)	Detector	Table (Degree)	Height (cm)	Antenna	Verdict
1	1032.500	50.52	-14.49	74.0	23.48	Peak	175.00	150	Vertical	Pass
1**	1032.500	33.86	-14.49	54.0	20.14	AV	175.00	150	Vertical	Pass
2	1888.750	49.84	-14.17	74.0	24.16	Peak	194.00	150	Vertical	Pass
2**	1888.750	33.54	-14.17	54.0	20.46	AV	194.00	150	Vertical	Pass
3	2438.000	102.79	-11.32	74.0	-28.79	Peak	218.00	150	Vertical	N/A
3**	2438.000	99.77	-11.32	54.0	-45.77	AV	218.00	150	Vertical	N/A
4	2918.000	47.90	-7.62	74.0	26.10	Peak	329.00	150	Vertical	Pass
4**	2918.000	36.07	-7.62	54.0	17.93	AV	329.00	150	Vertical	Pass
5	7114.000	55.71	2.32	74.0	18.29	Peak	27.00	150	Vertical	Pass
5**	7114.000	44.25	2.32	54.0	9.75	AV	27.00	150	Vertical	Pass
6	12776.500	51.97	0.03	74.0	22.03	Peak	0.00	150	Vertical	Pass
6**	12776.500	41.03	0.03	54.0	12.97	AV	0.00	150	Vertical	Pass

1 GHz to 18 GHz, ANT H 802.11g Middle Channel

No.	Frequency (MHz)	Results (dBuV/m)	Factor (dB)	Limit (dBuV/m)	Margin (dB)	Detector	Table (Degree)	Height (cm)	Antenna	Verdict
1	1031.750	47.18	-14.49	74.0	26.82	Peak	139.00	150	Horizontal	Pass
1**	1031.750	33.16	-14.49	54.0	20.84	AV	139.00	150	Horizontal	Pass
2	1331.250	44.45	-15.03	74.0	29.55	Peak	144.00	150	Horizontal	Pass
2**	1331.250	35.04	-15.03	54.0	18.96	AV	144.00	150	Horizontal	Pass
3	2439.250	108.10	-11.33	74.0	-34.10	Peak	318.00	150	Horizontal	N/A
3**	2439.250	100.34	-11.33	54.0	-46.34	AV	318.00	150	Horizontal	N/A
4	2966.250	47.41	-7.22	74.0	26.59	Peak	130.00	150	Horizontal	Pass
4**	2966.250	36.16	-7.22	54.0	17.84	AV	130.00	150	Horizontal	Pass
5	7678.000	56.69	3.30	74.0	17.31	Peak	322.00	150	Horizontal	Pass
5**	7678.000	44.77	3.30	54.0	9.23	AV	322.00	150	Horizontal	Pass
6	14550.500	52.51	0.63	74.0	21.49	Peak	156.00	150	Horizontal	Pass
6**	14550.500	41.56	0.63	54.0	12.44	AV	156.00	150	Horizontal	Pass

1 GHz to 18 GHz, ANT V 802.11g Middle Channel

No.	Frequency (MHz)	Results (dBuV/m)	Factor (dB)	Limit (dBuV/m)	Margin (dB)	Detector	Table (Degree)	Height (cm)	Antenna	Verdict
1	1039.750	49.83	-14.54	74.0	24.17	Peak	172.00	150	Vertical	Pass
1**	1039.750	35.60	-14.54	54.0	18.40	AV	172.00	150	Vertical	Pass
2	1897.250	49.51	-14.29	74.0	24.49	Peak	194.00	150	Vertical	Pass
2**	1897.250	35.14	-14.29	54.0	18.86	AV	194.00	150	Vertical	Pass
3	2433.500	105.84	-11.22	74.0	-31.84	Peak	138.00	150	Vertical	N/A
3**	2433.500	97.12	-11.22	54.0	-43.12	AV	138.00	150	Vertical	N/A
4	2656.250	49.31	-9.63	74.0	24.69	Peak	162.00	150	Vertical	Pass
4**	2656.250	35.44	-9.63	54.0	18.56	AV	162.00	150	Vertical	Pass
5	7780.500	56.52	3.39	74.0	17.48	Peak	271.00	150	Vertical	Pass
5**	7780.500	44.95	3.39	54.0	9.05	AV	271.00	150	Vertical	Pass
6	9938.000	50.55	-1.02	74.0	23.45	Peak	144.00	150	Vertical	Pass
6**	9938.000	39.25	-1.02	54.0	14.75	AV	144.00	150	Vertical	Pass

1 GHz to 18 GHz, ANT H 802.11n20 Middle Channel

No.	Frequency (MHz)	Results (dBuV/m)	Factor (dB)	Limit (dBuV/m)	Margin (dB)	Detector	Table (Degree)	Height (cm)	Antenna	Verdict
1	1059.750	45.20	-14.39	74.0	28.80	Peak	221.00	150	Horizontal	Pass
1**	1059.750	31.90	-14.39	54.0	22.10	AV	221.00	150	Horizontal	Pass
2	1328.500	45.79	-15.00	74.0	28.21	Peak	216.00	150	Horizontal	Pass
2**	1328.500	35.13	-15.00	54.0	18.87	AV	216.00	150	Horizontal	Pass
3	2440.250	107.53	-11.37	74.0	-33.53	Peak	329.00	150	Horizontal	N/A
3**	2440.250	99.46	-11.37	54.0	-45.46	AV	329.00	150	Horizontal	N/A
4	2925.750	47.86	-6.89	74.0	26.14	Peak	216.00	150	Horizontal	Pass
4**	2925.750	36.53	-6.89	54.0	17.47	AV	216.00	150	Horizontal	Pass
5	7908.000	56.44	3.54	74.0	17.56	Peak	11.00	150	Horizontal	Pass
5**	7908.000	44.98	3.54	54.0	9.02	AV	11.00	150	Horizontal	Pass
6	9889.500	50.74	-1.08	74.0	23.26	Peak	114.00	150	Horizontal	Pass
6**	9889.500	40.28	-1.08	54.0	13.72	AV	114.00	150	Horizontal	Pass

1 GHz to 18 GHz, ANT V 802.11n20 Middle Channel

No.	Frequency (MHz)	Results (dBuV/m)	Factor (dB)	Limit (dBuV/m)	Margin (dB)	Detector	Table (Degree)	Height (cm)	Antenna	Verdict
1	1040.000	48.08	-14.53	74.0	25.92	Peak	181.00	150	Vertical	Pass
1**	1040.000	33.32	-14.53	54.0	20.68	AV	181.00	150	Vertical	Pass
2	2082.000	51.24	-12.54	74.0	22.76	Peak	199.00	150	Vertical	Pass
2**	2082.000	37.48	-12.54	54.0	16.52	AV	199.00	150	Vertical	Pass
3	2439.250	106.04	-11.33	74.0	-32.04	Peak	136.00	150	Vertical	N/A
3**	2439.250	97.99	-11.33	54.0	-43.99	AV	136.00	150	Vertical	N/A
4	2927.000	47.79	-6.84	74.0	26.21	Peak	0.00	150	Vertical	Pass
4**	2927.000	36.73	-6.84	54.0	17.27	AV	0.00	150	Vertical	Pass
5	7793.000	55.85	3.88	74.0	18.15	Peak	98.00	150	Vertical	Pass
5**	7793.000	45.79	3.88	54.0	8.21	AV	98.00	150	Vertical	Pass
6	14602.000	52.80	0.85	74.0	21.20	Peak	334.00	150	Vertical	Pass
6**	14602.000	42.44	0.85	54.0	11.56	AV	334.00	150	Vertical	Pass

1 GHz to 18 GHz, ANT H 802.11n40 Middle Channel

No.	Frequency (MHz)	Results (dBuV/m)	Factor (dB)	Limit (dBuV/m)	Margin (dB)	Detector	Table (Degree)	Height (cm)	Antenna	Verdict
1	1016.000	46.74	-13.84	74.0	27.26	Peak	193.00	150	Horizontal	Pass
1**	1016.000	32.22	-13.84	54.0	21.78	AV	193.00	150	Horizontal	Pass
2	2132.000	48.81	-12.05	74.0	25.19	Peak	66.00	150	Horizontal	Pass
2**	2132.000	32.75	-12.05	54.0	21.25	AV	66.00	150	Horizontal	Pass
3	2432.250	101.85	-11.18	74.0	-27.85	Peak	13.00	150	Horizontal	N/A
3**	2432.250	93.43	-11.18	54.0	-39.43	AV	13.00	150	Horizontal	N/A
4	2927.000	47.44	-6.84	74.0	26.56	Peak	0.00	150	Horizontal	Pass
4**	2927.000	36.65	-6.84	54.0	17.35	AV	0.00	150	Horizontal	Pass
5	7294.500	56.20	2.70	74.0	17.80	Peak	5.00	150	Horizontal	Pass
5**	7294.500	44.90	2.70	54.0	9.10	AV	5.00	150	Horizontal	Pass
6	12490.500	50.87	0.12	74.0	23.13	Peak	0.00	150	Horizontal	Pass
6**	12490.500	40.56	0.12	54.0	13.44	AV	0.00	150	Horizontal	Pass

1 GHz to 18 GHz, ANT V 802.11n40 Middle Channel

No.	Frequency (MHz)	Results (dBuV/m)	Factor (dB)	Limit (dBuV/m)	Margin (dB)	Detector	Table (Degree)	Height (cm)	Antenna	Verdict
1	1328.500	51.59	-15.00	74.0	22.41	Peak	153.00	150	Vertical	Pass
1**	1328.500	32.43	-15.00	54.0	21.57	AV	153.00	150	Vertical	Pass
2	2132.500	59.45	-12.05	74.0	14.55	Peak	169.00	150	Vertical	Pass
2**	2132.500	33.71	-12.05	54.0	20.29	AV	169.00	150	Vertical	Pass
3	2439.000	97.76	-11.32	74.0	-23.76	Peak	352.00	150	Vertical	N/A
3**	2439.000	89.96	-11.32	54.0	-35.96	AV	352.00	150	Vertical	N/A
4	2998.000	47.35	-7.52	74.0	26.65	Peak	360.00	150	Vertical	Pass
4**	2998.000	36.73	-7.52	54.0	17.27	AV	360.00	150	Vertical	Pass
5	7796.500	56.40	3.91	74.0	17.60	Peak	129.00	150	Vertical	Pass
5**	7796.500	45.52	3.91	54.0	8.48	AV	129.00	150	Vertical	Pass
6	14592.000	52.63	1.44	74.0	21.37	Peak	234.00	150	Vertical	Pass
6**	14592.000	42.83	1.44	54.0	11.17	AV	234.00	150	Vertical	Pass

1 GHz to 18 GHz, ANT H VHT 20 Middle Channel

No.	Frequency (MHz)	Results (dBuV/m)	Factor (dB)	Limit (dBuV/m)	Margin (dB)	Detector	Table (Degree)	Height (cm)	Antenna	Verdict
1	1027.250	45.41	-14.50	74.0	28.59	Peak	131.00	150	Horizontal	Pass
1**	1027.250	33.19	-14.50	54.0	20.81	AV	131.00	150	Horizontal	Pass
2	1328.500	45.36	-15.00	74.0	28.64	Peak	167.00	150	Horizontal	Pass
2**	1328.500	36.13	-15.00	54.0	17.87	AV	167.00	150	Horizontal	Pass
3	2441.750	107.32	-11.41	74.0	-33.32	Peak	306.00	150	Horizontal	N/A
3**	2441.750	98.80	-11.41	54.0	-44.80	AV	306.00	150	Horizontal	N/A
4	2988.750	46.94	-8.00	74.0	27.06	Peak	355.00	150	Horizontal	Pass
4**	2988.750	36.39	-8.00	54.0	17.61	AV	355.00	150	Horizontal	Pass
5	7908.500	55.96	3.55	74.0	18.04	Peak	343.00	150	Horizontal	Pass
5**	7908.500	45.11	3.55	54.0	8.89	AV	343.00	150	Horizontal	Pass
6	12939.000	51.36	0.54	74.0	22.64	Peak	26.00	150	Horizontal	Pass
6**	12939.000	40.78	0.54	54.0	13.22	AV	26.00	150	Horizontal	Pass

1 GHz to 18 GHz, ANT V VHT 20 Middle Channel

No.	Frequency (MHz)	Results (dBuV/m)	Factor (dB)	Limit (dBuV/m)	Margin (dB)	Detector	Table (Degree)	Height (cm)	Antenna	Verdict
1	1028.000	49.79	-14.49	74.0	24.21	Peak	182.00	150	Vertical	Pass
1**	1028.000	37.70	-14.49	54.0	16.30	AV	182.00	150	Vertical	Pass
2	1329.000	47.18	-15.00	74.0	26.82	Peak	182.00	150	Vertical	Pass
2**	1329.000	34.69	-15.00	54.0	19.31	AV	182.00	150	Vertical	Pass
3	2438.250	105.93	-11.32	74.0	-31.93	Peak	248.00	150	Vertical	N/A
3**	2438.250	98.59	-11.32	54.0	-44.59	AV	248.00	150	Vertical	N/A
4	2996.750	47.34	-7.54	74.0	26.66	Peak	297.00	150	Vertical	Pass
4**	2996.750	36.55	-7.54	54.0	17.45	AV	297.00	150	Vertical	Pass
5	7985.500	56.16	3.61	74.0	17.84	Peak	360.00	150	Vertical	Pass
5**	7985.500	45.11	3.61	54.0	8.89	AV	360.00	150	Vertical	Pass
6	14578.000	52.23	0.34	74.0	21.77	Peak	337.00	150	Vertical	Pass
6**	14578.000	41.58	0.34	54.0	12.42	AV	337.00	150	Vertical	Pass

1 GHz to 18 GHz, ANT H VHT 40 Middle Channel

No.	Frequency (MHz)	Results (dBuV/m)	Factor (dB)	Limit (dBuV/m)	Margin (dB)	Detector	Table (Degree)	Height (cm)	Antenna	Verdict
1	1000.250	46.36	-13.55	74.0	27.64	Peak	198.00	150	Horizontal	Pass
1**	1000.250	34.38	-13.55	54.0	19.62	AV	198.00	150	Horizontal	Pass
2	1992.500	49.79	-13.45	74.0	24.21	Peak	72.00	150	Horizontal	Pass
2**	1992.500	32.03	-13.45	54.0	21.97	AV	72.00	150	Horizontal	Pass
3	2432.750	102.09	-11.20	74.0	-28.09	Peak	14.00	150	Horizontal	N/A
3**	2432.750	93.48	-11.20	54.0	-39.48	AV	14.00	150	Horizontal	N/A
4	2926.750	47.36	-6.85	74.0	26.64	Peak	184.00	150	Horizontal	Pass
4**	2926.750	36.63	-6.85	54.0	17.37	AV	184.00	150	Horizontal	Pass
5	7083.500	55.55	2.34	74.0	18.45	Peak	141.00	150	Horizontal	Pass
5**	7083.500	44.79	2.34	54.0	9.21	AV	141.00	150	Horizontal	Pass
6	16915.500	53.98	2.28	74.0	20.02	Peak	231.00	150	Horizontal	Pass
6**	16915.500	43.09	2.28	54.0	10.91	AV	231.00	150	Horizontal	Pass

1 GHz to 18 GHz, ANT V VHT 40 Middle Channel

No.	Frequency (MHz)	Results (dBuV/m)	Factor (dB)	Limit (dBuV/m)	Margin (dB)	Detector	Table (Degree)	Height (cm)	Antenna	Verdict
1	1729.500	51.42	-15.02	74.0	22.58	Peak	136.00	150	Vertical	Pass
1**	1729.500	31.99	-15.02	54.0	22.01	AV	136.00	150	Vertical	Pass
2	2019.500	59.87	-12.93	74.0	14.13	Peak	0.00	150	Vertical	Pass
2**	2019.500	35.48	-12.93	54.0	18.52	AV	0.00	150	Vertical	Pass
3	2435.000	98.33	-11.24	74.0	-24.33	Peak	349.00	150	Vertical	N/A
3**	2435.000	90.23	-11.24	54.0	-36.23	AV	349.00	150	Vertical	N/A
4	2931.750	48.35	-6.84	74.0	25.65	Peak	149.00	150	Vertical	Pass
4**	2931.750	36.64	-6.84	54.0	17.36	AV	149.00	150	Vertical	Pass
5	7004.000	55.36	2.03	74.0	18.64	Peak	300.00	150	Vertical	Pass
5**	7004.000	43.57	2.03	54.0	10.43	AV	300.00	150	Vertical	Pass
6	15219.500	53.20	1.85	74.0	20.80	Peak	100.00	150	Vertical	Pass
6**	15219.500	42.85	1.85	54.0	11.15	AV	100.00	150	Vertical	Pass

1 GHz to 18 GHz, ANT H 802.11ax20(SU) Middle Channel

No.	Frequency (MHz)	Results (dBuV/m)	Factor (dB)	Limit (dBuV/m)	Margin (dB)	Detector	Table (Degree)	Height (cm)	Antenna	Verdict
1	1021.750	46.98	-14.35	74.0	27.02	Peak	151.00	150	Horizontal	Pass
1**	1021.750	35.03	-14.35	54.0	18.97	AV	151.00	150	Horizontal	Pass
2	1329.250	45.18	-15.01	74.0	28.82	Peak	168.00	150	Horizontal	Pass
2**	1329.250	35.20	-15.01	54.0	18.80	AV	168.00	150	Horizontal	Pass
3	2438.500	108.64	-11.32	74.0	-34.64	Peak	151.00	150	Horizontal	N/A
3**	2438.500	99.38	-11.32	54.0	-45.38	AV	151.00	150	Horizontal	N/A
4	2930.750	48.18	-6.79	74.0	25.82	Peak	359.00	150	Horizontal	Pass
4**	2930.750	36.50	-6.79	54.0	17.50	AV	359.00	150	Horizontal	Pass
5	7664.500	56.15	2.83	74.0	17.85	Peak	159.00	150	Horizontal	Pass
5**	7664.500	44.36	2.83	54.0	9.64	AV	159.00	150	Horizontal	Pass
6	12454.000	51.37	-0.24	74.0	22.63	Peak	70.00	150	Horizontal	Pass
6**	12454.000	40.17	-0.24	54.0	13.83	AV	70.00	150	Horizontal	Pass

1 GHz to 18 GHz, ANT V 802.11ax20(SU) Middle Channel

No.	Frequency (MHz)	Results (dBuV/m)	Factor (dB)	Limit (dBuV/m)	Margin (dB)	Detector	Table (Degree)	Height (cm)	Antenna	Verdict
1	1062.250	53.16	-14.33	74.0	20.84	Peak	228.00	150	Vertical	Pass
1**	1062.250	43.77	-14.33	54.0	10.23	AV	228.00	150	Vertical	Pass
2	2067.250	50.78	-12.59	74.0	23.22	Peak	216.00	150	Vertical	Pass
2**	2067.250	38.61	-12.59	54.0	15.39	AV	216.00	150	Vertical	Pass
3	2437.750	106.96	-11.32	74.0	-32.96	Peak	224.00	150	Vertical	N/A
3**	2437.750	98.07	-11.32	54.0	-44.07	AV	224.00	150	Vertical	N/A
4	3217.500	47.22	-5.38	74.0	26.78	Peak	290.00	150	Vertical	Pass
4**	3217.500	36.74	-5.38	54.0	17.26	AV	290.00	150	Vertical	Pass
5	7822.500	55.92	3.61	74.0	18.08	Peak	312.00	150	Vertical	Pass
5**	7822.500	44.66	3.61	54.0	9.34	AV	312.00	150	Vertical	Pass
6	14592.000	52.09	1.44	74.0	21.91	Peak	7.00	150	Vertical	Pass
6**	14592.000	43.34	1.44	54.0	10.66	AV	7.00	150	Vertical	Pass

1 GHz to 18 GHz, ANT H 802.11ax40(SU) Middle Channel

No.	Frequency (MHz)	Results (dBuV/m)	Factor (dB)	Limit (dBuV/m)	Margin (dB)	Detector	Table (Degree)	Height (cm)	Antenna	Verdict
1	1027.500	46.39	-14.50	74.0	27.61	Peak	194.00	150	Horizontal	Pass
1**	1027.500	33.35	-14.50	54.0	20.65	AV	194.00	150	Horizontal	Pass
2	2126.750	47.21	-12.00	74.0	26.79	Peak	106.00	150	Horizontal	Pass
2**	2126.750	32.83	-12.00	54.0	21.17	AV	106.00	150	Horizontal	Pass
3	2432.250	102.64	-11.18	74.0	-28.64	Peak	14.00	150	Horizontal	N/A
3**	2432.250	92.71	-11.18	54.0	-38.71	AV	14.00	150	Horizontal	N/A
4	2931.000	47.69	-6.80	74.0	26.31	Peak	349.00	150	Horizontal	Pass
4**	2931.000	36.57	-6.80	54.0	17.43	AV	349.00	150	Horizontal	Pass
5	6527.000	54.85	1.96	74.0	19.15	Peak	98.00	150	Horizontal	Pass
5**	6527.000	43.69	1.96	54.0	10.31	AV	98.00	150	Horizontal	Pass
6	9262.000	51.92	-2.06	74.0	22.08	Peak	126.00	150	Horizontal	Pass
6**	9262.000	39.87	-2.06	54.0	14.13	AV	126.00	150	Horizontal	Pass

1 GHz to 18 GHz, ANT V 802.11ax40(SU) Middle Channel

No.	Frequency (MHz)	Results (dBuV/m)	Factor (dB)	Limit (dBuV/m)	Margin (dB)	Detector	Table (Degree)	Height (cm)	Antenna	Verdict
1	1327.750	48.78	-15.00	74.0	25.22	Peak	161.00	150	Vertical	Pass
1**	1327.750	33.14	-15.00	54.0	20.86	AV	161.00	150	Vertical	Pass
2	2128.250	56.66	-11.99	74.0	17.34	Peak	147.00	150	Vertical	Pass
2**	2128.250	34.94	-11.99	54.0	19.06	AV	147.00	150	Vertical	Pass
3	2436.250	99.55	-11.30	74.0	-25.55	Peak	352.00	150	Vertical	N/A
3**	2436.250	89.26	-11.30	54.0	-35.26	AV	352.00	150	Vertical	N/A
4	2926.750	48.43	-6.85	74.0	25.57	Peak	142.00	150	Vertical	Pass
4**	2926.750	36.74	-6.85	54.0	17.26	AV	142.00	150	Vertical	Pass
5	6729.500	55.52	2.67	74.0	18.48	Peak	313.00	150	Vertical	Pass
5**	6729.500	44.29	2.67	54.0	9.71	AV	313.00	150	Vertical	Pass
6	14595.000	52.55	1.12	74.0	21.45	Peak	264.00	150	Vertical	Pass
6**	14595.000	42.61	1.12	54.0	11.39	AV	264.00	150	Vertical	Pass

A.7 Band Edge (Restricted-band band-edge)

Note [1]: The lowest and highest channels are tested to verify the band edge emissions. Please refer to the following the plots for emissions values.

Note [2]: The test data all are tested in the vertical and horizontal antenna which the trace is max hold. So these plots have shown the worst case.

Note [3]: According the ANSI C63.10-2013, where limits are specified for both average and peak (or quasi-peak) detector functions, if the peak (or quasi-peak) measured value complies with the average limit, it is unnecessary to perform an average measurement.

Test Data and Plots

Main Antenna

802.11b LOW CHANNEL ANT V

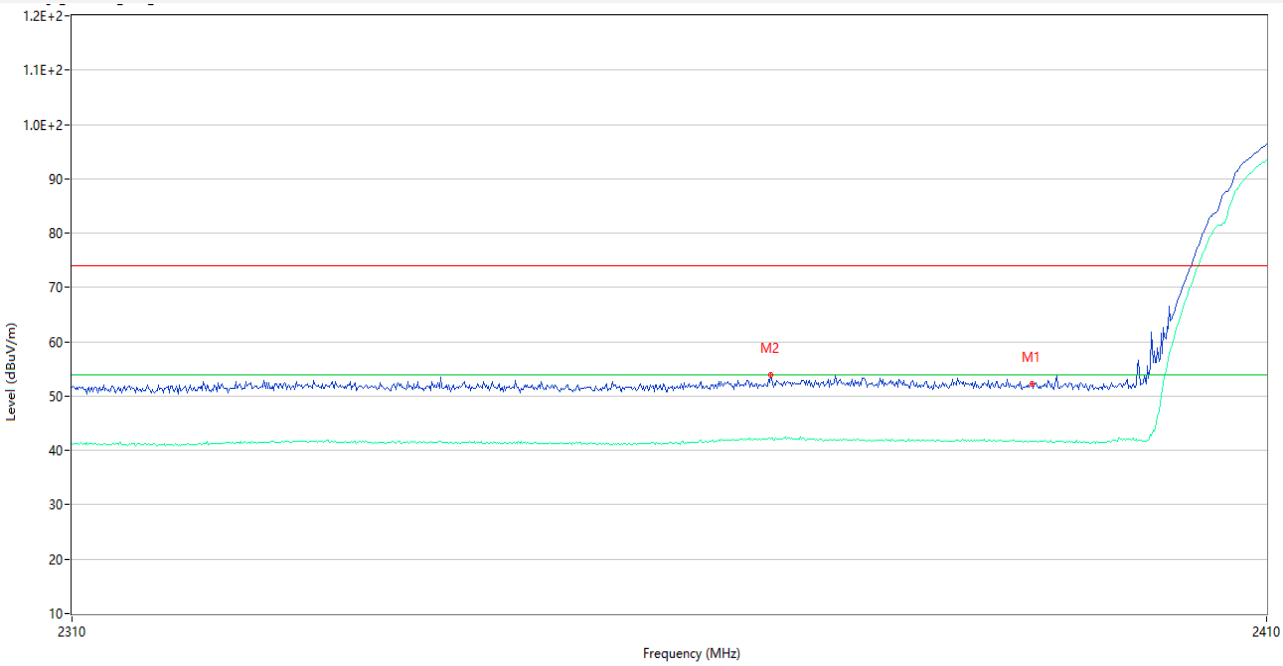

No.	Frequency (MHz)	Results (dBuV/m)	Factor (dB)	Limit (dBuV/m)	Margin (dB)	Detector	Table (Degree)	Height (cm)	Antenna	Verdict
1	2390.000	52.21	-3.73	74.0	21.79	Peak	170.78	150	Vertical	Pass
1**	2390.000	41.63	-3.73	54.0	12.37	AV	170.78	150	Vertical	Pass
2	2368.000	53.92	-3.05	74.0	20.08	Peak	0.00	150	Vertical	Pass
2**	2368.000	42.09	-3.05	54.0	11.91	AV	0.00	150	Vertical	Pass

802.11b LOW CHANNEL ANT H

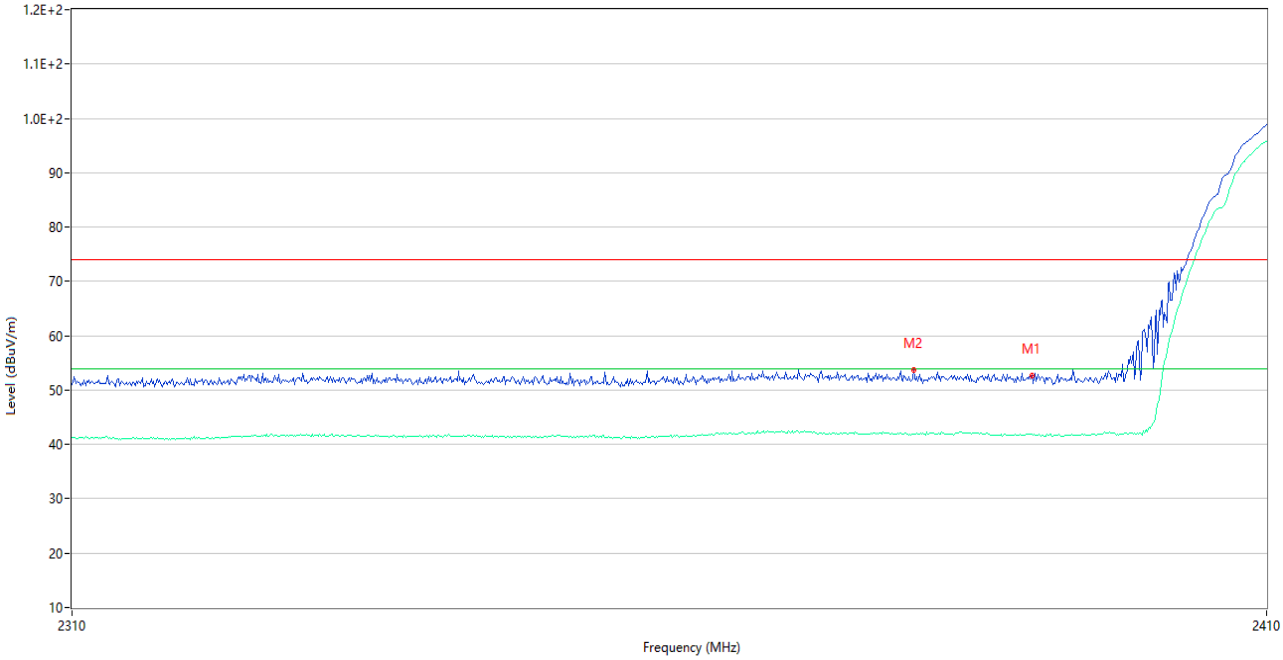

No.	Frequency (MHz)	Results (dBuV/m)	Factor (dB)	Limit (dBuV/m)	Margin (dB)	Detector	Table (Degree)	Height (cm)	Antenna	Verdict
1	2390.000	52.69	-3.73	74.0	21.31	Peak	360.00	150	Horizontal	Pass
1**	2390.000	41.87	-3.73	54.0	12.13	AV	360.00	150	Horizontal	Pass
2	2380.000	53.79	-3.15	74.0	20.21	Peak	360.00	150	Horizontal	Pass
2**	2380.000	41.85	-3.15	54.0	12.15	AV	360.00	150	Horizontal	Pass

802.11b HIGH CHANNEL ANT V

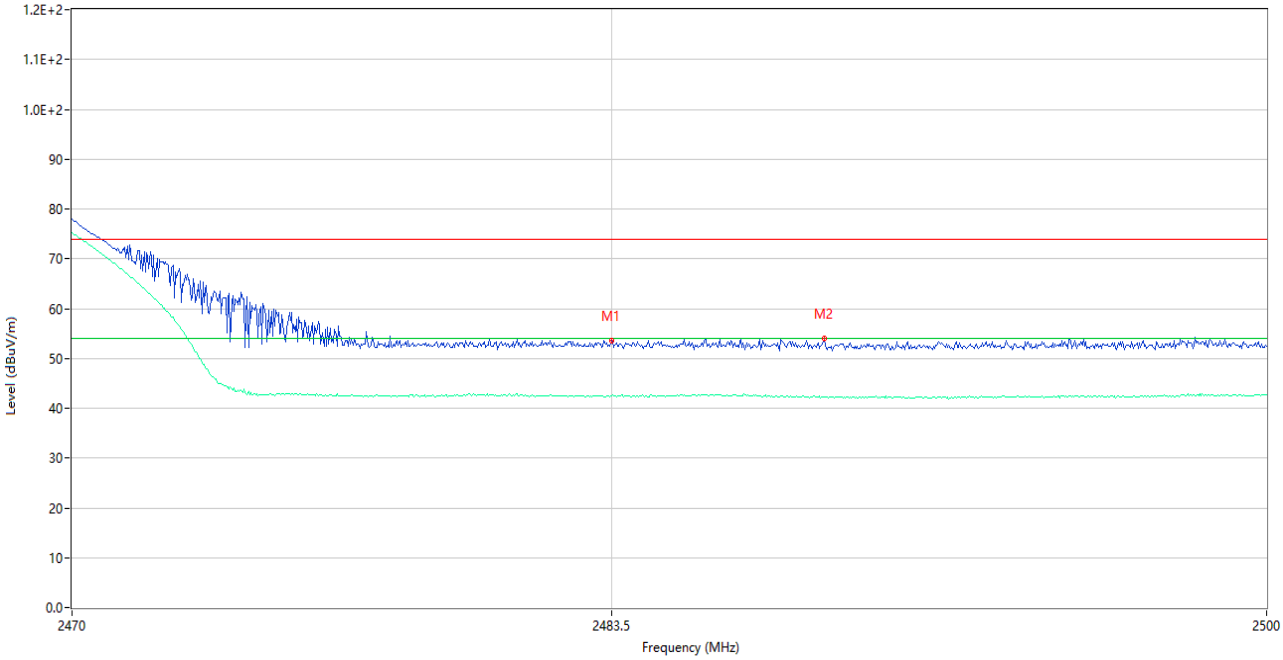

No.	Frequency (MHz)	Results (dBuV/m)	Factor (dB)	Limit (dBuV/m)	Margin (dB)	Detector	Table (Degree)	Height (cm)	Antenna	Verdict
1	2483.500	53.49	-2.60	74.0	20.51	Peak	173.00	150	Vertical	Pass
1**	2483.500	42.46	-2.60	54.0	11.54	AV	173.00	150	Vertical	Pass
2	2488.840	53.99	-2.68	74.0	20.01	Peak	0.00	150	Vertical	Pass
2**	2488.840	42.17	-2.68	54.0	11.83	AV	0.00	150	Vertical	Pass

802.11b HIGH CHANNEL ANT H

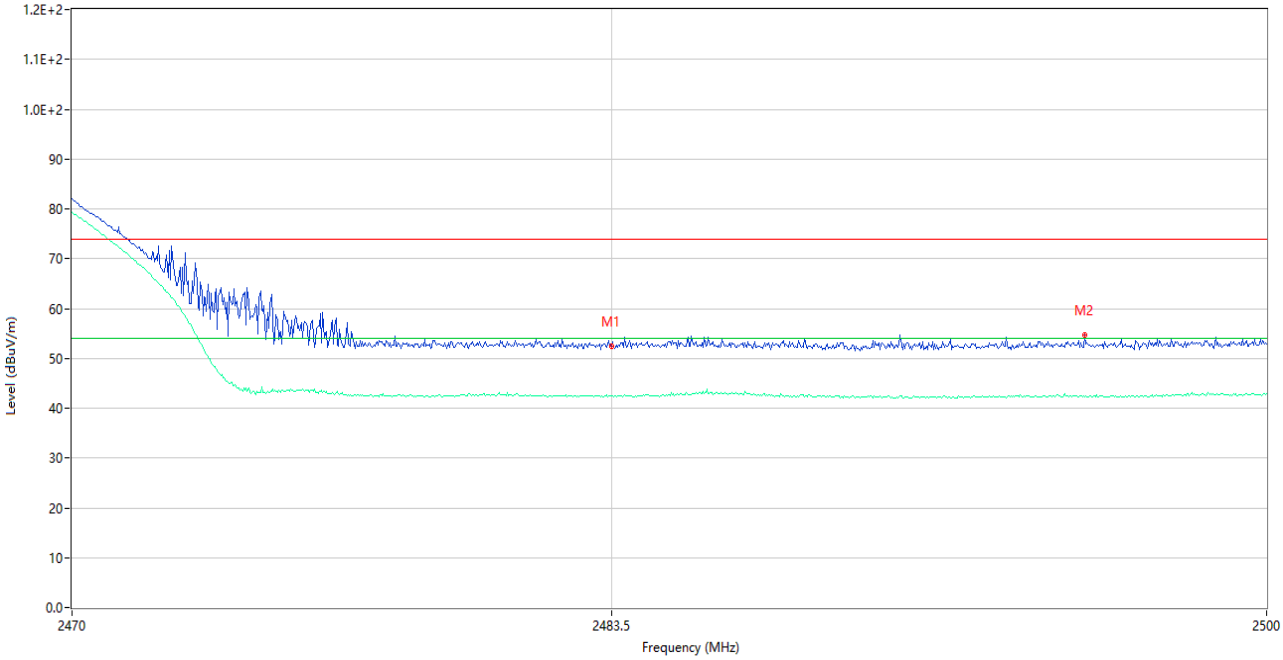

No.	Frequency (MHz)	Results (dBuV/m)	Factor (dB)	Limit (dBuV/m)	Margin (dB)	Detector	Table (Degree)	Height (cm)	Antenna	Verdict
1	2483.500	52.37	-2.60	74.0	21.63	Peak	218.00	150	Horizontal	Pass
1**	2483.500	42.45	-2.60	54.0	11.55	AV	218.00	150	Horizontal	Pass
2	2495.410	54.67	-2.82	74.0	19.33	Peak	94.00	150	Horizontal	Pass
2**	2495.410	42.32	-2.82	54.0	11.68	AV	94.00	150	Horizontal	Pass

802.11g LOW CHANNEL ANT V

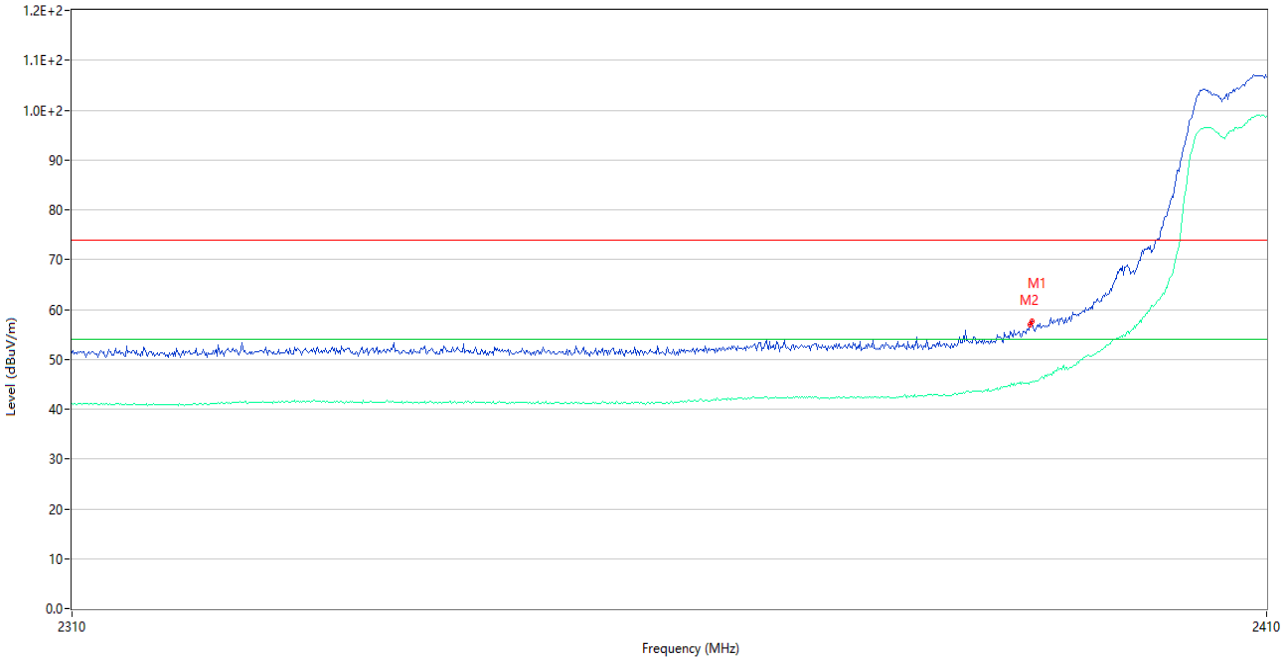

No.	Frequency (MHz)	Results (dBuV/m)	Factor (dB)	Limit (dBuV/m)	Margin (dB)	Detector	Table (Degree)	Height (cm)	Antenna	Verdict
1	2390.000	57.52	-3.73	74.0	16.48	Peak	271.99	150	Vertical	Pass
1**	2390.000	45.41	-3.73	54.0	8.59	AV	271.99	150	Vertical	Pass
2	2389.900	56.89	-3.72	74.0	17.11	Peak	268.00	150	Vertical	Pass
2**	2389.900	45.38	-3.72	54.0	8.62	AV	268.00	150	Vertical	Pass

802.11g LOW CHANNEL ANT H

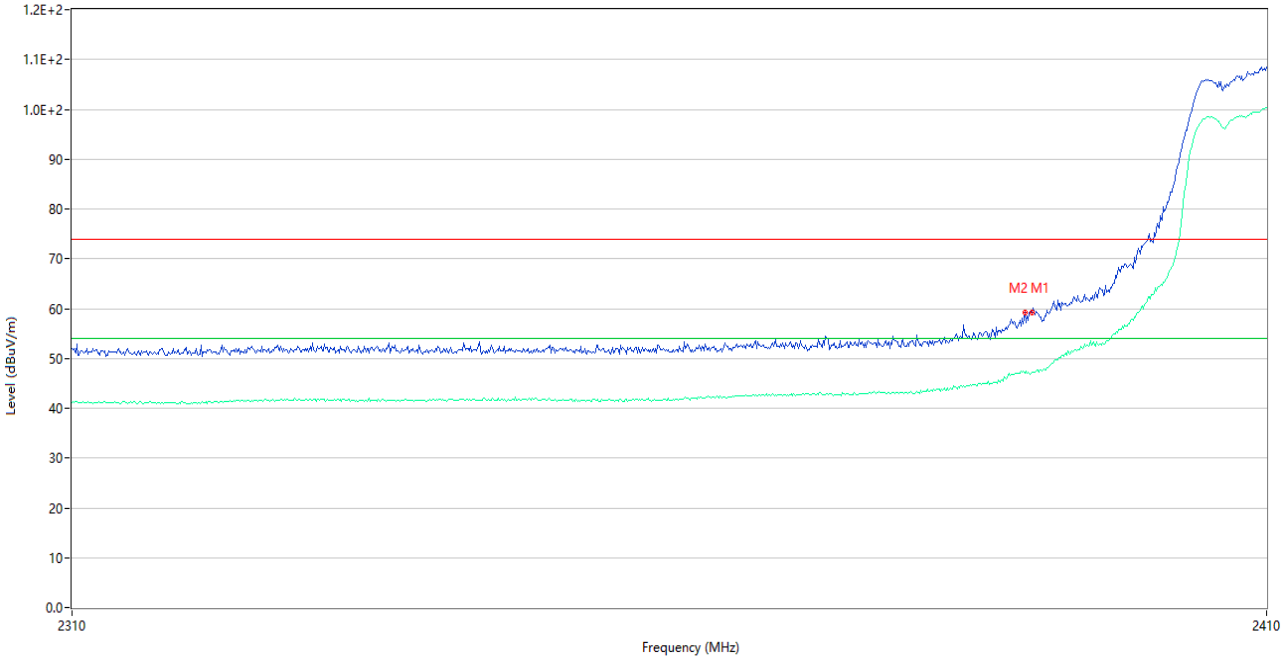

No.	Frequency (MHz)	Results (dBuV/m)	Factor (dB)	Limit (dBuV/m)	Margin (dB)	Detector	Table (Degree)	Height (cm)	Antenna	Verdict
1	2390.000	59.13	-3.73	74.0	14.87	Peak	304.01	150	Horizontal	Pass
1**	2390.000	47.14	-3.73	54.0	6.86	AV	304.01	150	Horizontal	Pass
2	2389.400	59.31	-3.70	74.0	14.69	Peak	284.00	150	Horizontal	Pass
2**	2389.400	47.04	-3.70	54.0	6.96	AV	284.00	150	Horizontal	Pass

802.11g HIGH CHANNEL ANT V

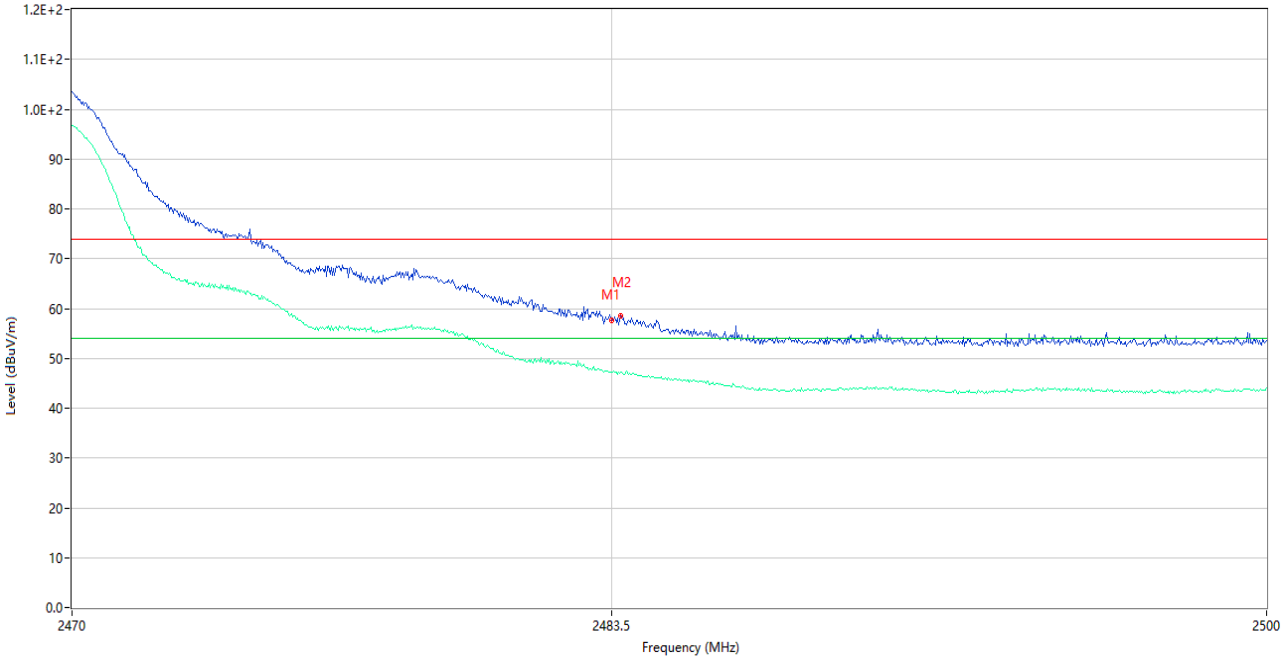

No.	Frequency (MHz)	Results (dBuV/m)	Factor (dB)	Limit (dBuV/m)	Margin (dB)	Detector	Table (Degree)	Height (cm)	Antenna	Verdict
1	2483.500	57.62	-2.60	74.0	16.38	Peak	161.00	150	Vertical	Pass
1**	2483.500	47.25	-2.60	54.0	6.75	AV	161.00	150	Vertical	Pass
2	2483.740	58.58	-2.60	74.0	15.42	Peak	148.00	150	Vertical	Pass
2**	2483.740	47.19	-2.60	54.0	6.81	AV	148.00	150	Vertical	Pass

802.11g HIGH CHANNEL ANT H

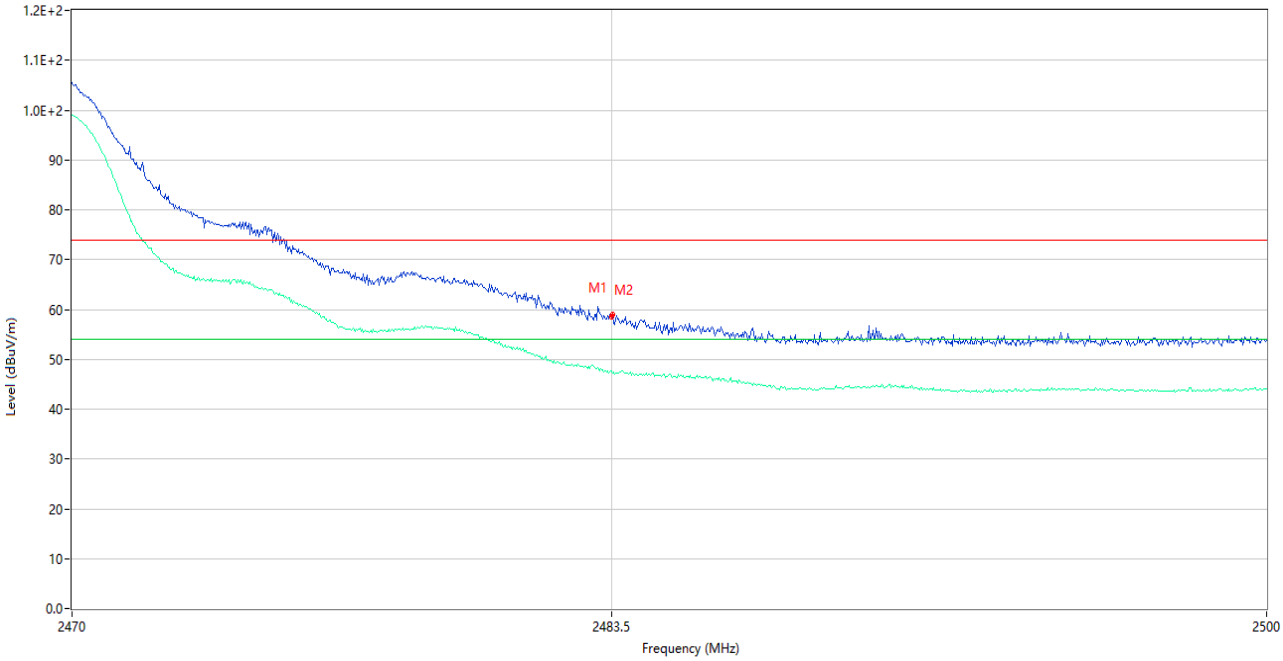

No.	Frequency (MHz)	Results (dBuV/m)	Factor (dB)	Limit (dBuV/m)	Margin (dB)	Detector	Table (Degree)	Height (cm)	Antenna	Verdict
1	2483.500	58.62	-2.60	74.0	15.38	Peak	112.00	150	Horizontal	Pass
1**	2483.500	47.73	-2.60	54.0	6.27	AV	112.00	150	Horizontal	Pass
2	2483.530	59.02	-2.60	74.0	14.98	Peak	114.00	150	Horizontal	Pass
2**	2483.530	47.30	-2.60	54.0	6.70	AV	114.00	150	Horizontal	Pass

802.11n20 LOW CHANNEL ANT V

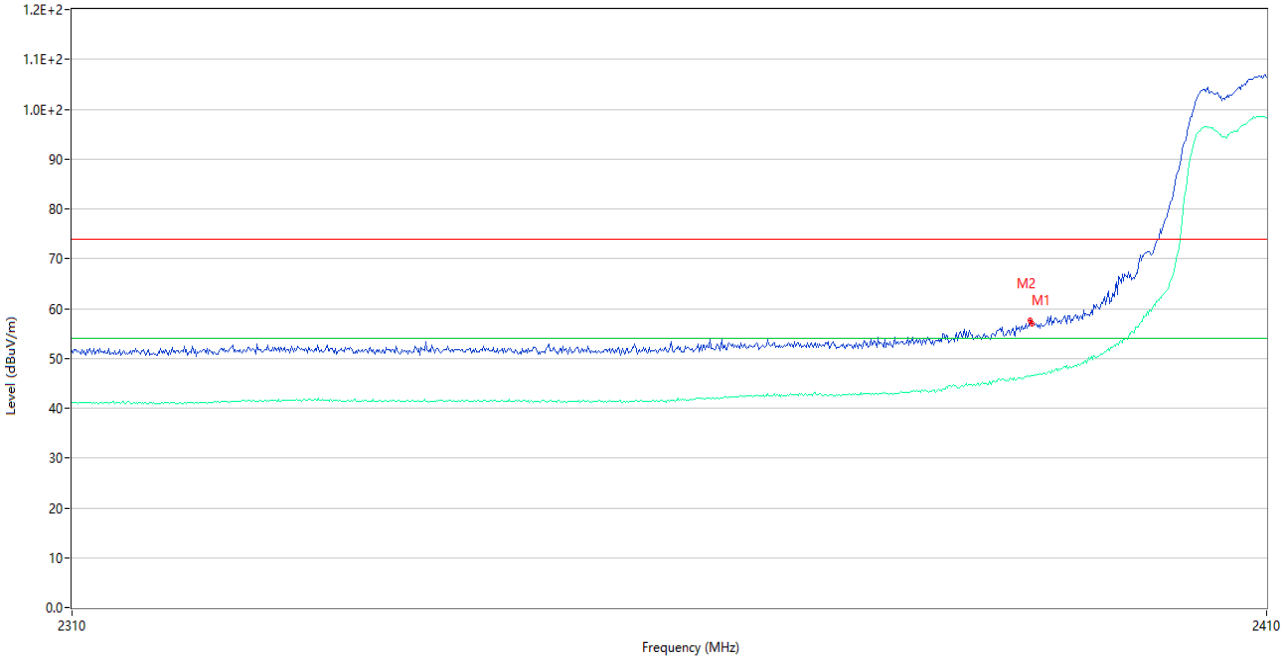

No.	Frequency (MHz)	Results (dBuV/m)	Factor (dB)	Limit (dBuV/m)	Margin (dB)	Detector	Table (Degree)	Height (cm)	Antenna	Verdict
1	2390.000	56.98	-3.73	74.0	17.02	Peak	283.92	150	Vertical	Pass
1**	2390.000	46.45	-3.73	54.0	7.55	AV	283.92	150	Vertical	Pass
2	2389.900	57.55	-3.72	74.0	16.45	Peak	222.00	150	Vertical	Pass
2**	2389.900	46.33	-3.72	54.0	7.67	AV	222.00	150	Vertical	Pass

802.11n20 LOW CHANNEL ANT H

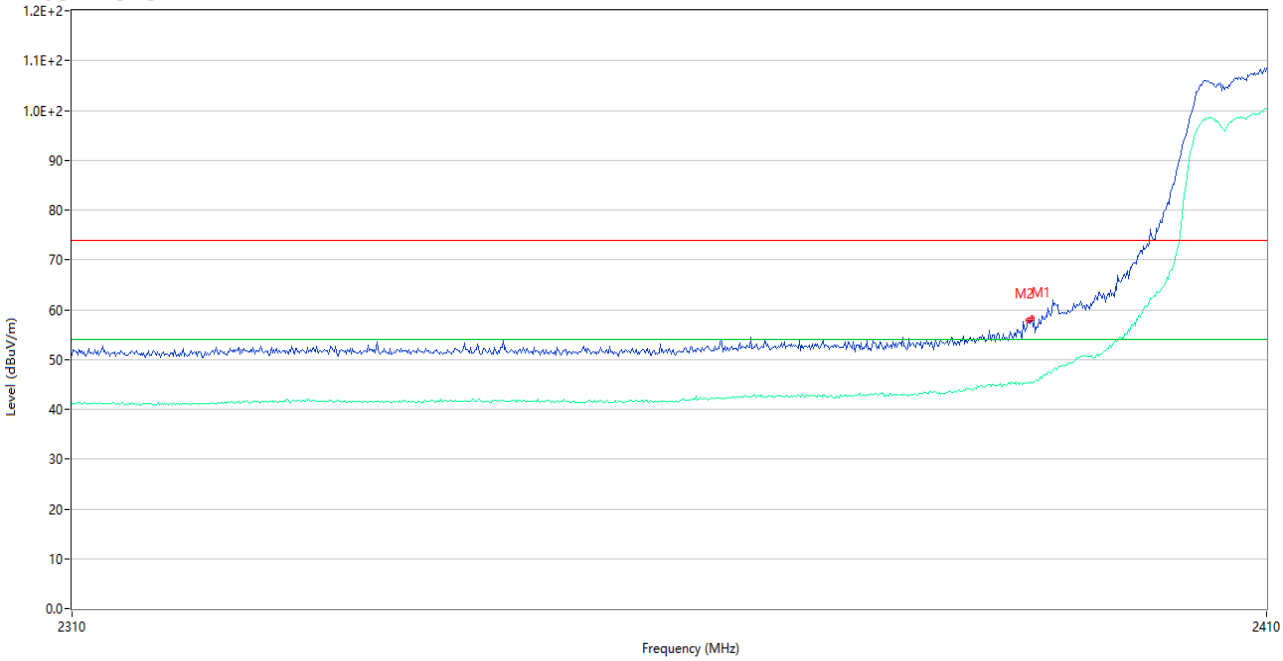

No.	Frequency (MHz)	Results (dBuV/m)	Factor (dB)	Limit (dBuV/m)	Margin (dB)	Detector	Table (Degree)	Height (cm)	Antenna	Verdict
1	2390.000	58.31	-3.73	74.0	15.69	Peak	313.74	150	Horizontal	Pass
1**	2390.000	45.16	-3.73	54.0	8.84	AV	313.74	150	Horizontal	Pass
2	2389.700	57.89	-3.71	74.0	16.11	Peak	313.00	150	Horizontal	Pass
2**	2389.700	45.41	-3.71	54.0	8.59	AV	313.00	150	Horizontal	Pass

802.11n20 HIGH CHANNEL ANT V

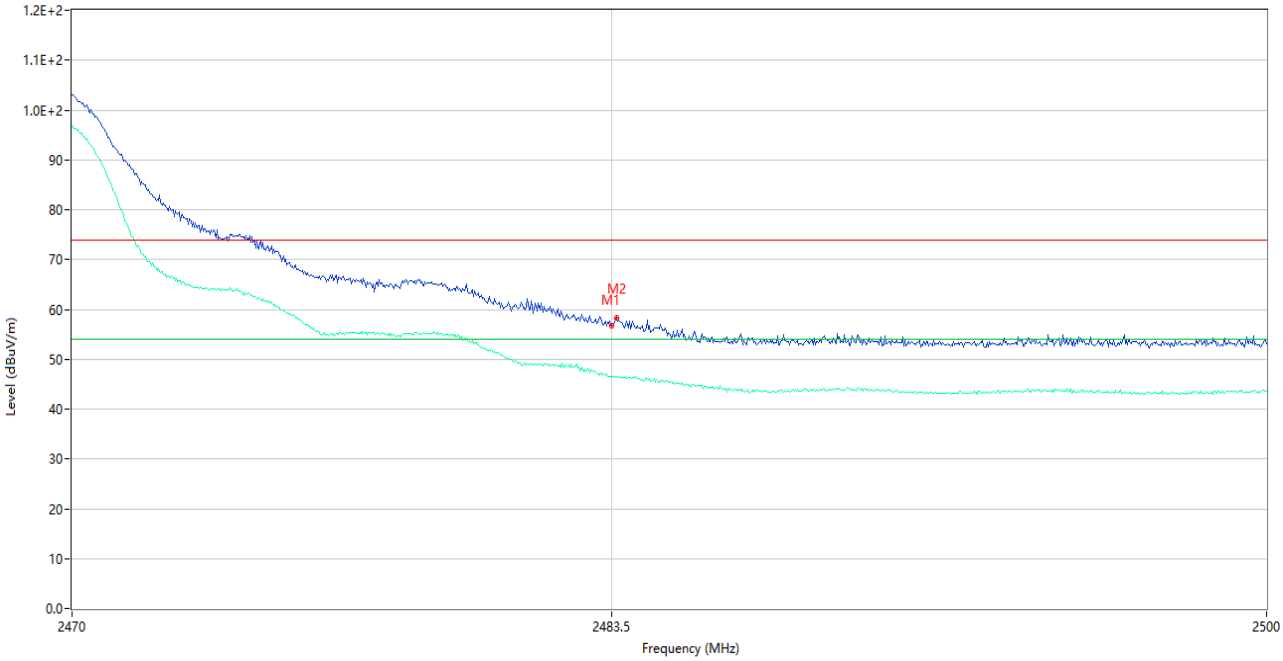

No.	Frequency (MHz)	Results (dBuV/m)	Factor (dB)	Limit (dBuV/m)	Margin (dB)	Detector	Table (Degree)	Height (cm)	Antenna	Verdict
1	2483.500	56.73	-2.60	74.0	17.27	Peak	269.00	150	Vertical	Pass
1**	2483.500	46.54	-2.60	54.0	7.46	AV	269.00	150	Vertical	Pass
2	2483.620	58.39	-2.60	74.0	15.61	Peak	147.00	150	Vertical	Pass
2**	2483.620	46.45	-2.60	54.0	7.55	AV	147.00	150	Vertical	Pass

802.11n20 HIGH CHANNEL ANTH

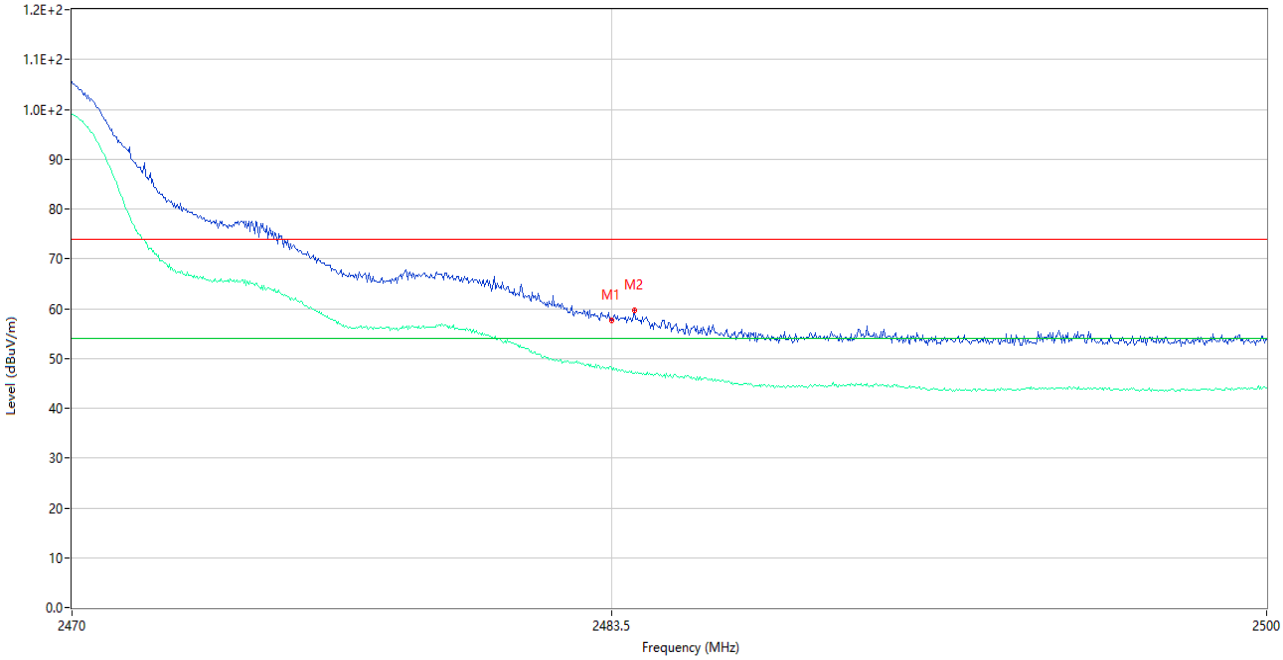

No.	Frequency (MHz)	Results (dBuV/m)	Factor (dB)	Limit (dBuV/m)	Margin (dB)	Detector	Table (Degree)	Height (cm)	Antenna	Verdict
1	2483.500	57.58	-2.60	74.0	16.42	Peak	99.00	150	Horizontal	Pass
1**	2483.500	48.04	-2.60	54.0	5.96	AV	99.00	150	Horizontal	Pass
2	2484.070	59.66	-2.61	74.0	14.34	Peak	65.00	150	Horizontal	Pass
2**	2484.070	46.91	-2.61	54.0	7.09	AV	65.00	150	Horizontal	Pass

802.11n40 LOW CHANNEL ANT V

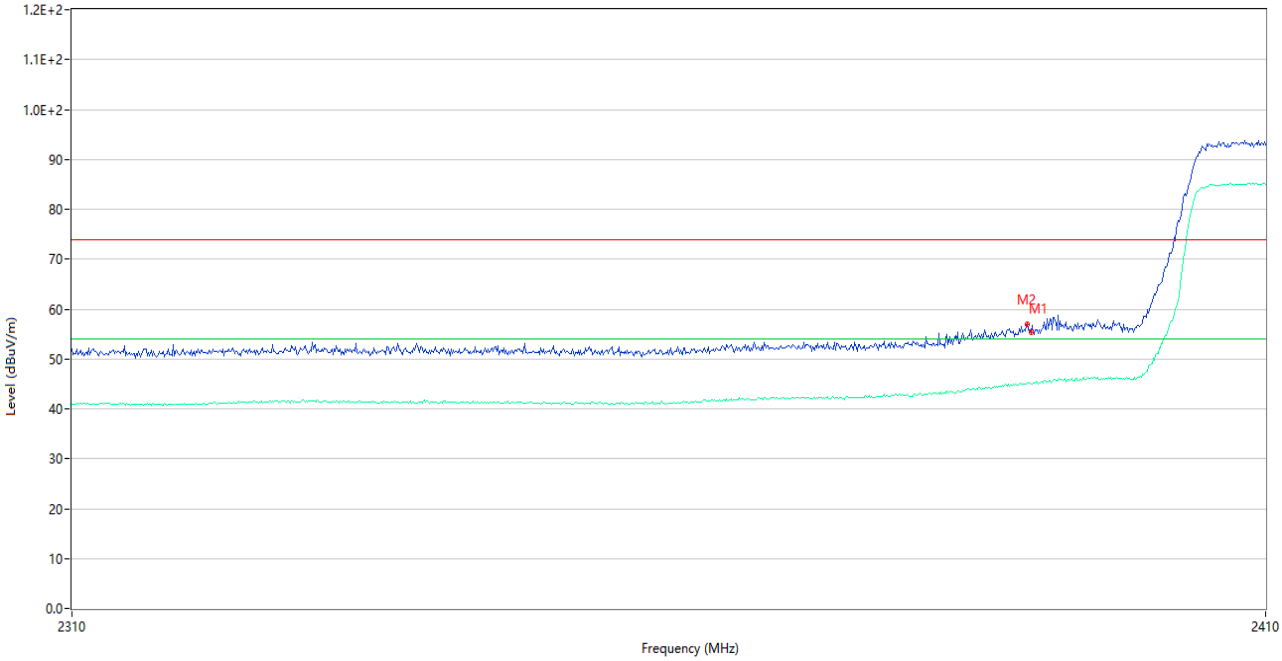

No.	Frequency (MHz)	Results (dBuV/m)	Factor (dB)	Limit (dBuV/m)	Margin (dB)	Detector	Table (Degree)	Height (cm)	Antenna	Verdict
1	2390.000	55.31	-3.73	74.0	18.69	Peak	179.99	150	Vertical	Pass
1**	2390.000	44.96	-3.73	54.0	9.04	AV	179.99	150	Vertical	Pass
2	2389.700	56.89	-3.71	74.0	17.11	Peak	247.00	150	Vertical	Pass
2**	2389.700	45.12	-3.71	54.0	8.88	AV	247.00	150	Vertical	Pass

802.11n40 LOW CHANNEL ANT H

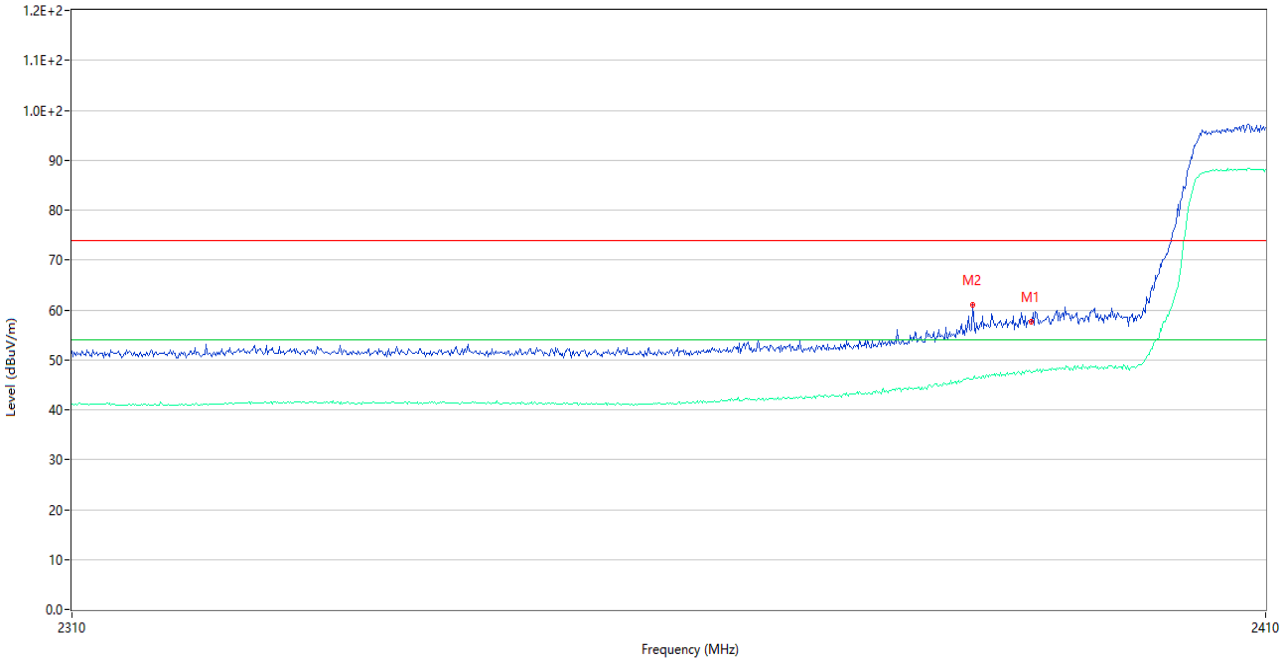

No.	Frequency (MHz)	Results (dBuV/m)	Factor (dB)	Limit (dBuV/m)	Margin (dB)	Detector	Table (Degree)	Height (cm)	Antenna	Verdict
1	2390.000	57.71	-3.73	74.0	16.29	Peak	42.25	150	Horizontal	Pass
1**	2390.000	47.46	-3.73	54.0	6.54	AV	42.25	150	Horizontal	Pass
2	2385.100	61.05	-3.44	74.0	12.95	Peak	42.00	150	Horizontal	Pass
2**	2385.100	46.00	-3.44	54.0	8.00	AV	42.00	150	Horizontal	Pass

802.11n40 HIGH CHANNEL ANT V

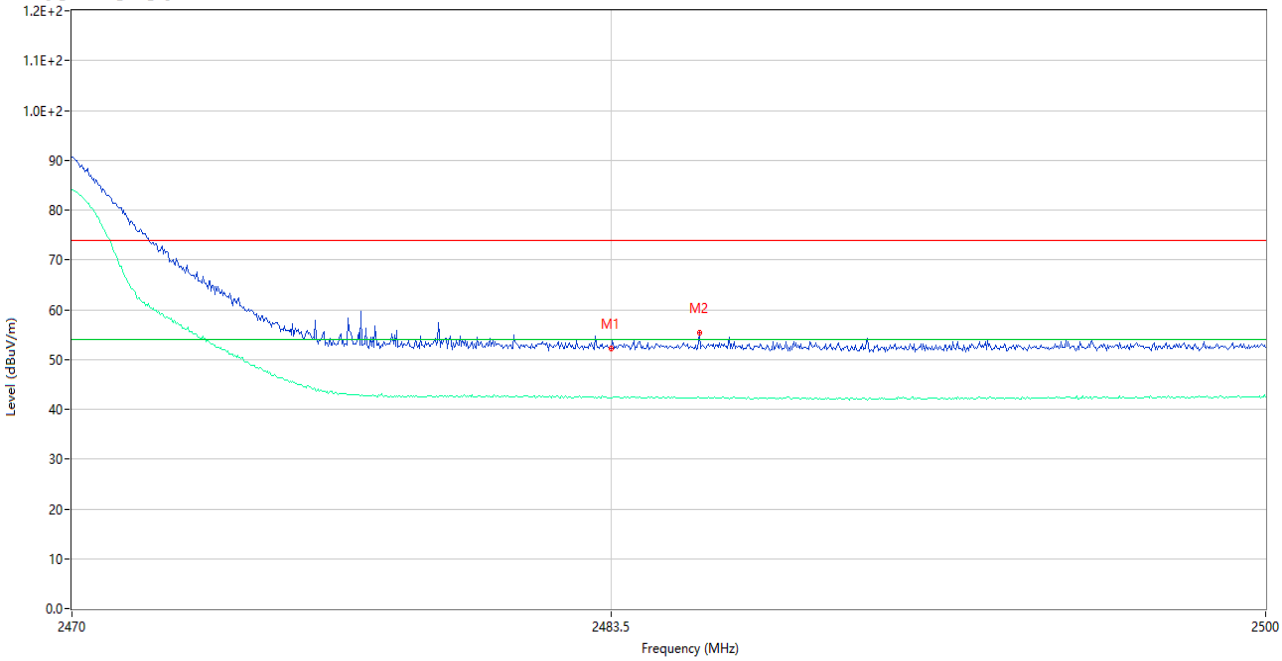

No.	Frequency (MHz)	Results (dBuV/m)	Factor (dB)	Limit (dBuV/m)	Margin (dB)	Detector	Table (Degree)	Height (cm)	Antenna	Verdict
1	2483.500	52.30	-2.60	74.0	21.70	Peak	0.00	150	Vertical	Pass
1**	2483.500	42.30	-2.60	54.0	11.70	AV	0.00	150	Vertical	Pass
2	2485.720	55.26	-2.63	74.0	18.74	Peak	21.00	150	Vertical	Pass
2**	2485.720	42.18	-2.63	54.0	11.82	AV	21.00	150	Vertical	Pass

802.11n40 HIGH CHANNEL ANT H

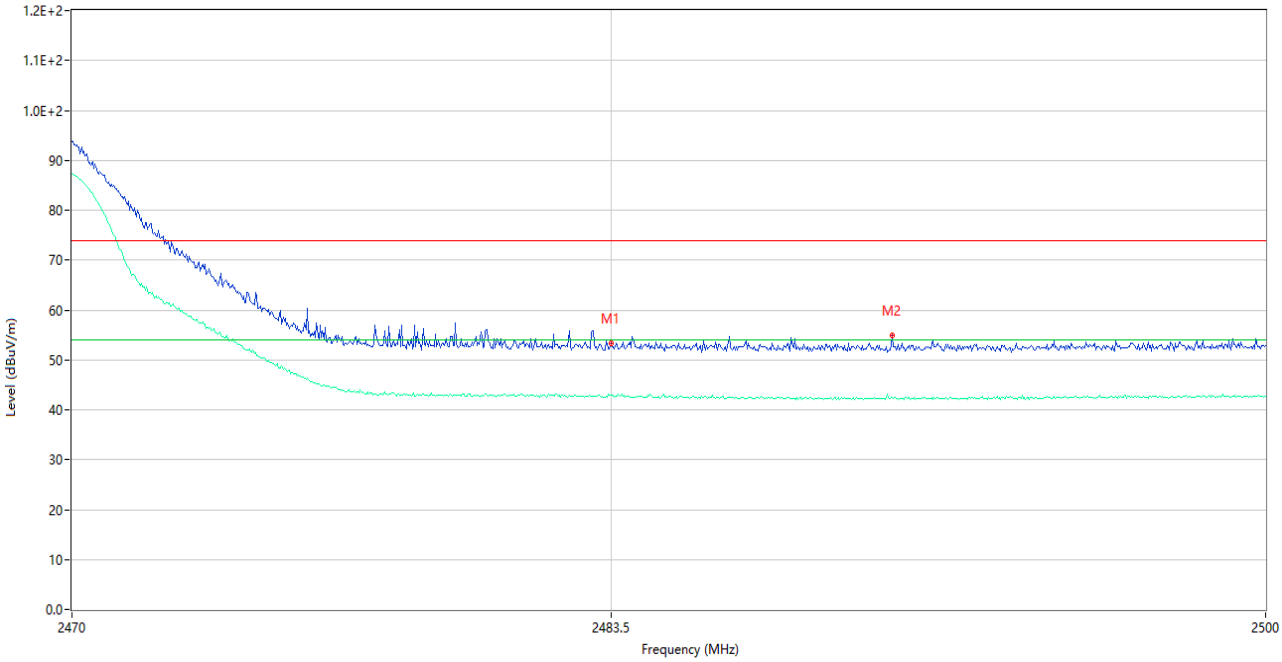

No.	Frequency (MHz)	Results (dBuV/m)	Factor (dB)	Limit (dBuV/m)	Margin (dB)	Detector	Table (Degree)	Height (cm)	Antenna	Verdict
1	2483.500	53.38	-2.60	74.0	20.62	Peak	129.00	150	Horizontal	Pass
1**	2483.500	42.85	-2.60	54.0	11.15	AV	129.00	150	Horizontal	Pass
2	2490.580	54.87	-2.71	74.0	19.13	Peak	45.00	150	Horizontal	Pass
2**	2490.580	42.54	-2.71	54.0	11.46	AV	45.00	150	Horizontal	Pass

VHT-20 LOW CHANNEL ANT V

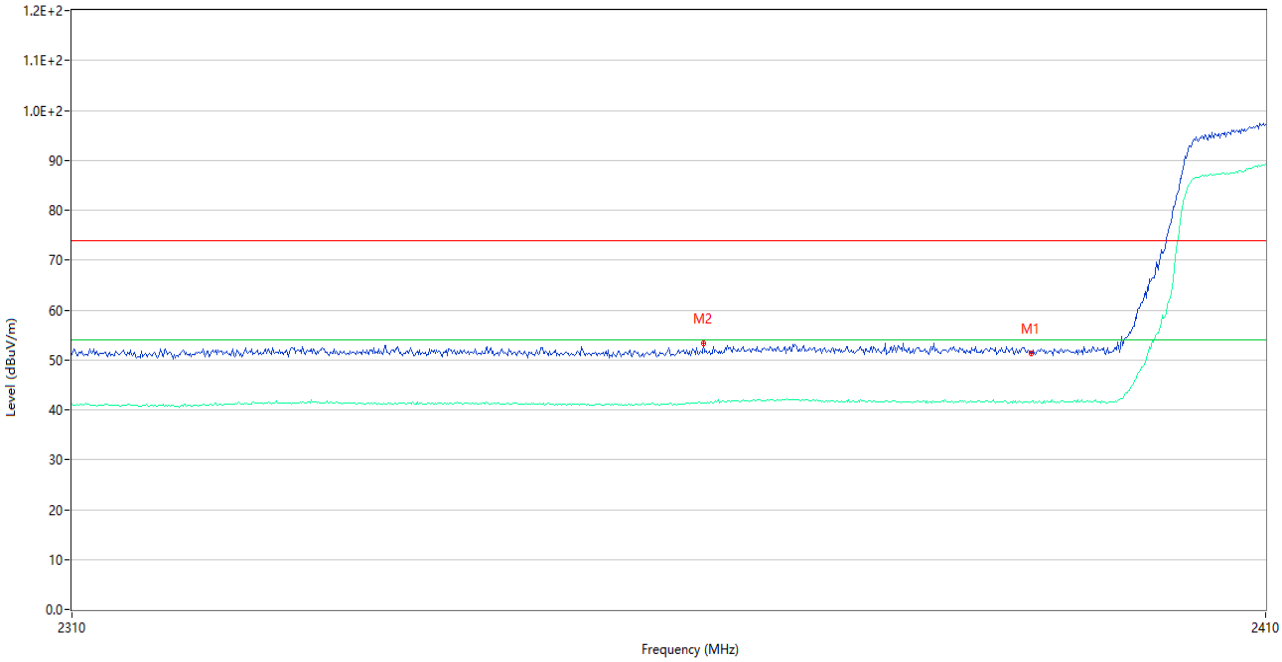

No.	Frequency (MHz)	Results (dBuV/m)	Factor (dB)	Limit (dBuV/m)	Margin (dB)	Detector	Table (Degree)	Height (cm)	Antenna	Verdict
1	2390.000	51.30	-3.73	74.0	22.70	Peak	215.07	150	Vertical	Pass
1**	2390.000	41.58	-3.73	54.0	12.42	AV	215.07	150	Vertical	Pass
2	2362.400	53.35	-3.62	74.0	20.65	Peak	120.00	150	Vertical	Pass
2**	2362.400	41.43	-3.62	54.0	12.57	AV	120.00	150	Vertical	Pass

VHT-20 LOW CHANNEL ANT H

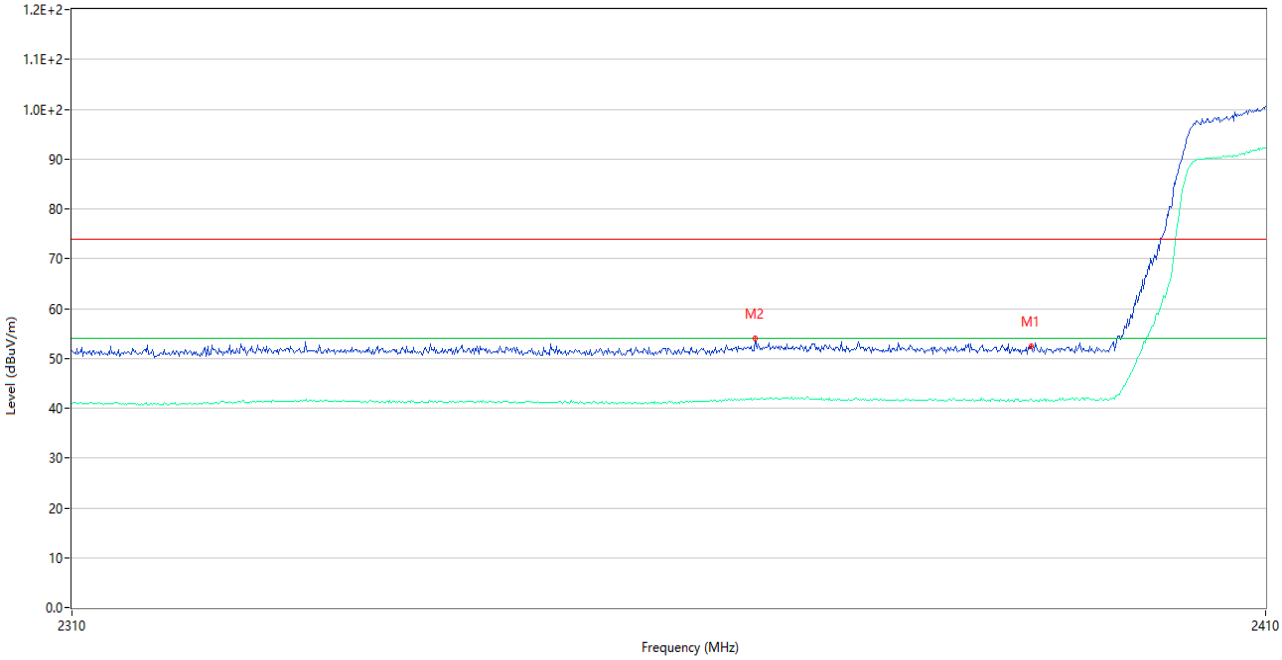

No.	Frequency (MHz)	Results (dBuV/m)	Factor (dB)	Limit (dBuV/m)	Margin (dB)	Detector	Table (Degree)	Height (cm)	Antenna	Verdict
1	2390.000	52.40	-3.73	74.0	21.60	Peak	187.95	150	Horizontal	Pass
1**	2390.000	41.78	-3.73	54.0	12.22	AV	187.95	150	Horizontal	Pass
2	2366.700	53.97	-3.19	74.0	20.03	Peak	266.00	150	Horizontal	Pass
2**	2366.700	41.94	-3.19	54.0	12.06	AV	266.00	150	Horizontal	Pass

VHT-20 HIGH CHANNEL ANT V

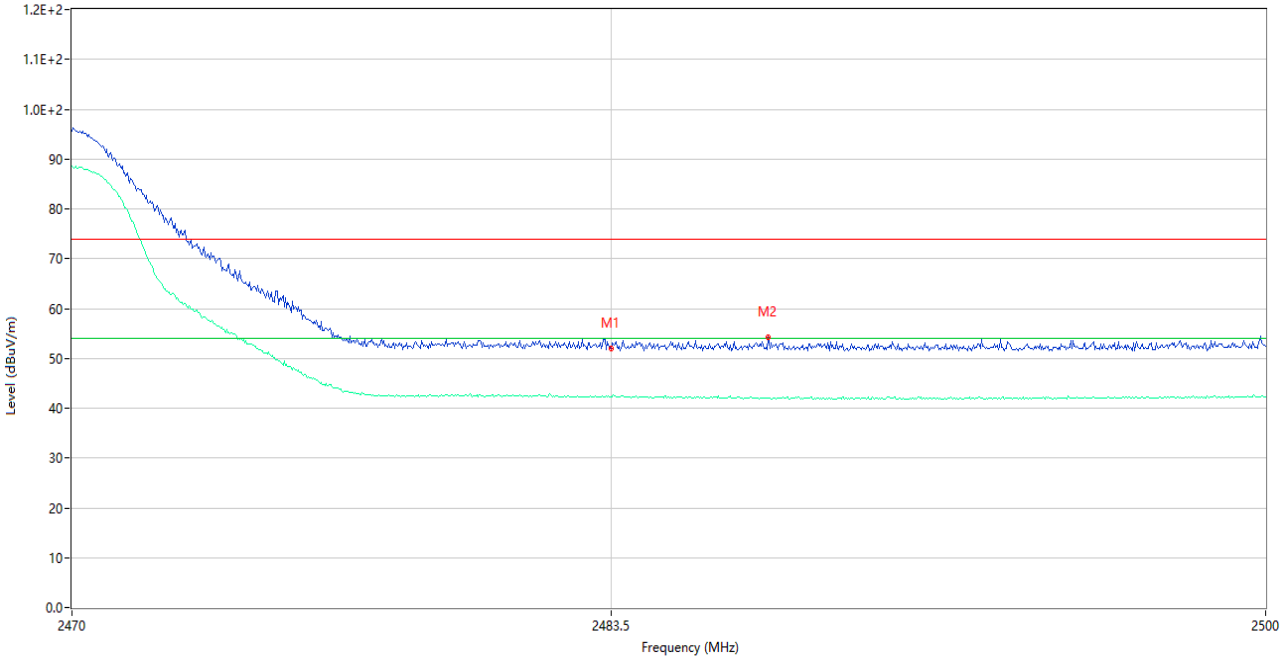

No.	Frequency (MHz)	Results (dBuV/m)	Factor (dB)	Limit (dBuV/m)	Margin (dB)	Detector	Table (Degree)	Height (cm)	Antenna	Verdict
1	2483.500	51.98	-2.60	74.0	22.02	Peak	246.00	150	Vertical	Pass
1**	2483.500	42.24	-2.60	54.0	11.76	AV	246.00	150	Vertical	Pass
2	2487.460	54.26	-2.65	74.0	19.74	Peak	20.00	150	Vertical	Pass
2**	2487.460	42.11	-2.65	54.0	11.89	AV	20.00	150	Vertical	Pass

VHT-20 HIGH CHANNEL ANTH

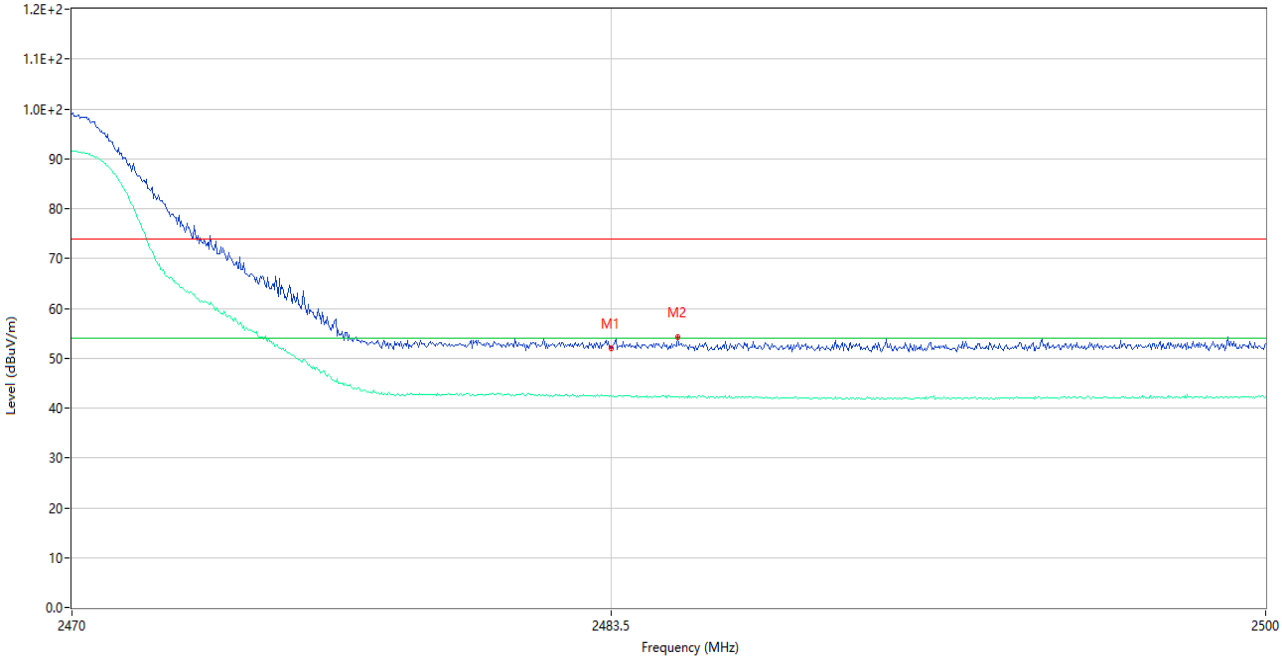

No.	Frequency (MHz)	Results (dBuV/m)	Factor (dB)	Limit (dBuV/m)	Margin (dB)	Detector	Table (Degree)	Height (cm)	Antenna	Verdict
1	2483.500	52.03	-2.60	74.0	21.97	Peak	144.00	150	Horizontal	Pass
1**	2483.500	42.34	-2.60	54.0	11.66	AV	144.00	150	Horizontal	Pass
2	2485.180	54.25	-2.62	74.0	19.75	Peak	228.00	150	Horizontal	Pass
2**	2485.180	42.29	-2.62	54.0	11.71	AV	228.00	150	Horizontal	Pass

VHT-40 LOW CHANNEL ANT V

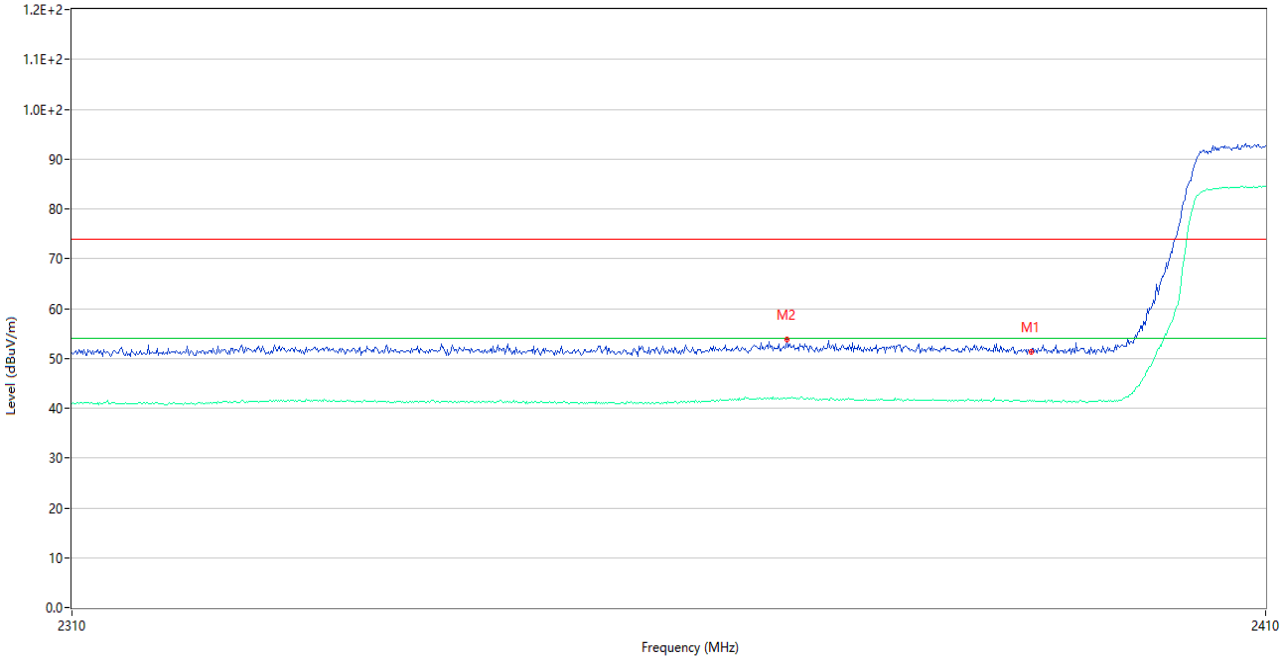

No.	Frequency (MHz)	Results (dBuV/m)	Factor (dB)	Limit (dBuV/m)	Margin (dB)	Detector	Table (Degree)	Height (cm)	Antenna	Verdict
1	2390.000	51.31	-3.73	74.0	22.69	Peak	0.11	150	Vertical	Pass
1**	2390.000	41.33	-3.73	54.0	12.67	AV	0.11	150	Vertical	Pass
2	2369.400	53.69	-2.89	74.0	20.31	Peak	343.00	150	Vertical	Pass
2**	2369.400	42.11	-2.89	54.0	11.89	AV	343.00	150	Vertical	Pass

VHT-40 LOW CHANNEL ANT H

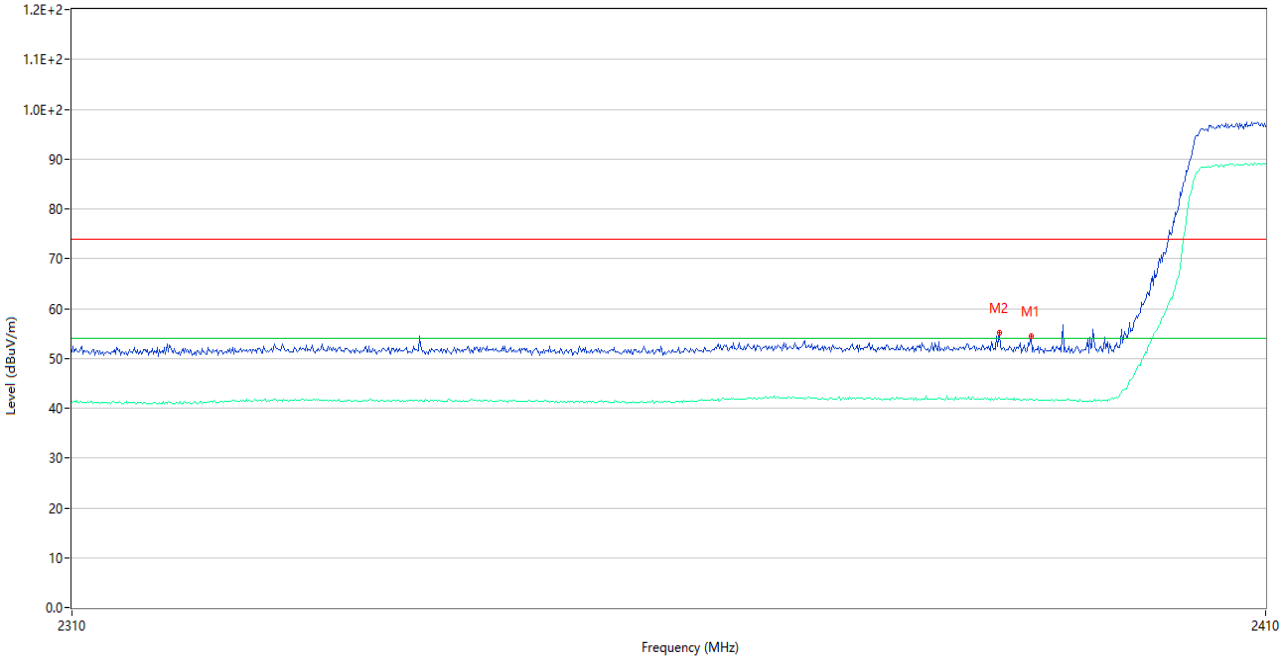

No.	Frequency (MHz)	Results (dBuV/m)	Factor (dB)	Limit (dBuV/m)	Margin (dB)	Detector	Table (Degree)	Height (cm)	Antenna	Verdict
1	2390.000	54.39	-3.73	74.0	19.61	Peak	359.82	150	Horizontal	Pass
1**	2390.000	41.80	-3.73	54.0	12.20	AV	359.82	150	Horizontal	Pass
2	2387.300	55.17	-3.58	74.0	18.83	Peak	291.00	150	Horizontal	Pass
2**	2387.300	41.99	-3.58	54.0	12.01	AV	291.00	150	Horizontal	Pass

VHT-40 HIGH CHANNEL ANT V

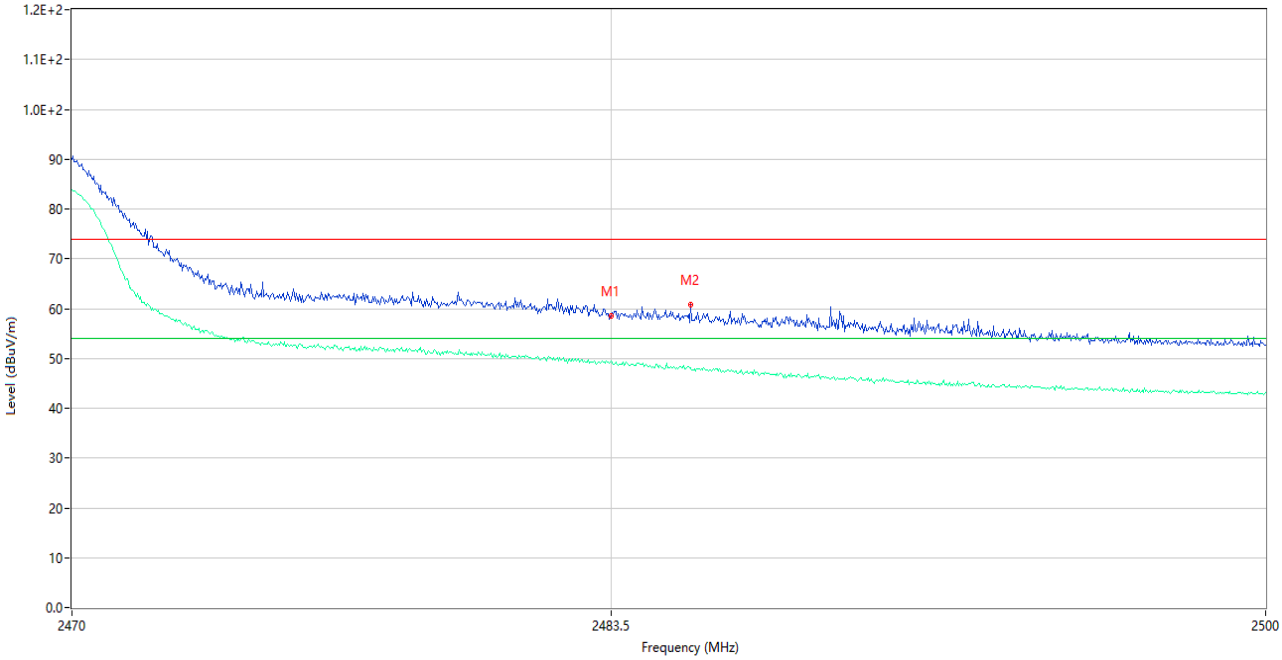

No.	Frequency (MHz)	Results (dBuV/m)	Factor (dB)	Limit (dBuV/m)	Margin (dB)	Detector	Table (Degree)	Height (cm)	Antenna	Verdict
1	2483.500	58.62	-2.60	74.0	15.38	Peak	297.00	150	Vertical	Pass
1**	2483.500	49.43	-2.60	54.0	4.57	AV	297.00	150	Vertical	Pass
2	2485.510	60.76	-2.62	74.0	13.24	Peak	295.00	150	Vertical	Pass
2**	2485.510	48.05	-2.62	54.0	5.95	AV	295.00	150	Vertical	Pass

VHT-40 HIGH CHANNEL ANT H

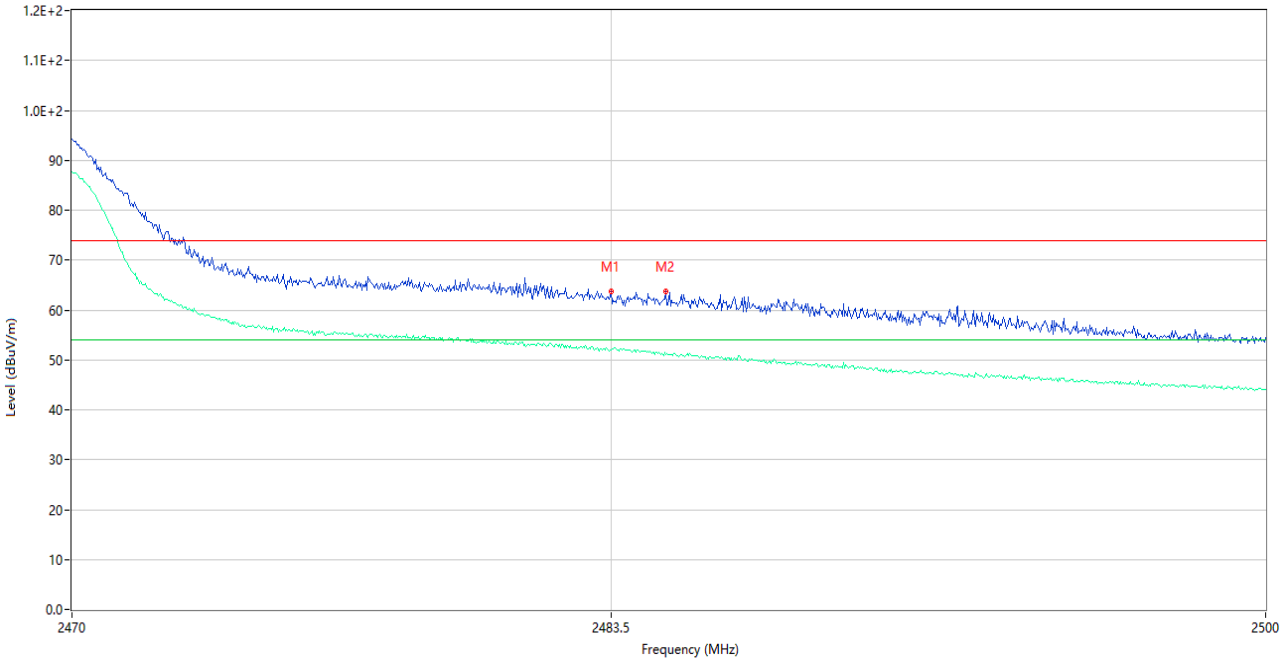

No.	Frequency (MHz)	Results (dBuV/m)	Factor (dB)	Limit (dBuV/m)	Margin (dB)	Detector	Table (Degree)	Height (cm)	Antenna	Verdict
1	2483.500	63.75	-2.60	74.0	10.25	Peak	134.00	150	Horizontal	Pass
1**	2483.500	52.06	-2.60	54.0	1.94	AV	134.00	150	Horizontal	Pass
2	2484.880	63.66	-2.62	74.0	10.34	Peak	289.00	150	Horizontal	Pass
2**	2484.880	51.17	-2.62	54.0	2.83	AV	289.00	150	Horizontal	Pass

802.11ax20(SU) LOW CHANNEL ANT V

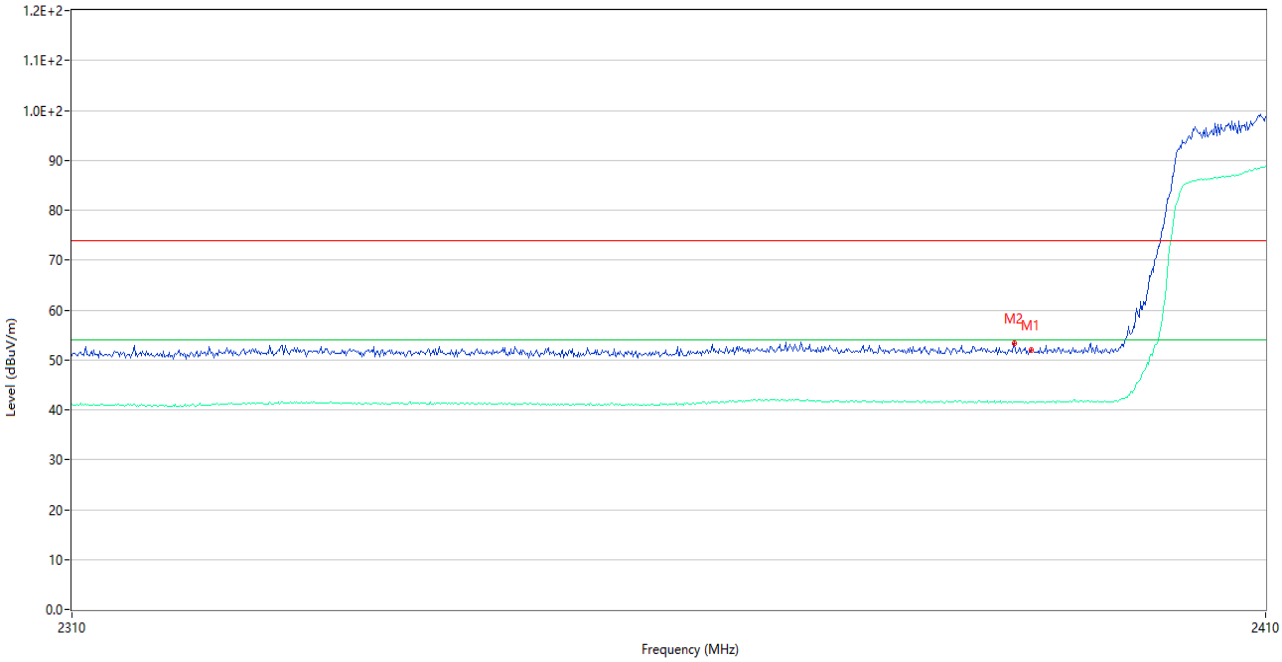

No.	Frequency (MHz)	Results (dBuV/m)	Factor (dB)	Limit (dBuV/m)	Margin (dB)	Detector	Table (Degree)	Height (cm)	Antenna	Verdict
1	2390.000	52.01	-3.73	74.0	21.99	Peak	359.97	150	Vertical	Pass
1**	2390.000	41.60	-3.73	54.0	12.40	AV	359.97	150	Vertical	Pass
2	2388.600	53.26	-3.65	74.0	20.74	Peak	51.00	150	Vertical	Pass
2**	2388.600	41.56	-3.65	54.0	12.44	AV	51.00	150	Vertical	Pass

802.11ax20(SU) LOW CHANNEL ANT H

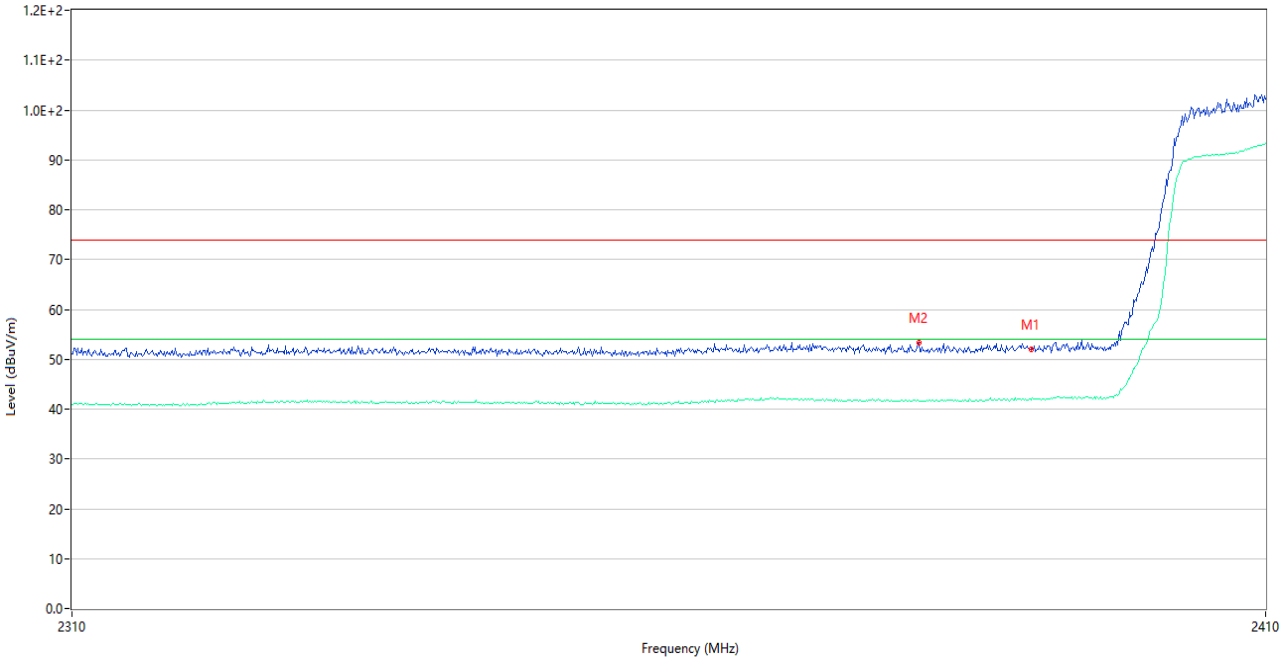

No.	Frequency (MHz)	Results (dBuV/m)	Factor (dB)	Limit (dBuV/m)	Margin (dB)	Detector	Table (Degree)	Height (cm)	Antenna	Verdict
1	2390.000	51.89	-3.73	74.0	22.11	Peak	0.02	150	Horizontal	Pass
1**	2390.000	41.85	-3.73	54.0	12.15	AV	0.02	150	Horizontal	Pass
2	2380.500	53.36	-3.18	74.0	20.64	Peak	100.00	150	Horizontal	Pass
2**	2380.500	41.61	-3.18	54.0	12.39	AV	100.00	150	Horizontal	Pass

802.11 ax20(SU) HIGH CHANNEL ANT V

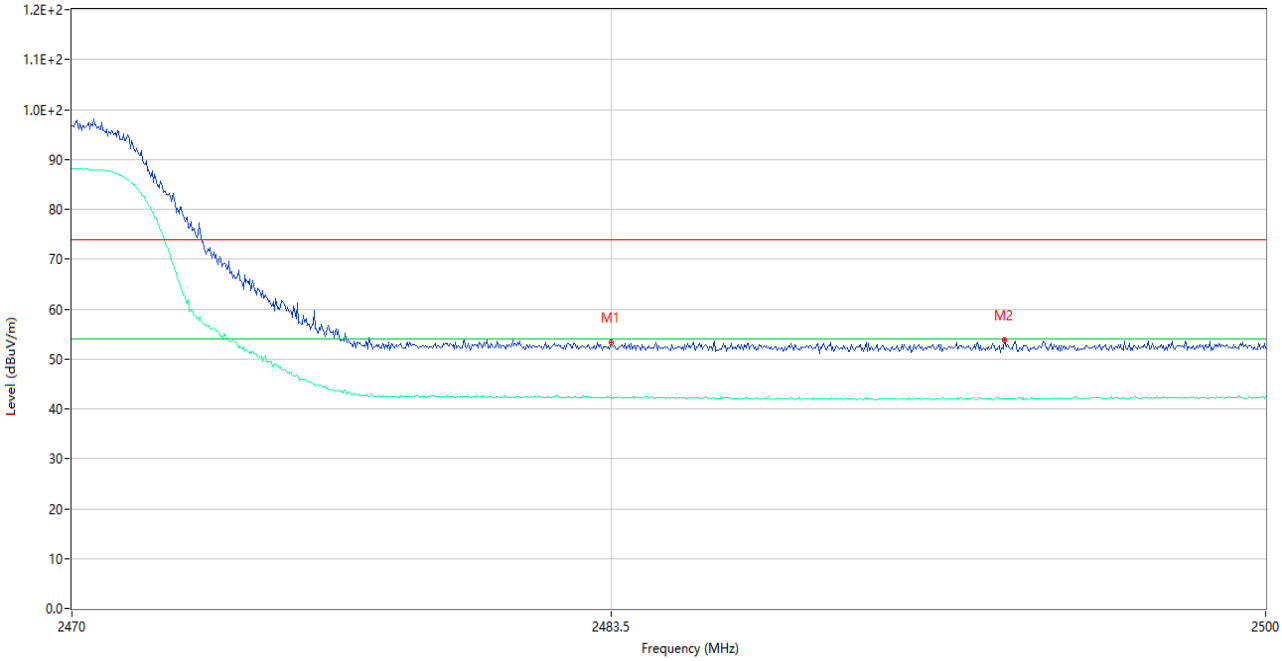

No.	Frequency (MHz)	Results (dBuV/m)	Factor (dB)	Limit (dBuV/m)	Margin (dB)	Detector	Table (Degree)	Height (cm)	Antenna	Verdict
1	2483.500	53.37	-2.60	74.0	20.63	Peak	74.00	150	Vertical	Pass
1**	2483.500	42.11	-2.60	54.0	11.89	AV	74.00	150	Vertical	Pass
2	2493.400	53.69	-2.77	74.0	20.31	Peak	297.00	150	Vertical	Pass
2**	2493.400	42.05	-2.77	54.0	11.95	AV	297.00	150	Vertical	Pass

802.11 ax20(SU) HIGH CHANNEL ANT H

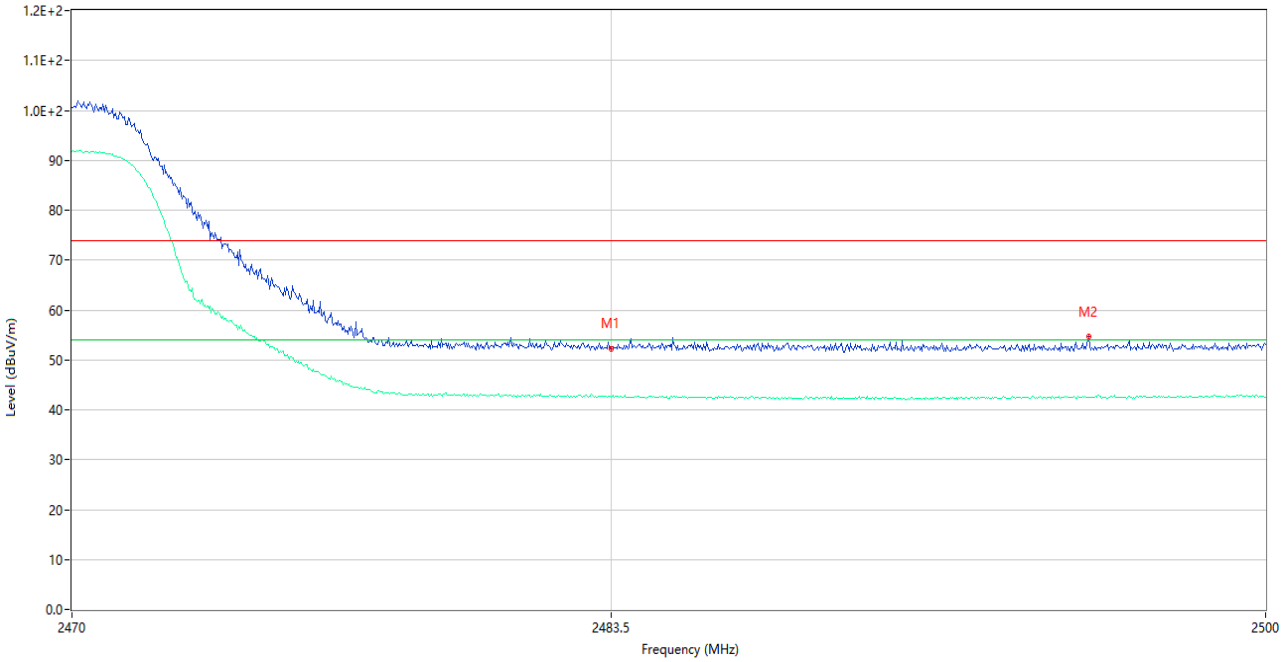

No.	Frequency (MHz)	Results (dBuV/m)	Factor (dB)	Limit (dBuV/m)	Margin (dB)	Detector	Table (Degree)	Height (cm)	Antenna	Verdict
1	2483.500	52.20	-2.60	74.0	21.80	Peak	360.00	150	Horizontal	Pass
1**	2483.500	42.57	-2.60	54.0	11.43	AV	360.00	150	Horizontal	Pass
2	2495.530	54.62	-2.82	74.0	19.38	Peak	290.00	150	Horizontal	Pass
2**	2495.530	42.51	-2.82	54.0	11.49	AV	290.00	150	Horizontal	Pass

802.11ax40(SU) LOW CHANNEL ANT V

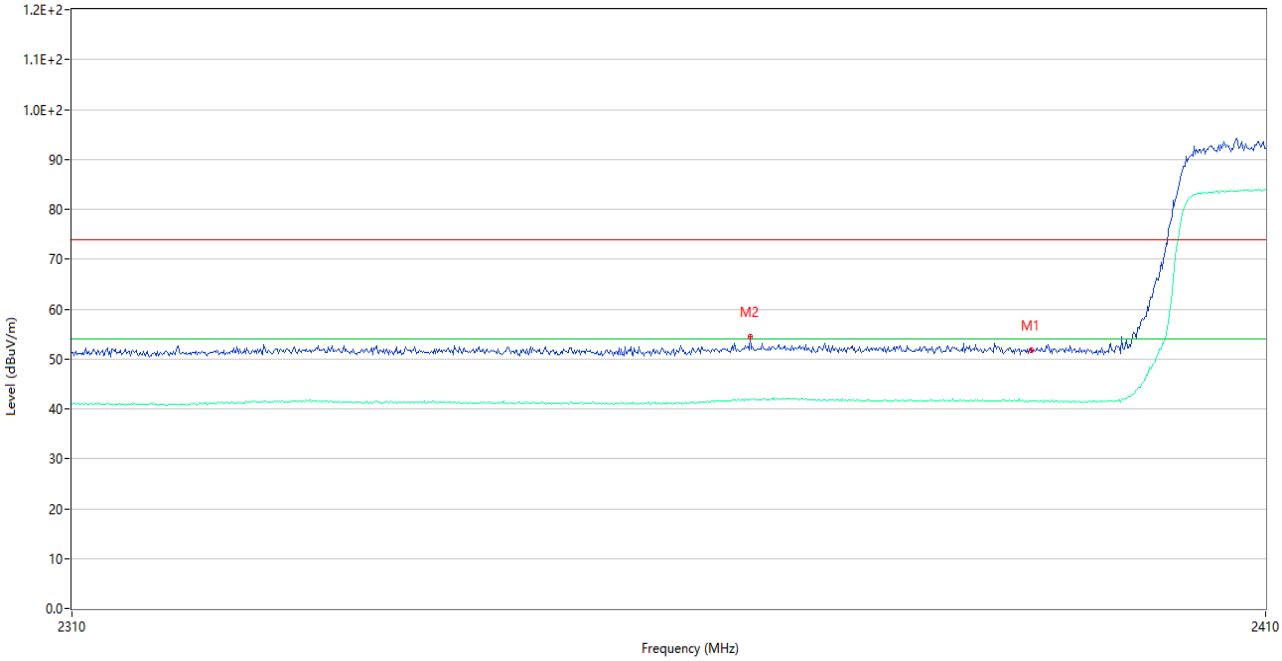

No.	Frequency (MHz)	Results (dBuV/m)	Factor (dB)	Limit (dBuV/m)	Margin (dB)	Detector	Table (Degree)	Height (cm)	Antenna	Verdict
1	2390.000	51.75	-3.73	74.0	22.25	Peak	53.99	150	Vertical	Pass
1**	2390.000	41.24	-3.73	54.0	12.76	AV	53.99	150	Vertical	Pass
2	2366.300	54.50	-3.23	74.0	19.50	Peak	217.00	150	Vertical	Pass
2**	2366.300	41.77	-3.23	54.0	12.23	AV	217.00	150	Vertical	Pass

802.11ax40(SU) LOW CHANNEL ANT H

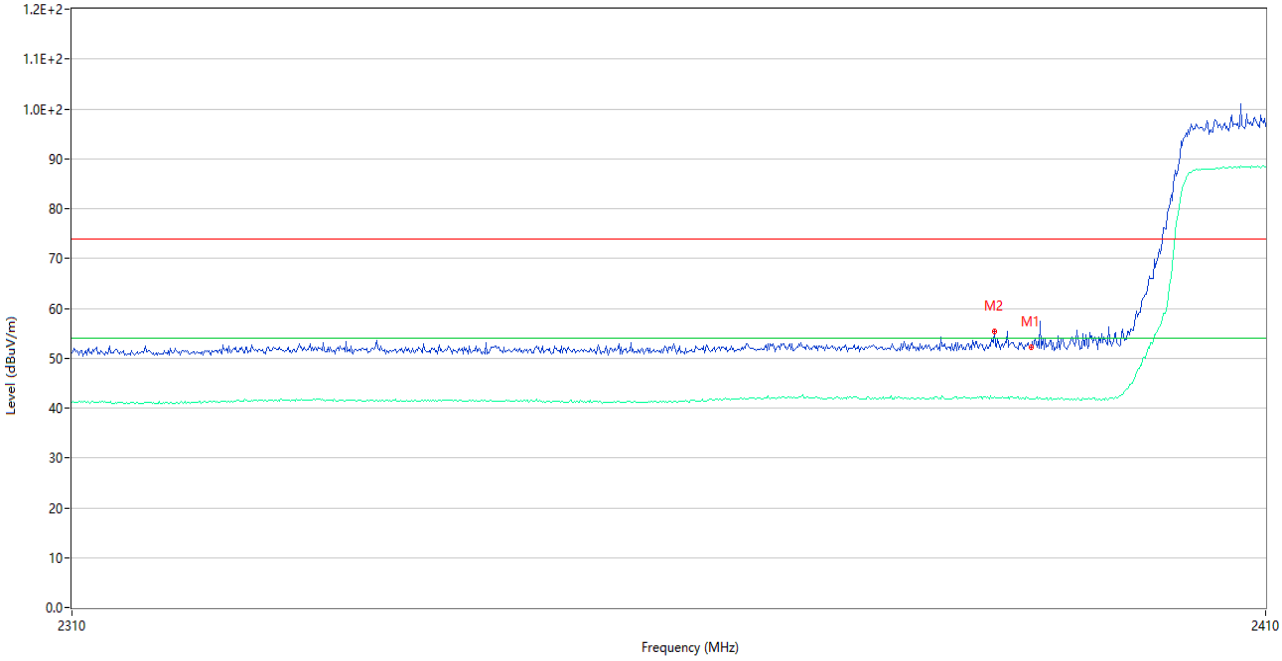

No.	Frequency (MHz)	Results (dBuV/m)	Factor (dB)	Limit (dBuV/m)	Margin (dB)	Detector	Table (Degree)	Height (cm)	Antenna	Verdict
1	2390.000	52.29	-3.73	74.0	21.71	Peak	360.00	150	Horizontal	Pass
1**	2390.000	41.79	-3.73	54.0	12.21	AV	360.00	150	Horizontal	Pass
2	2386.900	55.42	-3.56	74.0	18.58	Peak	292.00	150	Horizontal	Pass
2**	2386.900	42.26	-3.56	54.0	11.74	AV	292.00	150	Horizontal	Pass

802.11 ax40(SU) HIGH CHANNEL ANT V

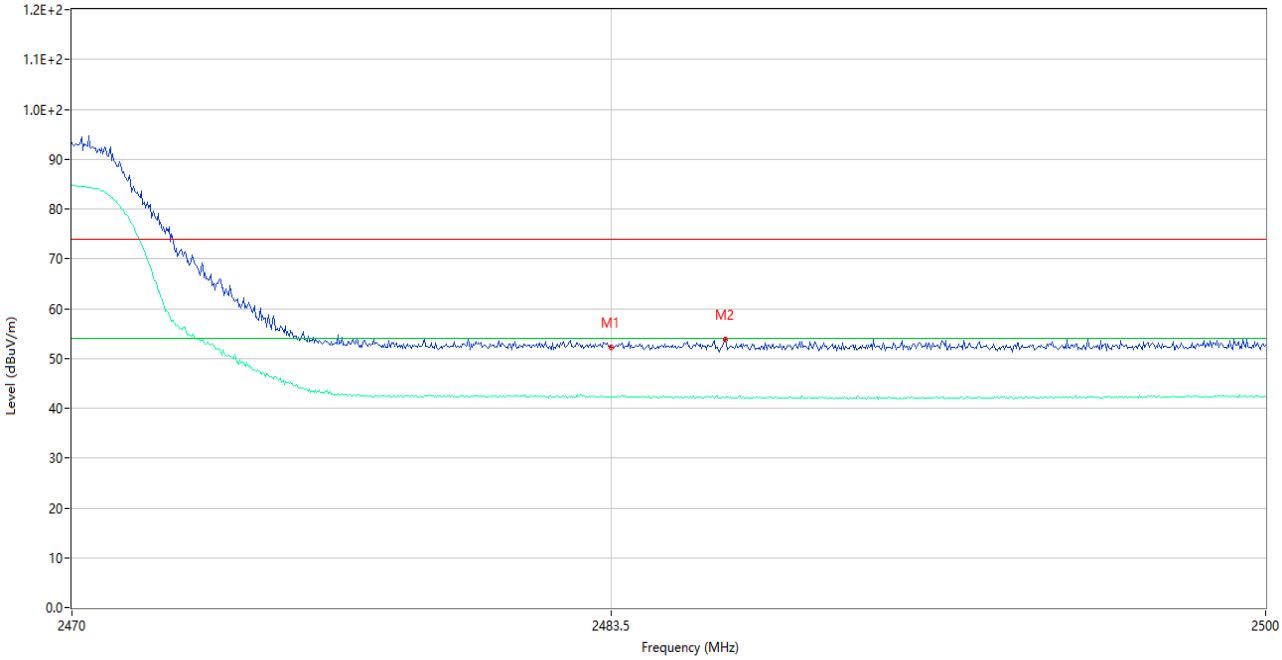

No.	Frequency (MHz)	Results (dBuV/m)	Factor (dB)	Limit (dBuV/m)	Margin (dB)	Detector	Table (Degree)	Height (cm)	Antenna	Verdict
1	2483.500	51.90	-2.60	74.0	22.10	Peak	223.00	150	Vertical	Pass
1**	2483.500	42.28	-2.60	54.0	11.72	AV	223.00	150	Vertical	Pass
2	2486.380	53.85	-2.63	74.0	20.15	Peak	38.00	150	Vertical	Pass
2**	2486.380	42.18	-2.63	54.0	11.82	AV	38.00	150	Vertical	Pass

802.11 ax40(SU) HIGH CHANNEL ANT H

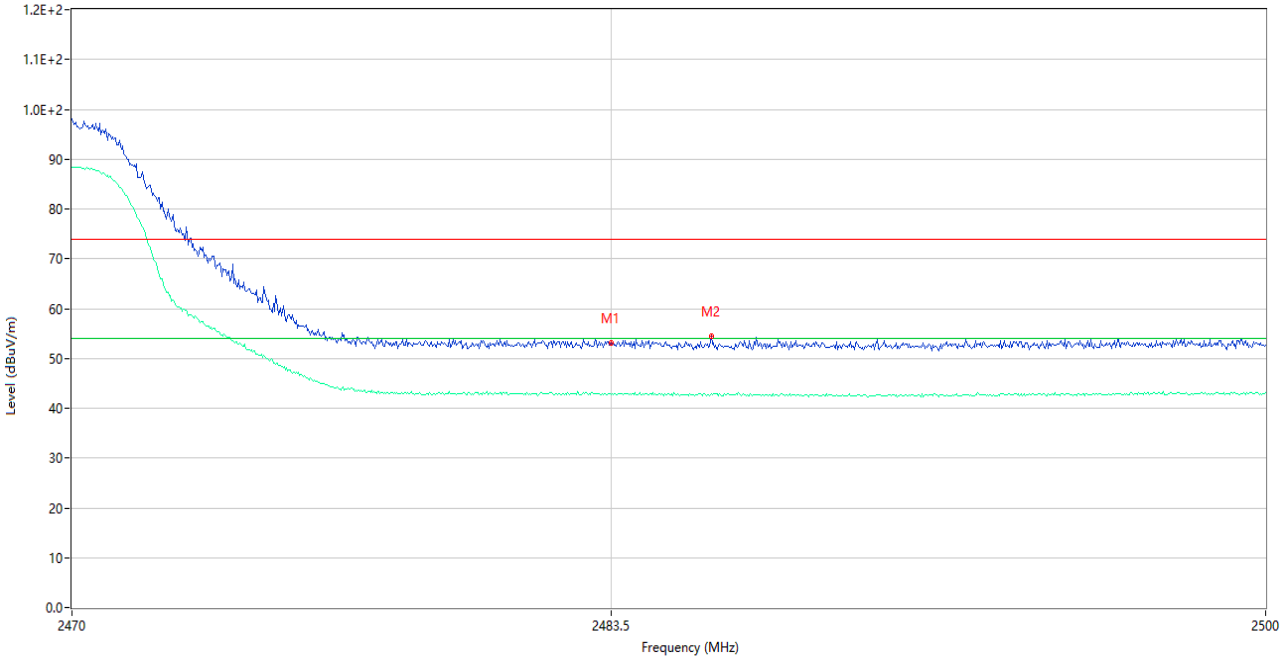

No.	Frequency (MHz)	Results (dBuV/m)	Factor (dB)	Limit (dBuV/m)	Margin (dB)	Detector	Table (Degree)	Height (cm)	Antenna	Verdict
1	2483.500	53.18	-2.60	74.0	20.82	Peak	139.00	150	Horizontal	Pass
1**	2483.500	42.74	-2.60	54.0	11.26	AV	139.00	150	Horizontal	Pass
2	2486.020	54.36	-2.63	74.0	19.64	Peak	296.00	150	Horizontal	Pass
2**	2486.020	42.87	-2.63	54.0	11.13	AV	296.00	150	Horizontal	Pass

Aux. Antenna

802.11b LOW CHANNEL ANT V

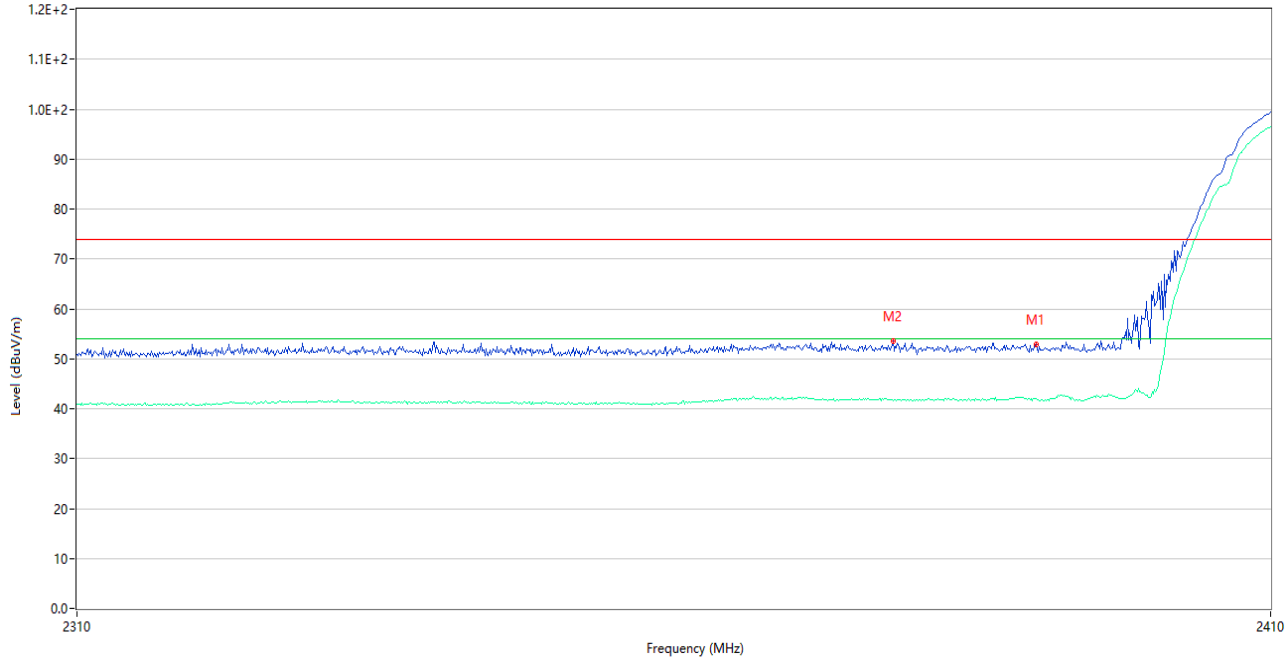

No.	Frequency (MHz)	Results (dBuV/m)	Factor (dB)	Limit (dBuV/m)	Margin (dB)	Detector	Table (Degree)	Height (cm)	Antenna	Verdict
1	2390.000	52.82	-3.73	74.0	21.18	Peak	7.41	150	Vertical	Pass
1**	2390.000	41.99	-3.73	54.0	12.01	AV	7.41	150	Vertical	Pass
2	2377.900	53.57	-3.03	74.0	20.43	Peak	308.00	150	Vertical	Pass
2**	2377.900	41.67	-3.03	54.0	12.33	AV	308.00	150	Vertical	Pass

802.11b LOW CHANNEL ANT H

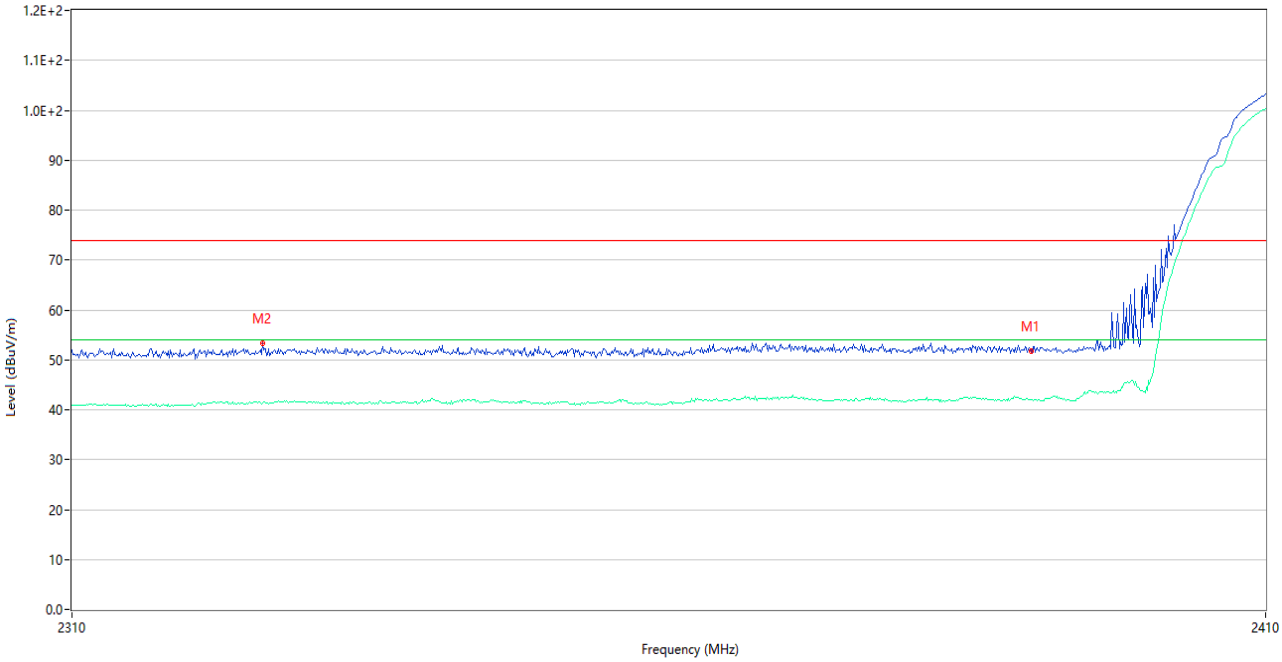

No.	Frequency (MHz)	Results (dBuV/m)	Factor (dB)	Limit (dBuV/m)	Margin (dB)	Detector	Table (Degree)	Height (cm)	Antenna	Verdict
1	2390.000	51.77	-3.73	74.0	22.23	Peak	309.97	150	Horizontal	Pass
1**	2390.000	42.00	-3.73	54.0	12.00	AV	309.97	150	Horizontal	Pass
2	2325.700	53.24	-3.41	74.0	20.76	Peak	0.00	150	Horizontal	Pass
2**	2325.700	41.42	-3.41	54.0	12.58	AV	0.00	150	Horizontal	Pass

802.11b HIGH CHANNEL ANT V

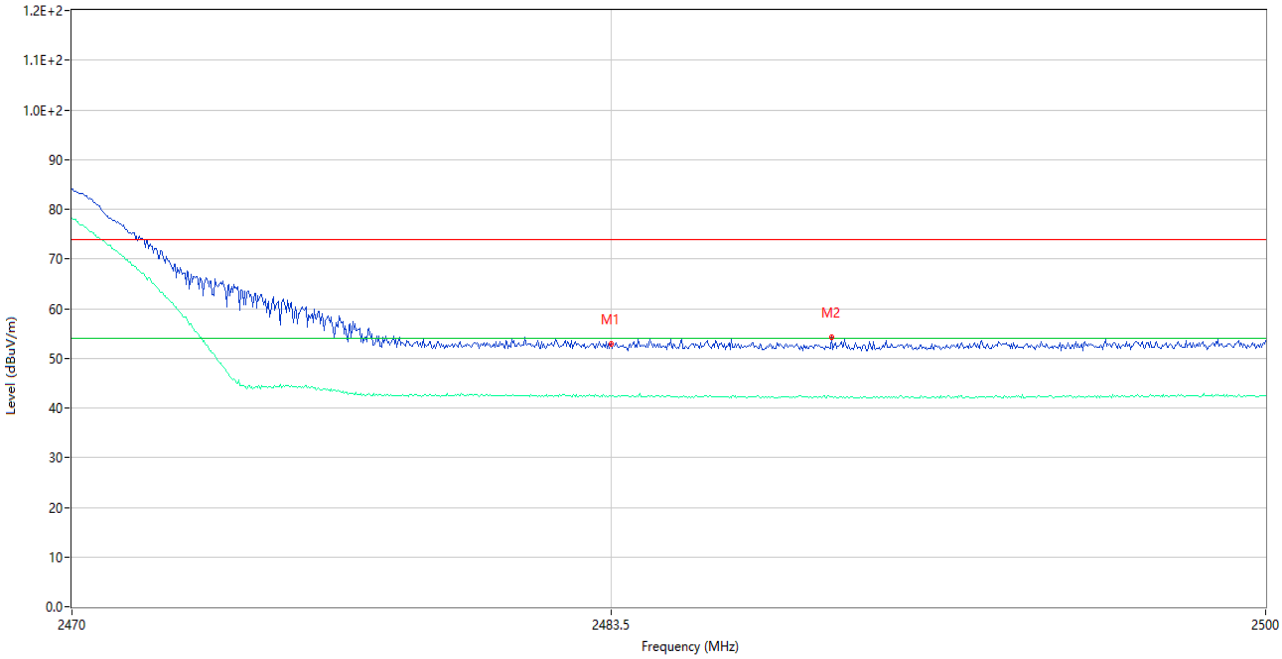

No.	Frequency (MHz)	Results (dBuV/m)	Factor (dB)	Limit (dBuV/m)	Margin (dB)	Detector	Table (Degree)	Height (cm)	Antenna	Verdict
1	2483.500	52.53	-2.60	74.0	21.47	Peak	65.00	150	Vertical	Pass
1**	2483.500	42.24	-2.60	54.0	11.76	AV	65.00	150	Vertical	Pass
2	2489.050	54.14	-2.68	74.0	19.86	Peak	40.00	150	Vertical	Pass
2**	2489.050	42.18	-2.68	54.0	11.82	AV	40.00	150	Vertical	Pass

802.11b HIGH CHANNEL ANT H

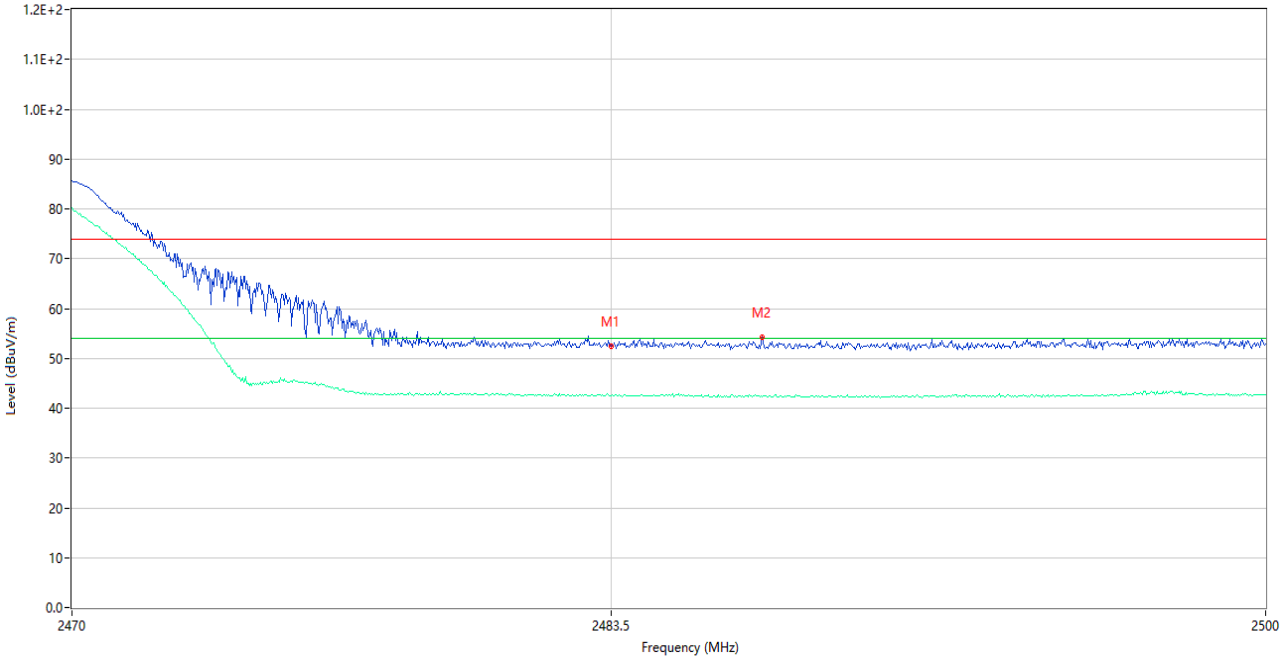

No.	Frequency (MHz)	Results (dBuV/m)	Factor (dB)	Limit (dBuV/m)	Margin (dB)	Detector	Table (Degree)	Height (cm)	Antenna	Verdict
1	2483.500	52.43	-2.60	74.0	21.57	Peak	196.00	150	Horizontal	Pass
1**	2483.500	42.50	-2.60	54.0	11.50	AV	196.00	150	Horizontal	Pass
2	2487.310	54.33	-2.65	74.0	19.67	Peak	264.00	150	Horizontal	Pass
2**	2487.310	42.26	-2.65	54.0	11.74	AV	264.00	150	Horizontal	Pass

802.11g LOW CHANNEL ANT V

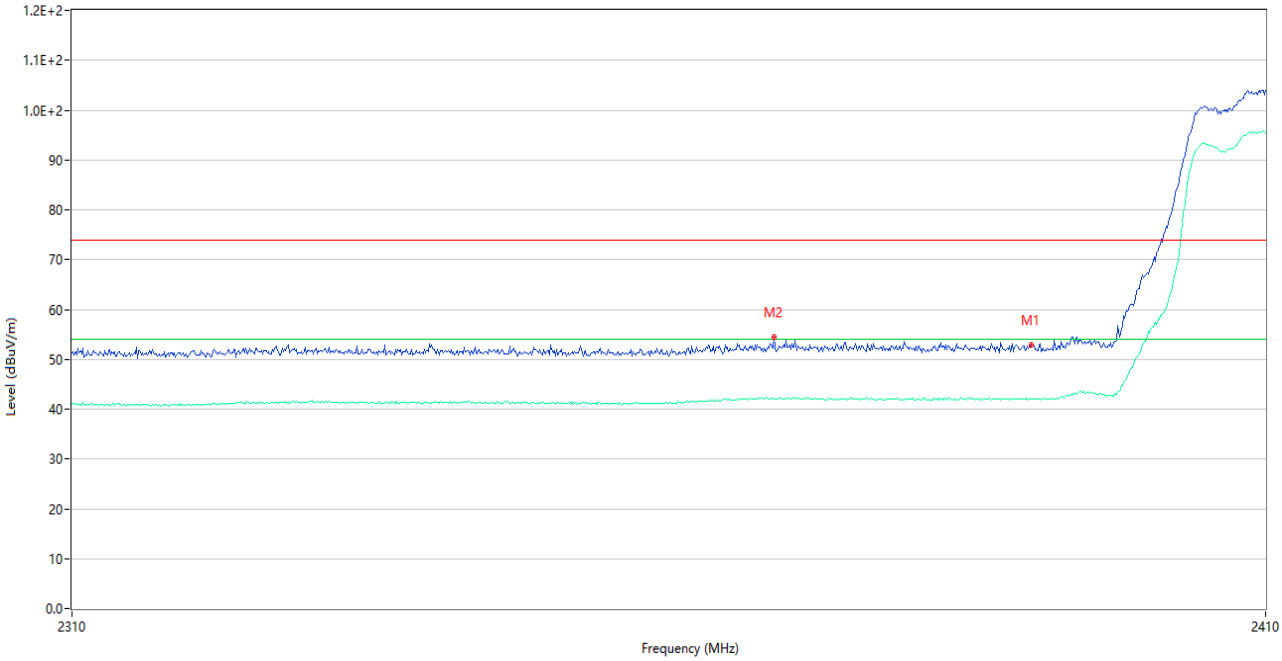

No.	Frequency (MHz)	Results (dBuV/m)	Factor (dB)	Limit (dBuV/m)	Margin (dB)	Detector	Table (Degree)	Height (cm)	Antenna	Verdict
1	2390.000	52.87	-3.73	74.0	21.13	Peak	87.89	150	Vertical	Pass
1**	2390.000	42.02	-3.73	54.0	11.98	AV	87.89	150	Vertical	Pass
2	2368.300	54.53	-3.02	74.0	19.47	Peak	0.00	150	Vertical	Pass
2**	2368.300	42.03	-3.02	54.0	11.97	AV	0.00	150	Vertical	Pass

802.11g LOW CHANNEL ANT H

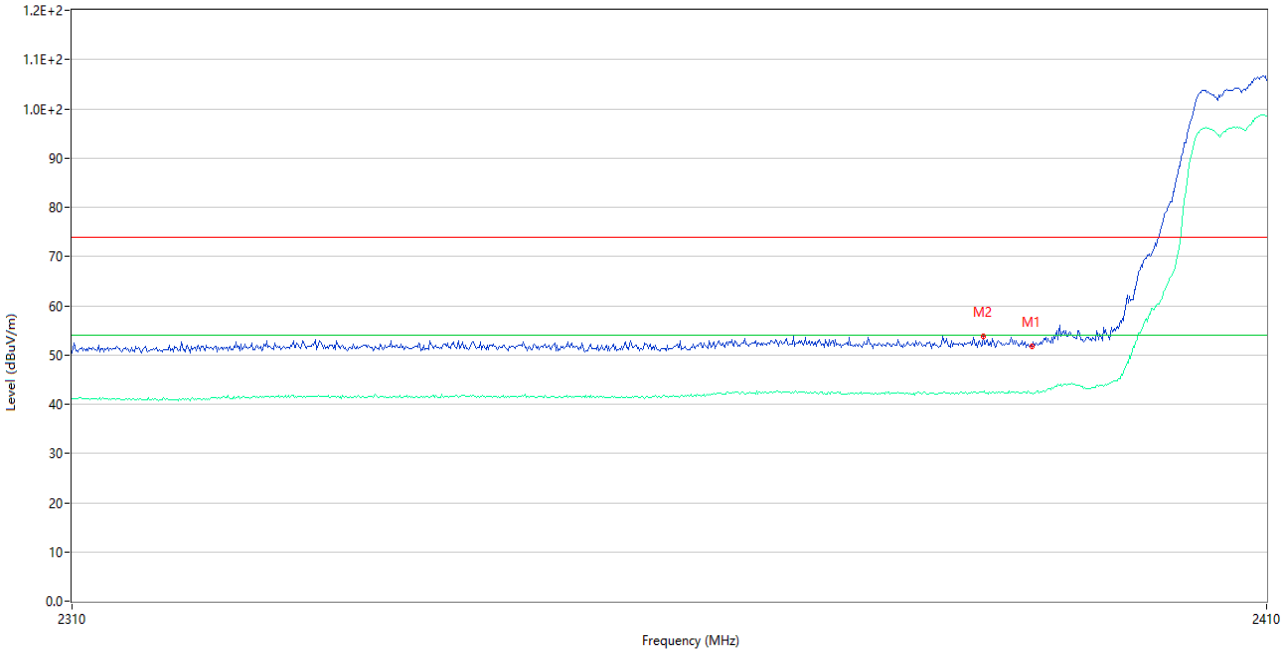

No.	Frequency (MHz)	Results (dBuV/m)	Factor (dB)	Limit (dBuV/m)	Margin (dB)	Detector	Table (Degree)	Height (cm)	Antenna	Verdict
1	2390.000	51.64	-3.73	74.0	22.36	Peak	155.17	150	Horizontal	Pass
1**	2390.000	42.28	-3.73	54.0	11.72	AV	155.17	150	Horizontal	Pass
2	2385.900	53.77	-3.50	74.0	20.23	Peak	129.00	150	Horizontal	Pass
2**	2385.900	42.38	-3.50	54.0	11.62	AV	129.00	150	Horizontal	Pass

802.11g HIGH CHANNEL ANT V

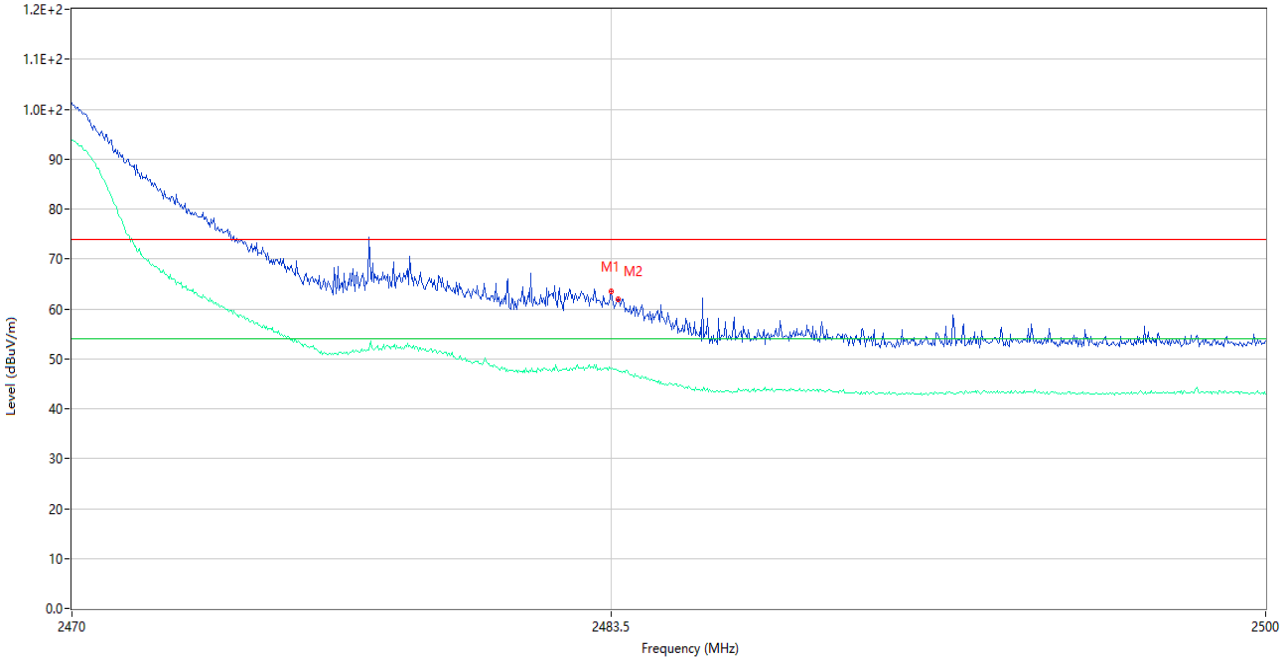

No.	Frequency (MHz)	Results (dBuV/m)	Factor (dB)	Limit (dBuV/m)	Margin (dB)	Detector	Table (Degree)	Height (cm)	Antenna	Verdict
1	2483.500	63.46	-2.60	74.0	10.54	Peak	118.00	150	Vertical	Pass
1**	2483.500	48.01	-2.60	54.0	5.99	AV	118.00	150	Vertical	Pass
2	2483.680	62.02	-2.60	74.0	11.98	Peak	116.00	150	Vertical	Pass
2**	2483.680	47.79	-2.60	54.0	6.21	AV	116.00	150	Vertical	Pass

802.11g HIGH CHANNEL ANT H

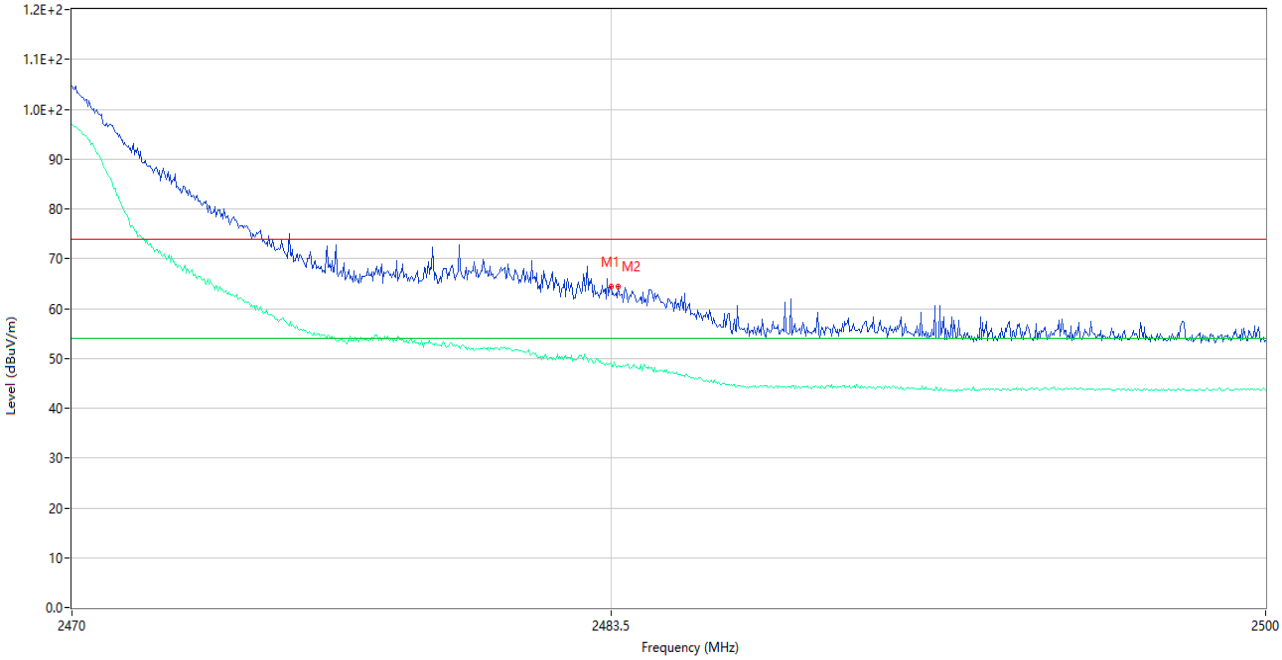

No.	Frequency (MHz)	Results (dBuV/m)	Factor (dB)	Limit (dBuV/m)	Margin (dB)	Detector	Table (Degree)	Height (cm)	Antenna	Verdict
1	2483.500	64.34	-2.60	74.0	9.66	Peak	307.00	150	Horizontal	Pass
1**	2483.500	49.07	-2.60	54.0	4.93	AV	307.00	150	Horizontal	Pass
2	2483.680	64.32	-2.60	74.0	9.68	Peak	304.00	150	Horizontal	Pass
2**	2483.680	48.70	-2.60	54.0	5.30	AV	304.00	150	Horizontal	Pass

802.11n20 LOW CHANNEL ANT V

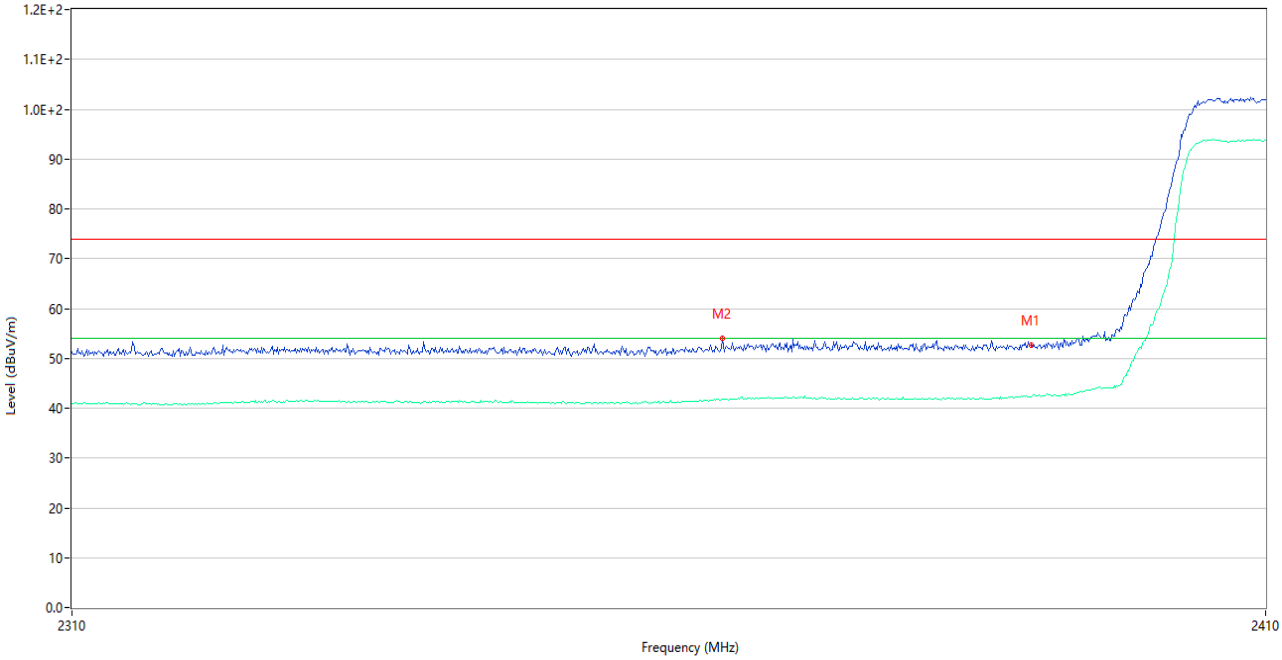

No.	Frequency (MHz)	Results (dBuV/m)	Factor (dB)	Limit (dBuV/m)	Margin (dB)	Detector	Table (Degree)	Height (cm)	Antenna	Verdict
1	2390.000	52.55	-3.73	74.0	21.45	Peak	167.79	150	Vertical	Pass
1**	2390.000	42.20	-3.73	54.0	11.80	AV	167.79	150	Vertical	Pass
2	2364.000	54.03	-3.46	74.0	19.97	Peak	357.00	150	Vertical	Pass
2**	2364.000	41.73	-3.46	54.0	12.27	AV	357.00	150	Vertical	Pass

802.11n20 LOW CHANNEL ANT H

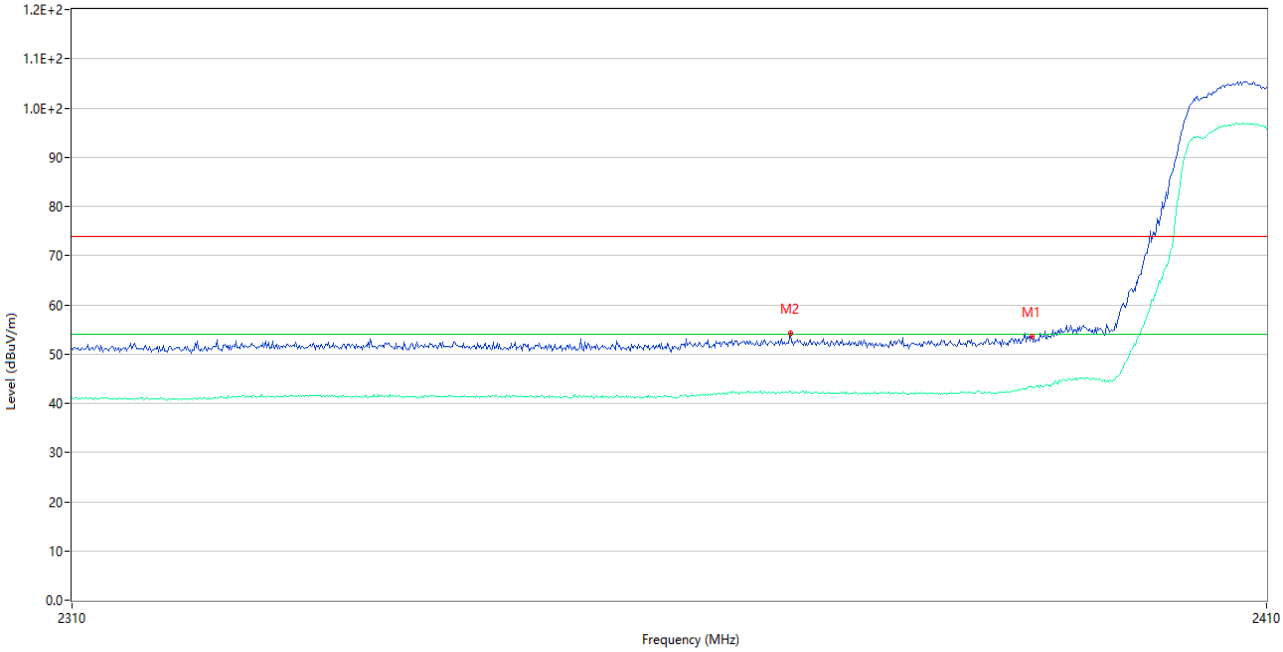

No.	Frequency (MHz)	Results (dBuV/m)	Factor (dB)	Limit (dBuV/m)	Margin (dB)	Detector	Table (Degree)	Height (cm)	Antenna	Verdict
1	2390.000	53.48	-3.73	74.0	20.52	Peak	283.01	150	Horizontal	Pass
1**	2390.000	43.33	-3.73	54.0	10.67	AV	283.01	150	Horizontal	Pass
2	2369.600	54.23	-2.86	74.0	19.77	Peak	308.00	150	Horizontal	Pass
2**	2369.600	42.54	-2.86	54.0	11.46	AV	308.00	150	Horizontal	Pass

802.11n20 HIGH CHANNEL ANT V

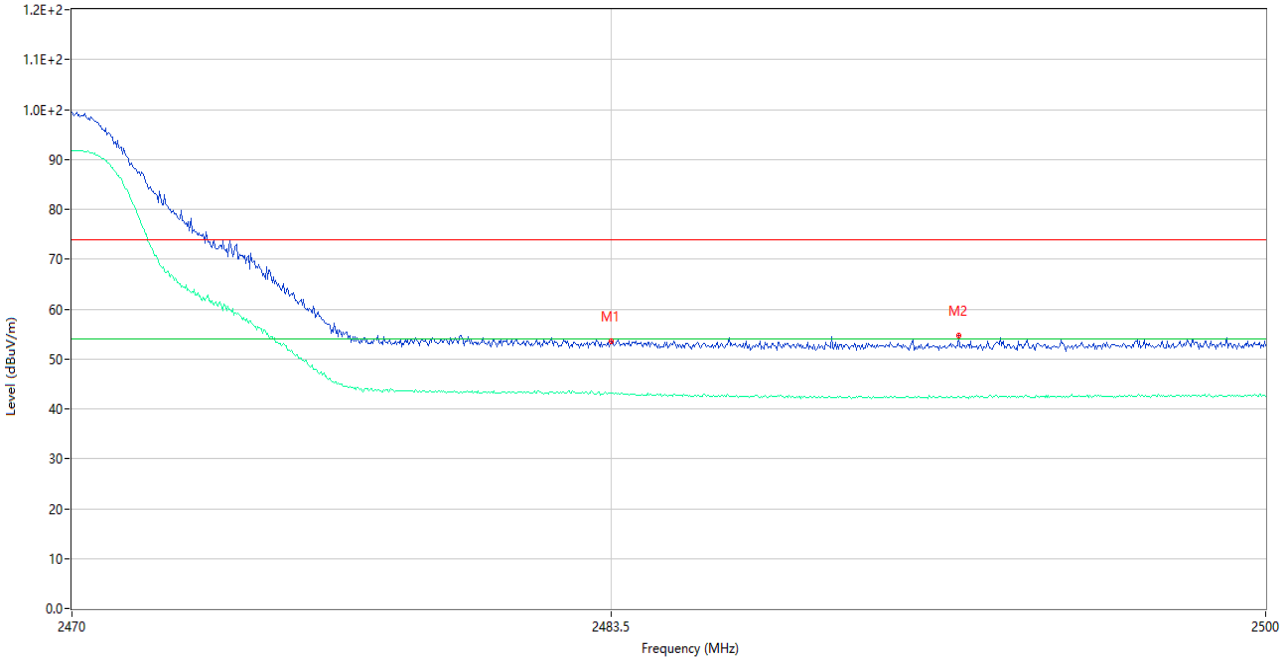

No.	Frequency (MHz)	Results (dBuV/m)	Factor (dB)	Limit (dBuV/m)	Margin (dB)	Detector	Table (Degree)	Height (cm)	Antenna	Verdict
1	2483.500	53.54	-2.60	74.0	20.46	Peak	360.00	150	Vertical	Pass
1**	2483.500	43.15	-2.60	54.0	10.85	AV	360.00	150	Vertical	Pass
2	2492.260	54.63	-2.74	74.0	19.37	Peak	325.00	150	Vertical	Pass
2**	2492.260	42.52	-2.74	54.0	11.48	AV	325.00	150	Vertical	Pass

802.11n20 HIGH CHANNEL ANTH

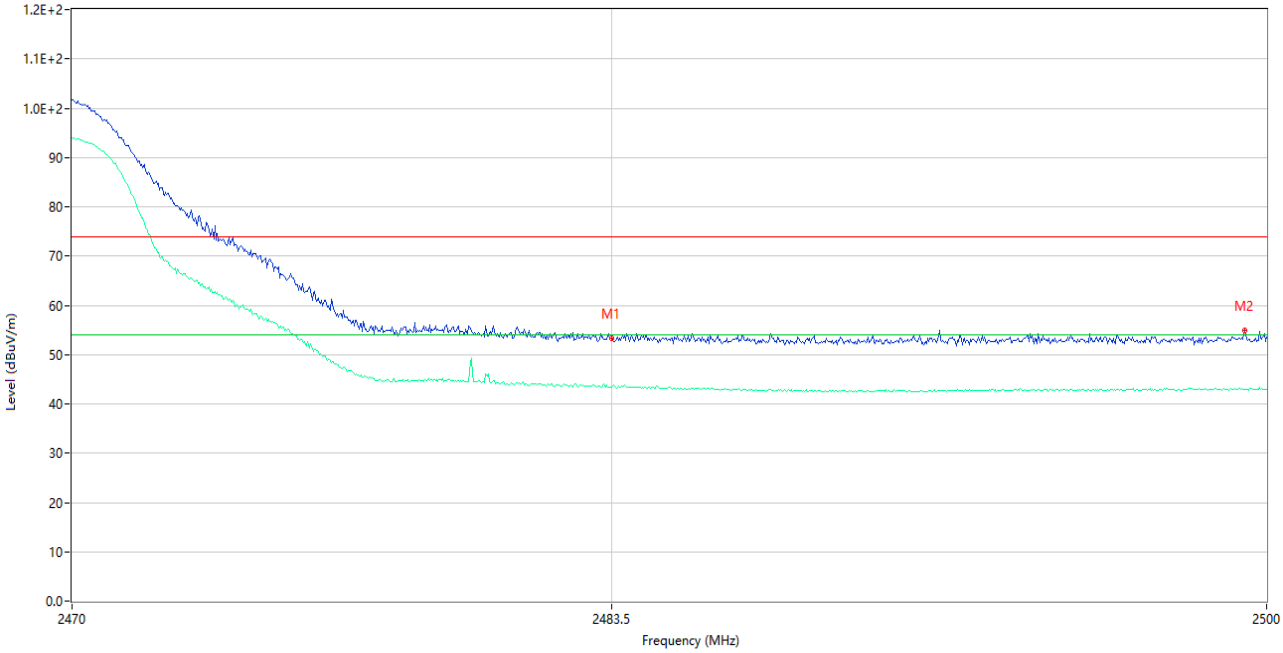

No.	Frequency (MHz)	Results (dBuV/m)	Factor (dB)	Limit (dBuV/m)	Margin (dB)	Detector	Table (Degree)	Height (cm)	Antenna	Verdict
1	2483.500	53.40	-2.60	74.0	20.60	Peak	332.00	150	Horizontal	Pass
1**	2483.500	43.38	-2.60	54.0	10.62	AV	332.00	150	Horizontal	Pass
2	2499.460	54.90	-2.89	74.0	19.10	Peak	313.00	150	Horizontal	Pass
2**	2499.460	42.99	-2.89	54.0	11.01	AV	313.00	150	Horizontal	Pass

802.11n40 LOW CHANNEL ANT V

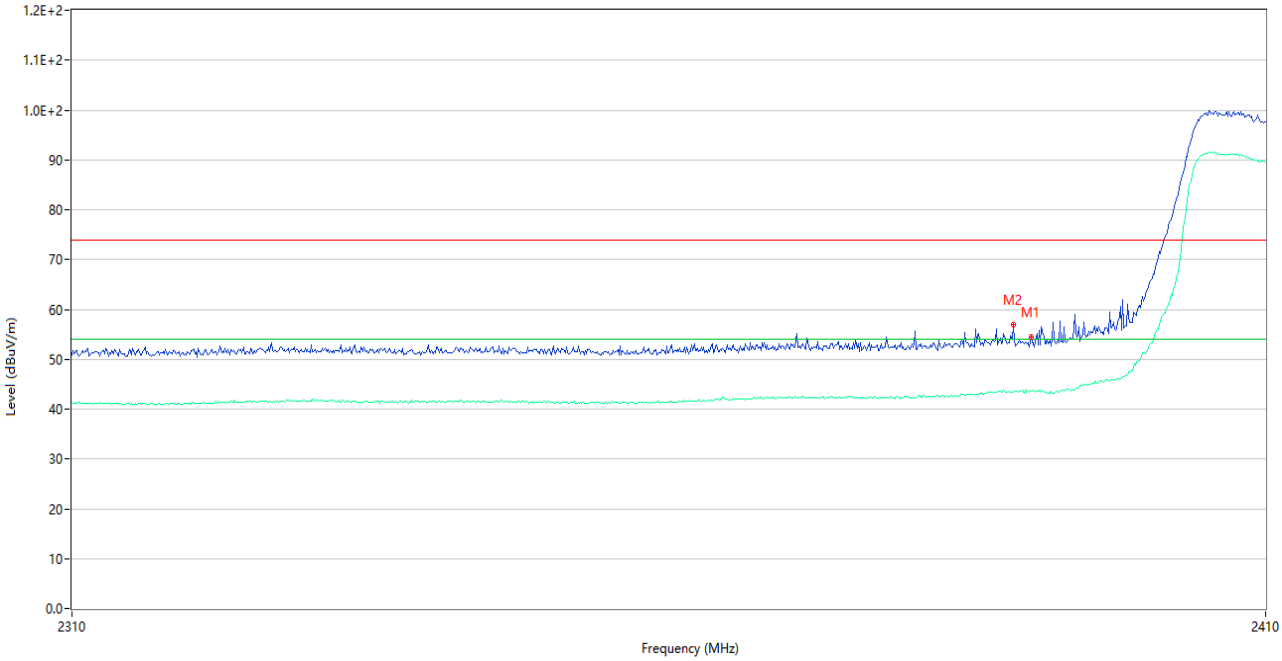

No.	Frequency (MHz)	Results (dBuV/m)	Factor (dB)	Limit (dBuV/m)	Margin (dB)	Detector	Table (Degree)	Height (cm)	Antenna	Verdict
1	2390.000	54.36	-3.73	74.0	19.64	Peak	147.27	150	Vertical	Pass
1**	2390.000	43.59	-3.73	54.0	10.41	AV	147.27	150	Vertical	Pass
2	2388.500	57.01	-3.65	74.0	16.99	Peak	187.00	150	Vertical	Pass
2**	2388.500	43.38	-3.65	54.0	10.62	AV	187.00	150	Vertical	Pass

802.11n40 LOW CHANNEL ANT H

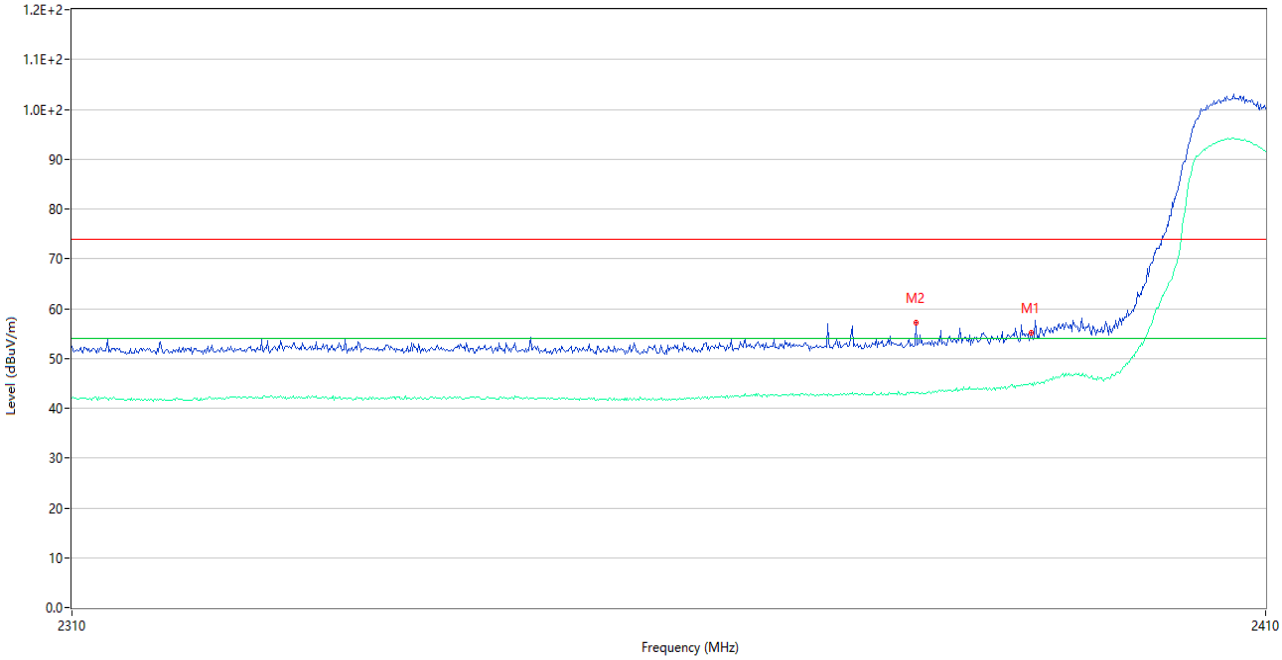

No.	Frequency (MHz)	Results (dBuV/m)	Factor (dB)	Limit (dBuV/m)	Margin (dB)	Detector	Table (Degree)	Height (cm)	Antenna	Verdict
1	2390.000	55.12	-3.73	74.0	18.88	Peak	282.10	150	Horizontal	Pass
1**	2390.000	44.74	-3.73	54.0	9.26	AV	282.10	150	Horizontal	Pass
2	2380.300	57.10	-3.17	74.0	16.90	Peak	135.00	150	Horizontal	Pass
2**	2380.300	43.13	-3.17	54.0	10.87	AV	135.00	150	Horizontal	Pass

802.11n40 HIGH CHANNEL ANT V

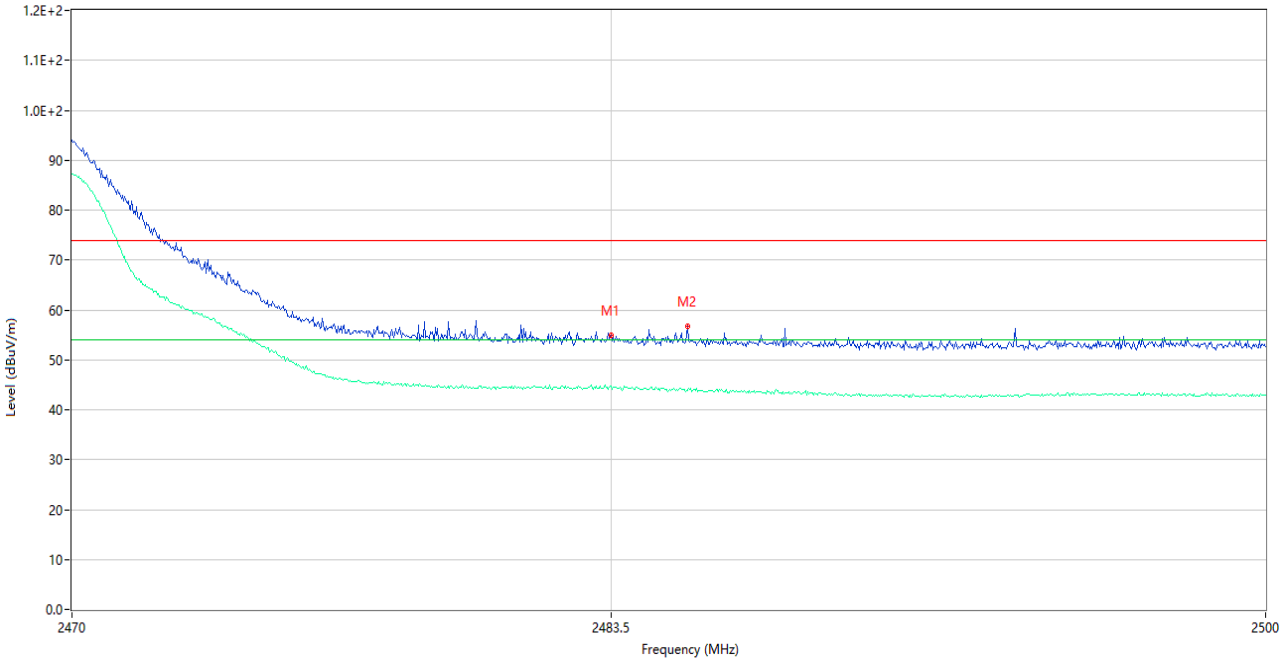

No.	Frequency (MHz)	Results (dBuV/m)	Factor (dB)	Limit (dBuV/m)	Margin (dB)	Detector	Table (Degree)	Height (cm)	Antenna	Verdict
1	2483.500	54.98	-2.60	74.0	19.02	Peak	124.00	150	Vertical	Pass
1**	2483.500	44.71	-2.60	54.0	9.29	AV	124.00	150	Vertical	Pass
2	2485.420	56.72	-2.62	74.0	17.28	Peak	136.00	150	Vertical	Pass
2**	2485.420	43.92	-2.62	54.0	10.08	AV	136.00	150	Vertical	Pass

802.11n40 HIGH CHANNEL ANT H

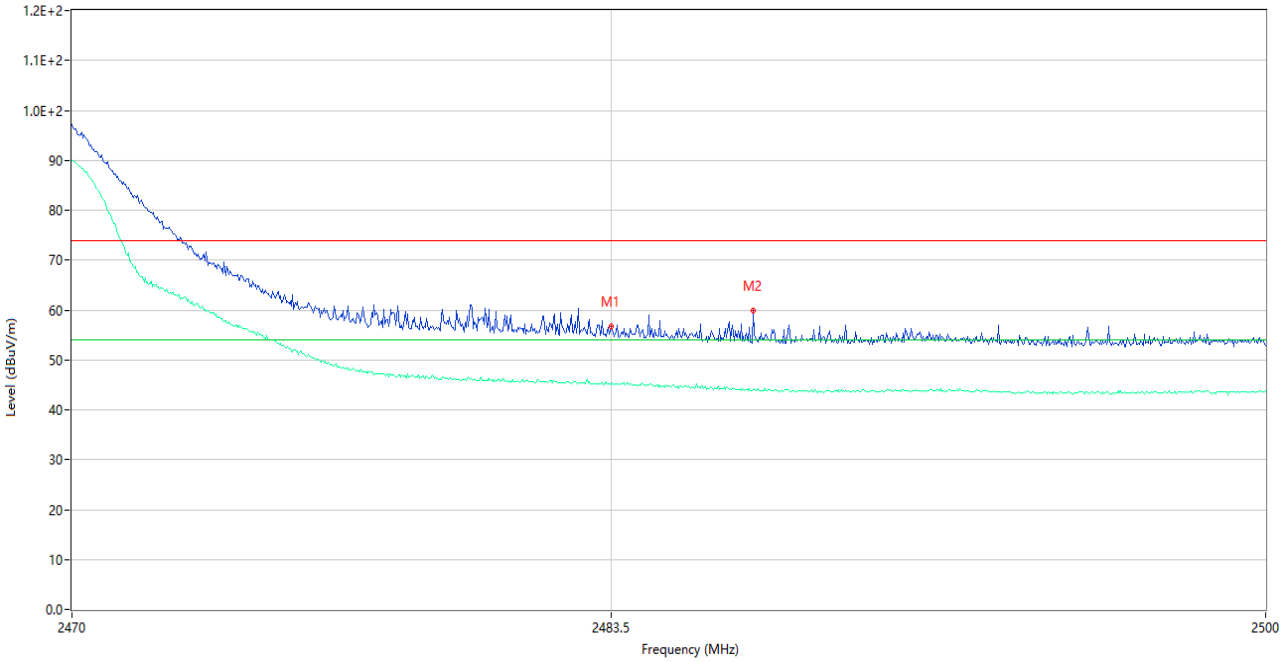

No.	Frequency (MHz)	Results (dBuV/m)	Factor (dB)	Limit (dBuV/m)	Margin (dB)	Detector	Table (Degree)	Height (cm)	Antenna	Verdict
1	2483.500	56.65	-2.60	74.0	17.35	Peak	151.00	150	Horizontal	Pass
1**	2483.500	44.96	-2.60	54.0	9.04	AV	151.00	150	Horizontal	Pass
2	2487.070	59.83	-2.64	74.0	14.17	Peak	360.00	150	Horizontal	Pass
2**	2487.070	43.99	-2.64	54.0	10.01	AV	360.00	150	Horizontal	Pass

VHT-20 LOW CHANNEL ANT V

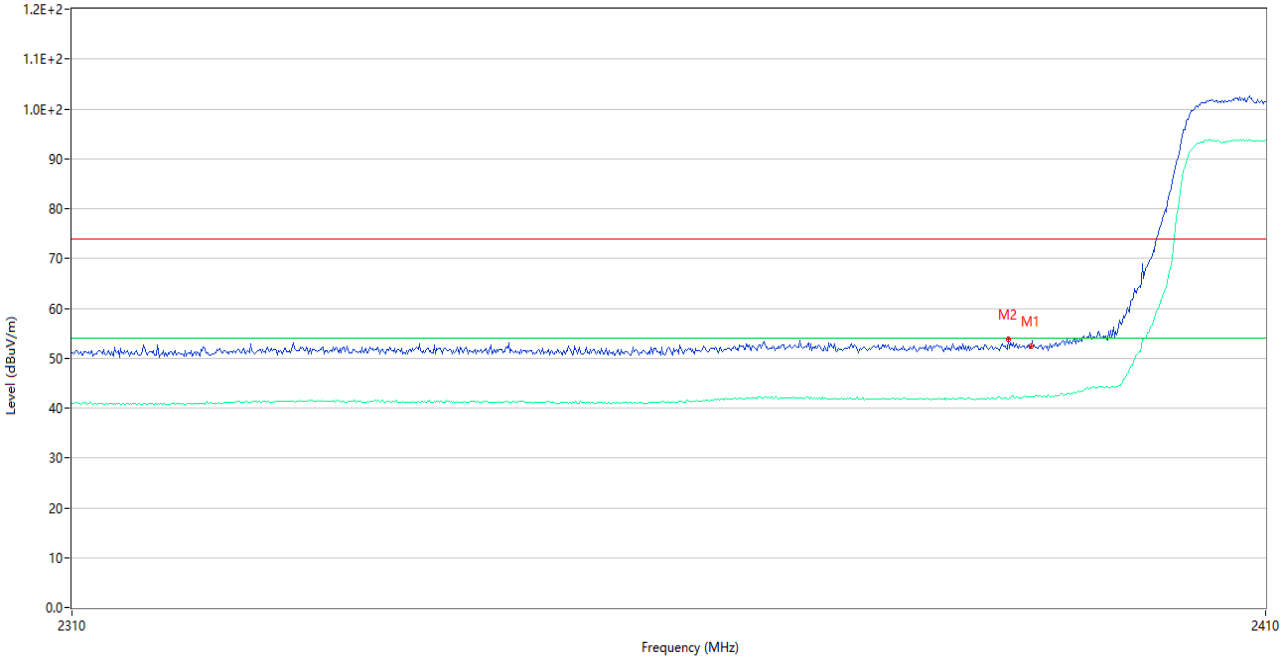

No.	Frequency (MHz)	Results (dBuV/m)	Factor (dB)	Limit (dBuV/m)	Margin (dB)	Detector	Table (Degree)	Height (cm)	Antenna	Verdict
1	2390.000	52.41	-3.73	74.0	21.59	Peak	165.91	150	Vertical	Pass
1**	2390.000	42.34	-3.73	54.0	11.66	AV	165.91	150	Vertical	Pass
2	2388.100	53.85	-3.63	74.0	20.15	Peak	185.00	150	Vertical	Pass
2**	2388.100	41.90	-3.63	54.0	12.10	AV	185.00	150	Vertical	Pass

VHT-20 LOW CHANNEL ANT H

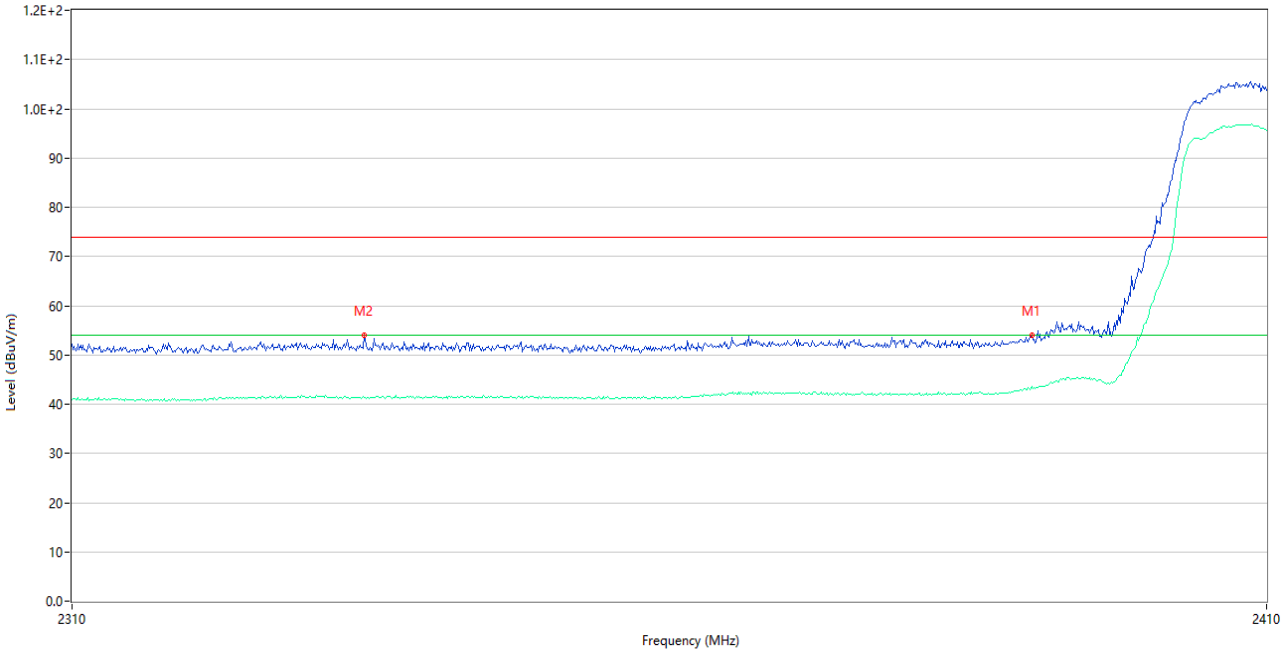

No.	Frequency (MHz)	Results (dBuV/m)	Factor (dB)	Limit (dBuV/m)	Margin (dB)	Detector	Table (Degree)	Height (cm)	Antenna	Verdict
1	2390.000	53.96	-3.73	74.0	20.04	Peak	280.01	150	Horizontal	Pass
1**	2390.000	43.59	-3.73	54.0	10.41	AV	280.01	150	Horizontal	Pass
2	2334.100	53.91	-3.00	74.0	20.09	Peak	76.00	150	Horizontal	Pass
2**	2334.100	41.33	-3.00	54.0	12.67	AV	76.00	150	Horizontal	Pass

VHT-20 HIGH CHANNEL ANT V

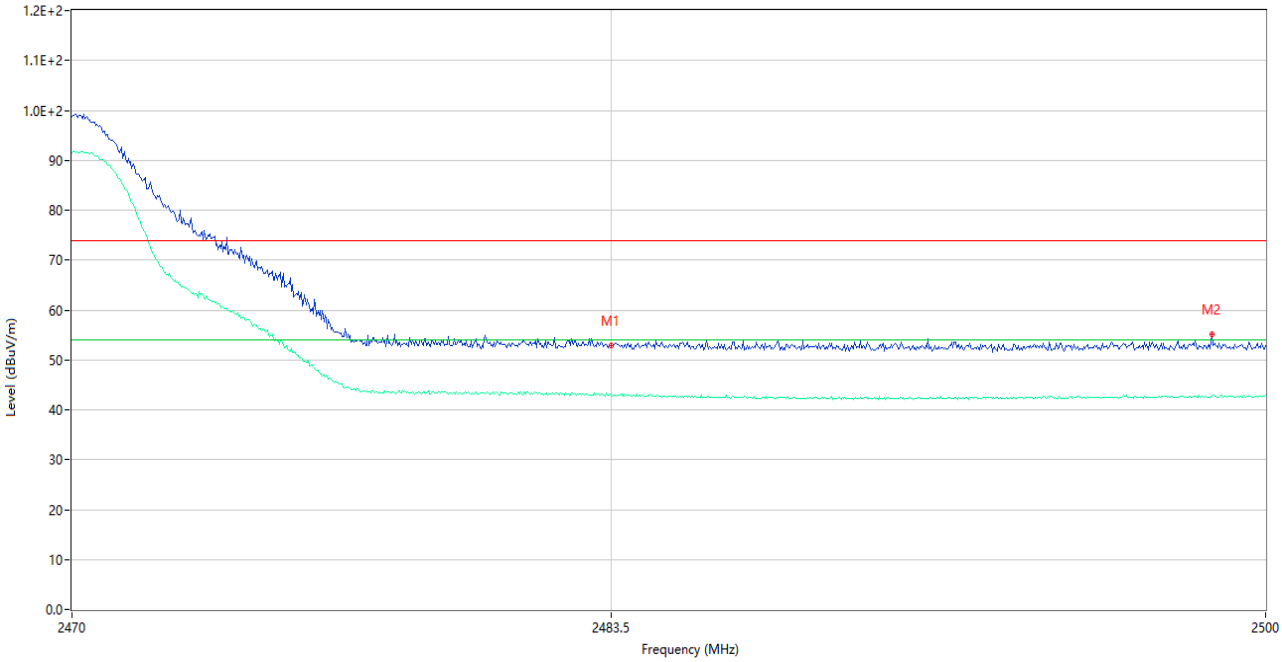

No.	Frequency (MHz)	Results (dBuV/m)	Factor (dB)	Limit (dBuV/m)	Margin (dB)	Detector	Table (Degree)	Height (cm)	Antenna	Verdict
1	2483.500	52.84	-2.60	74.0	21.16	Peak	130.00	150	Vertical	Pass
1**	2483.500	43.08	-2.60	54.0	10.92	AV	130.00	150	Vertical	Pass
2	2498.650	55.23	-2.86	74.0	18.77	Peak	202.00	150	Vertical	Pass
2**	2498.650	42.67	-2.86	54.0	11.33	AV	202.00	150	Vertical	Pass

VHT-20 HIGH CHANNEL ANTH

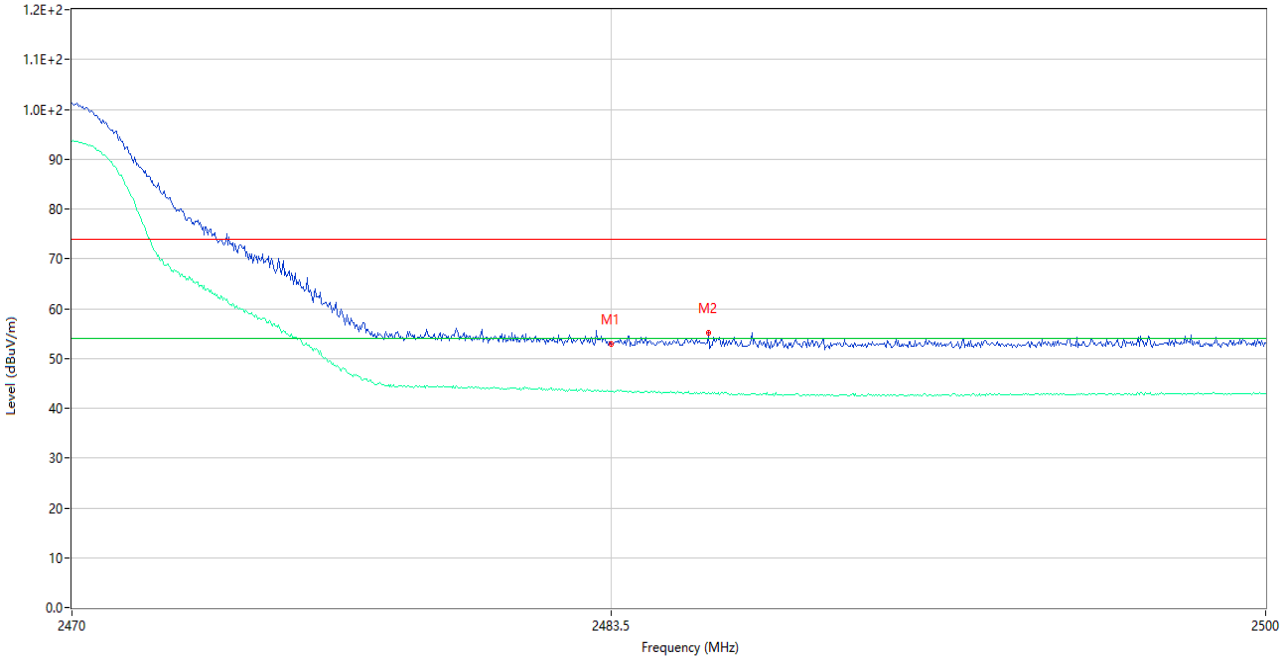

No.	Frequency (MHz)	Results (dBuV/m)	Factor (dB)	Limit (dBuV/m)	Margin (dB)	Detector	Table (Degree)	Height (cm)	Antenna	Verdict
1	2483.500	52.87	-2.60	74.0	21.13	Peak	142.00	150	Horizontal	Pass
1**	2483.500	43.39	-2.60	54.0	10.61	AV	142.00	150	Horizontal	Pass
2	2485.960	55.22	-2.63	74.0	18.78	Peak	294.00	150	Horizontal	Pass
2**	2485.960	43.07	-2.63	54.0	10.93	AV	294.00	150	Horizontal	Pass

VHT-40 LOW CHANNEL ANT V

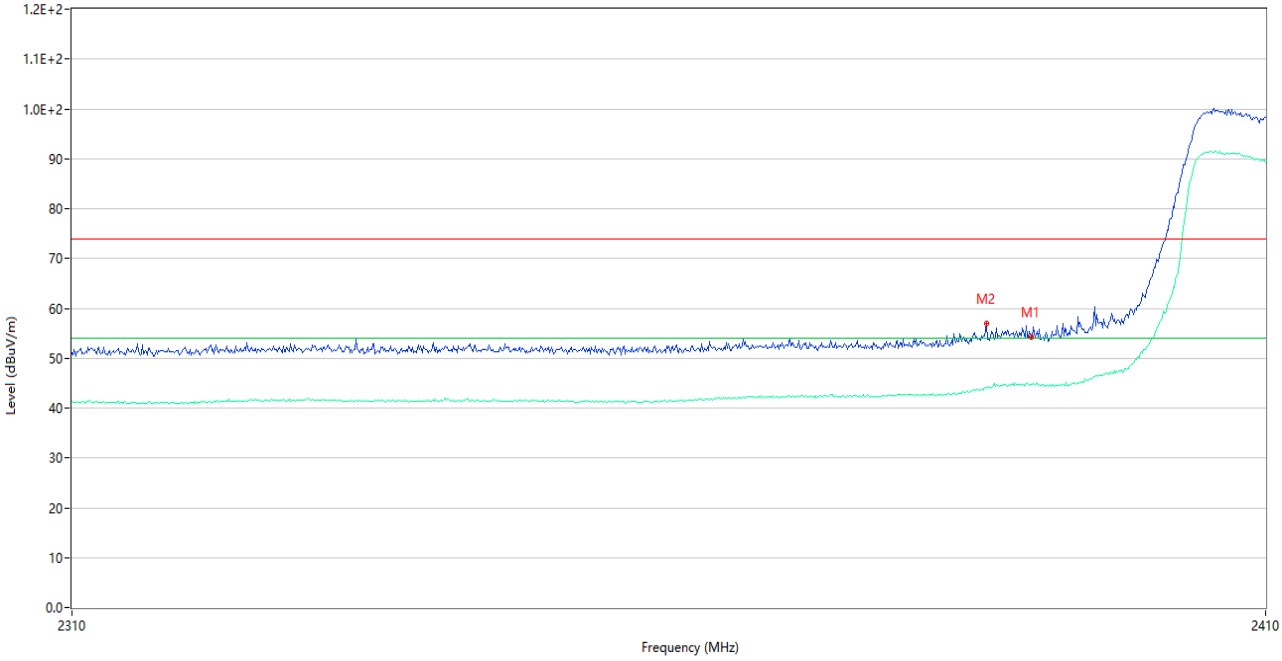

No.	Frequency (MHz)	Results (dBuV/m)	Factor (dB)	Limit (dBuV/m)	Margin (dB)	Detector	Table (Degree)	Height (cm)	Antenna	Verdict
1	2390.000	54.16	-3.73	74.0	19.84	Peak	324.75	150	Vertical	Pass
1**	2390.000	44.68	-3.73	54.0	9.32	AV	324.75	150	Vertical	Pass
2	2386.200	56.92	-3.52	74.0	17.08	Peak	360.00	150	Vertical	Pass
2**	2386.200	44.01	-3.52	54.0	9.99	AV	360.00	150	Vertical	Pass

VHT-40 LOW CHANNEL ANT H

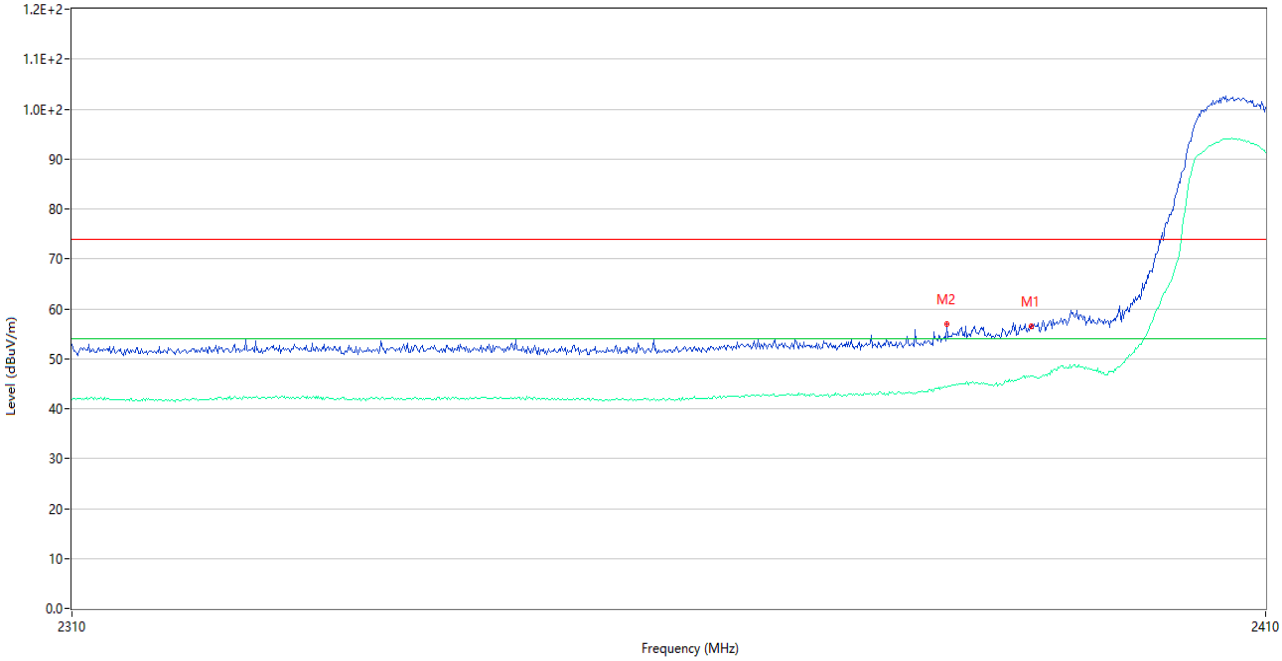

No.	Frequency (MHz)	Results (dBuV/m)	Factor (dB)	Limit (dBuV/m)	Margin (dB)	Detector	Table (Degree)	Height (cm)	Antenna	Verdict
1	2390.000	56.42	-3.73	74.0	17.58	Peak	279.01	150	Horizontal	Pass
1**	2390.000	46.45	-3.73	54.0	7.55	AV	279.01	150	Horizontal	Pass
2	2382.900	56.93	-3.30	74.0	17.07	Peak	156.00	150	Horizontal	Pass
2**	2382.900	44.37	-3.30	54.0	9.63	AV	156.00	150	Horizontal	Pass

VHT-40 HIGH CHANNEL ANT V

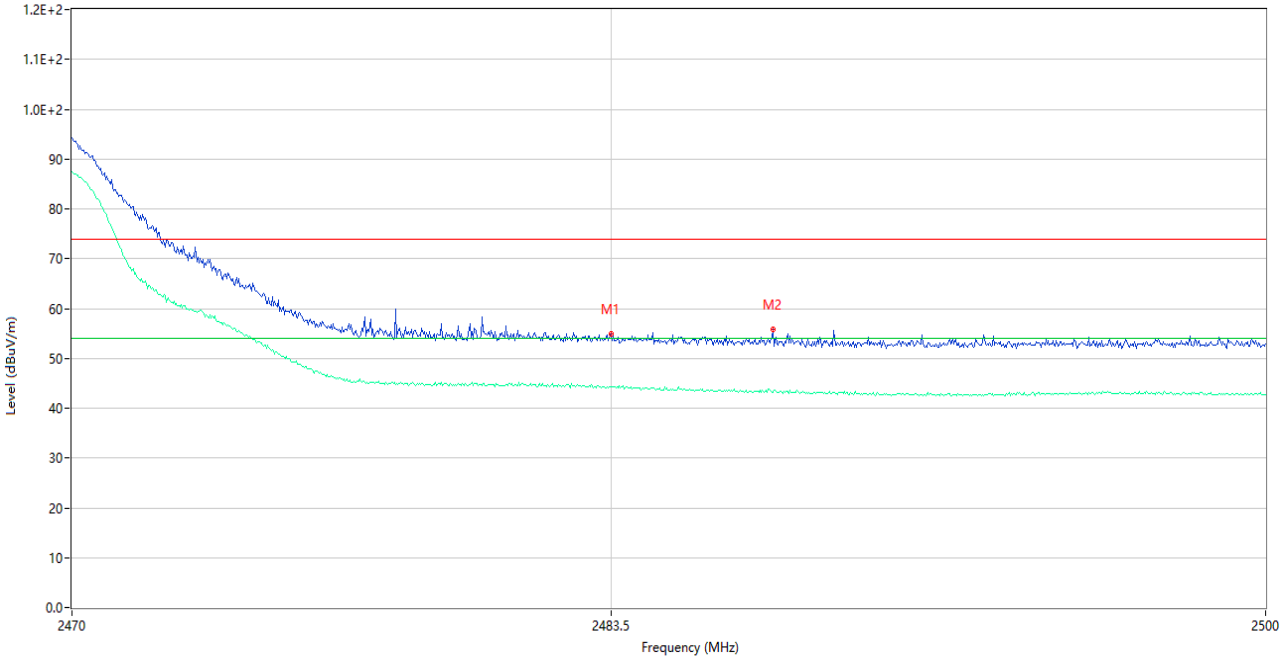

No.	Frequency (MHz)	Results (dBuV/m)	Factor (dB)	Limit (dBuV/m)	Margin (dB)	Detector	Table (Degree)	Height (cm)	Antenna	Verdict
1	2483.500	54.95	-2.60	74.0	19.05	Peak	173.00	150	Vertical	Pass
1**	2483.500	44.39	-2.60	54.0	9.61	AV	173.00	150	Vertical	Pass
2	2487.580	55.75	-2.65	74.0	18.25	Peak	123.00	150	Vertical	Pass
2**	2487.580	43.14	-2.65	54.0	10.86	AV	123.00	150	Vertical	Pass

VHT-40 HIGH CHANNEL ANT H

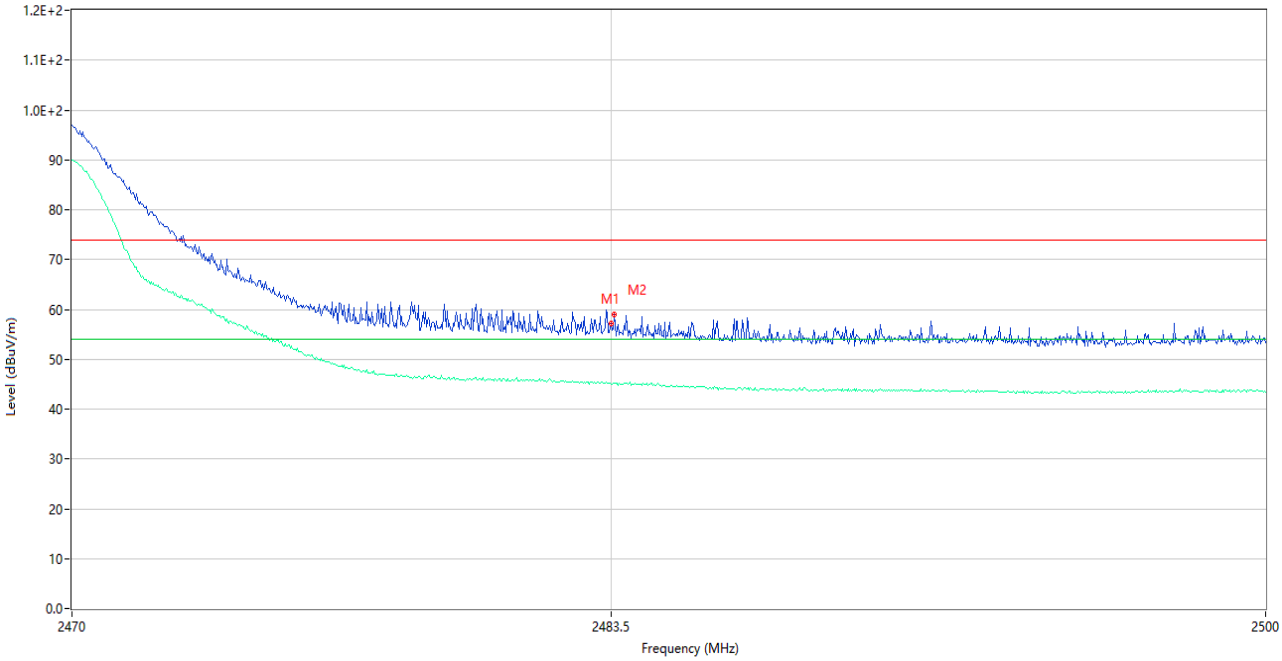

No.	Frequency (MHz)	Results (dBuV/m)	Factor (dB)	Limit (dBuV/m)	Margin (dB)	Detector	Table (Degree)	Height (cm)	Antenna	Verdict
1	2483.500	57.14	-2.60	74.0	16.86	Peak	143.00	150	Horizontal	Pass
1**	2483.500	45.08	-2.60	54.0	8.92	AV	143.00	150	Horizontal	Pass
2	2483.590	59.07	-2.60	74.0	14.93	Peak	0.00	150	Horizontal	Pass
2**	2483.590	45.30	-2.60	54.0	8.70	AV	0.00	150	Horizontal	Pass

802.11ax20(SU) LOW CHANNEL ANT V

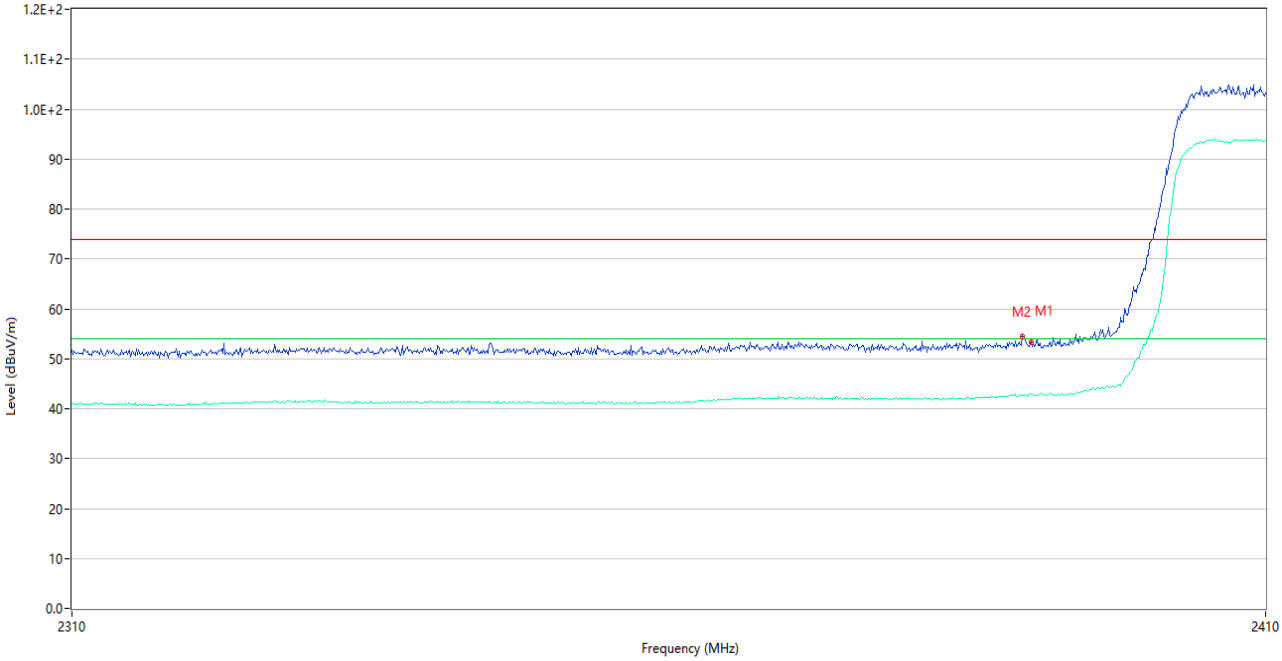

No.	Frequency (MHz)	Results (dBuV/m)	Factor (dB)	Limit (dBuV/m)	Margin (dB)	Detector	Table (Degree)	Height (cm)	Antenna	Verdict
1	2390.000	53.44	-3.73	74.0	20.56	Peak	325.58	150	Vertical	Pass
1**	2390.000	42.87	-3.73	54.0	11.13	AV	325.58	150	Vertical	Pass
2	2389.300	54.50	-3.69	74.0	19.50	Peak	346.00	150	Vertical	Pass
2**	2389.300	42.75	-3.69	54.0	11.25	AV	346.00	150	Vertical	Pass