wristcam

See it. Snap it. Share it.

What is Wristcam?

We’re building products and technology that elevate human experiences and completely transforms how we interact with the world around us.

Wristcam opens up new possibilities of what you can do with a wearable and brings you a radical new way to share in real-time straight from the wrist.

Table of Contents

QUICK SETUP	10
COMPLICATION SETUP	20
USING WRISTCAM	28
MESSAGING WITH WRISTCAM	36
CHARGING WRISTCAM	40
IMPORTANT SAFETY INFORMATION	50

Quick Setup.

TIME TO GET YOU UP AND RUNNING.

1. SELECT YOUR FIT

We have included two different size bands to support the perfect fit for your wrist.



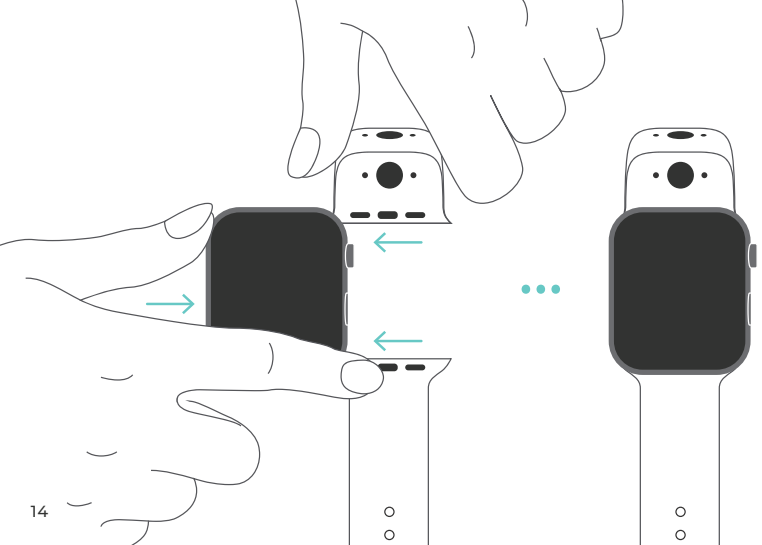

2. ATTACH OUR BAND

First, remove your existing band from your Apple Watch by pressing the button on the bottom of your watch.

Next, slide the camera-side of Wristcam band into the top of your Apple Watch until you feel/hear a small click and do the same for the other side.

3. DOWNLOAD OUR MOBILE APP

Use your phone to scan the QR code below or find us on the web at wristcam.com/app to download the *Wristcam Companion App*.





4. INSTALL OUR WATCH APP

Open Apple's *Watch* App on your phone, and click on *My Watch* tab. Scroll down to the *Installed on Apple Watch* section.

If you don't see Wristcam automatically installed, scroll further down to the *Available Apps* section to find it, and click *Install*.

See it on your watch face.

WRISTCAM COMPLICATION SET UP.

1. CUSTOMIZE WATCH FACE

The complications are about to get even more exciting!

Now you can add the Wristcam complication to your watch face giving you instant access to your favorite Wristcam features.

2. TURN ON YOUR WRISTCAM

Press the button on the Wristcam to turn it on.

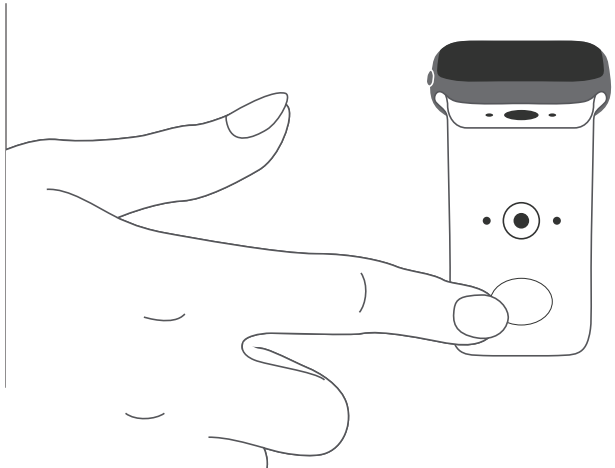

3. FOLLOW THE SETUP WIZARD

Open the *Wristcam Companion App* on your phone to set up your Wristcam.

Using Wristcam.

IT’S ALL IN THE WRIST.

1. LAUNCH OUR WATCH APP

From your wrist, open the Wristcam App through the App Launcher or watch face complication.

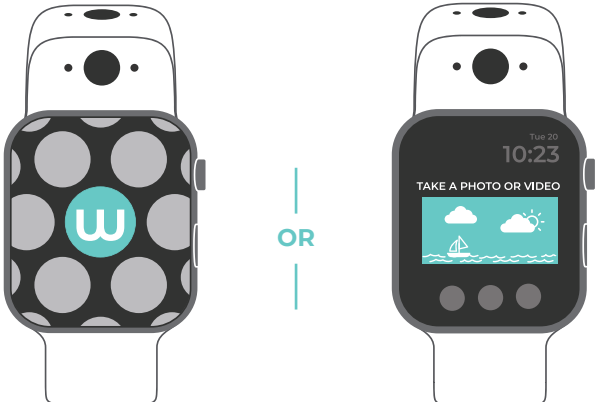

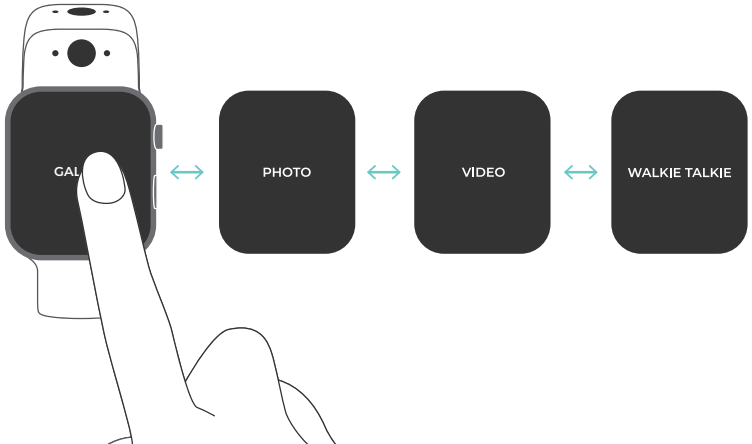

2. NAVIGATE THE APP

Swipe along your Apple Watch screen to switch between snapping photos, recording videos, sending/receiving your messages, and browsing your gallery.

3. CAPTURE YOUR WORLD

In Photo or Video mode, you can either *single tap* your screen or push the Wristcam's button to instantly capture a meaningful moment. *Double tap* to switch between cameras.

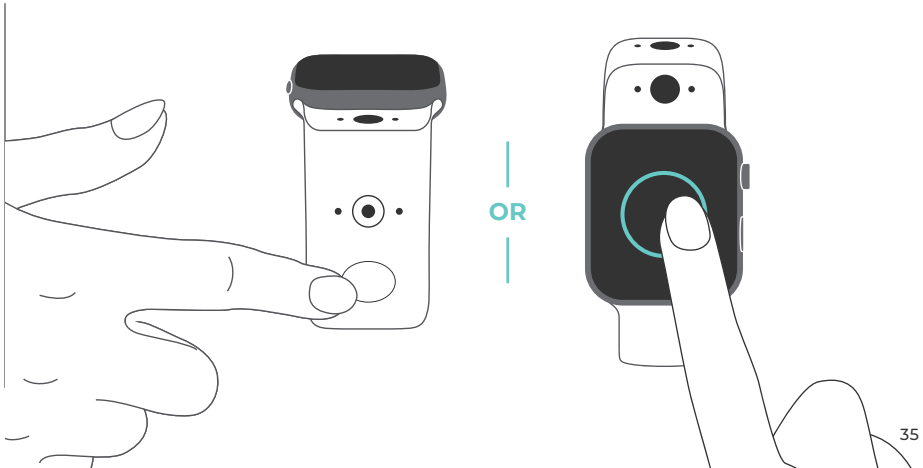

Messaging with Wristcam.

THE FUTURE OF MESSAGING AND COMMUNICATION.

RECORD YOUR MESSAGE

Counting you down from 3-2-1, record your message and share directly from your Wristcam and Apple Watch without missing a beat.

Charging Wristcam.

IT'S TIME TO JUICE IT UP.

1. CHECKING BATTERY ON THE WATCH

Immediately upon launch of the Wristcam Watch App, we will provide you with the current battery status of your Wristcam.

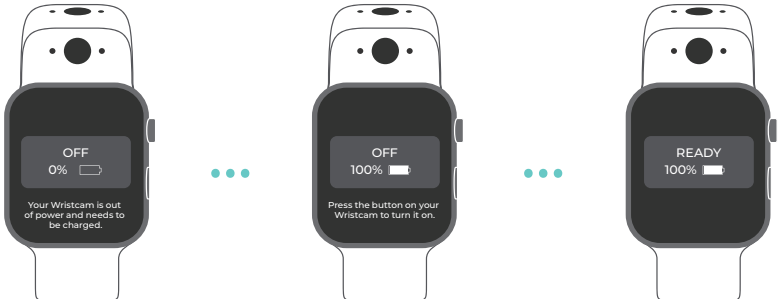

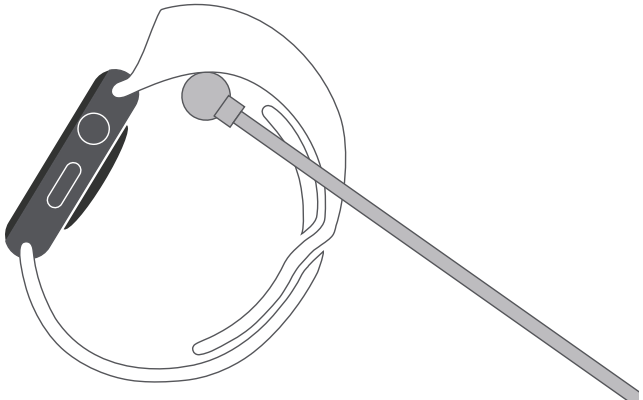

2. CHARGE IT

Using Wristcam's charging cable is easy. Simply line up the cable to the back side of the Wristcam and the magnets will do the rest for you.

NEED HELP TROUBLESHOOTING?

Visit us at wristcam.com/support

Stay connected.

Important safety information for Wristcam

Before using Wristcam, please review the Wristcam user guide and retain for future reference.

WARNING: Failure to comply with the following safety precautions can result in electric shock, personal harm, fire, or damage to Wristcam or other property. Review all the safety precautions below before using Wristcam.

HANDLING: Handle Wristcam with care. Wristcam contains sensitive electronic components and can be damaged if dropped, burned, punctured, or crushed. Wristcam may chip or crack if dropped or subjected to forceful impact. Avoid heavy exposure to dust or sand. Don't use a damaged Wristcam, as it may cause injury.

REPAIR: Do not open Wristcam or attempt to repair Wristcam on your own. Disassembling Wristcam may cause bodily harm, and degrade or impair water resistance. Should your Wristcam become damaged or malfunction, please contact Wristcam support so we may best assist. Visit wristcam.com/support for further information about service and repairs.

BATTERY: Do not attempt to replace the Wristcam battery on your own, as doing so may damage the battery, and cause overheating or injury. The lithium-ion battery in Wristcam should be serviced exclusively by Wristcam or an authorized service provider. When receiving service for a damaged or malfunctioning Wristcam battery, you may receive a replacement device or battery (instead of your original device). Batteries should always be recycled or disposed of safely and separately from household waste, and never incinerated. Visit wristcam.com/support for further information about battery service and recycling.

CHARGING: To charge your Wristcam, use only an approved Wristcam Power Adapter or genuine Apple Power Adapter in a well-ventilated area. Apple products ensure that they are either genuine Apple products or that they have been certified as Made for iPhone under the MFi program. Certified items come with the "Made for" logo on them and/or on their packaging. Using uncertified or counterfeit accessories may damage your Wristcam and/or adversely affect operation. Use of a damaged Power Cable or Power Adapter or attempting to charge Wristcam in the presence of moisture can result in electric shock, personal harm, fire, or damage to Wristcam or other property. Do not cover Wristcam with a blanket, pillow, or other covering while charging. If you have a physical condition that affects your ability to detect heat against the body, take special precautions and consult your physician prior to using Wristcam . Remove immedi-ately should Wristcam become hot or uncomfortable.

RADIO FREQUENCY EXPOSURE: Wristcam uses radio signals to connect to wireless networks.
Visit wristcam.com/support for further information about radio frequency (RF) energy resulting from radio signals and steps you can take to minimize exposure.

MEDICAL DEVICE INTERFERENCE: Wristcam contains components, including radios, that emit electromagnetic fields. Wristcam, and the Power Cable contain magnets. Electromagnetic fields and magnets can cause interference with medical devices, such as pacemakers and defibrillators. Consult your physician and medical device manufacturer for information specific to your medical device and whether you need to maintain a safe distance of separation between your medical device, Wristcam, and the Power Cable. Stop using Wristcam or the Power Cable immediately should you suspect any interference with a medical device.

EXPLOSIVE AND OTHER ATMOSPHERIC CONDITIONS: Avoid charging or using Wristcam in a potentially explosive environment, including but not limited to areas with high concentrations of flammable gases or substances such as grain, dust, or metal powder. Exposing Wristcam to environments having high concentrations of industrial chemicals, including near evaporating liquified gasses such as helium, may damage or impair Wristcam functions.

CHOKING HAZARD: Some Wristcam bands may present a choking hazard to small children. Please be mindful and exercise appropriate caution.

SKIN SENSITIVITIES: Some people may experience reactions to certain materials used in jewelry, watches, and other wearable items that are in prolonged contact with their skin. This can be due to allergies, environmental factors, extended exposure to irritants like soap, sweat, or other causes. You may be more likely to experience irritation from a wearable device if you have allergies or other sensitivities. If you have known skin sensitivities, please take special care when wearing Wristcam. One is more likely to experience irritation from wearing Wristcam if worn too tightly. Remove Wristcam periodically to allow your skin to breathe. Keeping Wristcam elements clean and dry will reduce the likelihood of skin irritation. If you experience redness, swelling, itchiness, or any other irritation or discomfort on your skin in close proximity to Wristcam, immediately remove the device and consult your physician before resuming wear. Continued use, even after symptoms subside, may result in renewed or increased irritation.

WRISTCAM ONE-YEAR LIMITED WARRANTY: Wristcam Inc. of San Mateo, California, U.S.A. ("Wristcam") warrants the Wristcam-branded hardware product and Wristcam-branded accessories contained in the original packaging ("Wristcam Product") against defects in materials and workmanship when used normally in accordance with

Wristcam's published guidelines for a period of ONE (1) YEAR from the date of original purchase by the end-user purchaser ("Warranty Period"). Wristcam's published guidelines include, but are not limited to, information contained in tech-nical specifications, user manuals and service communications. Wristcam does not warrant against normal wear and tear, nor damage caused by accident or abuse. Subject to the full terms and detailed information on obtaining service available at wristcam.com/support. Wristcam will choose to repair, replace, or refund your Wristcam at its sole discretion.

IC AND FCC COMPLIANCE STATEMENT: This device complies with the Industry Canada license-exempt RSS standards. This device complies with Part 15 of the FCC Rules. Operation is subject to the following two conditions: (1) this device may not cause harmful interference, and (2) this device must accept any interference received, including interference that may cause undesired operation.

(i) the device for operation in the band 5150-5250 MHz is only for indoor use to reduce the potential for harmful interference to co-channel mobile satellite systems;
(ii) the maximum antenna gain permitted for devices in the bands 5250-5350 MHz and 5470-5725 MHz shall comply with the e.i.r.p. limit; and
(iii) the maximum antenna gain permitted for devices in the band 5725-5825 MHz shall comply with the e.i.r.p. limits specified for point-to-point and non point-to-point operation as appropriate.

Users should also be advised that high-power radars are allocated as primary users (i.e. priority users) of the bands 5250-5350 MHz and 5650-5850 MHz and that these radars could cause interference and/or damage to LE-LAN devices.

Le présent appareil est conforme aux CNR d'Industrie Canada applicables aux appareils radioexempts de licence. L'exploitation est autorisée aux deux conditions suivantes: (1) l'appareil ne doit pas produire de brouillage, et (2) l'utilisateur de l'appareil doit accepter tout brouillage radioélectrique subi, même si le brouillage est susceptible d'en compromettre le fonctionnement.

(i)Les dispositifs fonctionnant dans la bande 5150-5250 MHz sont réservés uniquement pour une utilisation à l'intérieur afin de réduire les risques de brouillage préjudiciable aux systèmes de satellites mobiles utilisant les mêmes canaux.
(ii) le gain d'antenne maximal autorisé pour les appareils dans les bandes 5250-5350 MHz et 5470-5725 MHz doivent respecter le pire limiter; et
(iii) le gain d'antenne maximal autorisé pour les appareils dans la bande 5725-5825 MHz doivent respecter le pire limites spécifiées pour le point-à-point et l'exploitation non point à point, le cas échéant.

Les utilisateurs de radars de haute puissance sont désignés utilisateurs principaux (c.-à-d., qu'ils ont la priorité) pour les bandes 5250-5350 MHz et 5650-5850 MHz et que ces radars pourraient causer du brouillage et/ou des dommages aux dispositifs LAN-EL.

FCC Caution: Any changes or modification not expressly approved by the party responsible for compliance could void the user's authority to operate the equipment.

RF EXPOSURE Warning: This equipment complies with FCC/IC RSS-102 radiation exposure limits set forth for an uncontrolled environment.

Ce matériel est conforme aux limites de dose d'exposition aux rayonnements, FCC / CNR-102 énoncée dans un autre environnement.

EU DISPOSAL INFORMATION:

This symbol indicates that this product and/or battery should not be disposed of with household waste. When you decide to dispose of this product and/or its battery, do so in accordance with local environmental laws and guidelines. When this product reaches its end of life, take it to a collection point designated by local authorities. The separate collection and recycling of your product and/or its battery at the time of disposal will help conserve natural resources and ensure that it is recycled in a manner that protects human health and the environment.
Wristcam software must be installed on an iPhone and an Apple Watch in order to use device.

IMPORTANT: Please review all regulatory and safety information prior to use at **www.wristcam.com/support**
Regulatory information can also be found in the *Wristcam Companion Application* under *Settings* > *Legal & Regulatory* tab.