尺寸：100*80mm　　材质：80g书写纸　　印刷：黑白双面印刷　　折页：风琴折

Instruction Manual



K116

RF2.4GHz Wireless Keyboard

Thank you for purchasing and using K116 keyboard, please read this manual carefully, so that you can quickly understand and use this product.

Package includes:

1.Keyboard x1
2.Manual x1

Product description:

1.Power/Connection/ Caps indicator
2.Battery compartment
3.USB receiver（placed in the battery compartment）

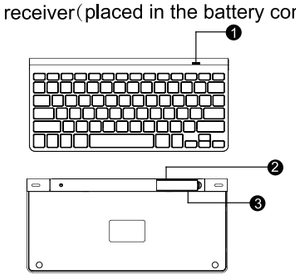

Product specification:

Interface type: USB 2.0
Multimedia keys: F1-F12 total 12 keys
Size: 284mm*134mm*18mm（L.W.H）
Number of keystrokes:>1 000 000 times
Operating voltage: 3V
Operation current: 0.6mA
Sleeping current: 3.3uA

Compatible systems:

Support Windows,Linux,macOS operating system. A few multimedia keys on the keyboard are not compatible with macOS.

Use of keyboard:

1.Open the battery compartment cover and put in two AAA batteries.

2.Take out the USB receiver and insert it into the USB interface of the computer.

3.The computer will automatically recognize and connect the keyboard, and then you can start using the keyboard.

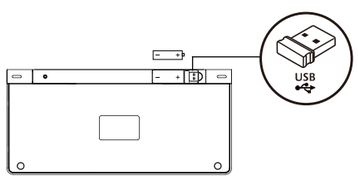

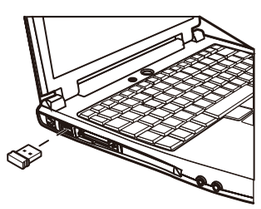

Key combination description:

Fn+F1:Media player
Fn+F2:Volume down
Fn+F3:Volume up
Fn+F4:Mute
Fn+F5:Previous
Fn+F6:Next
Fn+F7:Pause/Play
Fn+F8:Stop
Fn+F9:Open browser
Fn+F10: Open mailbox
Fn+F11:Open computer
Fn+F12:Bookmark the page

Precautions:

1. Avoid scratching by sharp tools.
2. Avoid extrusion, impact or bending.
3. Avoid sunlight, keep away from rain and fire.
4. Keep away from microwave and other radiation sources.
5. Keep away from oil, liquid and corrosive chemicals or other organic solvents.

Statement:

This device contains licence-exempt transmitter(s)/ receiver(s) that comply with Innovation, Science and Economic Development Canada's licence-exempt RSS(s). Operation is subject to the following two conditions:
(1) This device may not cause interference.
(2) This device must accept any interference, including interference that may cause undesired operation of the device.

This device complies with part 15 of the FCC Rules. Operation is subject to the following two conditions:
(1) this device may not cause harmful interference, and
(2) this device must accept any interference received, including interference that may cause undesired operation.
Any changes or modifications not expressly approved by the party responsible for compliance could void the user's authority to operate the equipment.
NOTE: This equipment has been tested and found to comply with the limits for a Class B digital device, pursuant to Part 15 of the FCC Rules. These limits are designed to provide reasonable protection against harmful interference in a residential installation. This equipment generates, uses and can radiate radio frequency energy and, if not installed and used in accordance with the instructions, may cause harmful interference to radio communications. However, there is no guarantee that interference will not occur in a particular installation.

If this equipment does cause harmful interference to radio or television reception,
which can be determined by turning the equipment off and on, the user is encouraged to try to correct the interference by one or more of the following measures:
-- Reorient or relocate the receiving antenna.
-- Increase the separation between the equipment and receiver.
-- Connect the equipment into an outlet on a circuit different from that to which the receiver is connected.
-- Consult the dealer or an experienced radio/TV technician for help.
The device has been evaluated to meet general RF exposure requirement. The device can be used in portable exposure condition without restriction