FCC Test Report

FCC ID	:	**2AW3T-6157-001**
Equipment	:	**AI Camera**
Brand Name	:	**Toshiba**
Model Name	:	**6157-001**
Applicant	:	**Toshiba Global Commerce Solutions, Inc. 3901 S Miami Blvd Durham, NC 27703 USA**
Manufacturer	:	**Toshiba Global Commerce Solutions, Inc. 3901 S Miami Blvd Durham, NC 27703 USA**
Standard	:	**47 CFR FCC Part 15.407**

The product was received on Jun. 24, 2020, and testing was started from Jul. 09, 2020 and completed on Aug. 27, 2020. We, SPORTON INTERNATIONAL INC. EMC & Wireless Communications Laboratory, would like to declare that the tested sample has been evaluated in accordance with the procedures given in ANSI C63.10-2013 and shown compliance with the applicable technical standards.

The test results in this report apply exclusively to the tested model / sample. Without written approval of SPORTON INTERNATIONAL INC. EMC & Wireless Communications Laboratory, the test report shall not be reproduced except in full.

Approved by: Allen Lin

SPORTON INTERNATIONAL INC. EMC & Wireless Communications Laboratory

No. 52, Huaya 1st Rd., Guishan Dist., Taoyuan City, Taiwan (R.O.C.)

Table of Contents

HISTORY OF THIS TEST REPORT 3

SUMMARY OF TEST RESULT 4

1 GENERAL DESCRIPTION 5

1.1 Information 5
1.2 Testing Applied Standards 7
1.3 Testing Location Information 7
1.4 Measurement Uncertainty 7

2 TEST CONFIGURATION OF EUT 8

2.1 Test Condition 8
2.2 Test Channel Mode 8
2.3 The Worst Case Measurement Configuration 9
2.4 Accessories 10
2.5 Support Equipment 10
2.6 Test Setup Diagram 11

3 TRANSMITTER TEST RESULT 12

3.1 AC Power-line Conducted Emissions 12
3.2 Emission Bandwidth 14
3.3 Maximum Conducted Output Power 15
3.4 Peak Power Spectral Density 17
3.5 Unwanted Emissions 19

4 TEST EQUIPMENT AND CALIBRATION DATA 23

APPENDIX A. TEST RESULTS OF AC POWER-LINE CONDUCTED EMISSIONS

APPENDIX B. TEST RESULTS OF EMISSION BANDWIDTH

APPENDIX C. TEST RESULTS OF MAXIMUM CONDUCTED OUTPUT POWER

APPENDIX D. TEST RESULTS OF PEAK POWER SPECTRAL DENSITY

APPENDIX E. TEST RESULTS OF UNWANTED EMISSIONS

APPENDIX F. TEST PHOTOS

PHOTOGRAPHS OF EUT V01

History of this test report

Report No.	Version	Description	Issued Date
FR040922AN	01	Initial issue of report	Sep. 03, 2020

Summary of Test Result

Report Clause	Ref. Std. Clause	Test Items	Result (PASS/FAIL)	Remark
1.1.2	15.203	Antenna Requirement	PASS	-
3.1	15.207	AC Power-line Conducted Emissions	PASS	-
3.2	15.407(a)	Emission Bandwidth	PASS	-
3.3	15.407(a)	Maximum Conducted Output Power	PASS	-
3.4	15.407(a)	Peak Power Spectral Density	PASS	-
3.5	15.407(b)	Unwanted Emissions	PASS	-

Declaration of Conformity:
The test results with all measurement uncertainty excluded are presented in accordance with the regulation limits or requirements declared by manufacturers.
Comments and explanations:
None

Reviewed by: Sam Tsai
Report Producer: Ann Hou

1 General Description

1.1 Information

1.1.1 RF General Information

Frequency Range (MHz)	IEEE Std. 802.11	Ch. Frequency (MHz)	Channel Number
5150-5250	a, n (HT20), ac (VHT20)	5180-5240	36-48 [4]
5725-5850		5745-5825	149-165 [5]
5150-5250	n (HT40), ac (VHT40)	5190-5230	38-46 [2]
5725-5850		5755-5795	151-159 [2]
5150-5250	ac (VHT80)	5210	42 [1]
5725-5850		5775	155 [1]

Band	Mode	BWch (MHz)	Nant
5.15-5.25GHz	802.11a	20	2TX
5.725-5.85GHz	802.11a	20	2TX
5.15-5.25GHz	802.11ac VHT20	20	2TX
5.725-5.85GHz	802.11ac VHT20	20	2TX
5.15-5.25GHz	802.11ac VHT40	40	2TX
5.725-5.85GHz	802.11ac VHT40	40	2TX
5.15-5.25GHz	802.11ac VHT80	80	2TX
5.725-5.85GHz	802.11ac VHT80	80	2TX

Note:
- 11a, HT20 and HT40 use a combination of OFDM-BPSK, QPSK, 16QAM, 64QAM modulation.
- VHT20, VHT40, VHT80 use a combination of OFDM-BPSK, QPSK, 16QAM, 64QAM, 256QAM modulation.
- BWch is the nominal channel bandwidth.

1.1.2 Antenna Information

Ant.	Brand	Model Name	Antenna Type	Connector
1	HILISIN	BTFA00280825GC1A01	PIFA	murata
2	INVAX	AN2450-3902BRS	Dipole	HIROSE

Ant.	Port	Gain (dBi)		
		2.4G	5G	BT
1	1	1.2	4.72	1.2
2	2	2	2.5	-

Note 1: The EUT has two antennas.

For 2.4GHz function:

For IEEE 802.11 b mode (1TX/1RX)

Support diversity function and pre-tested on each single chain, the worst case was Ant. 2(port 2) and it was record in this test report.

For IEEE 802.11 g/n mode (2TX/2RX)

Ant. 1 (port 1) and Ant. 2 (port 2) could transmit/receive simultaneously.

For BT function:

For IEEE 802.15.1 Bluetooth mode (1TX/1RX)

Ant. 1 (port 1) could transmit/receive.

For 5GHz function:

For IEEE 802.11 a/n/ac mode (2TX/2RX)

Ant. 1 (port 1) and Ant. 2 (port 2) could transmit/receive simultaneously.

1.1.3 EUT Information

Operational Condition				
EUT Power Type	From AC Adapter			
EUT Function	☐	Outdoor AP	☐	Indoor AP
	☐	Fixed P2P AP	☒	Indoor Client
Beamforming Function	☐	With beamforming	☒	Without beamforming

Type of EUT		
☒	Stand-alone	
☐	Combined (EUT where the radio part is fully integrated within another device)	
	Combined Equipment - Brand Name / Model No.:	…
☐	Plug-in radio (EUT intended for a variety of host systems)	
	Host System - Brand Name / Model No.:	
☐	Other:	

1.1.4 Mode Test Duty Cycle

Mode	DC	DCF(dB)	T(s)	VBW(Hz) ≥ 1/T
802.11a_Nss1,(6Mbps)_2TX	0.933	0.3	1.398m	1k
802.11ac VHT20_Nss1,(MCS0)_2TX	0.93	0.32	1.317m	1k
802.11ac VHT40_Nss1,(MCS0)_2TX	0.866	0.62	657.187u	3k
802.11ac VHT80_Nss1,(MCS0)_2TX	0.762	1.18	325.312u	10k

Note. If DC < 0.98, the DCF was added while measuring Output power and PSD.

1.2 Testing Applied Standards

According to the specifications of the manufacturer, the EUT must comply with the requirements of the following standards:

- 47 CFR FCC Part 15
- ANSI C63.10-2013
- KDB 789033 D02 v02r01

The following reference test guidance is not within the scope of accreditation of TAF:

- KDB 662911 D01 v02r01
- KDB 414788 D01 v01r01

1.3 Testing Location Information

Testing Location					
☒	HWA YA	ADD : No. 52, Huaya 1st Rd., Guishan Dist., Taoyuan City, Taiwan (R.O.C.)			
		TEL : 886-3-327-3456		FAX : 886-3-327-0973	
Test site Designation No. TW1190 with FCC.					
☐	JHUBEI	ADD : No.8, Ln. 724, Bo'ai St., Zhubei City, Hsinchu County, Taiwan (R.O.C.)			
		TEL : 886-3-656-9065		FAX : 886-3-656-9085	
Test site Designation No. TW0006 with FCC.					
☒	Wen Shan	ADD : No.14-1, Ln. 19, Wen 33rd St., Guishan Dist., Taoyuan City 333, Taiwan (R.O.C.)			
		TEL : 886-3-318-0787		FAX : 886-3-318-0287	
Test site Designation No. TW1097 with FCC.					

Test Condition	Test Site No.	Test Engineer	Test Environment	Test Date
AC Conduction	CO01-HY	Jeff	22.1~26.4°C / 51~63%	27/Aug/2020
RF Conducted	TH06-HY	Raven	22.7~23.8°C / 54~69%	29/Jul/2020
Radiated	03CH09-HY	Edward	21.8~23.7°C / 52~55%	09/Jul/2020~ 26/Aug/2020

1.4 Measurement Uncertainty

ISO/IEC 17025 requires that an estimate of the measurement uncertainties associated with the emissions test results be included in the report. The measurement uncertainties given below are based on a 95% confidence level (based on a coverage factor (k=2)

Test Items	Uncertainty	Remark
Conducted Emission (150kHz ~ 30MHz)	0.9 dB	Confidence levels of 95%
Radiated Emission (9kHz ~ 30MHz)	2.4 dB	Confidence levels of 95%
Radiated Emission (30MHz ~ 1,000MHz)	3.7 dB	Confidence levels of 95%
Radiated Emission (1GHz ~ 18GHz)	3.6 dB	Confidence levels of 95%
Radiated Emission (18GHz ~ 40GHz)	3.5 dB	Confidence levels of 95%
Conducted Emission	1.0 dB	Confidence levels of 95%
Temperature	0.41 °C	Confidence levels of 95%
Humidity	3.4 %	Confidence levels of 95%

2 Test Configuration of EUT

2.1 Test Condition

Condition Item	Abbreviation/Remark	Remark
TnomVnom	Tnom	20°C
-	Vnom	120V

2.2 Test Channel Mode

Test Software Version	Microsoft Windows Version 6.1

Mode	Power Setting
802.11a_Nss1,(6Mbps)_2TX	-
5180MHz	62
5200MHz	68
5240MHz	72
5745MHz	80
5785MHz	80
5825MHz	80
802.11ac VHT20_Nss1,(MCS0)_2TX	-
5180MHz	63
5200MHz	67
5240MHz	74
5745MHz	80
5785MHz	80
5825MHz	80
802.11ac VHT40_Nss1,(MCS0)_2TX	-
5190MHz	49
5230MHz	65
5755MHz	74
5795MHz	80
802.11ac VHT80_Nss1,(MCS0)_2TX	-
5210MHz	36
5775MHz	64

2.3 The Worst Case Measurement Configuration

The Worst Case Mode for Following Conformance Tests	
Tests Item	AC power-line conducted emissions
Condition	AC power-line conducted measurement for line and neutral
Operating Mode	CTX
1	Adapter mode

The Worst Case Mode for Following Conformance Tests	
Tests Item	Emission Bandwidth Maximum Conducted Output Power Peak Power Spectral Density
Test Condition	Conducted measurement at transmit chains

The Worst Case Mode for Following Conformance Tests	
Tests Item	Unwanted Emissions
Test Condition	Radiated measurement If EUT consist of multiple antenna assembly (multiple antenna are used in EUT regardless of spatial multiplexing MIMO configuration), the radiated test should be performed with highest antenna gain of each antenna type.
Operating Mode < 1GHz	CTX
1	Adapter mode
Operating Mode > 1GHz	CTX
Orthogonal Planes of EUT	**Z Plane**

2.4 Accessories

Accessories				
AC Adapter (EU Plug)	Brand Name	ADAPTER TECH	Model Name	ATS024T-P120
	Power Rating	I/P: 100-240Vac, 0.58A, O/P: 12Vdc, 2A		
	Power Cord	1.5 meter, shielded cable, with ferrite core		
Power Cable	Signal Line	1.8 meter, shielded cable, w/o ferrite core		

Reminder: Regarding to more detail and other information, please refer to user manual.

2.5 Support Equipment

Support Equipment – Conducted					
No.	**Equipment**	**Brand Name**	**Model Name**	**FCC ID**	**Remark**
1	Notebook	DELL	E5410	-	-
2	Adapter for NB	DELL	HA65NM130	-	-
3	AC Adapter	ADAPTER TECH	ATS024T-P120	-	Customer provide

2.6 Test Setup Diagram

Test Setup Diagram – AC Line Conducted Emission Test

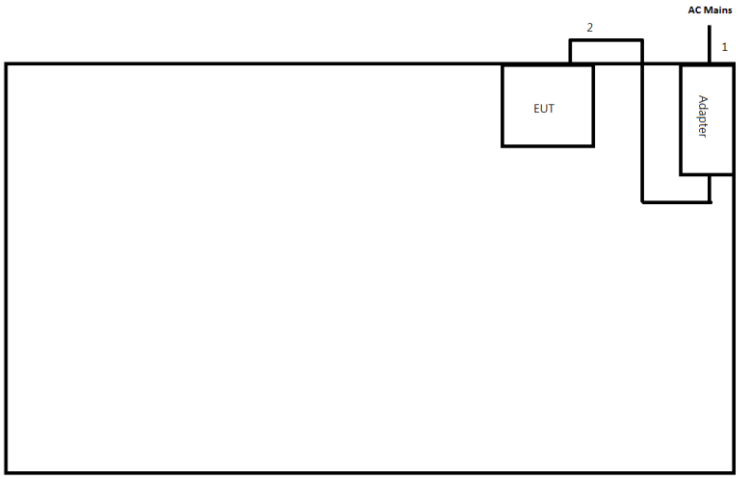

Item	Connection	Shielded	Length
1	AC Power cable	No	1.8 m
2	DC Power cable	No	1.5 m

Test Setup Diagram - Radiated Test

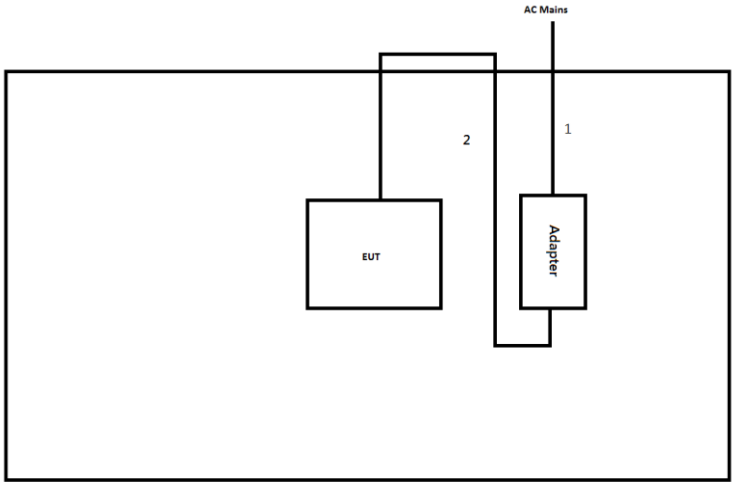

Item	Connection	Shielded	Length
1	AC Power cable	No	1.8 m
2	DC Power cable	No	1.5 m

3 Transmitter Test Result

3.1 AC Power-line Conducted Emissions

3.1.1 AC Power-line Conducted Emissions Limit

AC Power-line Conducted Emissions Limit		
Frequency Emission (MHz)	**Quasi-Peak**	**Average**
0.15-0.5	66 - 56 *	56 - 46 *
0.5-5	56	46
5-30	60	50
Note 1: * Decreases with the logarithm of the frequency.		

3.1.2 Measuring Instruments

Refer a test equipment and calibration data table in this test report.

3.1.3 Test Procedures

Test Method
☒ Refer as ANSI C63.10-2013, clause 6.2 for AC power-line conducted emissions.

3.1.4 Measurement Results Calculation

The measured Level is calculated using:
Corrected Reading: Raw(Read Level) +LISN(LISN Factor) + CL(Cable Loss) + AT(Attenuator).

3.1.5 Test Setup

AC Power-line Conducted Emissions

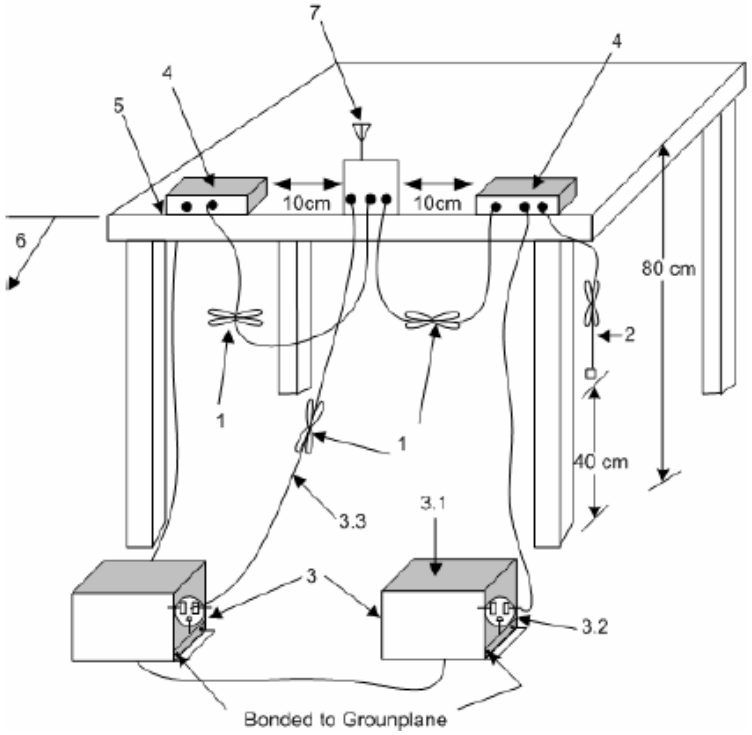

1—Interconnecting cables that hang closer than 40 cm to the ground plane shall be folded back and forth in the center forming a bundle 30 cm to 40 cm long.
2—The I/O cables that are not connected to an accessory shall be bundled in the center. The end of the cable may be terminated, if required, using the correct terminating impedance. The overall length shall not exceed 1 m.
3—EUT connected to one LISN. Unused LISN measuring port connectors shall be terminated in 50Ω loads. LISN may be placed on top of, or immediately beneath, reference ground plane.
3.1—All other equipment powered from additional LISN(s).
3.2—A multiple-outlet strip may be used for multiple power cords of non-EUT equipment.
3.3—LISN at least 80 cm from nearest part of EUT chassis.
4—Non-EUT components of EUT system being tested.
5—Rear of EUT, including peripherals, shall all be aligned and flush with edge of tabletop.
6—Edge of tabletop shall be 40 cm removed from a vertical conducting plane that is bonded to the ground plane.
7—Antenna can be integral or detachable. If detachable, then the antenna shall be attached for this test.

3.1.6 Test Result of AC Power-line Conducted Emissions

Refer as Appendix A

3.2 Emission Bandwidth

3.2.1 Emission Bandwidth Limit

Emission Bandwidth Limit
UNII Devices
☒ For the 5.15-5.25 GHz band, N/A
☐ For the 5.25-5.35 GHz band, N/A
☐ For the 5.47-5.725 GHz band, N/A
☒ For the 5.725-5.85 GHz band, 6 dB emission bandwidth ≥ 500kHz.

3.2.2 Measuring Instruments

Refer a test equipment and calibration data table in this test report.

3.2.3 Test Procedures

Test Method	
▪ For the emission bandwidth shall be measured using one of the options below:	
	☒ Refer as KDB 789033, clause C for EBW and clause D for OBW measurement.
	☐ Refer as ANSI C63.10, clause 6.9.3 for occupied bandwidth testing.
	☐ Refer as IC RSS-Gen, clause 6.7 for bandwidth testing.

3.2.4 Test Setup

Emission Bandwidth
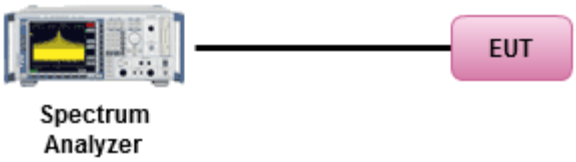

3.2.5 Test Result of Emission Bandwidth

Refer as Appendix B

3.3 Maximum Conducted Output Power

3.3.1 Maximum Conducted Output Power Limit

Maximum Conducted Output Power Limit	
UNII Devices	
☒	For the 5.15-5.25 GHz band:
	▪ Outdoor AP: the maximum conducted output power (P_{Out}) shall not exceed the lesser of 1 W. If G_{TX} > 6 dBi, then P_{Out} = 30 – (G_{TX} – 6). e.i.r.p. at any elevation angle above 30 degrees ≤ 125mW [21dBm]
	▪ Indoor AP: the maximum conducted output power (P_{Out}) shall not exceed the lesser of 1 W. If G_{TX} > 6 dBi, then P_{Out} = 30 – (G_{TX} – 6)
	▪ Point-to-point AP: the maximum conducted output power (P_{Out}) shall not exceed the lesser of 1 W If G_{TX} > 23 dBi, then P_{Out} = 30 – (G_{TX} – 23).
	▪ Mobile or Portable Client: the maximum conducted output power (P_{Out}) shall not exceed the lesser of 250 mW. If G_{TX} > 6 dBi, then P_{Out} = 24 – (G_{TX} – 6).
☐	For the 5.25-5.35 GHz band, the maximum conducted output power (P_{Out}) shall not exceed the lesser of 250 mW or 11 dBm + 10 log B, where B is the 26 dB emission bandwidth in MHz. If G_{TX} > 6 dBi, then P_{Out} = 24 – (G_{TX} – 6).
☐	For the 5.47-5.725 GHz band, the maximum conducted output power (P_{Out}) shall not exceed the lesser of 250 mW or 11 dBm + 10 log B, where B is the 26 dB emission bandwidth in MHz. If G_{TX} > 6 dBi, then P_{Out} = 24 – (G_{TX} – 6).
☒	For the 5.725-5.85 GHz band:
	▪ Point-to-multipoint systems (P2M): the maximum conducted output power (P_{Out}) shall not exceed the lesser of 1 W. If G_{TX} > 6 dBi, then P_{Out} = 30 – (G_{TX} – 6).
	▪ Point-to-point systems (P2P): the maximum conducted output power (P_{Out}) shall not exceed the lesser of 1 W.
P_{Out} = maximum conducted output power in dBm, **G_{TX}** = the maximum transmitting antenna directional gain in dBi.	

3.3.2 Measuring Instruments

Refer a test equipment and calibration data table in this test report.

3.3.3 Test Procedures

Test Method	
▪ Maximum Conducted Output Power	
	Duty cycle ≥ 98%
	☐ Refer as KDB 789033, clause E Method SA-2 (spectral trace averaging).
	Duty cycle < 98%
	☐ Refer as KDB 789033, clause E Method SA-2 Alt. (RMS detection with slow sweep speed)
	Wideband RF power meter and average over on/off periods with duty factor
	☒ Refer as KDB 789033, clause E Method PM (using an RF average power meter).
▪ For conducted measurement.	
	▪ If the EUT supports multiple transmit chains using options given below: Refer as KDB 662911, In-band power measurements. Using the measure-and-sum approach, measured all transmit ports individually. Sum the power (in linear power units e.g., mW) of all ports for each individual sample and save them.
	▪ If multiple transmit chains, EIRP calculation could be following as methods: $P_{total} = P_1 + P_2 + \ldots + P_n$ (calculated in linear unit [mW] and transfer to log unit [dBm]) $EIRP_{total} = P_{total} + DG$

3.3.4 Test Setup

RF Output Power (Power Meter)
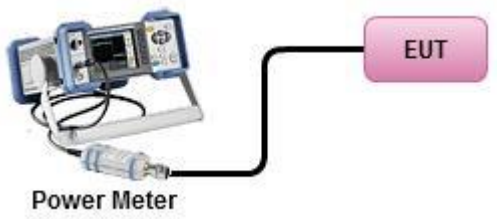

3.3.5 Test Result of Maximum Conducted Output Power

Refer as Appendix C

3.4 Peak Power Spectral Density

3.4.1 Peak Power Spectral Density Limit

Peak Power Spectral Density Limit	
UNII Devices	
☒	For the 5.15-5.25 GHz band:
	▪ Outdoor AP: the peak power spectral density (PPSD) shall not exceed the lesser of 17dBm/MHz. If G_{TX} > 6 dBi, then P_{Out} = 17 – (G_{TX} – 6).
	▪ Indoor AP: the peak power spectral density (PPSD) shall not exceed the lesser of 17dBm/MHz. If G_{TX} > 6 dBi, then P_{Out} = 17 – (G_{TX} – 6).
	▪ Point-to-point AP: the peak power spectral density (PPSD) shall not exceed the lesser of 17dBm/MHz. If G_{TX} > 23 dBi, then P_{Out} = 17 – (G_{TX} – 23).
	▪ Mobile or Portable Client: the peak power spectral density (PPSD) ≤ 11 dBm/MHz. If G_{TX} > 6 dBi, then PPSD= 11 – (G_{TX} – 6)..
☐	For the 5.25-5.35 GHz band, the peak power spectral density (PPSD) ≤ 11 dBm/MHz. If G_{TX} > 6 dBi, then PPSD= 11 – (G_{TX} – 6).
☐	For the 5.47-5.725 GHz band, the peak power spectral density (PPSD) ≤ 11 dBm/MHz. If G_{TX} > 6 dBi, then PPSD= 11 – (G_{TX} – 6).
☒	For the 5.725-5.85 GHz band:
	▪ Point-to-multipoint systems (P2M): the peak power spectral density (PPSD) ≤ 30 dBm/500kHz. If G_{TX} > 6 dBi, then PPSD= 30 – (G_{TX} – 6).
	▪ Point-to-point systems (P2P): the peak power spectral density (PPSD) ≤ 30 dBm/500kHz.
PPSD = peak power spectral density that he same method as used to determine the conducted output power shall be used to determine the power spectral density. And power spectral density in dBm/MHz **G_{TX}** = the maximum transmitting antenna directional gain in dBi.	

3.4.2 Measuring Instruments

Refer a test equipment and calibration data table in this test report.

3.4.3 Test Procedures

Test Method		
▪ Peak power spectral density procedures that the same method as used to determine the conducted output power shall be used to determine the peak power spectral density and use the peak search function on the spectrum analyzer to find the peak of the spectrum. For the peak power spectral density shall be measured using below options:		
	☐ Refer as KDB 789033, F)5) power spectral density can be measured using resolution bandwidths < 1 MHz provided that the results are integrated over 1 MHz bandwidth	
	Duty cycle ≥ 98%	
	☐ Refer as KDB 789033, clause E Method SA-2 (spectral trace averaging).	
	Duty cycle < 98%	
	☒ Refer as KDB 789033, clause E Method SA-2 Alt. (RMS detection with slow sweep speed)	
▪ For conducted measurement.		
	▪ If the EUT supports multiple transmit chains using options given below:	
		▪ Measure and sum the spectra across the outputs. Refer as KDB 662911, In-band power spectral density (PSD). Sample all transmit ports simultaneously using a spectrum analyzer for each transmit port. Where the trace bin-by-bin of each transmit port summing can be performed. (i.e., in the first spectral bin of output 1 is summed with that in the first spectral bin of output 2 and that from the first spectral bin of output 3, and so on up to the NTX output to obtain the value for the first frequency bin of the summed spectrum.). Add up the amplitude (power) values for the different transmit chains and use this as the new data trace.
	▪	If multiple transmit chains, EIRP PPSD calculation could be following as methods: $PPSD_{total} = PPSD_1 + PPSD_2 + \ldots + PPSD_n$ (calculated in linear unit [mW] and transfer to log unit [dBm]) $EIRP_{total} = PPSD_{total} + DG$

3.4.4 Test Setup

Power Spectral Density


3.4.5 Test Result of Peak Power Spectral Density

Refer as Appendix D

3.5 Unwanted Emissions

3.5.1 Transmitter Radiated Unwanted Emissions Limit

Unwanted emissions below 1 GHz and restricted band emissions above 1GHz limit			
Frequency Range (MHz)	**Field Strength (uV/m)**	**Field Strength (dBuV/m)**	**Measure Distance (m)**
0.009~0.490	2400/F(kHz)	48.5 - 13.8	300
0.490~1.705	24000/F(kHz)	33.8 - 23	30
1.705~30.0	30	29	30
30~88	100	40	3
88~216	150	43.5	3
216~960	200	46	3
Above 960	500	54	3

Note 1: Test distance for frequencies at or above 30 MHz, measurements may be performed at a distance other than the limit distance provided they are not performed in the near field and the emissions to be measured can be detected by the measurement equipment. When performing measurements at a distance other than that specified, the results shall be extrapolated to the specified distance using an extrapolation factor of 20 dB/decade (inverse of linear distance for field-strength measurements, inverse of linear distance-squared for power-density measurements).

Note 2: Test distance for frequencies at below 30 MHz, measurements may be performed at a distance closer than the EUT limit distance; however, an attempt should be made to avoid making measurements in the near field. When performing measurements below 30 MHz at a closer distance than the limit distance, the results shall be extrapolated to the specified distance by either making measurements at a minimum of two or more distances on at least one radial to determine the proper extrapolation factor or by using the square of an inverse linear distance extrapolation factor (40 dB/decade). The test report shall specify the extrapolation method used to determine compliance of the EUT.

Note 3: Using the distance of 1m during the test for above 18 GHz, and the test value to correct for the distance factor at 3m.

Un-restricted band emissions above 1GHz Limit	
Operating Band	**Limit**
5.15 - 5.25 GHz	e.i.r.p. -27 dBm [68.2 dBuV/m@3m]
5.25 - 5.35 GHz	e.i.r.p. -27 dBm [68.2 dBuV/m@3m]
5.47 - 5.725 GHz	e.i.r.p. -27 dBm [68.2 dBuV/m@3m]
5.725 - 5.85 GHz	5.650-5700 GHz: e.i.r.p. -27 ~ 10 dBm [68.2 ~ 105.2 dBuV/m@3m] 5.700-5720 GHz: e.i.r.p. 10 ~ 15.6 dBm [105.2 ~ 110.8 dBuV/m@3m] 5.720-5725 GHz: e.i.r.p. 15.6 ~ 27 dBm [110.8 ~ 122.2 dBuV/m@3m] 5.850-5.855 GHz: e.i.r.p. 27 ~ 15.6 dBm [122.2 ~ 110.8 dBuV/m@3m] 5.855-5.875 GHz: e.i.r.p. 15.6 ~ 10 dBm [110.8 ~ 105.2 dBuV/m@3m] 5.875-5.925 GHz: e.i.r.p. 10 ~ -27 dBm [105.2 ~ 68.2dBuV/m@3m] Other un-restricted band: e.i.r.p. -27 dBm [68.2 dBuV/m@3m]

Note 1: Measurements may be performed at a distance other than the limit distance provided they are not performed in the near field and the emissions to be measured can be detected by the measurement equipment. When performing measurements at a distance other than that specified, the results shall be extrapolated to the specified distance using an extrapolation factor of 20 dB/decade (inverse of linear distance for field-strength measurements, inverse of linear distance-squared for power-density measurements).

3.5.2 Measuring Instruments

Refer a test equipment and calibration data table in this test report.

3.5.3 Test Procedures

Test Method		
▪ Measurements may be performed at a distance other than the limit distance provided they are not performed in the near field and the emissions to be measured can be detected by the measurement equipment. Measurements shall not be performed at a distance greater than 30 m for frequencies above 30 MHz, unless it can be further demonstrated that measurements at a distance of 30 m or less are impractical. When performing measurements at a distance other than that specified, the results shall be extrapolated to the specified distance using an extrapolation factor of 20 dB/decade (inverse of linear distance for field-strength measurements, inverse of linear distance-squared for power-density measurements).		
▪ The average emission levels shall be measured in [duty cycle ≥ 98 or duty factor].		
▪ For the transmitter unwanted emissions shall be measured using following options below:		
	▪ Refer as KDB 789033, clause G)2) for unwanted emissions into non-restricted bands.	
	▪ Refer as KDB 789033, clause G)1) for unwanted emissions into restricted bands.	
		☒ Refer as KDB 789033, G)6) Method VB (ANSI C63.10, clause 4.1.4.2.3), Reduced VBW.
		☒ Refer as KDB 789033, clause G)5) (ANSI C63.10, clause 4.1.4.2.2), measurement procedure peak limit.
▪ For radiated measurement.		
	▪ Refer as ANSI C63.10, clause 6.4 for radiated emissions below 30 MHz and test distance is 3m.	
	▪ Refer as ANSI C63.10, clause 6.5 for radiated emissions 30 MHz to 1 GHz and test distance is 3m.	
	▪ Refer as ANSI C63.10, clause 6.6 for radiated emissions above 1GHz.	
▪ The any unwanted emissions level shall not exceed the fundamental emission level.		
▪ All amplitude of spurious emissions that are attenuated by more than 20 dB below the permissible value has no need to be reported.		
▪ Use the following spectrum analyzer settings:		
	▪ Set RBW=100 kHz for f < 1 GHz; VBW=3 * RBW; Sweep = auto; Detector function = peak; Trace = max hold.	
	▪ Set RBW = 1 MHz, VBW= 3MHz for f ≥ 1 GHz for peak measurement. For average measurement, refer as 1.1.4.	
▪ KDB 414788 Open-Field Test Sites and Chamber Correlation Justification.		
	▪ Based on FCC 15.31 (f) (2): measurements may be performed at a distance closer than that specified in regulations; however, an attempt should be made to avoid making measurements in the near field.	
	▪ Open-field site and chamber correlation testing had been performed and chamber measured test result is the worst case test result.	

3.5.4 Measurement Results Calculation

The measured Level is calculated using:
Corrected Reading: Raw(Read Level) + AF(Antenna Factor) + CL(Cable Loss) - PA(Preamp Factor)

3.5.5 Test Setup

Transmitter Radiated Unwanted Emissions

9kHz ~30MHz

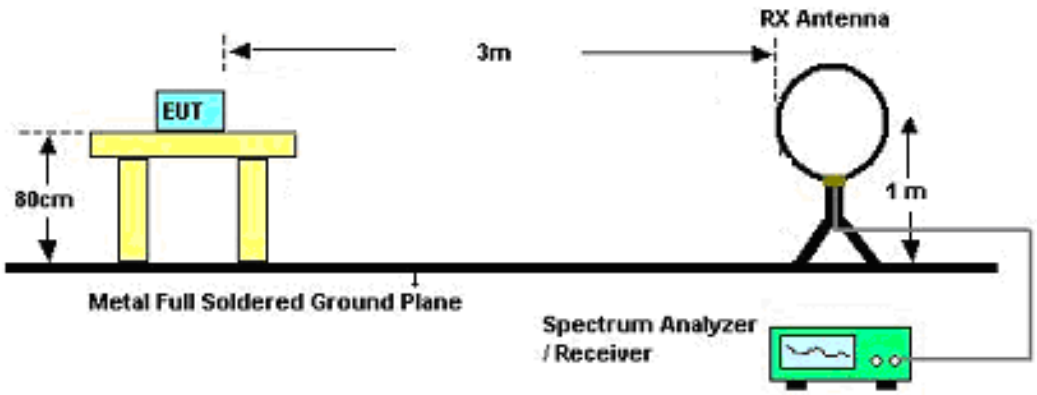

30MHz~1GHz

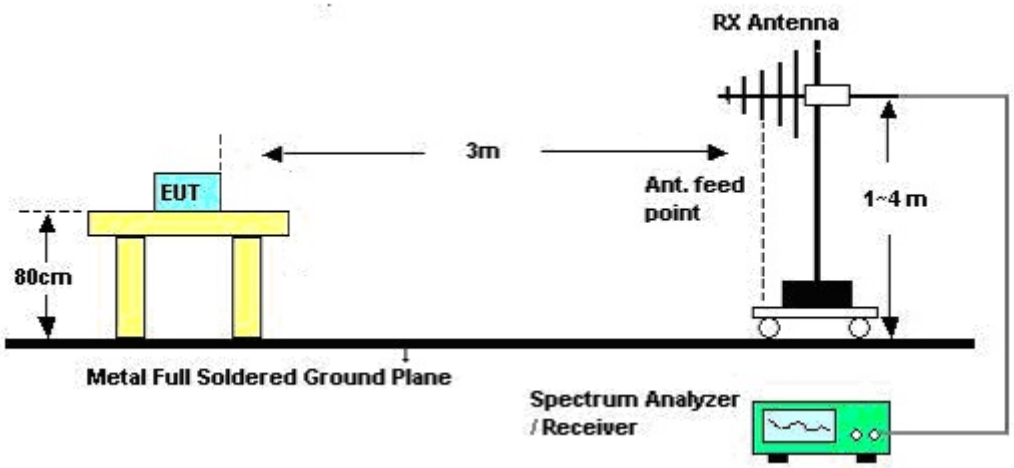

Above 1GHz

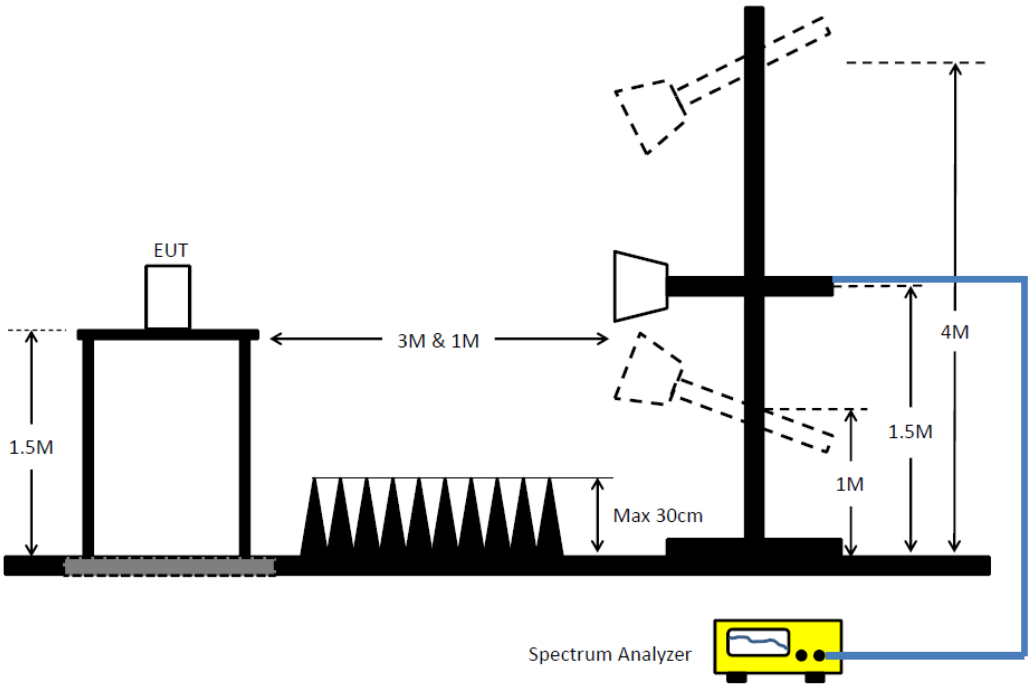

3.5.6 Transmitter Unwanted Emissions (Below 30MHz)

The amplitude of spurious emissions which are attenuated by more than 20dB below the permissible value has no need to be reported.

3.5.7 Test Result of Transmitter Unwanted Emissions

Refer as Appendix E

4 Test Equipment and Calibration Data

Instrument for AC Conduction

Instrument	Manufacturer	Model No.	Serial No.	Spec.	Calibration Date	Calibration Due Date
EMI Test Receiver	R&S	ESR3	102052	9kHz ~ 3.6GHz	09/Apr/2020	08/Apr/2021
Two-Line V Network (LISN)	R&S	ENV 216	101274	9kHz ~ 30MHz	10/Jun/2020	09/Jun/2021
Cable	MTJ	RG 142	CO01-cable-01	100kHz ~ 1GHz	13/Jul/2020	12/Jul/2021
Pulse Limiter	SCHWARZBECK	VTSD 9561F	9495	9kHz ~ 30MHz	24/Sep/2019	23/Sep/2020

NCR : Non-Calibration Require

Instrument for Conducted Test

Instrument	Manufacturer	Model No.	Serial No.	Spec.	Calibration Date	Calibration Due Date
Signal Analyzer	R&S	FSV 40	101029	10kHz ~ 40GHz	01/Oct/2019	30/Sep/2020
SMB100A Signal Generator	R&S	SMB100A03	181147	100kHz~40GHz	12/Nov/2018	11/Nov/2020
Pulse Sensor	Anritsu	MA2411B	1027452	300MHz~40GHz	18/Mar/2020	17/Mar/2021
Power Meter	Anritsu	ML2495A	1124009	300MHz~40GHz	18/Mar/2020	17/Mar/2021
Signal Analyzer	R&S	FSVA 3030	100903	10Hz ~ 30GHz	05/Aug/2019	04/Aug/2020

Instrument for Radiated Test

Instrument	Manufacturer	Model No.	Serial No.	Spec.	Calibration Date	Calibration Due Date
3m Semi Anechoic Chamber	TDK	SAC-3M	03CH09-HY	30MHz~1GHz 3m	27/Mar/2020	26/Mar/2021
3m Semi Anechoic Chamber	TDK	SAC-3M	03CH09-HY	1GHz~18GHz 3m	19/Mar/2020	18/Mar/2021
EXA Signal Analyzer	KEYSIGHT	N9010A	MY54200885	10Hz~44GHz	07/Aug/2019	06/Aug/2020
Amplifier	EMC	EMC9135	980232	9kHz~1GHz	14/Apr/2020	13/Apr/2021
Microwave Preamplifier	Keysight	83017A	MY53270197	1GHz~26.5GHz	27/Nov/2019	26/Nov/2020
Bilog Antenna & 5dB Attenuator	TESEQ & MTJ	CBL6111D&MTJ 6102-05	35418 & 3	30MHz~1GHz	30/Sep/2019	29/Sep/2020
Double Ridged Guide Horn Antenna	SCHWARZBECK	BBHA 9120 D	BBHA9120 D 1534	1GHz~18GHz	28/May/2020	27/May/2021
RF Cable-low	Jye Bao	RG142	CB031+324530/4	30MHz~1GHz	12/Feb/2020	11/Feb/2021
RF Cable-R03m	HUBER+ SUHNER	SUCOFLEX104	324530/4+17173/ 4	1GHz~40GHz	12/Feb/2020	11/Feb/2021
Broadband Horn Antenna	SCHWARZBECK	BBHA 9170	BBHA 9170221	18GHz~40GHz	13/Mar/2020	12/Mar/2021
Preamplifier	MITEQ	TTA1840-35-HG	1864481	18GHz~40GHz	10/Mar/2020	09/Mar/2021
Loop Antenna	TESEQ	HLA 6120	31244	9kHz~30MHz	16/Mar/2020	15/Mar/2021
EMI Test Receiver	R&S	ESR3	102051	9kHz~3.6GHz	29/May/2020	28/May/2021

Summary

Mode	Result	Type	Freq (Hz)	Level (dBuV)	Limit (dBuV)	Margin (dB)	Condition
Mode 1	Pass	AV	564.526k	32.07	46.00	-13.93	Neutral

Mode Configure

Mode	Result	Type	Freq (Hz)	Level (dBuV)	Limit (dBuV)	Margin (dB)	Condition	Comments
Mode 1	Pass	QP	160.533k	41.80	65.43	-23.63	Line	-
Mode 1	Pass	AV	160.533k	25.09	55.43	-30.34	Line	-
Mode 1	Pass	QP	199.949k	36.09	63.61	-27.52	Line	-
Mode 1	Pass	AV	199.949k	22.10	53.61	-31.51	Line	-
Mode 1	Pass	QP	562.277k	38.17	56.00	-17.83	Line	-
Mode 1	Pass	AV	562.277k	31.76	46.00	-14.24	Line	“Worst”
Mode 1	Pass	QP	2.424M	24.26	56.00	-31.74	Line	-
Mode 1	Pass	AV	2.424M	17.75	46.00	-28.25	Line	-
Mode 1	Pass	QP	3.322M	25.27	56.00	-30.73	Line	-
Mode 1	Pass	AV	3.322M	19.25	46.00	-26.75	Line	-
Mode 1	Pass	QP	13.065M	33.40	60.00	-26.60	Line	-
Mode 1	Pass	AV	13.065M	27.99	50.00	-22.01	Line	-
Mode 1	Pass	QP	150k	42.94	66.00	-23.06	Neutral	-
Mode 1	Pass	AV	150k	24.60	56.00	-31.40	Neutral	-
Mode 1	Pass	QP	189.08k	38.06	64.07	-26.01	Neutral	-
Mode 1	Pass	AV	189.08k	23.87	54.07	-30.20	Neutral	-
Mode 1	Pass	QP	564.526k	38.24	56.00	-17.76	Neutral	-
Mode 1	Pass	AV	564.526k	32.07	46.00	-13.93	Neutral	“Worst”
Mode 1	Pass	QP	2.433M	24.57	56.00	-31.43	Neutral	-
Mode 1	Pass	AV	2.433M	18.55	46.00	-27.45	Neutral	-
Mode 1	Pass	QP	6.575M	23.51	60.00	-36.49	Neutral	-
Mode 1	Pass	AV	6.575M	19.48	50.00	-30.52	Neutral	-
Mode 1	Pass	QP	12.858M	32.51	60.00	-27.49	Neutral	-
Mode 1	Pass	AV	12.858M	27.31	50.00	-22.69	Neutral	-

Conducted Emissions at Powerline_Mode 1

27/08/2020

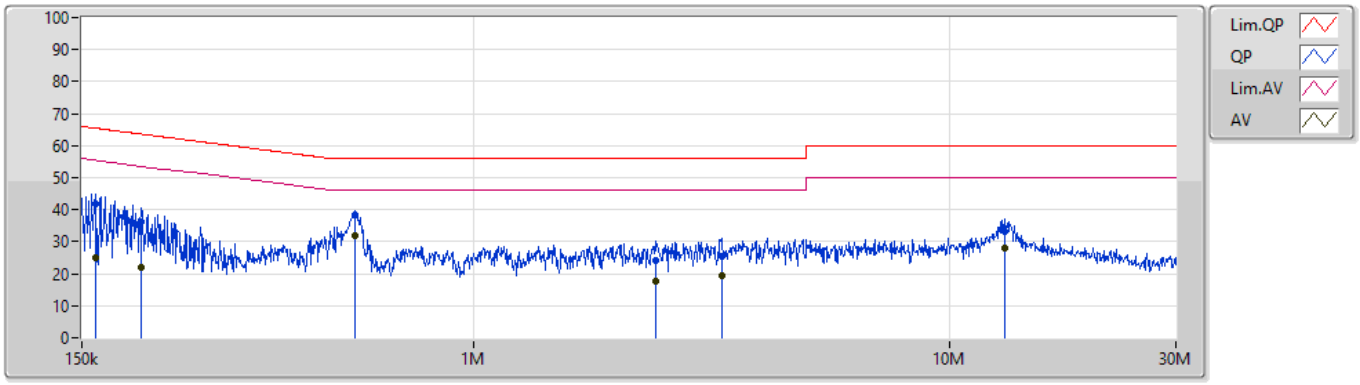

Type	Freq	Level	Limit	Margin	Factor	Condition	Comment	Raw	LISN	CL	AT
	(Hz)	(dBuV)	(dBuV)	(dB)	(dB)			(dBuV)	(dB)	(dB)	(dB)
QP	160.533k	41.80	65.43	-23.63	19.46	Line	-	22.34	9.68	0.02	9.76
AV	160.533k	25.09	55.43	-30.34	19.46	Line	-	5.63	9.68	0.02	9.76
QP	199.949k	36.09	63.61	-27.52	19.45	Line	-	16.64	9.67	0.02	9.76
AV	199.949k	22.10	53.61	-31.51	19.45	Line	-	2.65	9.67	0.02	9.76
QP	562.277k	38.17	56.00	-17.83	19.46	Line	-	18.71	9.67	0.03	9.76
AV	562.277k	31.76	46.00	-14.24	19.46	Line	"Worst"	12.30	9.67	0.03	9.76
QP	2.424M	24.26	56.00	-31.74	19.53	Line	-	4.73	9.68	0.09	9.76
AV	2.424M	17.75	46.00	-28.25	19.53	Line	-	-1.78	9.68	0.09	9.76
QP	3.322M	25.27	56.00	-30.73	19.55	Line	-	5.72	9.69	0.10	9.76
AV	3.322M	19.25	46.00	-26.75	19.55	Line	-	-0.30	9.69	0.10	9.76
QP	13.065M	33.40	60.00	-26.60	19.69	Line	-	13.71	9.70	0.22	9.77
AV	13.065M	27.99	50.00	-22.01	19.69	Line	-	8.30	9.70	0.22	9.77

Conducted Emissions at Powerline_Mode 1

27/08/2020

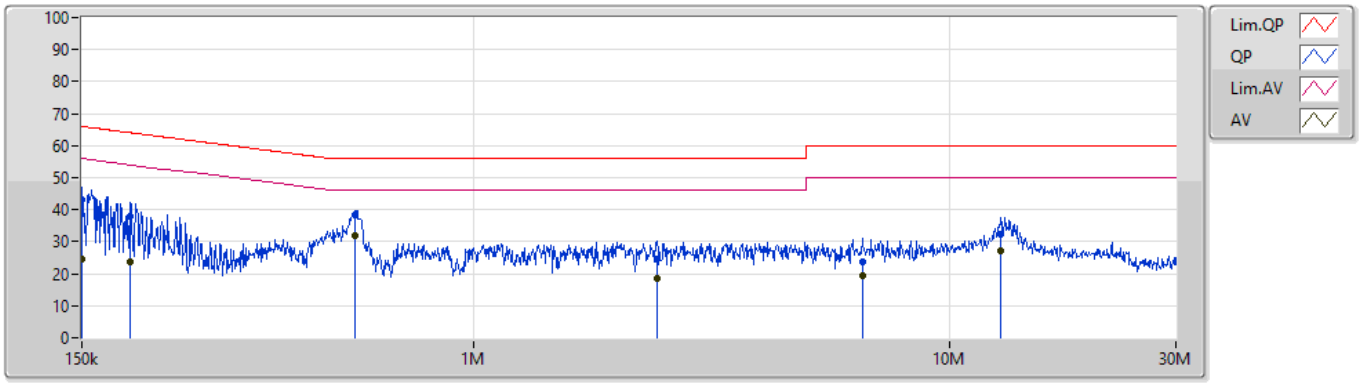

Type	Freq	Level	Limit	Margin	Factor	Condition	Comment	Raw	LISN	CL	AT
	(Hz)	(dBuV)	(dBuV)	(dB)	(dB)			(dBuV)	(dB)	(dB)	(dB)
QP	150k	42.94	66.00	-23.06	19.45	Neutral	-	23.49	9.67	0.02	9.76
AV	150k	24.60	56.00	-31.40	19.45	Neutral	-	5.15	9.67	0.02	9.76
QP	189.08k	38.06	64.07	-26.01	19.44	Neutral	-	18.62	9.66	0.02	9.76
AV	189.08k	23.87	54.07	-30.20	19.44	Neutral	-	4.43	9.66	0.02	9.76
QP	564.526k	38.24	56.00	-17.76	19.44	Neutral	-	18.80	9.65	0.03	9.76
AV	564.526k	32.07	46.00	-13.93	19.44	Neutral	"Worst"	12.63	9.65	0.03	9.76
QP	2.433M	24.57	56.00	-31.43	19.51	Neutral	-	5.06	9.66	0.09	9.76
AV	2.433M	18.55	46.00	-27.45	19.51	Neutral	-	-0.96	9.66	0.09	9.76
QP	6.575M	23.51	60.00	-36.49	19.61	Neutral	-	3.90	9.70	0.15	9.76
AV	6.575M	19.48	50.00	-30.52	19.61	Neutral	-	-0.13	9.70	0.15	9.76
QP	12.858M	32.51	60.00	-27.49	19.70	Neutral	-	12.81	9.72	0.21	9.77
AV	12.858M	27.31	50.00	-22.69	19.70	Neutral	-	7.61	9.72	0.21	9.77

Summary

Mode	Max-N dB (Hz)	Max-OBW (Hz)	ITU-Code	Min-N dB (Hz)	Min-OBW (Hz)
5.15-5.25GHz	-	-	-	-	-
802.11a_Nss1,(6Mbps)_2TX	36.9M	17.367M	17M4D1D	21.39M	16.528M
802.11ac VHT20_Nss1,(MCS0)_2TX	38.82M	18.471M	18M5D1D	23.07M	17.703M
802.11ac VHT40_Nss1,(MCS0)_2TX	69.66M	36.366M	36M4D1D	39.66M	36.174M
802.11ac VHT80_Nss1,(MCS0)_2TX	82.8M	75.802M	75M8D1D	82.32M	75.61M
5.725-5.85GHz	-	-	-	-	-
802.11a_Nss1,(6Mbps)_2TX	16.29M	21.329M	21M3D1D	16.05M	20.745M
802.11ac VHT20_Nss1,(MCS0)_2TX	17.55M	22.285M	22M3D1D	16.92M	21.133M
802.11ac VHT40_Nss1,(MCS0)_2TX	36.36M	51.718M	51M7D1D	35.94M	37.661M
802.11ac VHT80_Nss1,(MCS0)_2TX	75.24M	76.282M	76M3D1D	75.12M	76.186M

Max-N dB = Maximum 6dB down bandwidth for 5.725-5.85GHz band / Maximum 26dB down bandwidth for other band;
Max-OBW = Maximum99% occupied bandwidth;
Min-N dB = Minimum 6dB down bandwidth for 5.725-5.85GHz band / Maximum 26dB down bandwidth for other band;
Min-OBW = Minimum 99% occupied bandwidth;

Result

Mode	Result	Limit (Hz)	Port 1-N dB (Hz)	Port 1-OBW (Hz)	Port 2-N dB (Hz)	Port 2-OBW (Hz)
802.11a_Nss1,(6Mbps)_2TX	-	-	-	-	-	-
5180MHz	Pass	Inf	21.39M	16.528M	21.63M	16.552M
5200MHz	Pass	Inf	24.66M	16.756M	27.21M	16.589M
5240MHz	Pass	Inf	33.21M	16.936M	36.9M	17.367M
5745MHz	Pass	500k	16.26M	21.329M	16.26M	20.745M
5785MHz	Pass	500k	16.05M	21.16M	16.29M	21.097M
5825MHz	Pass	500k	16.05M	21.201M	16.29M	21.038M
802.11ac VHT20_Nss1,(MCS0)_2TX	-	-	-	-	-	-
5180MHz	Pass	Inf	23.94M	17.751M	23.07M	17.703M
5200MHz	Pass	Inf	26.31M	17.751M	25.2M	17.775M
5240MHz	Pass	Inf	38.82M	18.471M	34.2M	18.063M
5745MHz	Pass	500k	17.28M	21.469M	17.55M	22.141M
5785MHz	Pass	500k	17.52M	22.285M	17.34M	22.069M
5825MHz	Pass	500k	17.13M	21.661M	16.92M	21.133M
802.11ac VHT40_Nss1,(MCS0)_2TX	-	-	-	-	-	-
5190MHz	Pass	Inf	40.08M	36.174M	39.66M	36.27M
5230MHz	Pass	Inf	69.66M	36.366M	45.48M	36.222M
5755MHz	Pass	500k	35.94M	37.661M	36.3M	38.669M
5795MHz	Pass	500k	36.36M	51.43M	36.3M	51.718M
802.11ac VHT80_Nss1,(MCS0)_2TX	-	-	-	-	-	-
5210MHz	Pass	Inf	82.32M	75.802M	82.8M	75.61M
5775MHz	Pass	500k	75.12M	76.282M	75.24M	76.186M

Port X-N dB = Port **X** 6dB down bandwidth for 5.725-5.85GHz band / 26dB down bandwidth for other band
Port X-OBW = Port **X** 99% occupied bandwidth;

802.11a_Nss1,(6Mbps)_2TX EBW

5180MHz

29/07/2020

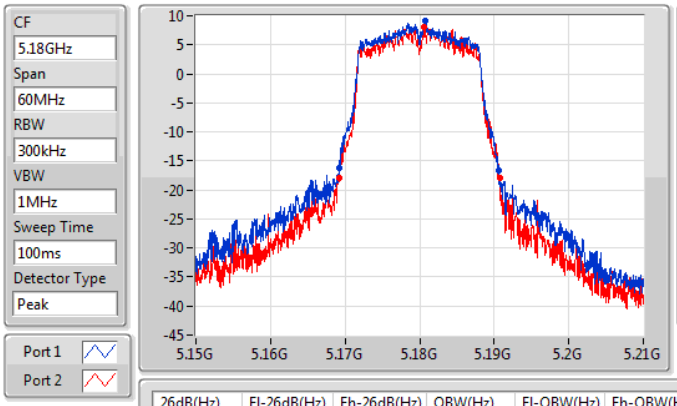

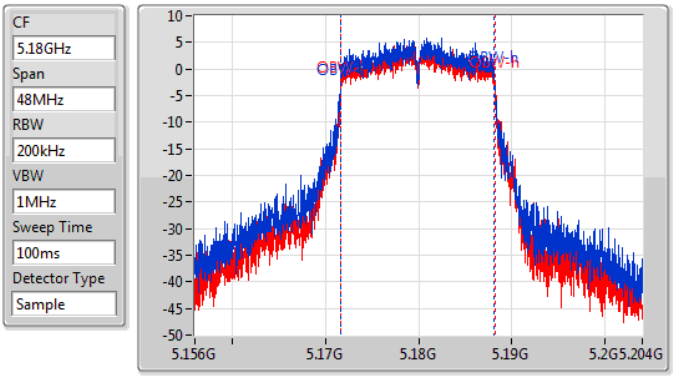

26dB(Hz)	Fl-26dB(Hz)	Fh-26dB(Hz)	OBW(Hz)	Fl-OBW(Hz)	Fh-OBW(Hz)	Limit(Hz)	Port
21.39M	5.1692G	5.19059G	16.528M	5.171628G	5.188156G	Inf	1
21.63M	5.16914G	5.19077G	16.552M	5.171652G	5.188204G	Inf	2

802.11a_Nss1,(6Mbps)_2TX EBW

5200MHz

29/07/2020

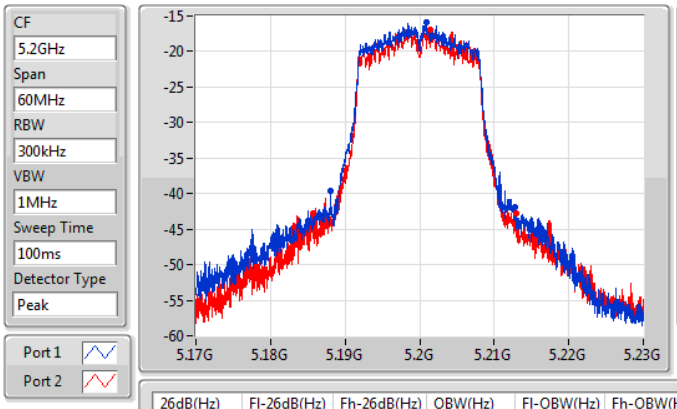

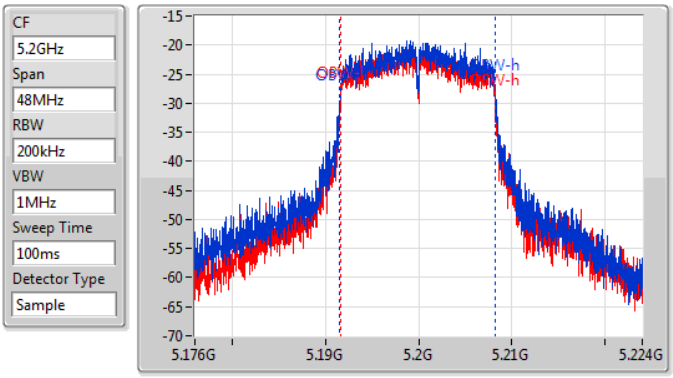

26dB(Hz)	Fl-26dB(Hz)	Fh-26dB(Hz)	OBW(Hz)	Fl-OBW(Hz)	Fh-OBW(Hz)	Limit(Hz)	Port
24.66M	5.18806G	5.21272G	16.756M	5.191516G	5.208272G	Inf	1
27.21M	5.18569G	5.2129G	16.589M	5.19162G	5.208209G	Inf	2

802.11a_Nss1,(6Mbps)_2TX EBW

5240MHz

29/07/2020

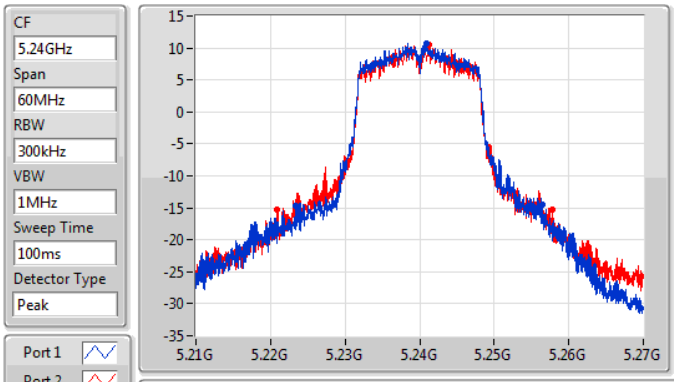

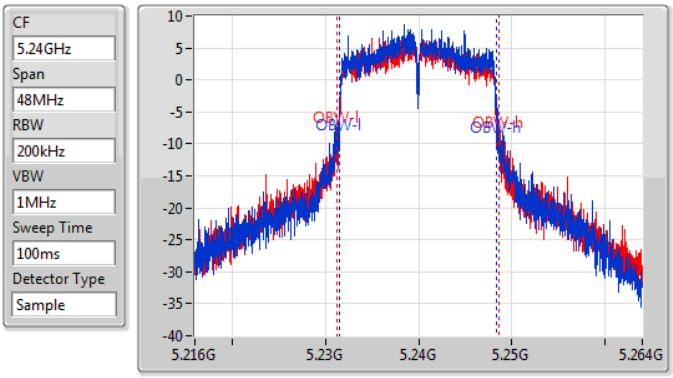

26dB(Hz)	Fl-26dB(Hz)	Fh-26dB(Hz)	OBW(Hz)	Fl-OBW(Hz)	Fh-OBW(Hz)	Limit(Hz)	Port
33.21M	5.22329G	5.2565G	16.936M	5.231484G	5.24842G	Inf	1
36.9M	5.22092G	5.25782G	17.367M	5.231196G	5.248564G	Inf	2

802.11a_Nss1,(6Mbps)_2TX EBW

5745MHz

29/07/2020

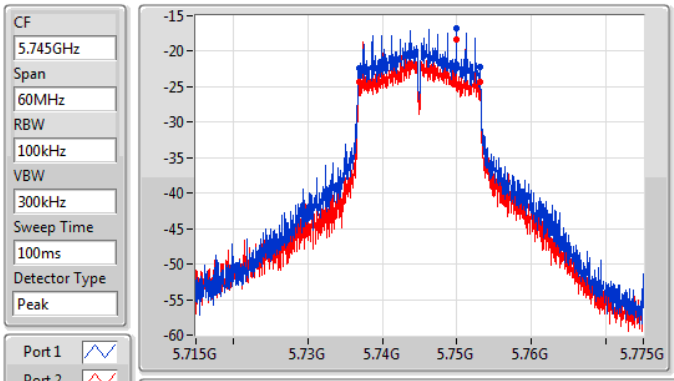

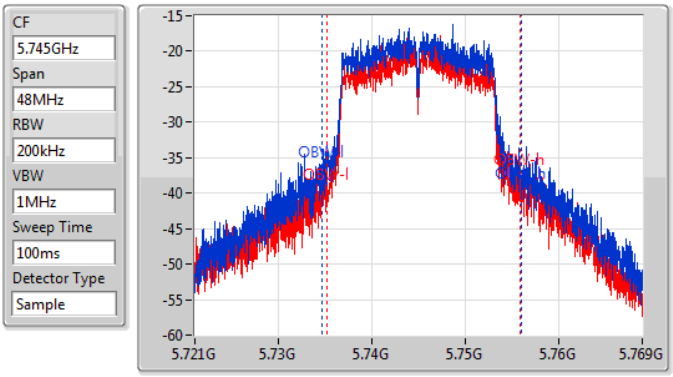

6dB(Hz)	Fl-6dB(Hz)	Fh-6dB(Hz)	OBW(Hz)	Fl-OBW(Hz)	Fh-OBW(Hz)	Limit(Hz)	Port
16.26M	5.73684G	5.7531G	21.329M	5.734667G	5.755996G	500k	1
16.26M	5.73684G	5.7531G	20.745M	5.7352G	5.755946G	500k	2

802.11a_Nss1,(6Mbps)_2TX EBW

5785MHz

29/07/2020

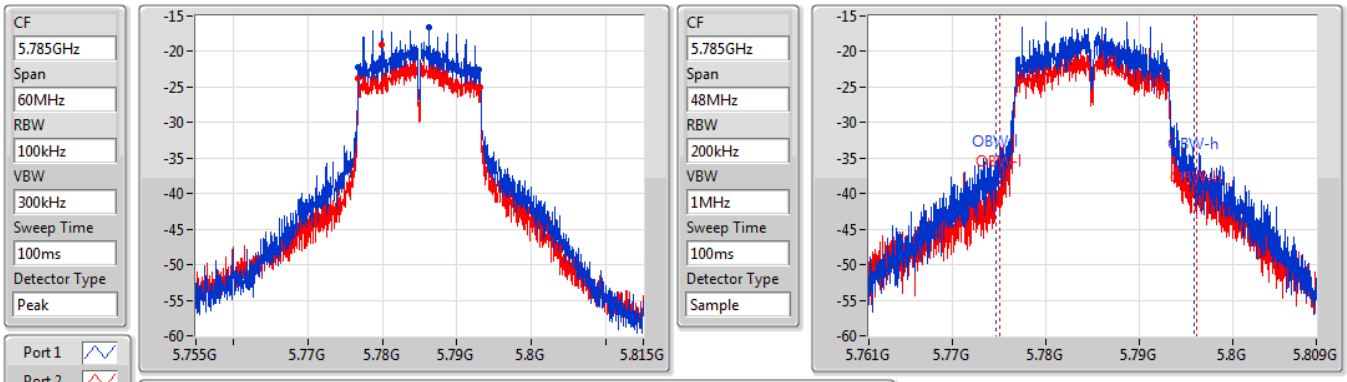

6dB(Hz)	Fl-6dB(Hz)	Fh-6dB(Hz)	OBW(Hz)	Fl-OBW(Hz)	Fh-OBW(Hz)	Limit(Hz)	Port
16.05M	5.77681G	5.79286G	21.16M	5.774695G	5.795855G	500k	1
16.29M	5.77681G	5.7931G	21.097M	5.775047G	5.796144G	500k	2

802.11a_Nss1,(6Mbps)_2TX EBW

5825MHz

29/07/2020

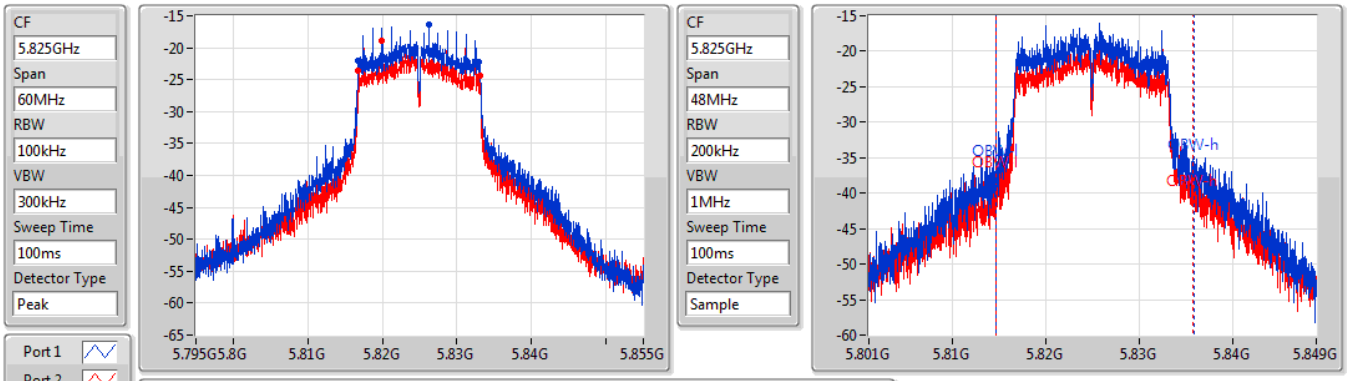

6dB(Hz)	Fl-6dB(Hz)	Fh-6dB(Hz)	OBW(Hz)	Fl-OBW(Hz)	Fh-OBW(Hz)	Limit(Hz)	Port
16.05M	5.81681G	5.83286G	21.201M	5.8147G	5.835901G	500k	1
16.29M	5.81681G	5.8331G	21.038M	5.814692G	5.83573G	500k	2

802.11ac VHT20_Nss1,(MCS0)_2TX EBW

5180MHz

29/07/2020

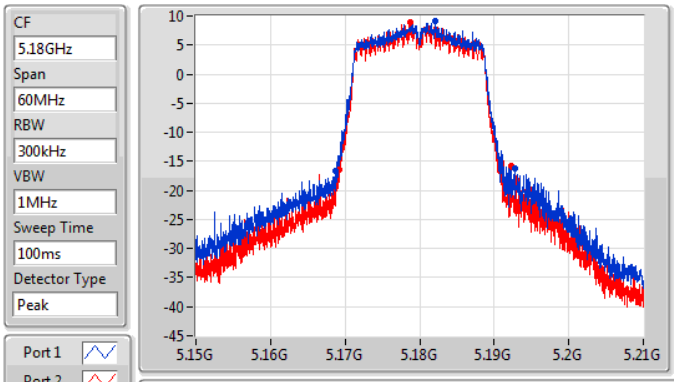

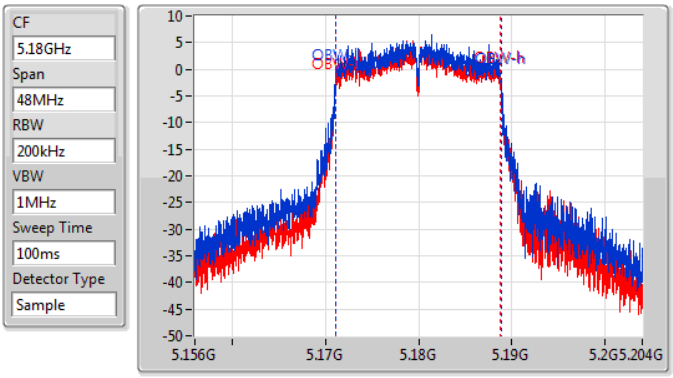

26dB(Hz)	Fl-26dB(Hz)	Fh-26dB(Hz)	OBW(Hz)	Fl-OBW(Hz)	Fh-OBW(Hz)	Limit(Hz)	Port
23.94M	5.16878G	5.19272G	17.751M	5.171076G	5.188828G	Inf	1
23.07M	5.1692G	5.19227G	17.703M	5.1711G	5.188804G	Inf	2

802.11ac VHT20_Nss1,(MCS0)_2TX EBW

5200MHz

29/07/2020

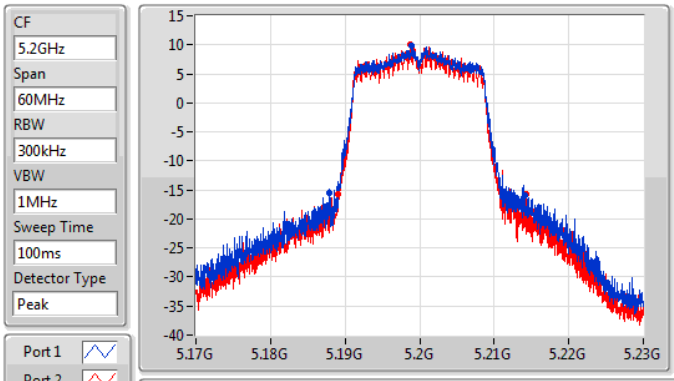

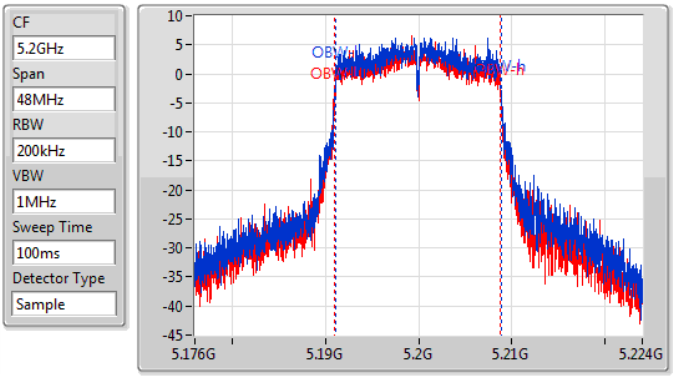

26dB(Hz)	Fl-26dB(Hz)	Fh-26dB(Hz)	OBW(Hz)	Fl-OBW(Hz)	Fh-OBW(Hz)	Limit(Hz)	Port
26.31M	5.18782G	5.21413G	17.751M	5.191076G	5.208828G	Inf	1
25.2M	5.18908G	5.21428G	17.775M	5.191028G	5.208804G	Inf	2

802.11ac VHT20_Nss1,(MCS0)_2TX EBW

5240MHz

29/07/2020

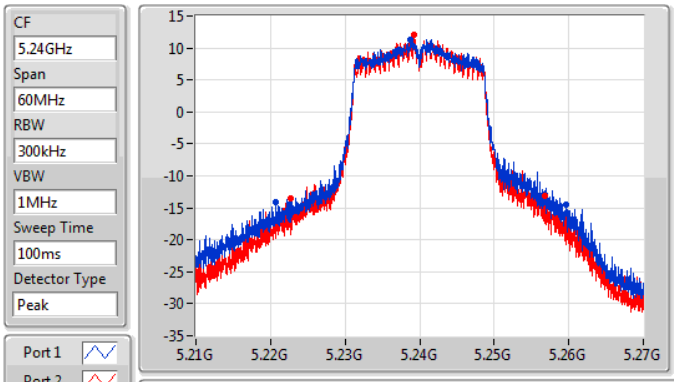

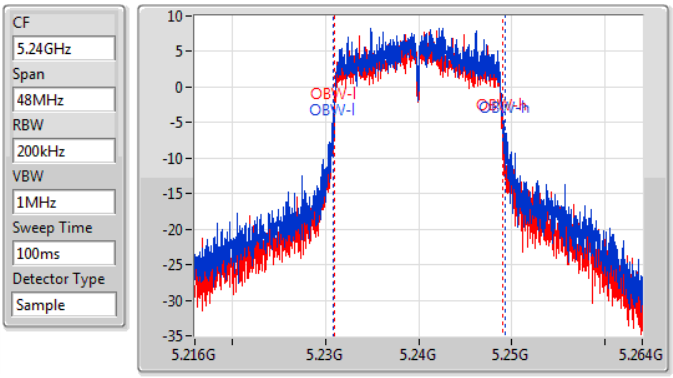

26dB(Hz)	Fl-26dB(Hz)	Fh-26dB(Hz)	OBW(Hz)	Fl-OBW(Hz)	Fh-OBW(Hz)	Limit(Hz)	Port
38.82M	5.22077G	5.25959G	18.471M	5.230837G	5.249307G	Inf	1
34.2M	5.22266G	5.25686G	18.063M	5.230909G	5.248972G	Inf	2

802.11ac VHT20_Nss1,(MCS0)_2TX EBW

5745MHz

29/07/2020

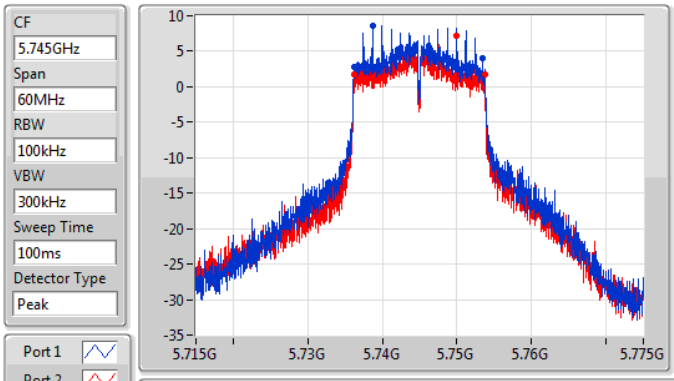

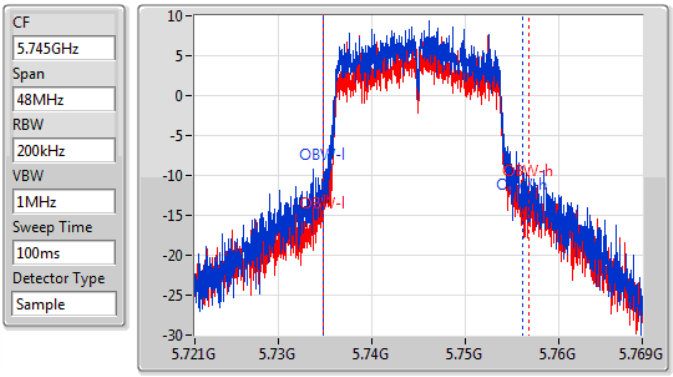

6dB(Hz)	Fl-6dB(Hz)	Fh-6dB(Hz)	OBW(Hz)	Fl-OBW(Hz)	Fh-OBW(Hz)	Limit(Hz)	Port
17.28M	5.73618G	5.75346G	21.469M	5.734757G	5.756226G	500k	1
17.55M	5.73618G	5.75373G	22.141M	5.734733G	5.756874G	500k	2

802.11ac VHT20_Nss1,(MCS0)_2TX EBW

5785MHz

29/07/2020

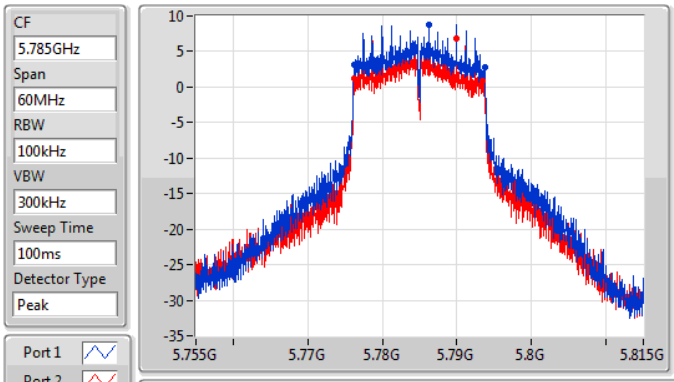

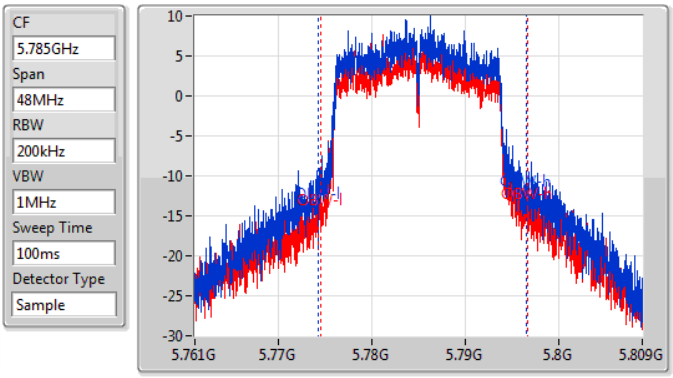

6dB(Hz)	Fl-6dB(Hz)	Fh-6dB(Hz)	OBW(Hz)	Fl-OBW(Hz)	Fh-OBW(Hz)	Limit(Hz)	Port
17.52M	5.77618G	5.7937G	22.285M	5.774229G	5.796514G	500k	1
17.34M	5.77615G	5.79349G	22.069M	5.774565G	5.796634G	500k	2

802.11ac VHT20_Nss1,(MCS0)_2TX EBW

5825MHz

29/07/2020

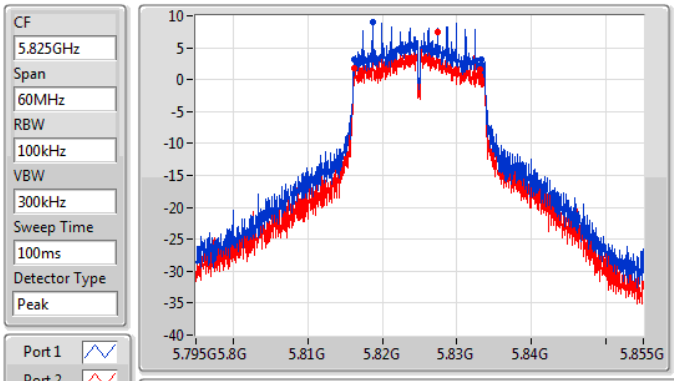

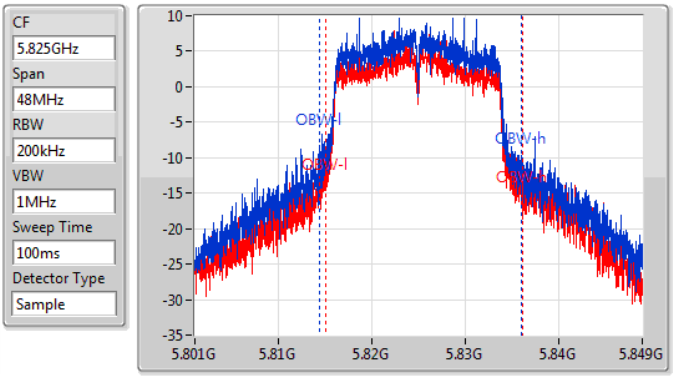

6dB(Hz)	Fl-6dB(Hz)	Fh-6dB(Hz)	OBW(Hz)	Fl-OBW(Hz)	Fh-OBW(Hz)	Limit(Hz)	Port
17.13M	5.81618G	5.83331G	21.661M	5.814421G	5.836082G	500k	1
16.92M	5.81618G	5.8331G	21.133M	5.814997G	5.83613G	500k	2

802.11ac VHT40_Nss1,(MCS0)_2TX EBW

5190MHz

29/07/2020

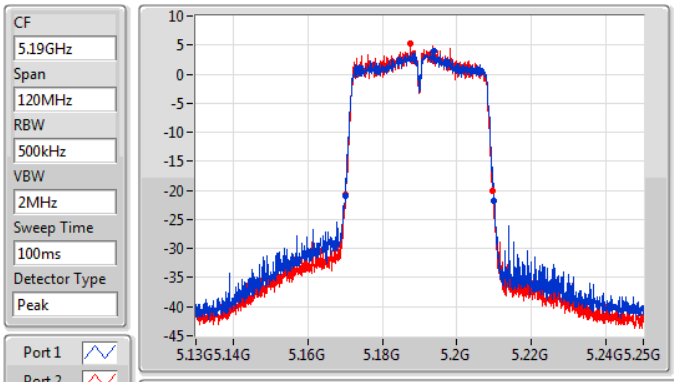

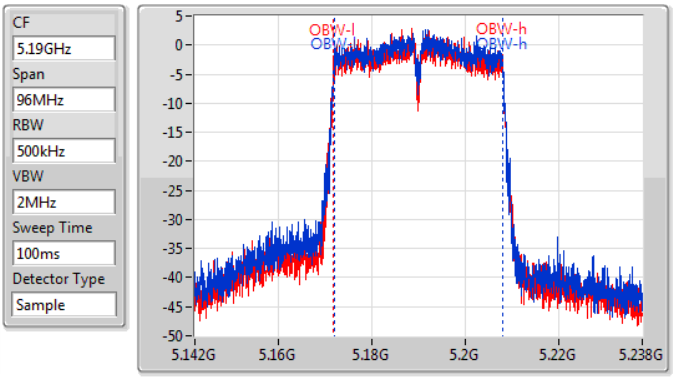

26dB(Hz)	Fl-26dB(Hz)	Fh-26dB(Hz)	OBW(Hz)	Fl-OBW(Hz)	Fh-OBW(Hz)	Limit(Hz)	Port
40.08M	5.16996G	5.21004G	36.174M	5.171817G	5.207991G	Inf	1
39.66M	5.17002G	5.20968G	36.27M	5.171769G	5.208039G	Inf	2

802.11ac VHT40_Nss1,(MCS0)_2TX EBW

5230MHz

29/07/2020

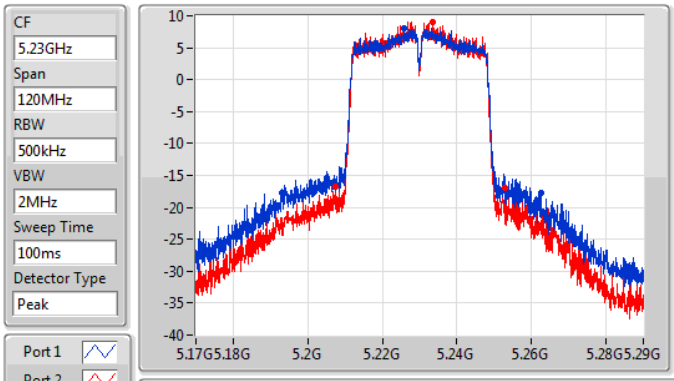

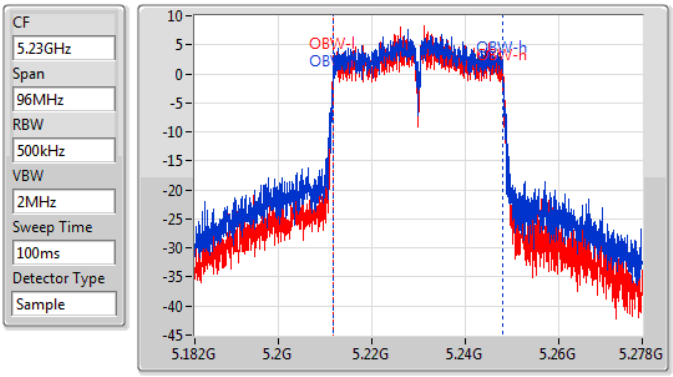

26dB(Hz)	Fl-26dB(Hz)	Fh-26dB(Hz)	OBW(Hz)	Fl-OBW(Hz)	Fh-OBW(Hz)	Limit(Hz)	Port
69.66M	5.19292G	5.26258G	36.366M	5.211673G	5.248039G	Inf	1
45.48M	5.20732G	5.2528G	36.222M	5.211769G	5.247991G	Inf	2

802.11ac VHT40_Nss1,(MCS0)_2TX

EBW

5755MHz

29/07/2020

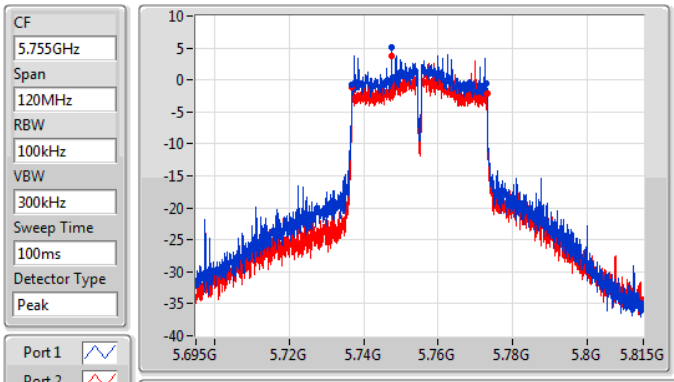

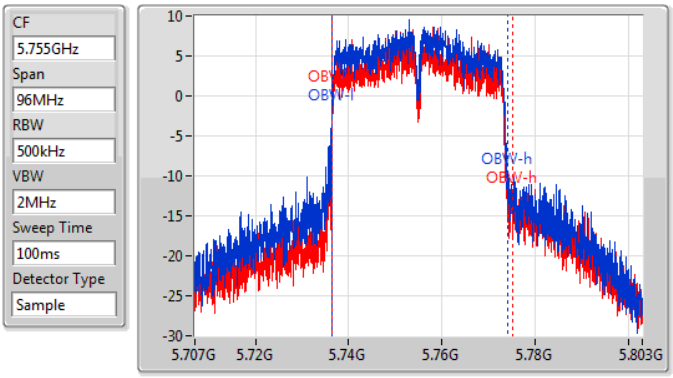

6dB(Hz)	Fl-6dB(Hz)	Fh-6dB(Hz)	OBW(Hz)	Fl-OBW(Hz)	Fh-OBW(Hz)	Limit(Hz)	Port
35.94M	5.73682G	5.77276G	37.661M	5.736337G	5.773999G	500k	1
36.3M	5.73682G	5.77312G	38.669M	5.736529G	5.775198G	500k	2

802.11ac VHT40_Nss1,(MCS0)_2TX

EBW

5795MHz

29/07/2020

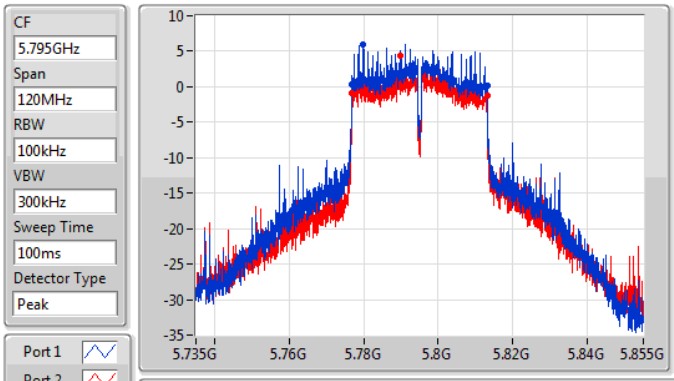

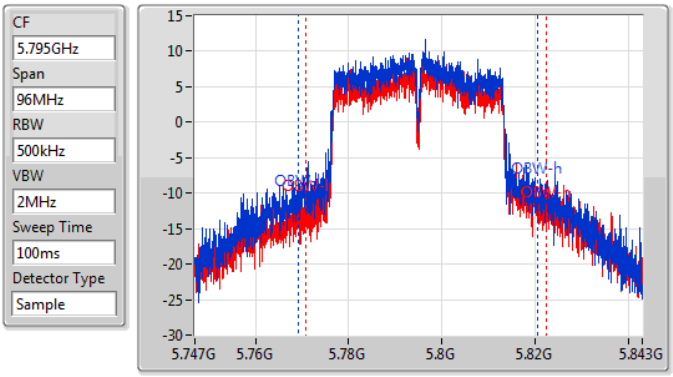

6dB(Hz)	Fl-6dB(Hz)	Fh-6dB(Hz)	OBW(Hz)	Fl-OBW(Hz)	Fh-OBW(Hz)	Limit(Hz)	Port
36.36M	5.77676G	5.81312G	51.43M	5.769237G	5.820667G	500k	1
36.3M	5.77682G	5.81312G	51.718M	5.77082G	5.822538G	500k	2

802.11ac VHT80_Nss1,(MCS0)_2TX EBW

5210MHz

29/07/2020

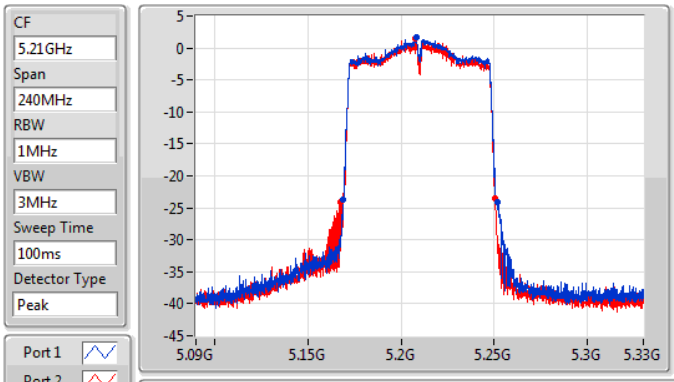

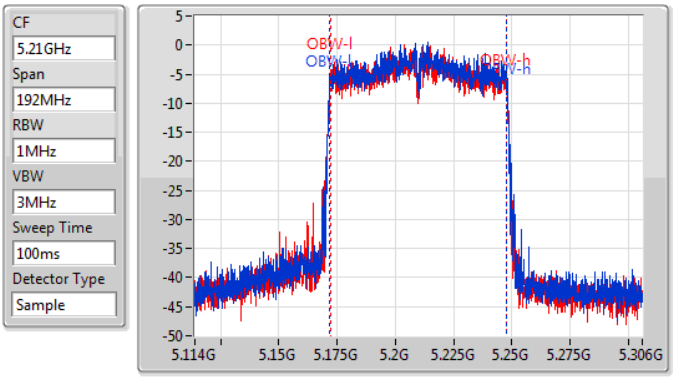

26dB(Hz)	Fl-26dB(Hz)	Fh-26dB(Hz)	OBW(Hz)	Fl-OBW(Hz)	Fh-OBW(Hz)	Limit(Hz)	Port
82.32M	5.1692G	5.25152G	75.802M	5.172003G	5.247805G	Inf	1
82.8M	5.16776G	5.25056G	75.61M	5.172099G	5.247709G	Inf	2

802.11ac VHT80_Nss1,(MCS0)_2TX EBW

5775MHz

29/07/2020

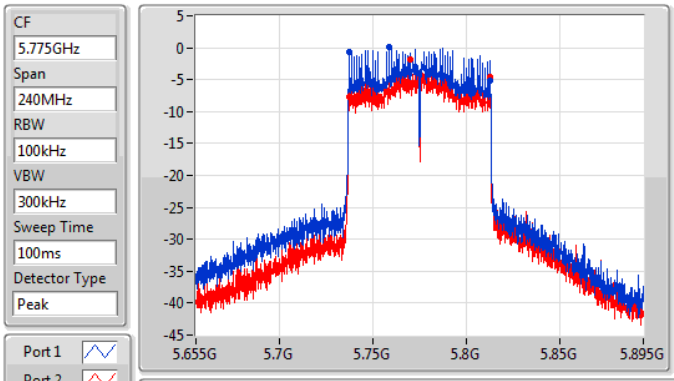

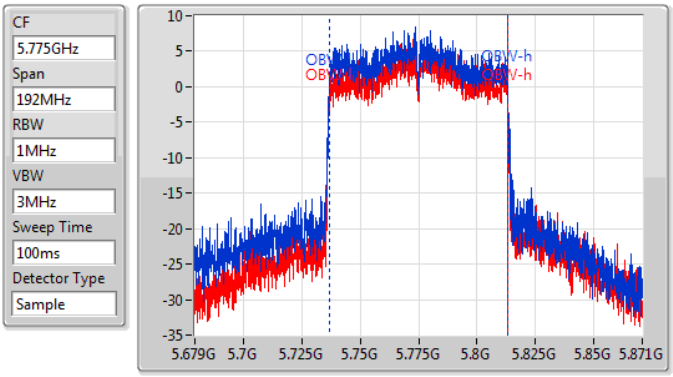

6dB(Hz)	Fl-6dB(Hz)	Fh-6dB(Hz)	OBW(Hz)	Fl-OBW(Hz)	Fh-OBW(Hz)	Limit(Hz)	Port
75.12M	5.73744G	5.81256G	76.282M	5.736715G	5.812997G	500k	1
75.24M	5.73732G	5.81256G	76.186M	5.736811G	5.812997G	500k	2

Summary

Mode	Total Power (dBm)	Total Power (W)	EIRP (dBm)	EIRP (W)
5.15-5.25GHz	-	-	-	-
802.11a_Nss1,(6Mbps)_2TX	20.25	0.10593	24.97	0.31405
802.11ac VHT20_Nss1,(MCS0)_2TX	20.76	0.11912	25.48	0.35318
802.11ac VHT40_Nss1,(MCS0)_2TX	18.42	0.06950	23.14	0.20606
802.11ac VHT80_Nss1,(MCS0)_2TX	11.35	0.01365	16.07	0.04046
5.725-5.85GHz	-	-	-	-
802.11a_Nss1,(6Mbps)_2TX	20.90	0.12303	25.62	0.36475
802.11ac VHT20_Nss1,(MCS0)_2TX	21.02	0.12647	25.74	0.37497
802.11ac VHT40_Nss1,(MCS0)_2TX	21.37	0.13709	26.09	0.40644
802.11ac VHT80_Nss1,(MCS0)_2TX	18.22	0.06637	22.94	0.19679

Result

Mode	Result	DG (dBi)	Port 1 (dBm)	Port 2 (dBm)	Total Power (dBm)	Power Limit (dBm)	EIRP (dBm)	EIRP Limit (dBm)
802.11a_Nss1,(6Mbps)_2TX	-	-	-	-	-	-	-	-
5180MHz	Pass	4.72	15.46	14.56	18.04	23.98	22.76	30.00
5200MHz	Pass	4.72	16.93	16.05	19.52	23.98	24.24	30.00
5240MHz	Pass	4.72	17.62	16.82	20.25	23.98	24.97	30.00
5745MHz	Pass	4.72	18.68	16.89	20.89	30.00	25.61	36.00
5785MHz	Pass	4.72	18.78	16.77	20.90	30.00	25.62	36.00
5825MHz	Pass	4.72	18.70	16.60	20.79	30.00	25.51	36.00
802.11ac VHT20_Nss1,(MCS0)_2TX	-	-	-	-	-	-	-	-
5180MHz	Pass	4.72	15.58	14.77	18.20	23.98	22.92	30.00
5200MHz	Pass	4.72	16.48	15.60	19.07	23.98	23.79	30.00
5240MHz	Pass	4.72	18.14	17.33	20.76	23.98	25.48	30.00
5745MHz	Pass	4.72	18.62	16.93	20.87	30.00	25.59	36.00
5785MHz	Pass	4.72	18.63	16.76	20.81	30.00	25.53	36.00
5825MHz	Pass	4.72	18.96	16.80	21.02	30.00	25.74	36.00
802.11ac VHT40_Nss1,(MCS0)_2TX	-	-	-	-	-	-	-	-
5190MHz	Pass	4.72	11.82	11.01	14.44	23.98	19.16	30.00
5230MHz	Pass	4.72	15.83	14.94	18.42	23.98	23.14	30.00
5755MHz	Pass	4.72	18.20	16.24	20.34	30.00	25.06	36.00
5795MHz	Pass	4.72	19.04	17.55	21.37	30.00	26.09	36.00
802.11ac VHT80_Nss1,(MCS0)_2TX	-	-	-	-	-	-	-	-
5210MHz	Pass	4.72	8.73	7.91	11.35	23.98	16.07	30.00
5775MHz	Pass	4.72	16.10	14.09	18.22	30.00	22.94	36.00

DG = Directional Gain; **Port X** = Port X output power

Summary

Mode	PD (dBm/RBW)	EIRP PD (dBm/RBW)
5.15-5.25GHz	-	-
802.11a_Nss1,(6Mbps)_2TX	9.83	16.52
802.11ac VHT20_Nss1,(MCS0)_2TX	10.19	16.88
802.11ac VHT40_Nss1,(MCS0)_2TX	4.92	11.61
802.11ac VHT80_Nss1,(MCS0)_2TX	-5.11	1.58
5.725-5.85GHz	-	-
802.11a_Nss1,(6Mbps)_2TX	8.92	15.61
802.11ac VHT20_Nss1,(MCS0)_2TX	8.78	15.47
802.11ac VHT40_Nss1,(MCS0)_2TX	6.22	12.91
802.11ac VHT80_Nss1,(MCS0)_2TX	0.52	7.21

RBW = 500 kHz for 5.725-5.85GHz band / 1MHz for other band;

Result

Mode	Result	DG (dBi)	Port 1 (dBm/RBW)	Port 2 (dBm/RBW)	PD (dBm/RBW)	PD Limit (dBm/RBW)	EIRP PD (dBm/RBW)	EIRP PD Limit (dBm/RBW)
802.11a_Nss1,(6Mbps)_2TX	-	-	-	-	-	-	-	-
5180MHz	Pass	6.69	5.13	4.28	7.71	10.31	14.40	17.00
5200MHz	Pass	6.69	6.54	5.63	9.05	10.31	15.74	17.00
5240MHz	Pass	6.69	7.21	6.45	9.83	10.31	16.52	17.00
5745MHz	Pass	6.69	6.75	5.02	8.92	29.31	15.61	36.00
5785MHz	Pass	6.69	6.72	4.89	8.85	29.31	15.54	36.00
5825MHz	Pass	6.69	6.88	4.53	8.83	29.31	15.52	36.00
802.11ac VHT20_Nss1,(MCS0)_2TX	-	-	-	-	-	-	-	-
5180MHz	Pass	6.69	4.90	4.19	7.56	10.31	14.25	17.00
5200MHz	Pass	6.69	5.76	4.94	8.36	10.31	15.05	17.00
5240MHz	Pass	6.69	7.57	6.84	10.19	10.31	16.88	17.00
5745MHz	Pass	6.69	6.58	4.74	8.68	29.31	15.37	36.00
5785MHz	Pass	6.69	6.69	4.65	8.65	29.31	15.34	36.00
5825MHz	Pass	6.69	6.74	4.61	8.78	29.31	15.47	36.00
802.11ac VHT40_Nss1,(MCS0)_2TX	-	-	-	-	-	-	-	-
5190MHz	Pass	6.69	-1.81	-2.57	0.80	10.31	7.49	17.00
5230MHz	Pass	6.69	2.35	1.61	4.92	10.31	11.61	17.00
5755MHz	Pass	6.69	3.32	1.21	5.35	29.31	12.04	36.00
5795MHz	Pass	6.69	4.05	2.38	6.22	29.31	12.91	36.00
802.11ac VHT80_Nss1,(MCS0)_2TX	-	-	-	-	-	-	-	-
5210MHz	Pass	6.69	-7.55	-8.68	-5.11	10.31	1.58	17.00
5775MHz	Pass	6.69	-1.49	-3.48	0.52	29.31	7.21	36.00

DG = Directional Gain; **RBW** = 500 kHz for 5.725-5.85GHz band / 1MHz for other band;
PD = trace bin-by-bin of each transmits port summing can be performed maximum power density; **Port X** = Port X power density;

802.11a_Nss1,(6Mbps)_2TX PSD

5180MHz

29/07/2020

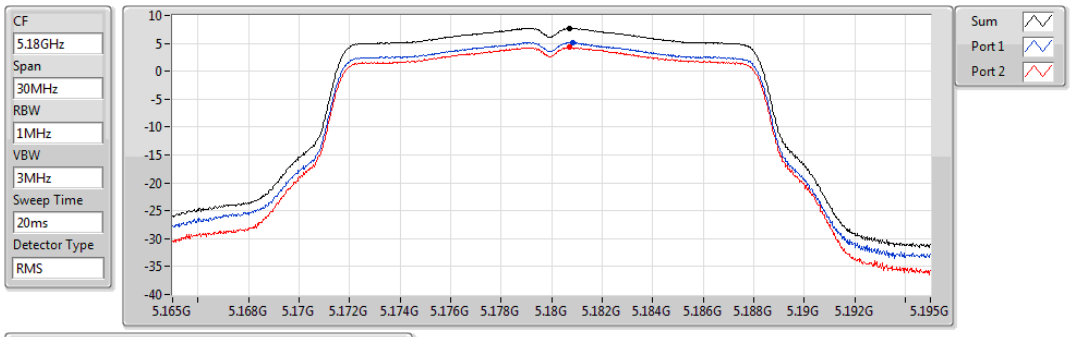

Sum	PD	Port 1	Port 2
(dBm/RBW)	(dBm/RBW)	(dBm/RBW)	(dBm/RBW)
7.71	7.71	5.13	4.28

802.11a_Nss1,(6Mbps)_2TX PSD

5200MHz

29/07/2020

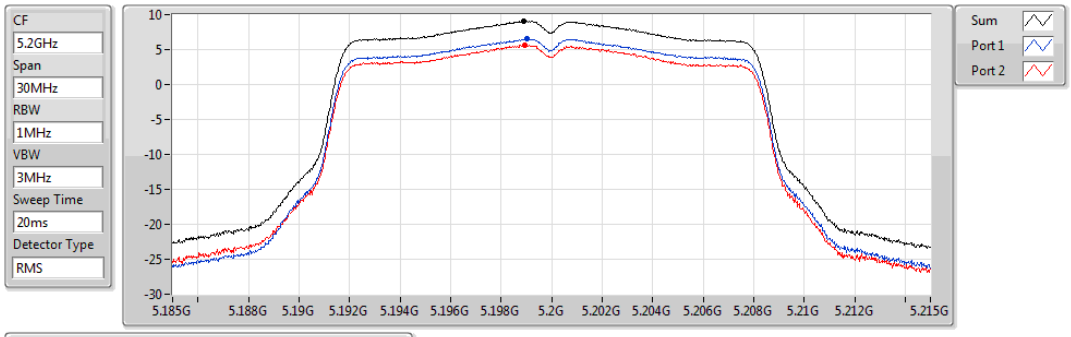

Sum	PD	Port 1	Port 2
(dBm/RBW)	(dBm/RBW)	(dBm/RBW)	(dBm/RBW)
9.05	9.05	6.54	5.63

802.11a_Nss1,(6Mbps)_2TX PSD

5240MHz

29/07/2020

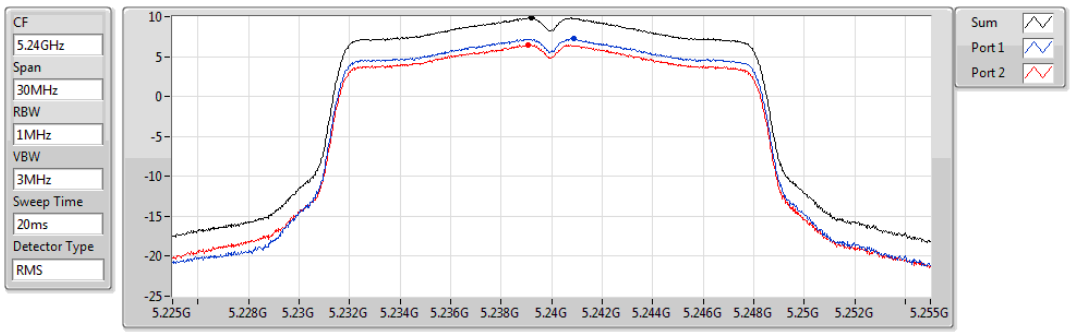

Sum	PD	Port 1	Port 2
(dBm/RBW)	(dBm/RBW)	(dBm/RBW)	(dBm/RBW)
9.83	9.83	7.21	6.45

802.11a_Nss1,(6Mbps)_2TX PSD

5745MHz

29/07/2020

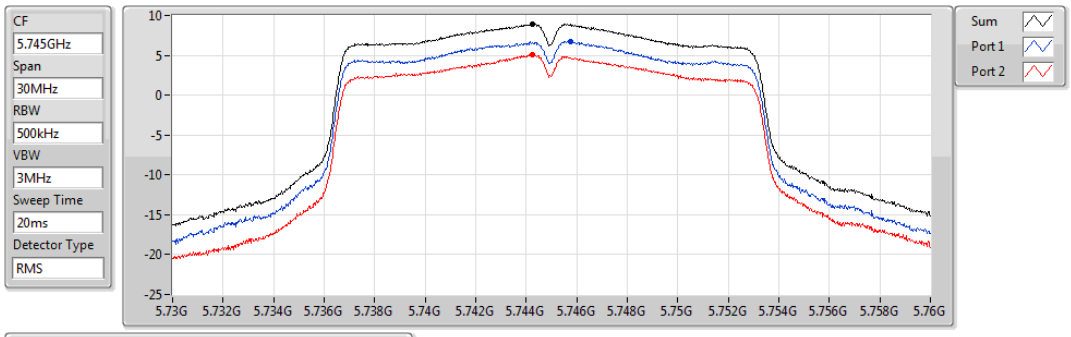

Sum	PD	Port 1	Port 2
(dBm/RBW)	(dBm/RBW)	(dBm/RBW)	(dBm/RBW)
8.92	8.92	6.75	5.02

802.11a_Nss1,(6Mbps)_2TX PSD

5785MHz

29/07/2020

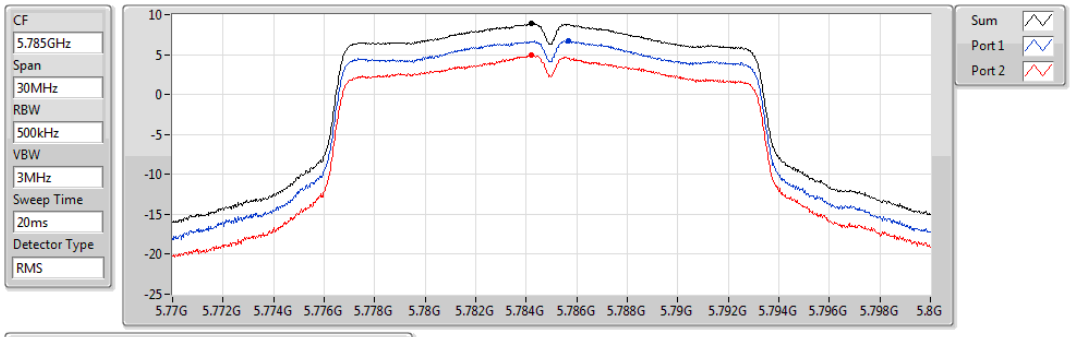

Sum	PD	Port 1	Port 2
(dBm/RBW)	(dBm/RBW)	(dBm/RBW)	(dBm/RBW)
8.85	8.85	6.72	4.89

802.11a_Nss1,(6Mbps)_2TX PSD

5825MHz

29/07/2020

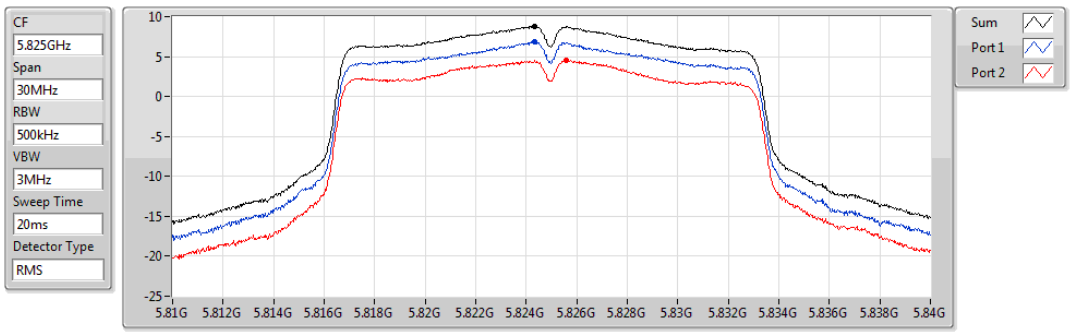

Sum	PD	Port 1	Port 2
(dBm/RBW)	(dBm/RBW)	(dBm/RBW)	(dBm/RBW)
8.83	8.83	6.88	4.53

802.11ac VHT20_Nss1,(MCS0)_2TX PSD

5180MHz

29/07/2020

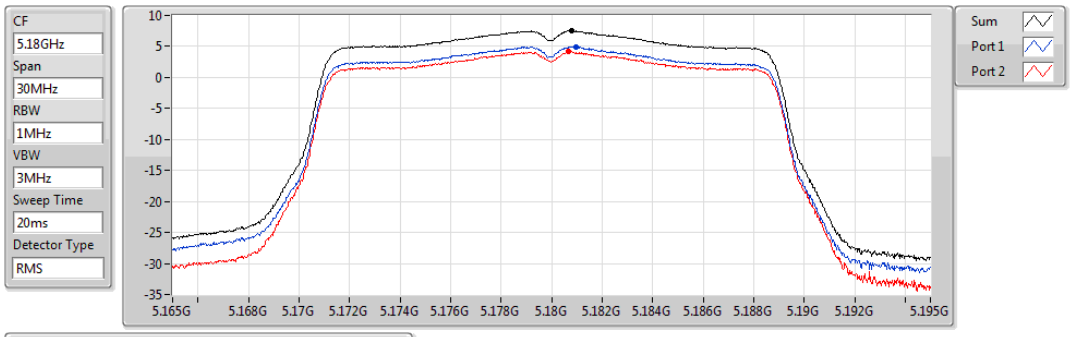

Sum	PD	Port 1	Port 2
(dBm/RBW)	(dBm/RBW)	(dBm/RBW)	(dBm/RBW)
7.56	7.56	4.90	4.19

802.11ac VHT20_Nss1,(MCS0)_2TX PSD

5200MHz

29/07/2020

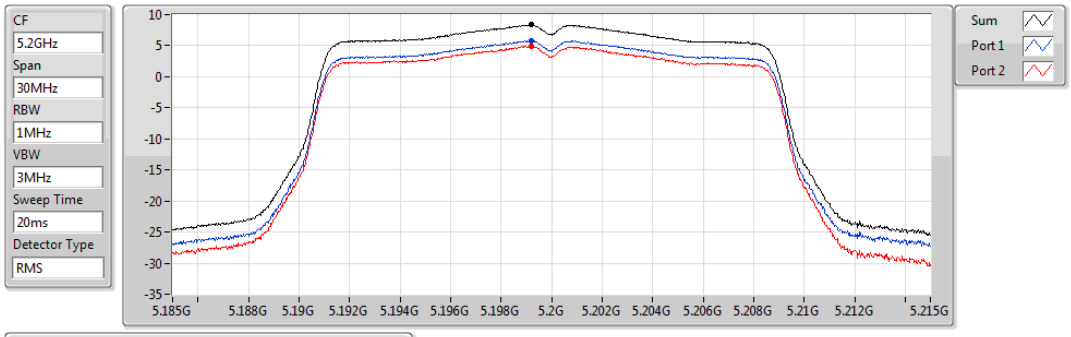

Sum	PD	Port 1	Port 2
(dBm/RBW)	(dBm/RBW)	(dBm/RBW)	(dBm/RBW)
8.36	8.36	5.76	4.94

802.11ac VHT20_Nss1,(MCS0)_2TX PSD

5240MHz

29/07/2020

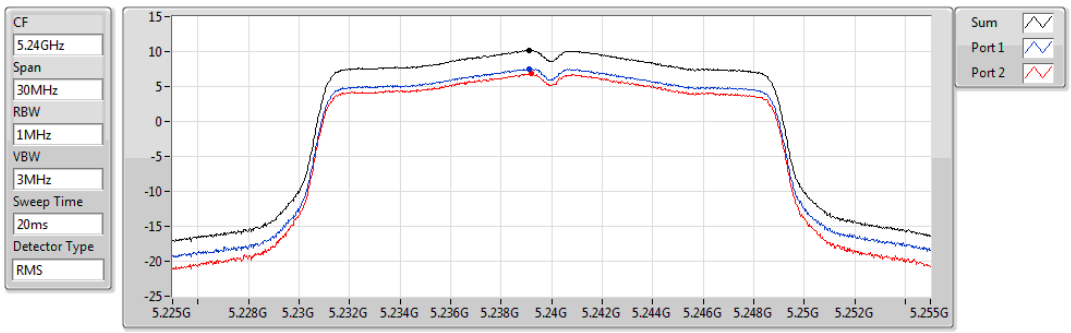

Sum	PD	Port 1	Port 2
(dBm/RBW)	(dBm/RBW)	(dBm/RBW)	(dBm/RBW)
10.19	10.19	7.57	6.84

802.11ac VHT20_Nss1,(MCS0)_2TX PSD

5745MHz

29/07/2020

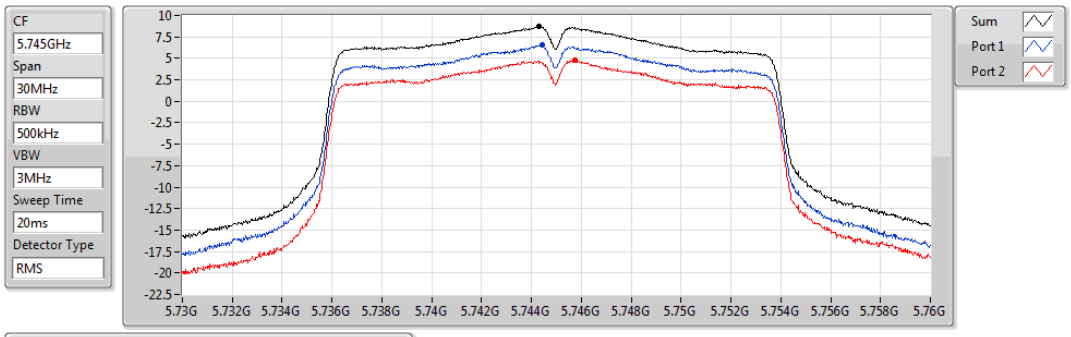

Sum	PD	Port 1	Port 2
(dBm/RBW)	(dBm/RBW)	(dBm/RBW)	(dBm/RBW)
8.68	8.68	6.58	4.74

802.11ac VHT20_Nss1,(MCS0)_2TX PSD

5785MHz

29/07/2020

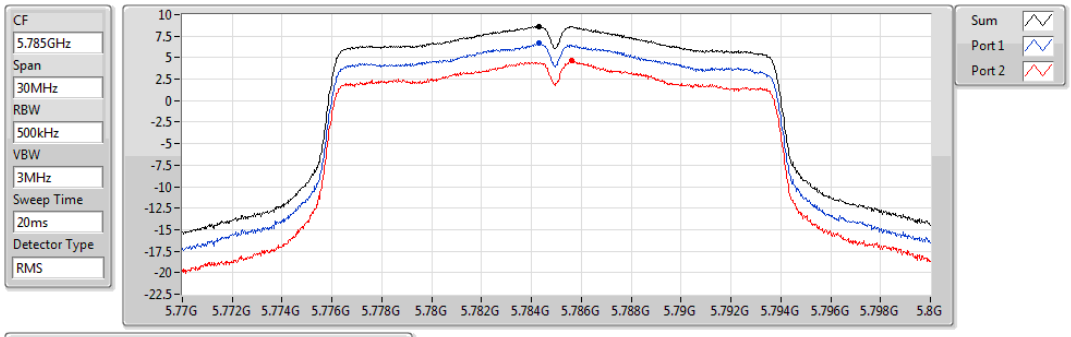

Sum	PD	Port 1	Port 2
(dBm/RBW)	(dBm/RBW)	(dBm/RBW)	(dBm/RBW)
8.65	8.65	6.69	4.65

802.11ac VHT20_Nss1,(MCS0)_2TX PSD

5825MHz

29/07/2020

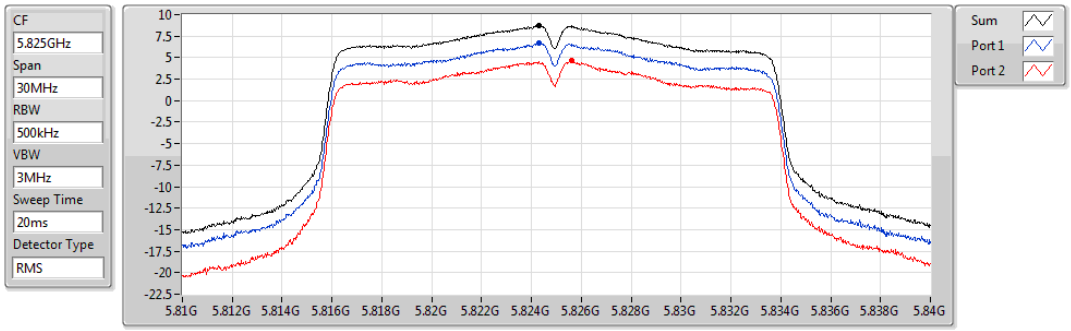

Sum	PD	Port 1	Port 2
(dBm/RBW)	(dBm/RBW)	(dBm/RBW)	(dBm/RBW)
8.78	8.78	6.74	4.61

802.11ac VHT40_Nss1,(MCS0)_2TX PSD

5190MHz

29/07/2020

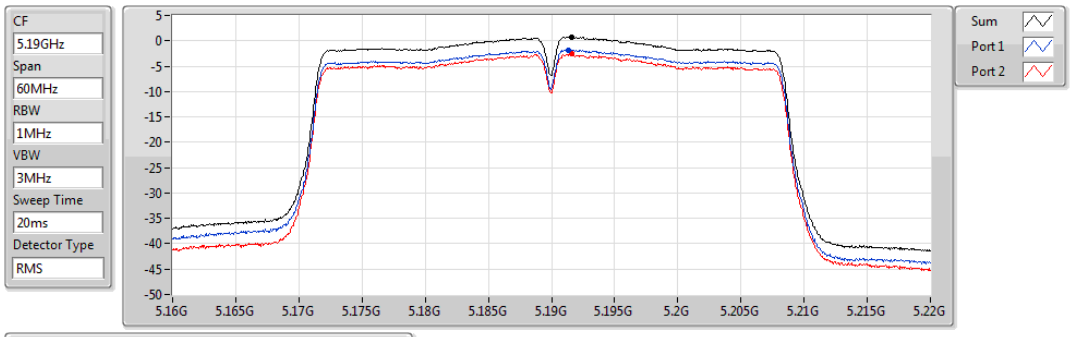

Sum	PD	Port 1	Port 2
(dBm/RBW)	(dBm/RBW)	(dBm/RBW)	(dBm/RBW)
0.80	0.80	-1.81	-2.57

802.11ac VHT40_Nss1,(MCS0)_2TX PSD

5230MHz

29/07/2020

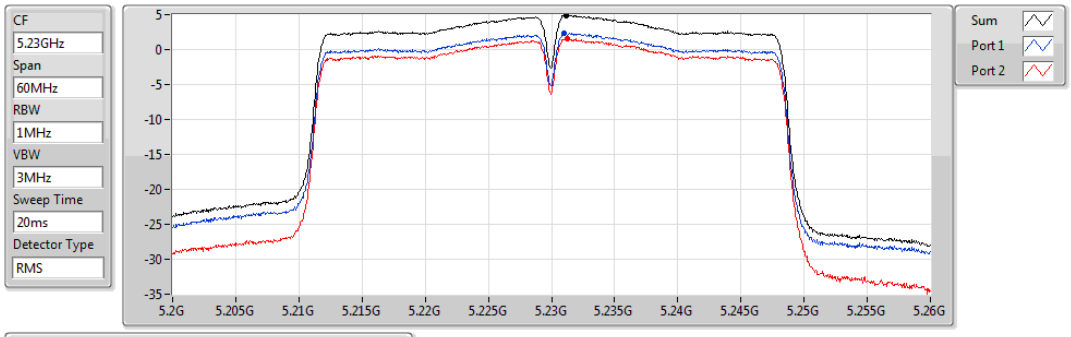

Sum	PD	Port 1	Port 2
(dBm/RBW)	(dBm/RBW)	(dBm/RBW)	(dBm/RBW)
4.92	4.92	2.35	1.61

802.11ac VHT40_Nss1,(MCS0)_2TX PSD

5755MHz

29/07/2020

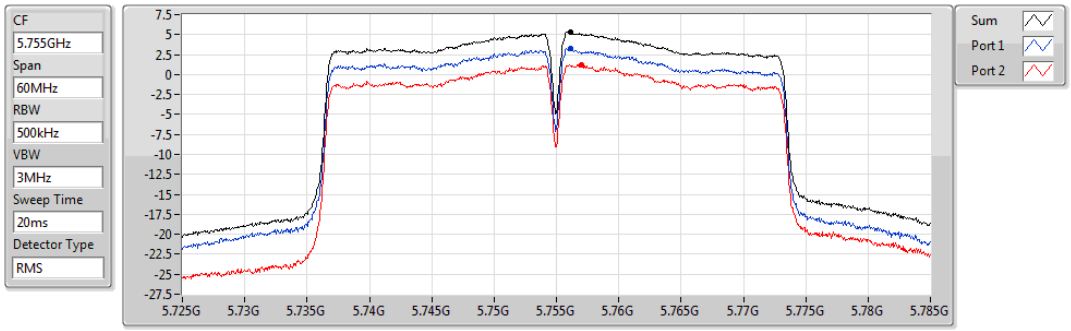

Sum	PD	Port 1	Port 2
(dBm/RBW)	(dBm/RBW)	(dBm/RBW)	(dBm/RBW)
5.35	5.35	3.32	1.21

802.11ac VHT40_Nss1,(MCS0)_2TX PSD

5795MHz

29/07/2020

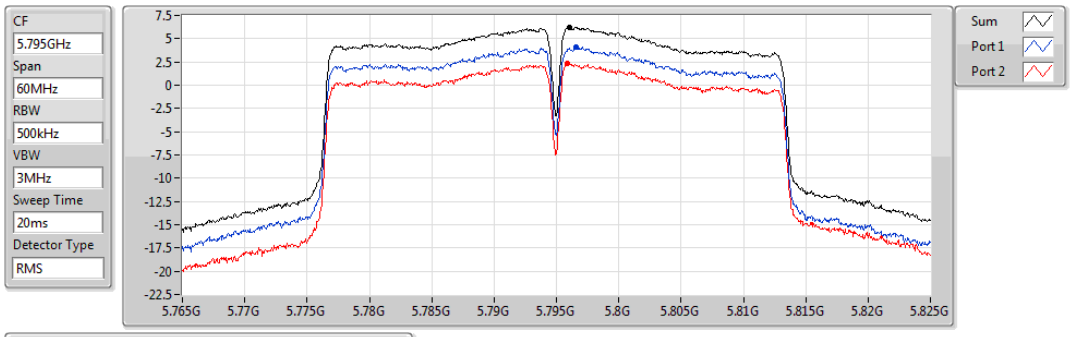

Sum	PD	Port 1	Port 2
(dBm/RBW)	(dBm/RBW)	(dBm/RBW)	(dBm/RBW)
6.22	6.22	4.05	2.38

802.11ac VHT80_Nss1,(MCS0)_2TX PSD

5210MHz

29/07/2020

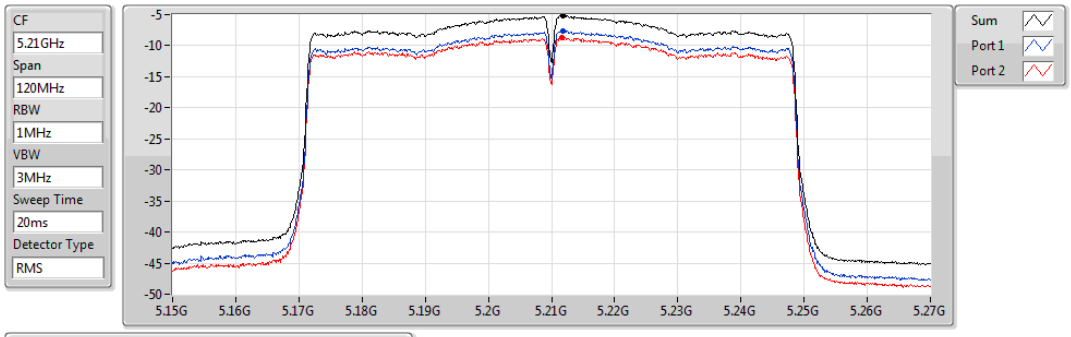

Sum	PD	Port 1	Port 2
(dBm/RBW)	(dBm/RBW)	(dBm/RBW)	(dBm/RBW)
-5.11	-5.11	-7.55	-8.68

802.11ac VHT80_Nss1,(MCS0)_2TX PSD

5775MHz

29/07/2020

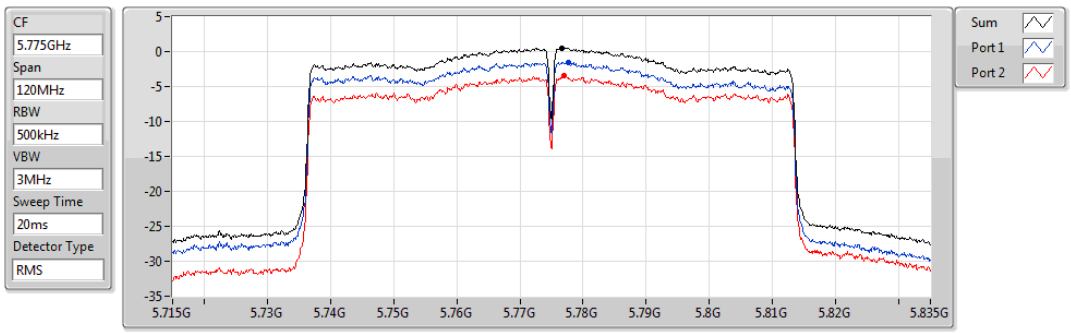

Sum	PD	Port 1	Port 2
(dBm/RBW)	(dBm/RBW)	(dBm/RBW)	(dBm/RBW)
0.52	0.52	-1.49	-3.48

Summary

Mode	Result	Type	Freq (Hz)	Level (dBuV/m)	Limit (dBuV/m)	Margin (dB)	Dist (m)	Condition	Azimuth (°)	Height (m)	Comments
5.725-5.85GHz	-	-	-	-	-	-	-	-	-	-	-
802.11ac VHT80_Nss1,(MCS0)_2TX	Pass	PK	227.88M	35.85	46.00	-10.15	3	Vertical	0	1.00	-

Result

Mode	Result	Type	Freq (Hz)	Level (dBuV/m)	Limit (dBuV/m)	Margin (dB)	Dist (m)	Condition	Azimuth (°)	Height (m)	Comments
802.11ac VHT80_Nss1,(MCS0)_2TX	-	-	-	-	-	-	-	-	-	-	-
5775MHz_Adapter	Pass	PK	78.5M	29.06	40.00	-10.94	3	Vertical	0	1.00	-
5775MHz_Adapter	Pass	PK	227.88M	35.85	46.00	-10.15	3	Vertical	0	1.00	-
5775MHz_Adapter	Pass	PK	293.84M	35.23	46.00	-10.77	3	Vertical	0	1.00	-
5775MHz_Adapter	Pass	PK	410.24M	29.71	46.00	-16.29	3	Vertical	0	1.00	-
5775MHz_Adapter	Pass	PK	575.14M	33.83	46.00	-12.17	3	Vertical	0	1.00	-
5775MHz_Adapter	Pass	PK	771.08M	35.50	46.00	-10.50	3	Vertical	0	1.00	-
5775MHz_Adapter	Pass	PK	150.28M	29.21	43.50	-14.29	3	Horizontal	360	1.00	-
5775MHz_Adapter	Pass	PK	249.22M	33.80	46.00	-12.20	3	Horizontal	360	1.00	-
5775MHz_Adapter	Pass	PK	293.84M	34.85	46.00	-11.15	3	Horizontal	360	1.00	-
5775MHz_Adapter	Pass	PK	307.42M	35.12	46.00	-10.88	3	Horizontal	360	1.00	-
5775MHz_Adapter	Pass	PK	582.9M	34.01	46.00	-11.99	3	Horizontal	360	1.00	-
5775MHz_Adapter	Pass	PK	773.02M	34.65	46.00	-11.35	3	Horizontal	360	1.00	-

802.11ac VHT80_Nss1,(MCS0)_2TX

26/08/2020

5775MHz_Adapter

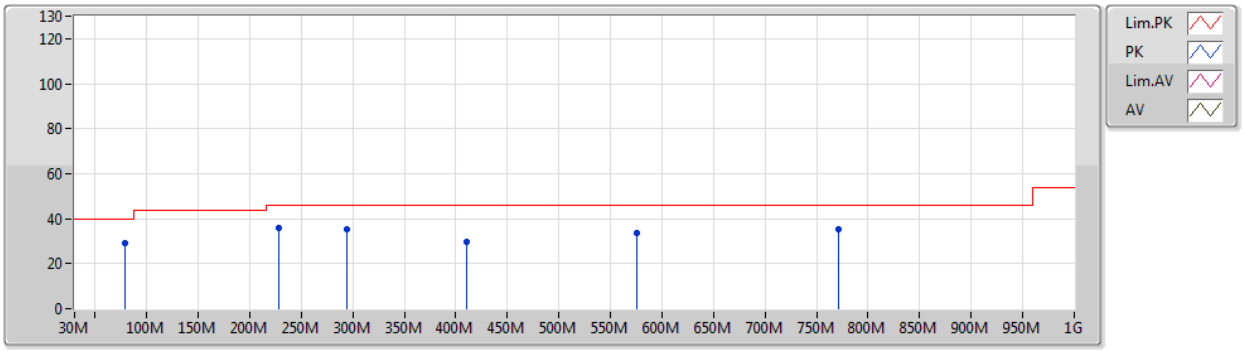

Type	Freq	Level	Limit	Margin	Factor	Dist	Condition	Azimuth	Height	Comment	Raw	AF	CL	PA
	(Hz)	(dBuV/m)	(dBuV/m)	(dB)	(dB)	(m)		(°)	(m)		(dBuV)	(dB)	(dB)	(dB)
PK	78.5M	29.06	40.00	-10.94	-23.85	3	Vertical	0	1.00	-	52.91	12.21	0.70	36.76
PK	227.88M	35.85	46.00	-10.15	-20.09	3	Vertical	0	1.00	-	55.94	15.02	1.21	36.32
PK	293.84M	35.23	46.00	-10.77	-16.77	3	Vertical	0	1.00	-	52.00	18.20	1.39	36.36
PK	410.24M	29.71	46.00	-16.29	-13.37	3	Vertical	0	1.00	-	43.08	21.37	1.72	36.46
PK	575.14M	33.83	46.00	-12.17	-10.03	3	Vertical	0	1.00	-	43.86	25.00	2.10	37.13
PK	771.08M	35.50	46.00	-10.50	-7.63	3	Vertical	0	1.00	-	43.13	27.16	2.54	37.33

802.11ac VHT80_Nss1,(MCS0)_2TX

26/08/2020

5775MHz_Adapter

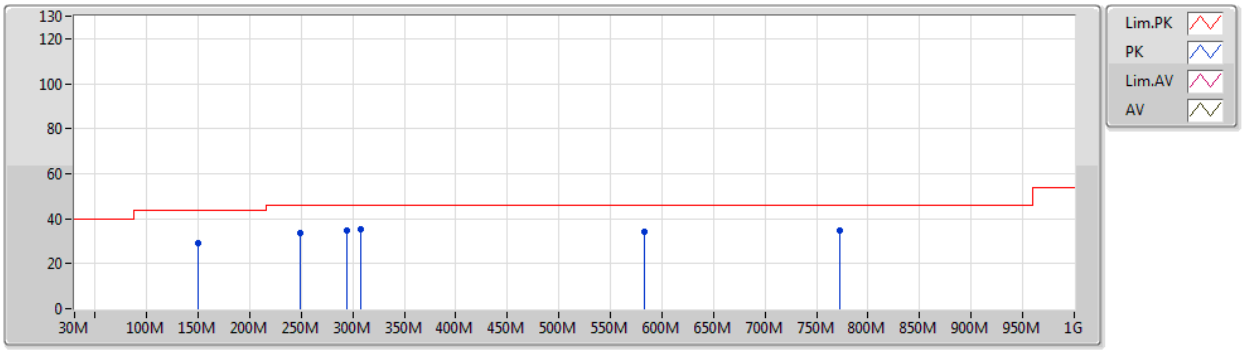

Type	Freq	Level	Limit	Margin	Factor	Dist	Condition	Azimuth	Height	Comment	Raw	AF	CL	PA
	(Hz)	(dBuV/m)	(dBuV/m)	(dB)	(dB)	(m)		(°)	(m)		(dBuV)	(dB)	(dB)	(dB)
PK	150.28M	29.21	43.50	-14.29	-19.12	3	Horizontal	360	1.00	-	48.33	16.26	0.95	36.33
PK	249.22M	33.80	46.00	-12.20	-17.62	3	Horizontal	360	1.00	-	51.42	17.51	1.30	36.43
PK	293.84M	34.85	46.00	-11.15	-16.77	3	Horizontal	360	1.00	-	51.62	18.20	1.39	36.36
PK	307.42M	35.12	46.00	-10.88	-16.65	3	Horizontal	360	1.00	-	51.77	18.31	1.41	36.37
PK	582.9M	34.01	46.00	-11.99	-10.18	3	Horizontal	360	1.00	-	44.19	24.83	2.13	37.14
PK	773.02M	34.65	46.00	-11.35	-7.62	3	Horizontal	360	1.00	-	42.27	27.17	2.55	37.34

Summary

Mode	Result	Type	Freq (Hz)	Level (dBuV/m)	Limit (dBuV/m)	Margin (dB)	Dist (m)	Condition	Azimuth (°)	Height (m)	Comments
5.15-5.25GHz	-	-	-	-	-	-	-	-	-	-	-
802.11a_Nss1,(6Mbps)_2TX	Pass	AV	5.15G	53.74	54.00	-0.26	3	Vertical	259	2.07	-
802.11ac VHT20_Nss1,(MCS0)_2TX	Pass	AV	5.1484G	53.67	54.00	-0.33	3	Vertical	31	2.36	-
802.11ac VHT40_Nss1,(MCS0)_2TX	Pass	AV	5.1492G	53.74	54.00	-0.26	3	Vertical	263	2.32	-
802.11ac VHT80_Nss1,(MCS0)_2TX	Pass	AV	5.148G	53.38	54.00	-0.62	3	Vertical	261	2.07	-
5.725-5.85GHz	-	-	-	-	-	-	-	-	-	-	-
802.11a_Nss1,(6Mbps)_2TX	Pass	PK	5.9318G	58.81	68.20	-9.39	3	Horizontal	102	2.19	-
802.11ac VHT20_Nss1,(MCS0)_2TX	Pass	PK	5.9666G	60.71	68.20	-7.49	3	Vertical	34	2.13	-
802.11ac VHT40_Nss1,(MCS0)_2TX	Pass	PK	5.6482G	67.99	68.20	-0.21	3	Vertical	83	2.19	-
802.11ac VHT80_Nss1,(MCS0)_2TX	Pass	PK	5.643G	67.60	68.20	-0.60	3	Vertical	30	2.28	-

Result

Mode	Result	Type	Freq (Hz)	Level (dBuV/m)	Limit (dBuV/m)	Margin (dB)	Dist (m)	Condition	Azimuth (°)	Height (m)	Comments
802.11a_Nss1,(6Mbps)_2TX	-	-	-	-	-	-	-	-	-	-	-
5180MHz	Pass	AV	5.1492G	53.31	54.00	-0.69	3	Vertical	258	2.03	-
5180MHz	Pass	AV	5.1816G	101.91	Inf	-Inf	3	Vertical	258	2.03	-
5180MHz	Pass	PK	5.141G	73.37	74.00	-0.63	3	Vertical	258	2.03	-
5180MHz	Pass	PK	5.1812G	110.90	Inf	-Inf	3	Vertical	258	2.03	-
5180MHz	Pass	AV	5.1494G	51.58	54.00	-2.42	3	Horizontal	333	2.40	-
5180MHz	Pass	AV	5.1794G	95.85	Inf	-Inf	3	Horizontal	333	2.40	-
5180MHz	Pass	PK	5.1412G	69.83	74.00	-4.17	3	Horizontal	333	2.40	-
5180MHz	Pass	PK	5.1806G	104.56	Inf	-Inf	3	Horizontal	333	2.40	-
5180MHz	Pass	PK	10.35592G	58.02	68.20	-10.18	3	Vertical	323	1.17	-
5180MHz	Pass	PK	10.3606G	57.89	68.20	-10.31	3	Horizontal	145	1.50	-
5200MHz	Pass	AV	5.15G	53.74	54.00	-0.26	3	Vertical	259	2.07	-
5200MHz	Pass	AV	5.1992G	103.02	Inf	-Inf	3	Vertical	259	2.07	-
5200MHz	Pass	PK	5.1496G	70.63	74.00	-3.37	3	Vertical	259	2.07	-
5200MHz	Pass	PK	5.1988G	111.28	Inf	-Inf	3	Vertical	259	2.07	-
5200MHz	Pass	AV	5.15G	49.30	54.00	-4.70	3	Horizontal	357	2.48	-
5200MHz	Pass	AV	5.1992G	96.25	Inf	-Inf	3	Horizontal	357	2.48	-
5200MHz	Pass	PK	5.1444G	63.40	74.00	-10.60	3	Horizontal	357	2.48	-
5200MHz	Pass	PK	5.1988G	104.96	Inf	-Inf	3	Horizontal	357	2.48	-
5200MHz	Pass	PK	10.3934G	58.40	68.20	-9.80	3	Vertical	287	1.97	-
5200MHz	Pass	PK	10.40186G	58.72	68.20	-9.48	3	Horizontal	139	1.95	-
5240MHz	Pass	AV	5.0918G	47.01	54.00	-6.99	3	Vertical	78	2.15	-
5240MHz	Pass	AV	5.2424G	103.63	Inf	-Inf	3	Vertical	78	2.15	-
5240MHz	Pass	AV	5.387G	45.42	54.00	-8.58	3	Vertical	78	2.15	-
5240MHz	Pass	PK	5.0918G	58.88	74.00	-15.12	3	Vertical	78	2.15	-
5240MHz	Pass	PK	5.2418G	112.76	Inf	-Inf	3	Vertical	78	2.15	-
5240MHz	Pass	PK	5.3768G	56.79	74.00	-17.21	3	Vertical	78	2.15	-
5240MHz	Pass	AV	5.1494G	46.59	54.00	-7.41	3	Horizontal	344	2.43	-
5240MHz	Pass	AV	5.2406G	98.26	Inf	-Inf	3	Horizontal	344	2.43	-
5240MHz	Pass	AV	5.36G	44.23	54.00	-9.77	3	Horizontal	344	2.43	-
5240MHz	Pass	PK	5.15G	58.44	74.00	-15.56	3	Horizontal	344	2.43	-
5240MHz	Pass	PK	5.2406G	107.04	Inf	-Inf	3	Horizontal	344	2.43	-
5240MHz	Pass	PK	5.3822G	56.79	74.00	-17.21	3	Horizontal	344	2.43	-
5240MHz	Pass	PK	10.46728G	57.10	68.20	-11.10	3	Vertical	181	1.91	-
5240MHz	Pass	PK	10.48588G	57.11	68.20	-11.09	3	Horizontal	21	1.87	-
5745MHz	Pass	AV	5.7438G	103.75	Inf	-Inf	3	Vertical	7	2.55	-
5745MHz	Pass	PK	5.5086G	57.58	68.20	-10.62	3	Vertical	7	2.55	-
5745MHz	Pass	PK	5.7438G	112.66	Inf	-Inf	3	Vertical	7	2.55	-
5745MHz	Pass	PK	5.9382G	58.08	68.20	-10.12	3	Vertical	7	2.55	-
5745MHz	Pass	AV	5.7462G	96.32	Inf	-Inf	3	Horizontal	164	2.89	-
5745MHz	Pass	PK	5.5698G	58.14	68.20	-10.06	3	Horizontal	164	2.89	-
5745MHz	Pass	PK	5.7462G	105.31	Inf	-Inf	3	Horizontal	164	2.89	-
5745MHz	Pass	PK	5.9298G	58.05	68.20	-10.15	3	Horizontal	164	2.89	-
5745MHz	Pass	AV	11.48958G	43.61	54.00	-10.39	3	Vertical	360	2.39	-
5745MHz	Pass	PK	11.47872G	56.17	74.00	-17.83	3	Vertical	360	2.39	-
5745MHz	Pass	AV	11.48946G	43.35	54.00	-10.65	3	Horizontal	320	1.50	-
5745MHz	Pass	PK	11.49618G	56.15	74.00	-17.85	3	Horizontal	320	1.50	-
5785MHz	Pass	AV	5.785G	104.50	Inf	-Inf	3	Vertical	267	2.08	-

Mode	Result	Type	Freq (Hz)	Level (dBuV/m)	Limit (dBuV/m)	Margin (dB)	Dist (m)	Condition	Azimuth (°)	Height (m)	Comments
5785MHz	Pass	PK	5.5966G	58.16	68.20	-10.04	3	Vertical	267	2.08	-
5785MHz	Pass	PK	5.785G	113.05	Inf	-Inf	3	Vertical	267	2.08	-
5785MHz	Pass	PK	5.9302G	58.36	68.20	-9.84	3	Vertical	267	2.08	-
5785MHz	Pass	AV	5.7838G	97.63	Inf	-Inf	3	Horizontal	340	2.34	-
5785MHz	Pass	PK	5.5642G	57.86	68.20	-10.34	3	Horizontal	340	2.34	-
5785MHz	Pass	PK	5.7838G	106.66	Inf	-Inf	3	Horizontal	340	2.34	-
5785MHz	Pass	PK	5.9266G	57.91	68.20	-10.29	3	Horizontal	340	2.34	-
5785MHz	Pass	AV	11.56976G	43.67	54.00	-10.33	3	Vertical	360	2.19	-
5785MHz	Pass	PK	11.57648G	56.82	74.00	-17.18	3	Vertical	360	2.19	-
5785MHz	Pass	AV	11.56136G	43.14	54.00	-10.86	3	Horizontal	319	1.50	-
5785MHz	Pass	PK	11.5844G	56.06	74.00	-17.94	3	Horizontal	319	1.50	-
5825MHz	Pass	AV	5.8238G	101.85	Inf	-Inf	3	Vertical	180	2.00	-
5825MHz	Pass	PK	5.6222G	57.24	68.20	-10.96	3	Vertical	180	2.00	-
5825MHz	Pass	PK	5.8238G	110.72	Inf	-Inf	3	Vertical	180	2.00	-
5825MHz	Pass	PK	5.9282G	58.18	68.20	-10.02	3	Vertical	180	2.00	-
5825MHz	Pass	AV	5.8238G	96.32	Inf	-Inf	3	Horizontal	102	2.19	-
5825MHz	Pass	PK	5.6186G	57.59	68.20	-10.61	3	Horizontal	102	2.19	-
5825MHz	Pass	PK	5.8238G	104.98	Inf	-Inf	3	Horizontal	102	2.19	-
5825MHz	Pass	PK	5.9318G	58.81	68.20	-9.39	3	Horizontal	102	2.19	-
5825MHz	Pass	AV	11.64988G	43.29	54.00	-10.71	3	Vertical	352	2.74	-
5825MHz	Pass	PK	11.64496G	56.07	74.00	-17.93	3	Vertical	352	2.74	-
5825MHz	Pass	AV	11.63794G	42.75	54.00	-11.25	3	Horizontal	113	1.50	-
5825MHz	Pass	PK	11.65948G	55.63	74.00	-18.37	3	Horizontal	113	1.50	-
802.11ac VHT20_Nss1,(MCS0)_2TX	-	-	-	-	-	-	-	-	-	-	-
5180MHz	Pass	AV	5.15G	53.52	54.00	-0.48	3	Vertical	33	2.36	-
5180MHz	Pass	AV	5.1804G	101.24	Inf	-Inf	3	Vertical	33	2.36	-
5180MHz	Pass	PK	5.1476G	71.82	74.00	-2.18	3	Vertical	33	2.36	-
5180MHz	Pass	PK	5.1806G	110.32	Inf	-Inf	3	Vertical	33	2.36	-
5180MHz	Pass	AV	5.15G	50.60	54.00	-3.40	3	Horizontal	322	2.39	-
5180MHz	Pass	AV	5.1792G	95.10	Inf	-Inf	3	Horizontal	322	2.39	-
5180MHz	Pass	PK	5.1488G	67.78	74.00	-6.22	3	Horizontal	322	2.39	-
5180MHz	Pass	PK	5.1816G	103.93	Inf	-Inf	3	Horizontal	322	2.39	-
5180MHz	Pass	PK	10.38032G	56.51	68.20	-11.69	3	Vertical	222	1.27	-
5180MHz	Pass	PK	10.39104G	56.51	68.20	-11.69	3	Horizontal	294	2.10	-
5200MHz	Pass	AV	5.1484G	53.67	54.00	-0.33	3	Vertical	31	2.36	-
5200MHz	Pass	AV	5.2004G	102.21	Inf	-Inf	3	Vertical	31	2.36	-
5200MHz	Pass	PK	5.148G	68.25	74.00	-5.75	3	Vertical	31	2.36	-
5200MHz	Pass	PK	5.2008G	111.17	Inf	-Inf	3	Vertical	31	2.36	-
5200MHz	Pass	AV	5.1496G	51.26	54.00	-2.74	3	Horizontal	325	2.65	-
5200MHz	Pass	AV	5.1992G	96.28	Inf	-Inf	3	Horizontal	325	2.65	-
5200MHz	Pass	PK	5.1468G	63.45	74.00	-10.55	3	Horizontal	325	2.65	-
5200MHz	Pass	PK	5.1992G	105.10	Inf	-Inf	3	Horizontal	325	2.65	-
5200MHz	Pass	PK	10.4256G	56.76	68.20	-11.44	3	Vertical	147	2.42	-
5200MHz	Pass	PK	10.42576G	57.24	68.20	-10.96	3	Horizontal	276	2.38	-
5240MHz	Pass	AV	5.0912G	48.77	54.00	-5.23	3	Vertical	264	2.14	-
5240MHz	Pass	AV	5.2406G	103.57	Inf	-Inf	3	Vertical	264	2.14	-
5240MHz	Pass	AV	5.39G	46.86	54.00	-7.14	3	Vertical	264	2.14	-
5240MHz	Pass	PK	5.0906G	60.75	74.00	-13.25	3	Vertical	264	2.14	-
5240MHz	Pass	PK	5.2382G	112.28	Inf	-Inf	3	Vertical	264	2.14	-

Mode	Result	Type	Freq (Hz)	Level (dBuV/m)	Limit (dBuV/m)	Margin (dB)	Dist (m)	Condition	Azimuth (°)	Height (m)	Comments
5240MHz	Pass	PK	5.3732G	58.19	74.00	-15.81	3	Vertical	264	2.14	-
5240MHz	Pass	AV	5.1344G	47.89	54.00	-6.11	3	Horizontal	328	2.45	-
5240MHz	Pass	AV	5.2406G	97.84	Inf	-Inf	3	Horizontal	328	2.45	-
5240MHz	Pass	AV	5.3876G	45.98	54.00	-8.02	3	Horizontal	328	2.45	-
5240MHz	Pass	PK	5.108G	59.61	74.00	-14.39	3	Horizontal	328	2.45	-
5240MHz	Pass	PK	5.2424G	106.87	Inf	-Inf	3	Horizontal	328	2.45	-
5240MHz	Pass	PK	5.3696G	57.86	74.00	-16.14	3	Horizontal	328	2.45	-
5240MHz	Pass	PK	10.49792G	56.66	68.20	-11.54	3	Vertical	347	1.19	-
5240MHz	Pass	PK	10.45696G	57.57	68.20	-10.63	3	Horizontal	112	2.35	-
5745MHz	Pass	AV	5.7438G	103.50	Inf	-Inf	3	Vertical	84	2.29	-
5745MHz	Pass	PK	5.6442G	60.69	68.20	-7.51	3	Vertical	84	2.29	-
5745MHz	Pass	PK	5.7438G	113.01	Inf	-Inf	3	Vertical	84	2.29	-
5745MHz	Pass	PK	5.9886G	60.26	68.20	-7.94	3	Vertical	84	2.29	-
5745MHz	Pass	AV	5.7426G	98.78	Inf	-Inf	3	Horizontal	34	1.06	-
5745MHz	Pass	PK	5.5458G	59.60	68.20	-8.60	3	Horizontal	34	1.06	-
5745MHz	Pass	PK	5.7462G	107.97	Inf	-Inf	3	Horizontal	34	1.06	-
5745MHz	Pass	PK	5.955G	60.07	68.20	-8.13	3	Horizontal	34	1.06	-
5745MHz	Pass	AV	11.51064G	44.41	54.00	-9.59	3	Vertical	187	2.42	-
5745MHz	Pass	PK	11.47768G	56.65	74.00	-17.35	3	Vertical	187	2.42	-
5745MHz	Pass	AV	11.48568G	44.71	54.00	-9.29	3	Horizontal	273	1.43	-
5745MHz	Pass	PK	11.4524G	57.42	74.00	-16.58	3	Horizontal	273	1.43	-
5785MHz	Pass	AV	5.7838G	103.85	Inf	-Inf	3	Vertical	34	2.27	-
5785MHz	Pass	PK	5.6266G	60.38	68.20	-7.82	3	Vertical	34	2.27	-
5785MHz	Pass	PK	5.785G	113.13	Inf	-Inf	3	Vertical	34	2.27	-
5785MHz	Pass	PK	5.929G	60.41	68.20	-7.79	3	Vertical	34	2.27	-
5785MHz	Pass	AV	5.7838G	98.52	Inf	-Inf	3	Horizontal	37	2.24	-
5785MHz	Pass	PK	5.6242G	59.24	68.20	-8.96	3	Horizontal	37	2.24	-
5785MHz	Pass	PK	5.7838G	107.07	Inf	-Inf	3	Horizontal	37	2.24	-
5785MHz	Pass	PK	5.9374G	60.23	68.20	-7.97	3	Horizontal	37	2.24	-
5785MHz	Pass	AV	11.59352G	44.44	54.00	-9.56	3	Vertical	110	1.45	-
5785MHz	Pass	PK	11.54776G	56.72	74.00	-17.28	3	Vertical	110	1.45	-
5785MHz	Pass	AV	11.59736G	44.30	54.00	-9.70	3	Horizontal	284	1.72	-
5785MHz	Pass	PK	11.53384G	57.65	74.00	-16.35	3	Horizontal	284	1.72	-
5825MHz	Pass	AV	5.8238G	103.75	Inf	-Inf	3	Vertical	34	2.13	-
5825MHz	Pass	PK	5.6114G	60.35	68.20	-7.85	3	Vertical	34	2.13	-
5825MHz	Pass	PK	5.8238G	112.56	Inf	-Inf	3	Vertical	34	2.13	-
5825MHz	Pass	PK	5.9666G	60.71	68.20	-7.49	3	Vertical	34	2.13	-
5825MHz	Pass	AV	5.8274G	98.76	Inf	-Inf	3	Horizontal	41	1.00	-
5825MHz	Pass	PK	5.5838G	59.01	68.20	-9.19	3	Horizontal	41	1.00	-
5825MHz	Pass	PK	5.8238G	107.28	Inf	-Inf	3	Horizontal	41	1.00	-
5825MHz	Pass	PK	5.9294G	59.71	68.20	-8.49	3	Horizontal	41	1.00	-
5825MHz	Pass	AV	11.61384G	44.22	54.00	-9.78	3	Vertical	227	2.47	-
5825MHz	Pass	PK	11.62824G	56.99	74.00	-17.01	3	Vertical	227	2.47	-
5825MHz	Pass	AV	11.62696G	44.23	54.00	-9.77	3	Horizontal	68	2.34	-
5825MHz	Pass	PK	11.66968G	56.71	74.00	-17.29	3	Horizontal	68	2.34	-
802.11ac VHT40_Nss1,(MCS0)_2TX	-	-	-	-	-	-	-	-	-	-	-
5190MHz	Pass	AV	5.1492G	53.74	54.00	-0.26	3	Vertical	263	2.32	-
5190MHz	Pass	AV	5.192G	94.43	Inf	-Inf	3	Vertical	263	2.32	-
5190MHz	Pass	PK	5.1496G	66.35	74.00	-7.65	3	Vertical	263	2.32	-

Mode	Result	Type	Freq (Hz)	Level (dBuV/m)	Limit (dBuV/m)	Margin (dB)	Dist (m)	Condition	Azimuth (°)	Height (m)	Comments
5190MHz	Pass	PK	5.192G	103.52	Inf	-Inf	3	Vertical	263	2.32	-
5190MHz	Pass	AV	5.15G	50.04	54.00	-3.96	3	Horizontal	331	2.45	-
5190MHz	Pass	AV	5.1916G	88.27	Inf	-Inf	3	Horizontal	331	2.45	-
5190MHz	Pass	PK	5.1484G	61.59	74.00	-12.41	3	Horizontal	331	2.45	-
5190MHz	Pass	PK	5.1952G	96.91	Inf	-Inf	3	Horizontal	331	2.45	-
5190MHz	Pass	PK	10.40688G	56.79	68.20	-11.41	3	Vertical	20	2.24	-
5190MHz	Pass	PK	10.38848G	56.29	68.20	-11.91	3	Horizontal	353	1.48	-
5230MHz	Pass	AV	5.1468G	53.54	54.00	-0.46	3	Vertical	22	2.39	-
5230MHz	Pass	AV	5.2328G	97.93	Inf	-Inf	3	Vertical	22	2.39	-
5230MHz	Pass	PK	5.1492G	66.43	74.00	-7.57	3	Vertical	22	2.39	-
5230MHz	Pass	PK	5.2276G	107.00	Inf	-Inf	3	Vertical	22	2.39	-
5230MHz	Pass	AV	5.1436G	49.94	54.00	-4.06	3	Horizontal	329	2.20	-
5230MHz	Pass	AV	5.2288G	92.64	Inf	-Inf	3	Horizontal	329	2.20	-
5230MHz	Pass	PK	5.1388G	62.09	74.00	-11.91	3	Horizontal	329	2.20	-
5230MHz	Pass	PK	5.236G	101.37	Inf	-Inf	3	Horizontal	329	2.20	-
5230MHz	Pass	PK	10.47488G	56.86	68.20	-11.34	3	Vertical	87	2.43	-
5230MHz	Pass	PK	10.44928G	57.45	68.20	-10.75	3	Horizontal	122	2.32	-
5755MHz	Pass	AV	5.7562G	100.19	Inf	-Inf	3	Vertical	83	2.19	-
5755MHz	Pass	PK	5.6482G	67.99	68.20	-0.21	3	Vertical	83	2.19	-
5755MHz	Pass	PK	5.7514G	108.37	Inf	-Inf	3	Vertical	83	2.19	-
5755MHz	Pass	PK	5.9506G	59.92	68.20	-8.28	3	Vertical	83	2.19	-
5755MHz	Pass	AV	5.7526G	95.98	Inf	-Inf	3	Horizontal	35	2.12	-
5755MHz	Pass	PK	5.647G	64.13	68.20	-4.07	3	Horizontal	35	2.12	-
5755MHz	Pass	PK	5.7526G	104.03	Inf	-Inf	3	Horizontal	35	2.12	-
5755MHz	Pass	PK	5.9494G	59.71	68.20	-8.49	3	Horizontal	35	2.12	-
5755MHz	Pass	AV	11.54344G	45.20	54.00	-8.80	3	Vertical	145	1.63	-
5755MHz	Pass	PK	11.474G	56.83	74.00	-17.17	3	Vertical	145	1.63	-
5755MHz	Pass	AV	11.48248G	45.35	54.00	-8.65	3	Horizontal	182	1.30	-
5755MHz	Pass	PK	11.49272G	57.80	74.00	-16.20	3	Horizontal	182	1.30	-
5795MHz	Pass	AV	5.7962G	100.66	Inf	-Inf	3	Vertical	86	2.21	-
5795MHz	Pass	PK	5.6534G	63.75	70.72	-6.97	3	Vertical	86	2.21	-
5795MHz	Pass	PK	5.7962G	109.91	Inf	-Inf	3	Vertical	86	2.21	-
5795MHz	Pass	PK	5.9306G	61.01	68.20	-7.19	3	Vertical	86	2.21	-
5795MHz	Pass	AV	5.7986G	96.03	Inf	-Inf	3	Horizontal	31	1.00	-
5795MHz	Pass	PK	5.5766G	59.76	68.20	-8.44	3	Horizontal	31	1.00	-
5795MHz	Pass	PK	5.7926G	104.61	Inf	-Inf	3	Horizontal	31	1.00	-
5795MHz	Pass	PK	5.9546G	60.69	68.20	-7.51	3	Horizontal	31	1.00	-
5795MHz	Pass	AV	11.60344G	45.16	54.00	-8.84	3	Vertical	28	2.14	-
5795MHz	Pass	PK	11.57448G	56.66	74.00	-17.34	3	Vertical	28	2.14	-
5795MHz	Pass	AV	11.5852G	44.93	54.00	-9.07	3	Horizontal	294	1.72	-
5795MHz	Pass	PK	11.62184G	56.81	74.00	-17.19	3	Horizontal	294	1.72	-
802.11ac VHT80_Nss1,(MCS0)_2TX	-	-	-	-	-	-	-	-	-	-	-
5210MHz	Pass	AV	5.148G	53.38	54.00	-0.62	3	Vertical	261	2.07	-
5210MHz	Pass	AV	5.213G	88.81	Inf	-Inf	3	Vertical	261	2.07	-
5210MHz	Pass	AV	5.405G	48.41	54.00	-5.59	3	Vertical	261	2.07	-
5210MHz	Pass	PK	5.148G	63.21	74.00	-10.79	3	Vertical	261	2.07	-
5210MHz	Pass	PK	5.208G	97.20	Inf	-Inf	3	Vertical	261	2.07	-
5210MHz	Pass	PK	5.437G	58.78	74.00	-15.22	3	Vertical	261	2.07	-
5210MHz	Pass	AV	5.148G	50.55	54.00	-3.45	3	Horizontal	329	2.19	-

Mode	Result	Type	Freq (Hz)	Level (dBuV/m)	Limit (dBuV/m)	Margin (dB)	Dist (m)	Condition	Azimuth (°)	Height (m)	Comments
5210MHz	Pass	AV	5.212G	83.16	Inf	-Inf	3	Horizontal	329	2.19	-
5210MHz	Pass	AV	5.46G	48.43	54.00	-5.57	3	Horizontal	329	2.19	-
5210MHz	Pass	PK	5.144G	60.60	74.00	-13.40	3	Horizontal	329	2.19	-
5210MHz	Pass	PK	5.213G	92.01	Inf	-Inf	3	Horizontal	329	2.19	-
5210MHz	Pass	PK	5.457G	58.42	74.00	-15.58	3	Horizontal	329	2.19	-
5210MHz	Pass	PK	10.3984G	56.80	68.20	-11.40	3	Vertical	31	1.97	-
5210MHz	Pass	PK	10.3936G	56.87	68.20	-11.33	3	Horizontal	235	1.90	-
5775MHz	Pass	AV	5.7726G	95.77	Inf	-Inf	3	Vertical	30	2.28	-
5775MHz	Pass	PK	5.643G	67.60	68.20	-0.60	3	Vertical	30	2.28	-
5775MHz	Pass	PK	5.7822G	104.30	Inf	-Inf	3	Vertical	30	2.28	-
5775MHz	Pass	PK	5.9238G	63.21	69.09	-5.88	3	Vertical	30	2.28	-
5775MHz	Pass	AV	5.7654G	91.15	Inf	-Inf	3	Horizontal	35	1.00	-
5775MHz	Pass	PK	5.6454G	65.59	68.20	-2.61	3	Horizontal	35	1.00	-
5775MHz	Pass	PK	5.7714G	98.52	Inf	-Inf	3	Horizontal	35	1.00	-
5775MHz	Pass	PK	5.9418G	60.49	68.20	-7.71	3	Horizontal	35	1.00	-
5775MHz	Pass	AV	11.58424G	46.37	54.00	-7.63	3	Vertical	258	2.30	-
5775MHz	Pass	PK	11.53816G	56.56	74.00	-17.44	3	Vertical	258	2.30	-
5775MHz	Pass	AV	11.5668G	46.57	54.00	-7.43	3	Horizontal	56	1.50	-
5775MHz	Pass	PK	11.56536G	57.66	74.00	-16.34	3	Horizontal	56	1.50	-

802.11a_Nss1,(6Mbps)_2TX

5180MHz_TX

12/07/2020

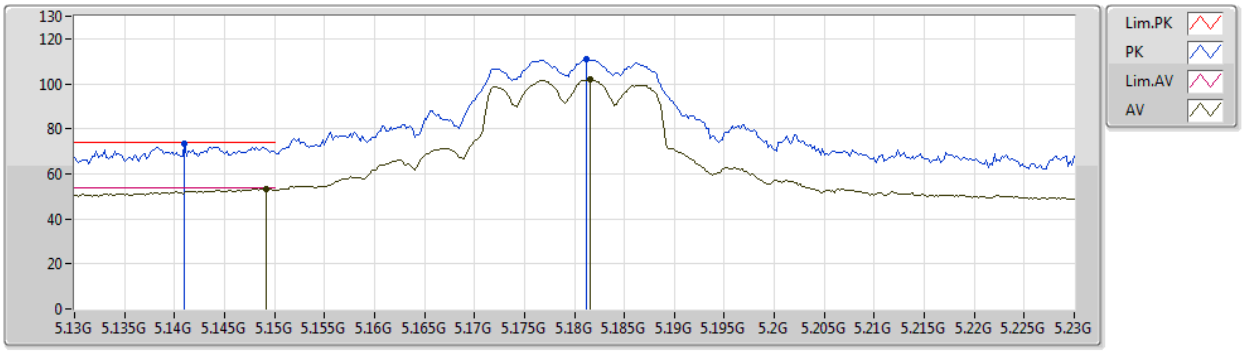

Type	Freq	Level	Limit	Margin	Factor	Dist	Condition	Azimuth	Height	Comment	Raw	AF	CL	PA
	(Hz)	(dBuV/m)	(dBuV/m)	(dB)	(dB)	(m)		(°)	(m)		(dBuV)	(dB)	(dB)	(dB)
AV	5.1492G	53.31	54.00	-0.69	5.30	3	Vertical	258	2.03	-	48.01	32.00	7.57	34.27
AV	5.1816G	101.91	Inf	-Inf	5.12	3	Vertical	258	2.03	-	96.79	31.81	7.59	34.28
PK	5.141G	73.37	74.00	-0.63	5.30	3	Vertical	258	2.03	-	68.07	32.00	7.57	34.27
PK	5.1812G	110.90	Inf	-Inf	5.12	3	Vertical	258	2.03	-	105.78	31.81	7.59	34.28

802.11a_Nss1,(6Mbps)_2TX

5180MHz_TX

12/07/2020

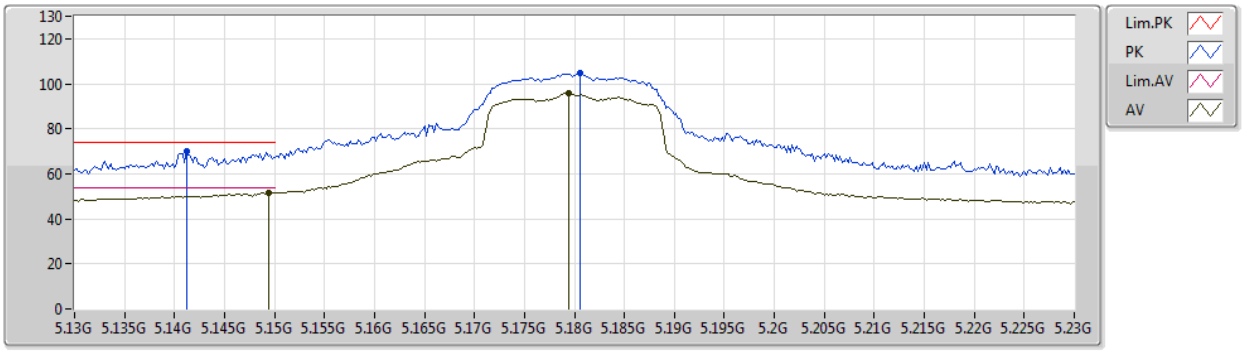

Type	Freq	Level	Limit	Margin	Factor	Dist	Condition	Azimuth	Height	Comment	Raw	AF	CL	PA
	(Hz)	(dBuV/m)	(dBuV/m)	(dB)	(dB)	(m)		(°)	(m)		(dBuV)	(dB)	(dB)	(dB)
AV	5.1494G	51.58	54.00	-2.42	5.30	3	Horizontal	333	2.40	-	46.28	32.00	7.57	34.27
AV	5.1794G	95.85	Inf	-Inf	5.13	3	Horizontal	333	2.40	-	90.72	31.82	7.59	34.28
PK	5.1412G	69.83	74.00	-4.17	5.30	3	Horizontal	333	2.40	-	64.53	32.00	7.57	34.27
PK	5.1806G	104.56	Inf	-Inf	5.13	3	Horizontal	333	2.40	-	99.43	31.82	7.59	34.28

802.11a_Nss1,(6Mbps)_2TX

5180MHz_TX

12/07/2020

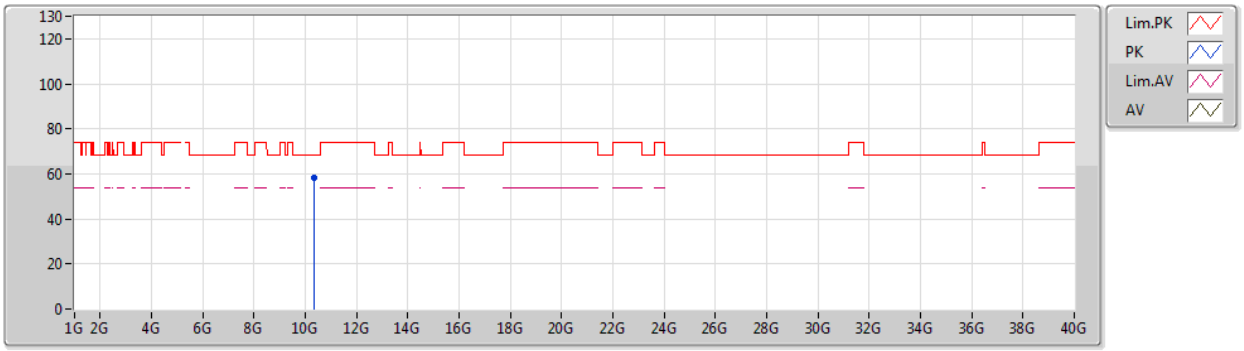

Type	Freq	Level	Limit	Margin	Factor	Dist	Condition	Azimuth	Height	Comment	Raw	AF	CL	PA
	(Hz)	(dBuV/m)	(dBuV/m)	(dB)	(dB)	(m)		(°)	(m)		(dBuV)	(dB)	(dB)	(dB)
PK	10.35592G	58.02	68.20	-10.18	14.52	3	Vertical	323	1.17	-	43.50	39.47	9.69	34.64

802.11a_Nss1,(6Mbps)_2TX

5180MHz_TX

12/07/2020

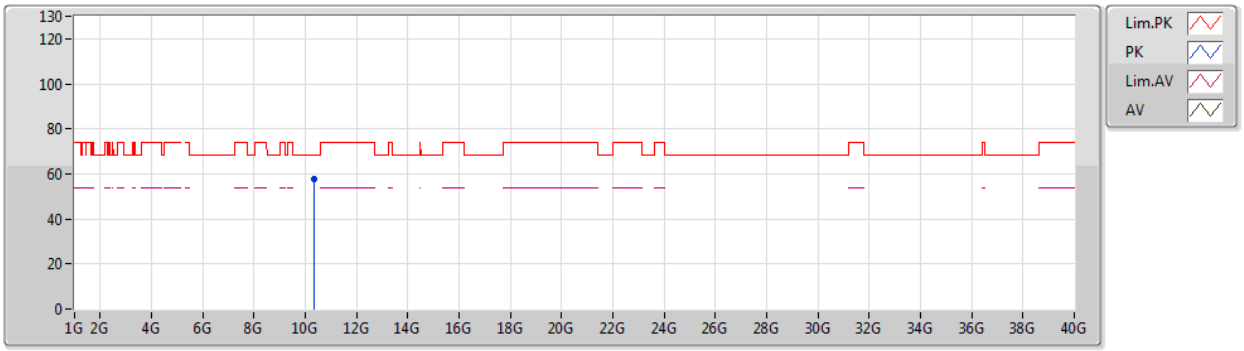

Type	Freq	Level	Limit	Margin	Factor	Dist	Condition	Azimuth	Height	Comment	Raw	AF	CL	PA
	(Hz)	(dBuV/m)	(dBuV/m)	(dB)	(dB)	(m)		(°)	(m)		(dBuV)	(dB)	(dB)	(dB)
PK	10.3606G	57.89	68.20	-10.31	14.54	3	Horizontal	145	1.50	-	43.35	39.48	9.69	34.63

802.11a_Nss1,(6Mbps)_2TX

5200MHz_TX

12/07/2020

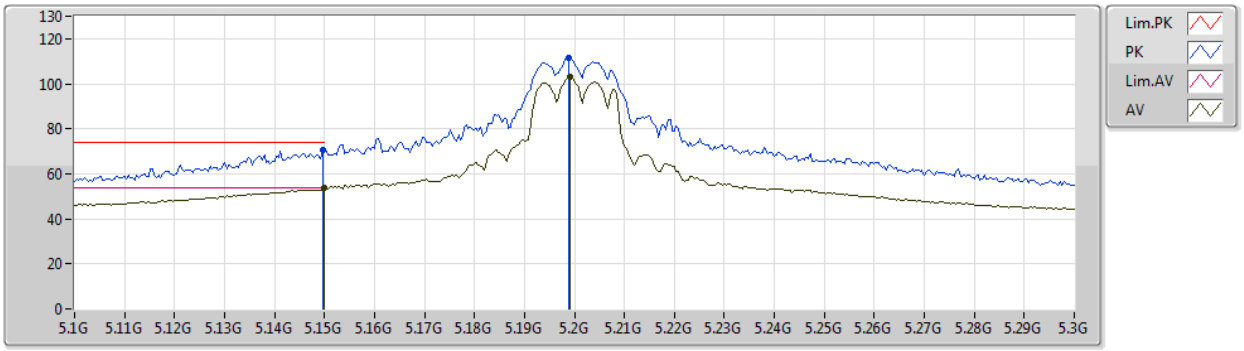

Type	Freq	Level	Limit	Margin	Factor	Dist	Condition	Azimuth	Height	Comment	Raw	AF	CL	PA
	(Hz)	(dBuV/m)	(dBuV/m)	(dB)	(dB)	(m)		(°)	(m)		(dBuV)	(dB)	(dB)	(dB)
AV	5.15G	53.74	54.00	-0.26	5.30	3	Vertical	259	2.07	-	48.44	32.00	7.57	34.27
AV	5.1992G	103.02	Inf	-Inf	5.02	3	Vertical	259	2.07	-	98.00	31.70	7.60	34.28
PK	5.1496G	70.63	74.00	-3.37	5.30	3	Vertical	259	2.07	-	65.33	32.00	7.57	34.27
PK	5.1988G	111.28	Inf	-Inf	5.03	3	Vertical	259	2.07	-	106.25	31.71	7.60	34.28

802.11a_Nss1,(6Mbps)_2TX

5200MHz_TX

12/07/2020

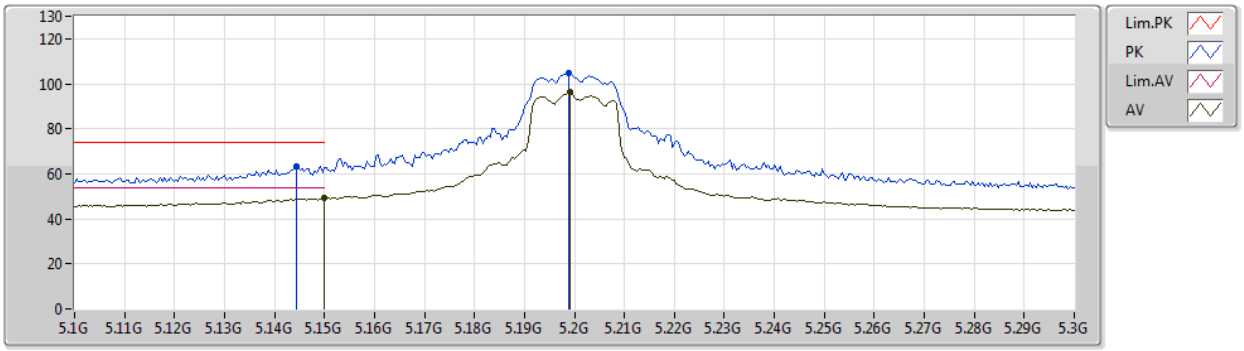

Type	Freq	Level	Limit	Margin	Factor	Dist	Condition	Azimuth	Height	Comment	Raw	AF	CL	PA
	(Hz)	(dBuV/m)	(dBuV/m)	(dB)	(dB)	(m)		(°)	(m)		(dBuV)	(dB)	(dB)	(dB)
AV	5.15G	49.30	54.00	-4.70	5.30	3	Horizontal	357	2.48	-	44.00	32.00	7.57	34.27
AV	5.1992G	96.25	Inf	-Inf	5.02	3	Horizontal	357	2.48	-	91.23	31.70	7.60	34.28
PK	5.1444G	63.40	74.00	-10.60	5.30	3	Horizontal	357	2.48	-	58.10	32.00	7.57	34.27
PK	5.1988G	104.96	Inf	-Inf	5.03	3	Horizontal	357	2.48	-	99.93	31.71	7.60	34.28

802.11a_Nss1,(6Mbps)_2TX

5200MHz_TX

12/07/2020

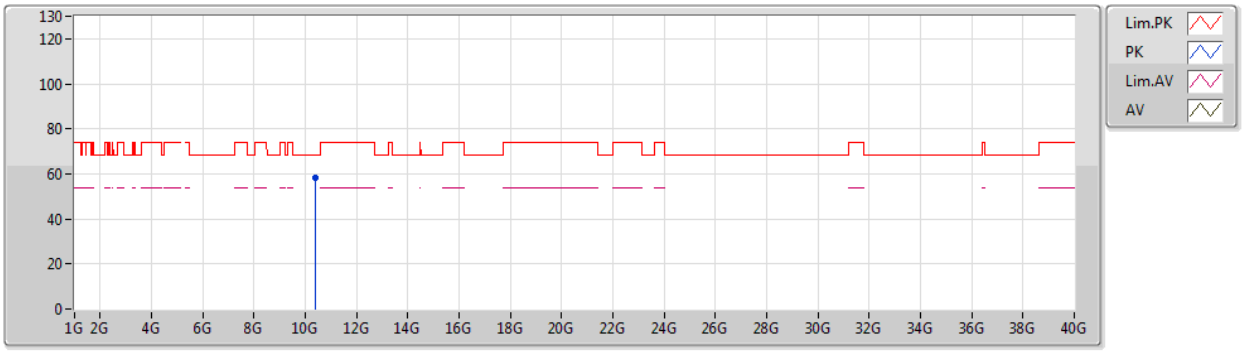

Type	Freq	Level	Limit	Margin	Factor	Dist	Condition	Azimuth	Height	Comment	Raw	AF	CL	PA
	(Hz)	(dBuV/m)	(dBuV/m)	(dB)	(dB)	(m)		(°)	(m)		(dBuV)	(dB)	(dB)	(dB)
PK	10.3934G	58.40	68.20	-9.80	14.67	3	Vertical	287	1.97	-	43.73	39.58	9.70	34.61

802.11a_Nss1,(6Mbps)_2TX

5200MHz_TX

12/07/2020

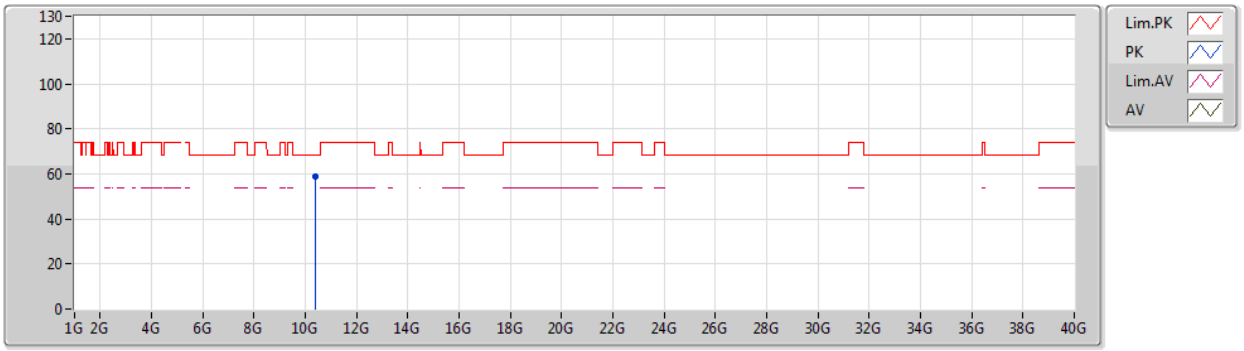

Type	Freq	Level	Limit	Margin	Factor	Dist	Condition	Azimuth	Height	Comment	Raw	AF	CL	PA
	(Hz)	(dBuV/m)	(dBuV/m)	(dB)	(dB)	(m)		(°)	(m)		(dBuV)	(dB)	(dB)	(dB)
PK	10.40186G	58.72	68.20	-9.48	14.71	3	Horizontal	139	1.95	-	44.01	39.61	9.70	34.60

802.11a_Nss1,(6Mbps)_2TX

5240MHz_TX

12/07/2020

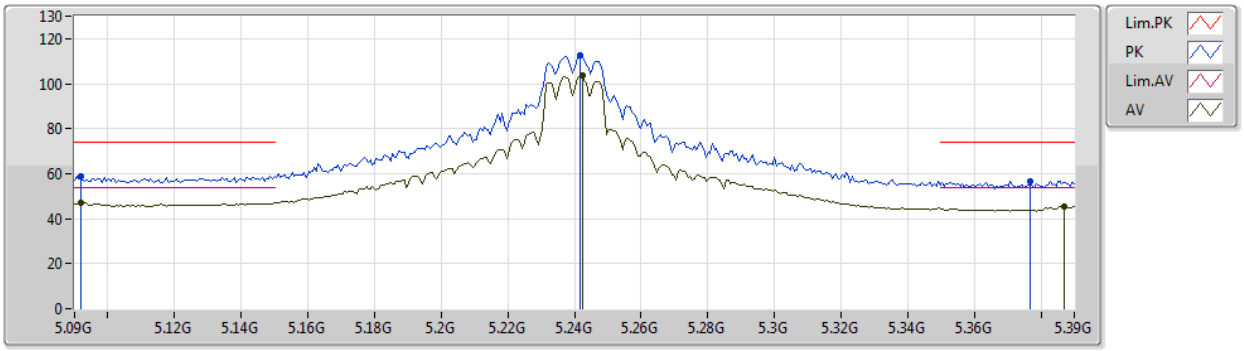

Type	Freq	Level	Limit	Margin	Factor	Dist	Condition	Azimuth	Height	Comment	Raw	AF	CL	PA
	(Hz)	(dBuV/m)	(dBuV/m)	(dB)	(dB)	(m)		(°)	(m)		(dBuV)	(dB)	(dB)	(dB)
AV	5.0918G	47.01	54.00	-6.99	5.27	3	Vertical	78	2.15	-	41.74	31.97	7.55	34.25
AV	5.2424G	103.63	Inf	-Inf	4.78	3	Vertical	78	2.15	-	98.85	31.45	7.62	34.29
AV	5.387G	45.42	54.00	-8.58	4.90	3	Vertical	78	2.15	-	40.52	31.52	7.69	34.31
PK	5.0918G	58.88	74.00	-15.12	5.27	3	Vertical	78	2.15	-	53.61	31.97	7.55	34.25
PK	5.2418G	112.76	Inf	-Inf	4.78	3	Vertical	78	2.15	-	107.98	31.45	7.62	34.29
PK	5.3768G	56.79	74.00	-17.21	4.84	3	Vertical	78	2.15	-	51.95	31.46	7.69	34.31

802.11a_Nss1,(6Mbps)_2TX

5240MHz_TX

12/07/2020

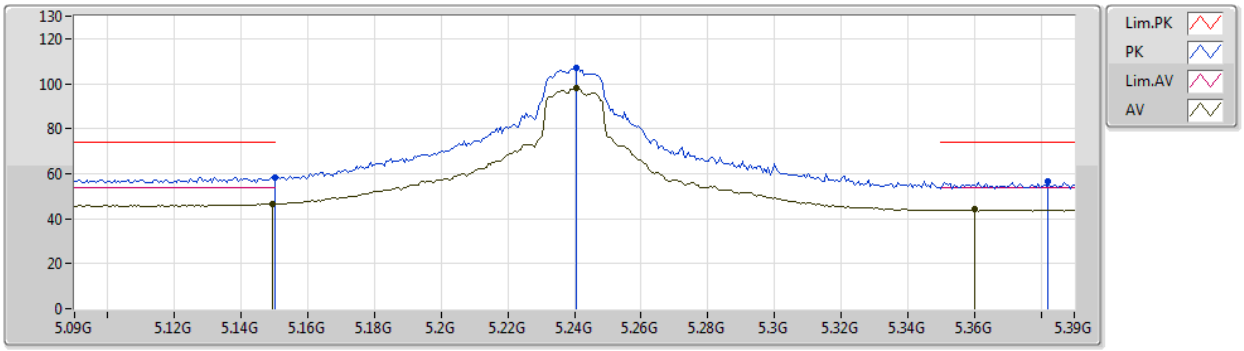

Type	Freq	Level	Limit	Margin	Factor	Dist	Condition	Azimuth	Height	Comment	Raw	AF	CL	PA
	(Hz)	(dBuV/m)	(dBuV/m)	(dB)	(dB)	(m)		(°)	(m)		(dBuV)	(dB)	(dB)	(dB)
AV	5.1494G	46.59	54.00	-7.41	5.30	3	Horizontal	344	2.43	-	41.29	32.00	7.57	34.27
AV	5.2406G	98.26	Inf	-Inf	4.79	3	Horizontal	344	2.43	-	93.47	31.46	7.62	34.29
AV	5.36G	44.23	54.00	-9.77	4.73	3	Horizontal	344	2.43	-	39.50	31.36	7.68	34.31
PK	5.15G	58.44	74.00	-15.56	5.30	3	Horizontal	344	2.43	-	53.14	32.00	7.57	34.27
PK	5.2406G	107.04	Inf	-Inf	4.79	3	Horizontal	344	2.43	-	102.25	31.46	7.62	34.29
PK	5.3822G	56.79	74.00	-17.21	4.87	3	Horizontal	344	2.43	-	51.92	31.49	7.69	34.31

802.11a_Nss1,(6Mbps)_2TX

5240MHz_TX

12/07/2020

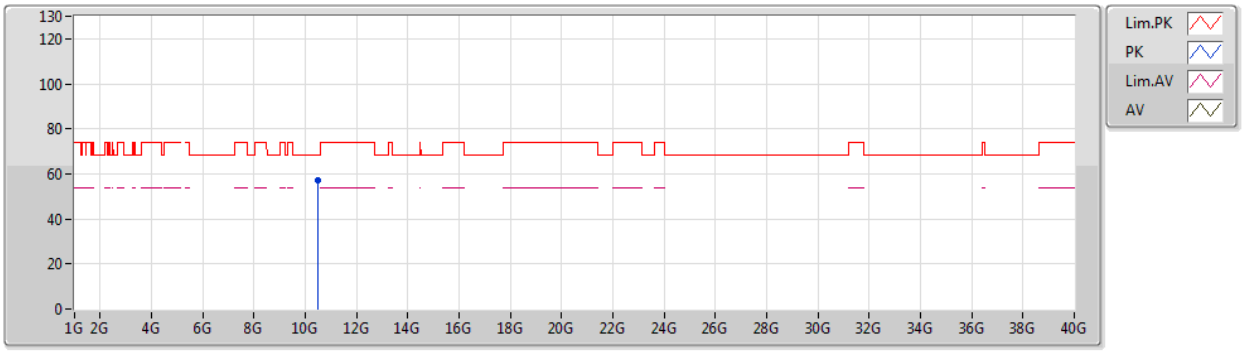

Type	Freq	Level	Limit	Margin	Factor	Dist	Condition	Azimuth	Height	Comment	Raw	AF	CL	PA
	(Hz)	(dBuV/m)	(dBuV/m)	(dB)	(dB)	(m)		(°)	(m)		(dBuV)	(dB)	(dB)	(dB)
PK	10.46728G	57.10	68.20	-11.10	14.96	3	Vertical	181	1.91	-	42.14	39.80	9.72	34.56

802.11a_Nss1,(6Mbps)_2TX

5240MHz_TX

12/07/2020

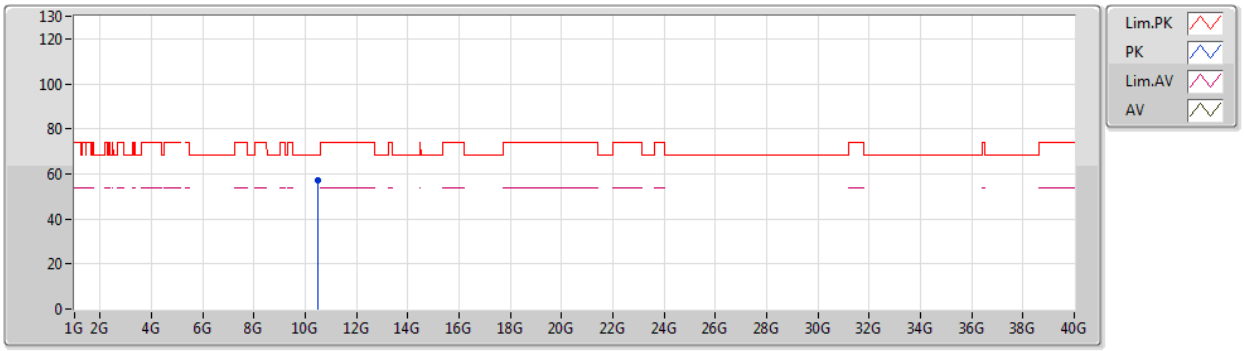

Type	Freq	Level	Limit	Margin	Factor	Dist	Condition	Azimuth	Height	Comment	Raw	AF	CL	PA
	(Hz)	(dBuV/m)	(dBuV/m)	(dB)	(dB)	(m)		(°)	(m)		(dBuV)	(dB)	(dB)	(dB)
PK	10.48588G	57.11	68.20	-11.09	15.03	3	Horizontal	21	1.87	-	42.08	39.86	9.72	34.55

802.11a_Nss1,(6Mbps)_2TX

5745MHz_TX

12/07/2020

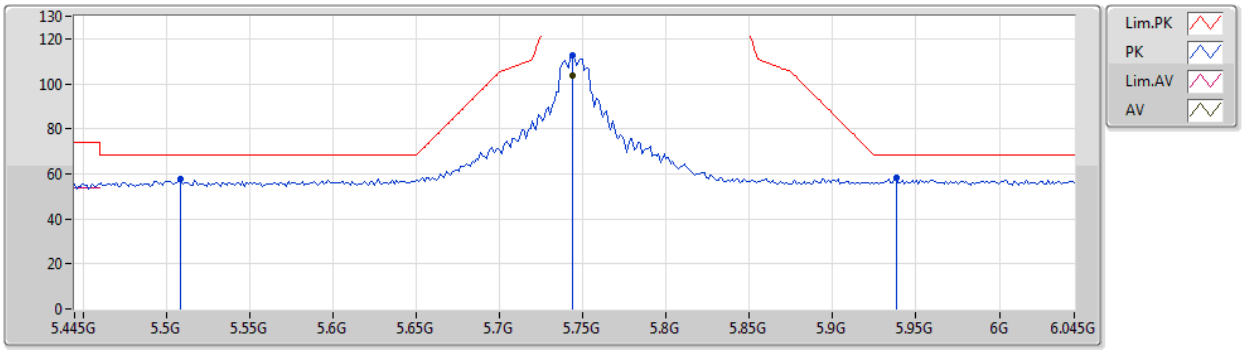

Type	Freq	Level	Limit	Margin	Factor	Dist	Condition	Azimuth	Height	Comment	Raw	AF	CL	PA
	(Hz)	(dBuV/m)	(dBuV/m)	(dB)	(dB)	(m)		(°)	(m)		(dBuV)	(dB)	(dB)	(dB)
AV	5.7438G	103.75	Inf	-Inf	5.59	3	Vertical	7	2.55	-	98.16	32.08	7.87	34.36
PK	5.5086G	57.58	68.20	-10.62	5.57	3	Vertical	7	2.55	-	52.01	31.90	7.75	34.08
PK	5.7438G	112.66	Inf	-Inf	5.59	3	Vertical	7	2.55	-	107.07	32.08	7.87	34.36
PK	5.9382G	58.08	68.20	-10.12	6.26	3	Vertical	7	2.55	-	51.82	32.58	7.97	34.29

802.11a_Nss1,(6Mbps)_2TX

5745MHz_TX

12/07/2020

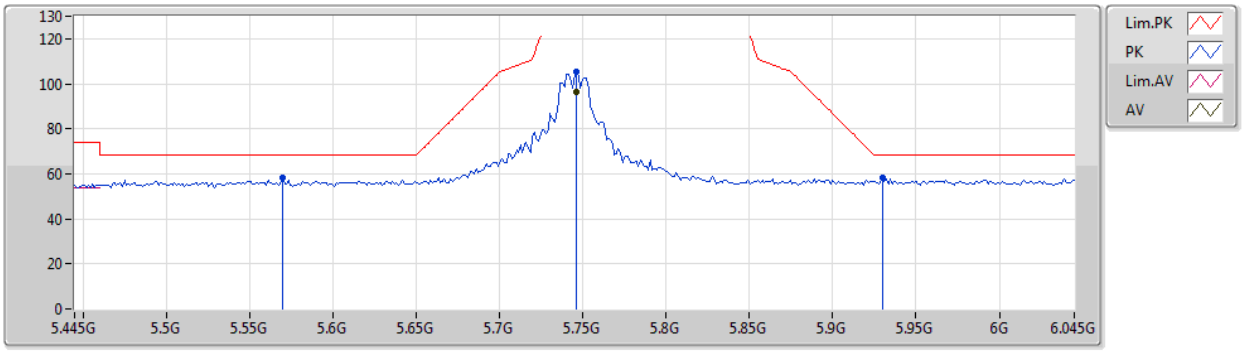

Type	Freq	Level	Limit	Margin	Factor	Dist	Condition	Azimuth	Height	Comment	Raw	AF	CL	PA
	(Hz)	(dBuV/m)	(dBuV/m)	(dB)	(dB)	(m)		(°)	(m)		(dBuV)	(dB)	(dB)	(dB)
AV	5.7462G	96.32	Inf	-Inf	5.59	3	Horizontal	164	2.89	-	90.73	32.08	7.87	34.36
PK	5.5698G	58.14	68.20	-10.06	5.38	3	Horizontal	164	2.89	-	52.76	31.86	7.78	34.26
PK	5.7462G	105.31	Inf	-Inf	5.59	3	Horizontal	164	2.89	-	99.72	32.08	7.87	34.36
PK	5.9298G	58.05	68.20	-10.15	6.21	3	Horizontal	164	2.89	-	51.84	32.56	7.96	34.31

802.11a_Nss1,(6Mbps)_2TX

5745MHz_TX

12/07/2020

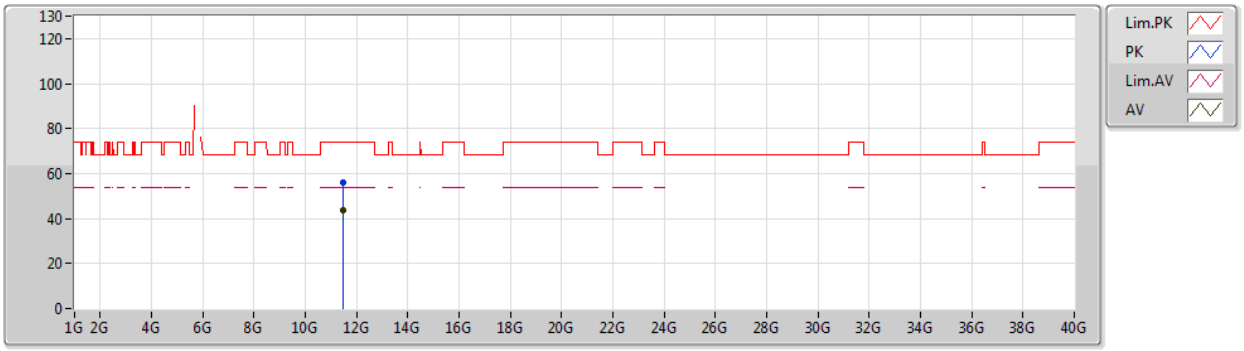

Type	Freq	Level	Limit	Margin	Factor	Dist	Condition	Azimuth	Height	Comment	Raw	AF	CL	PA
	(Hz)	(dBuV/m)	(dBuV/m)	(dB)	(dB)	(m)		(°)	(m)		(dBuV)	(dB)	(dB)	(dB)
AV	11.48958G	43.61	54.00	-10.39	15.83	3	Vertical	360	2.39	-	27.78	40.09	9.97	34.23
PK	11.47872G	56.17	74.00	-17.83	15.82	3	Vertical	360	2.39	-	40.35	40.08	9.97	34.23

802.11a_Nss1,(6Mbps)_2TX

5745MHz_TX

12/07/2020

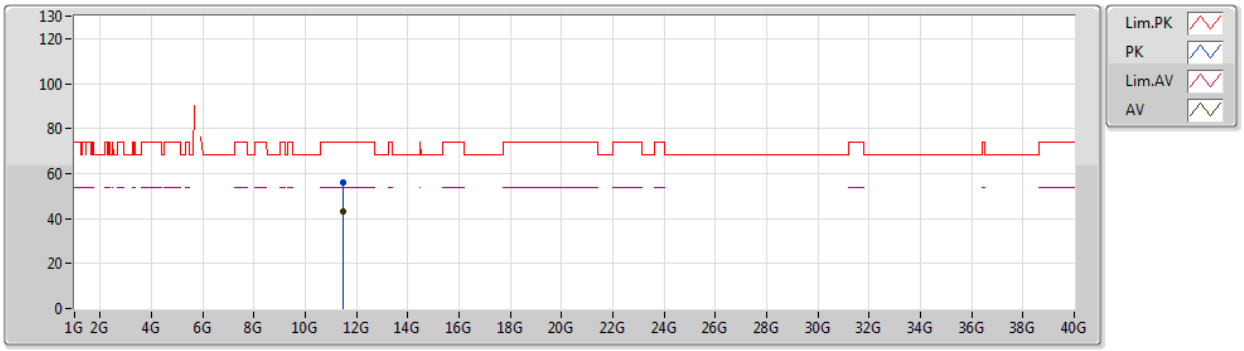

Type	Freq	Level	Limit	Margin	Factor	Dist	Condition	Azimuth	Height	Comment	Raw	AF	CL	PA
	(Hz)	(dBuV/m)	(dBuV/m)	(dB)	(dB)	(m)		(°)	(m)		(dBuV)	(dB)	(dB)	(dB)
AV	11.48946G	43.35	54.00	-10.65	15.83	3	Horizontal	320	1.50	-	27.52	40.09	9.97	34.23
PK	11.49618G	56.15	74.00	-17.85	15.84	3	Horizontal	320	1.50	-	40.31	40.10	9.97	34.23

802.11a_Nss1,(6Mbps)_2TX

5785MHz_TX

12/07/2020

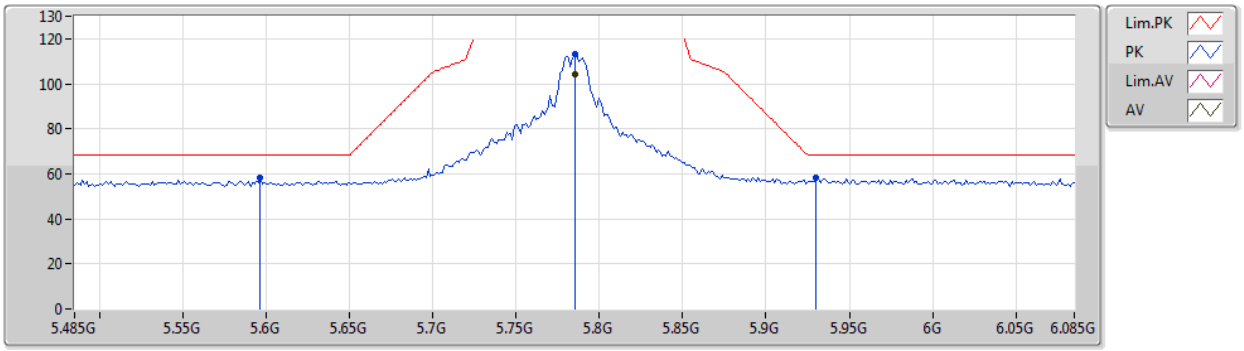

Type	Freq	Level	Limit	Margin	Factor	Dist	Condition	Azimuth	Height	Comment	Raw	AF	CL	PA
	(Hz)	(dBuV/m)	(dBuV/m)	(dB)	(dB)	(m)		(°)	(m)		(dBuV)	(dB)	(dB)	(dB)
AV	5.785G	104.50	Inf	-Inf	5.69	3	Vertical	267	2.08	-	98.81	32.17	7.89	34.37
PK	5.5966G	58.16	68.20	-10.04	5.28	3	Vertical	267	2.08	-	52.88	31.81	7.80	34.33
PK	5.785G	113.05	Inf	-Inf	5.69	3	Vertical	267	2.08	-	107.36	32.17	7.89	34.37
PK	5.9302G	58.36	68.20	-9.84	6.22	3	Vertical	267	2.08	-	52.14	32.56	7.97	34.31

802.11a_Nss1,(6Mbps)_2TX

5785MHz_TX

12/07/2020

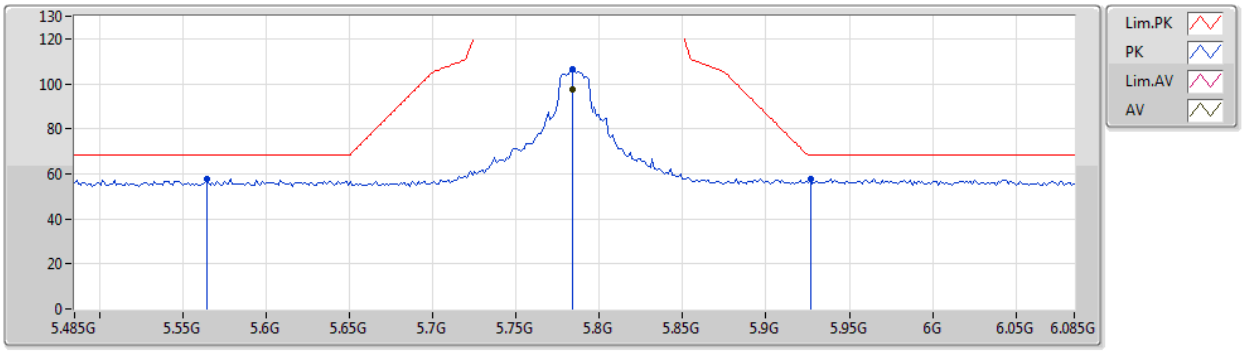

Type	Freq	Level	Limit	Margin	Factor	Dist	Condition	Azimuth	Height	Comment	Raw	AF	CL	PA
	(Hz)	(dBuV/m)	(dBuV/m)	(dB)	(dB)	(m)		(°)	(m)		(dBuV)	(dB)	(dB)	(dB)
AV	5.7838G	97.63	Inf	-Inf	5.69	3	Horizontal	340	2.34	-	91.94	32.17	7.89	34.37
PK	5.5642G	57.86	68.20	-10.34	5.41	3	Horizontal	340	2.34	-	52.45	31.87	7.78	34.24
PK	5.7838G	106.66	Inf	-Inf	5.69	3	Horizontal	340	2.34	-	100.97	32.17	7.89	34.37
PK	5.9266G	57.91	68.20	-10.29	6.19	3	Horizontal	340	2.34	-	51.72	32.55	7.96	34.32

802.11a_Nss1,(6Mbps)_2TX

5785MHz_TX

12/07/2020

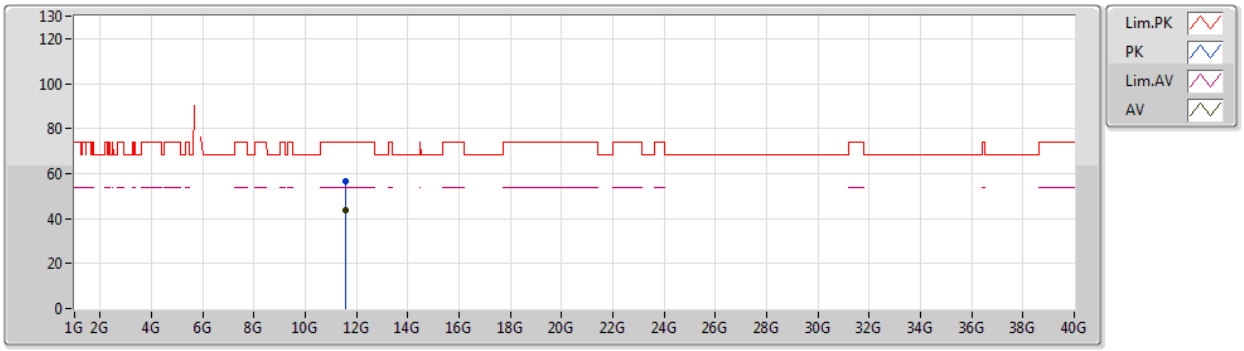

Type	Freq	Level	Limit	Margin	Factor	Dist	Condition	Azimuth	Height	Comment	Raw	AF	CL	PA
	(Hz)	(dBuV/m)	(dBuV/m)	(dB)	(dB)	(m)		(°)	(m)		(dBuV)	(dB)	(dB)	(dB)
AV	11.56976G	43.67	54.00	-10.33	15.64	3	Vertical	360	2.19	-	28.03	39.89	9.99	34.24
PK	11.57648G	56.82	74.00	-17.18	15.62	3	Vertical	360	2.19	-	41.20	39.87	9.99	34.24

802.11a_Nss1,(6Mbps)_2TX

5785MHz_TX

12/07/2020

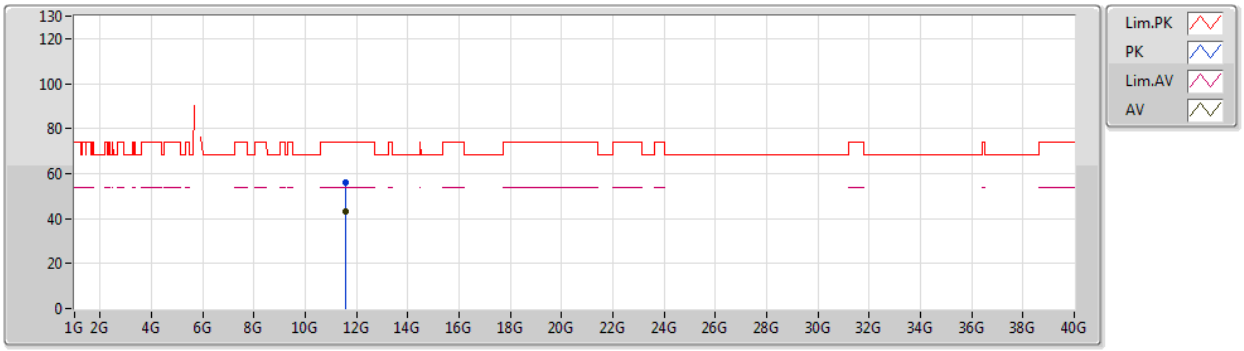

Type	Freq	Level	Limit	Margin	Factor	Dist	Condition	Azimuth	Height	Comment	Raw	AF	CL	PA
	(Hz)	(dBuV/m)	(dBuV/m)	(dB)	(dB)	(m)		(°)	(m)		(dBuV)	(dB)	(dB)	(dB)
AV	11.56136G	43.14	54.00	-10.86	15.67	3	Horizontal	319	1.50	-	27.47	39.92	9.99	34.24
PK	11.5844G	56.06	74.00	-17.94	15.61	3	Horizontal	319	1.50	-	40.45	39.85	10.00	34.24

802.11a_Nss1,(6Mbps)_2TX

5825MHz_TX

12/07/2020

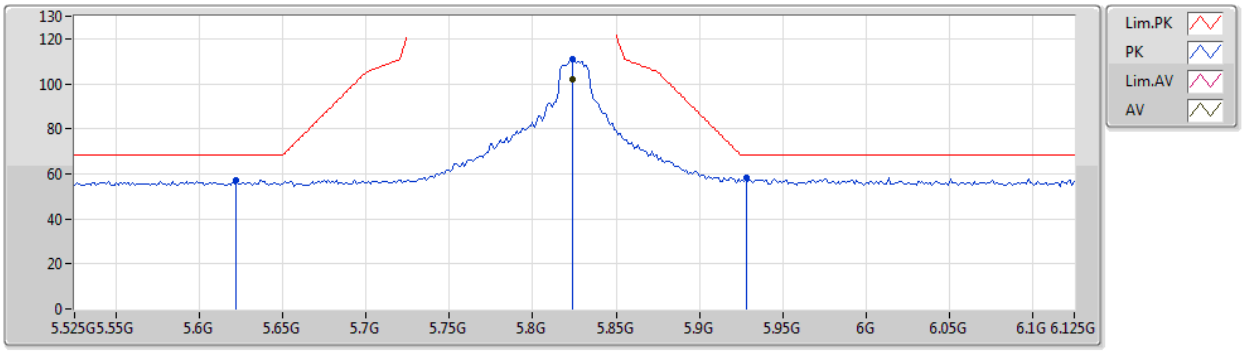

Type	Freq	Level	Limit	Margin	Factor	Dist	Condition	Azimuth	Height	Comment	Raw	AF	CL	PA
	(Hz)	(dBuV/m)	(dBuV/m)	(dB)	(dB)	(m)		(°)	(m)		(dBuV)	(dB)	(dB)	(dB)
AV	5.8238G	101.85	Inf	-Inf	5.84	3	Vertical	180	2.00	-	96.01	32.30	7.91	34.37
PK	5.6222G	57.24	68.20	-10.96	5.27	3	Vertical	180	2.00	-	51.97	31.80	7.81	34.34
PK	5.8238G	110.72	Inf	-Inf	5.84	3	Vertical	180	2.00	-	104.88	32.30	7.91	34.37
PK	5.9282G	58.18	68.20	-10.02	6.21	3	Vertical	180	2.00	-	51.97	32.56	7.96	34.31

802.11a_Nss1,(6Mbps)_2TX

5825MHz_TX

12/07/2020

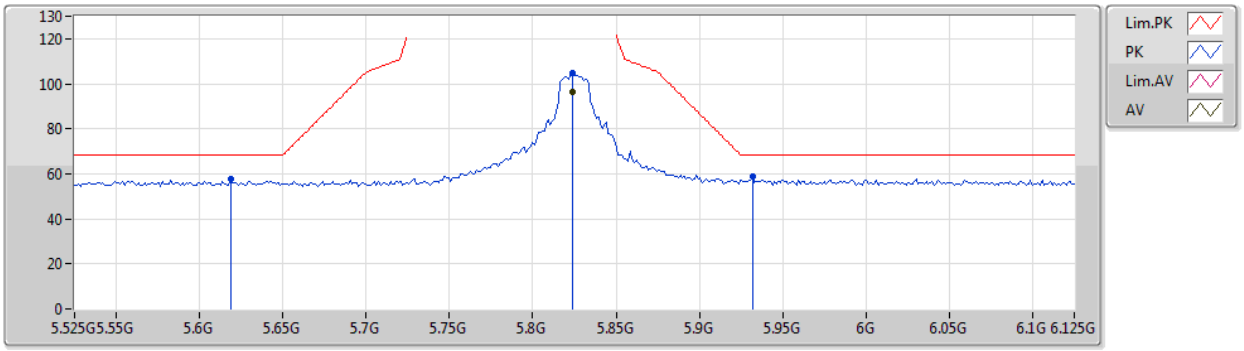

Type	Freq	Level	Limit	Margin	Factor	Dist	Condition	Azimuth	Height	Comment	Raw	AF	CL	PA
	(Hz)	(dBuV/m)	(dBuV/m)	(dB)	(dB)	(m)		(°)	(m)		(dBuV)	(dB)	(dB)	(dB)
AV	5.8238G	96.32	Inf	-Inf	5.84	3	Horizontal	102	2.19	-	90.48	32.30	7.91	34.37
PK	5.6186G	57.59	68.20	-10.61	5.27	3	Horizontal	102	2.19	-	52.32	31.80	7.81	34.34
PK	5.8238G	104.98	Inf	-Inf	5.84	3	Horizontal	102	2.19	-	99.14	32.30	7.91	34.37
PK	5.9318G	58.81	68.20	-9.39	6.23	3	Horizontal	102	2.19	-	52.58	32.56	7.97	34.30

802.11a_Nss1,(6Mbps)_2TX

5825MHz_TX

12/07/2020

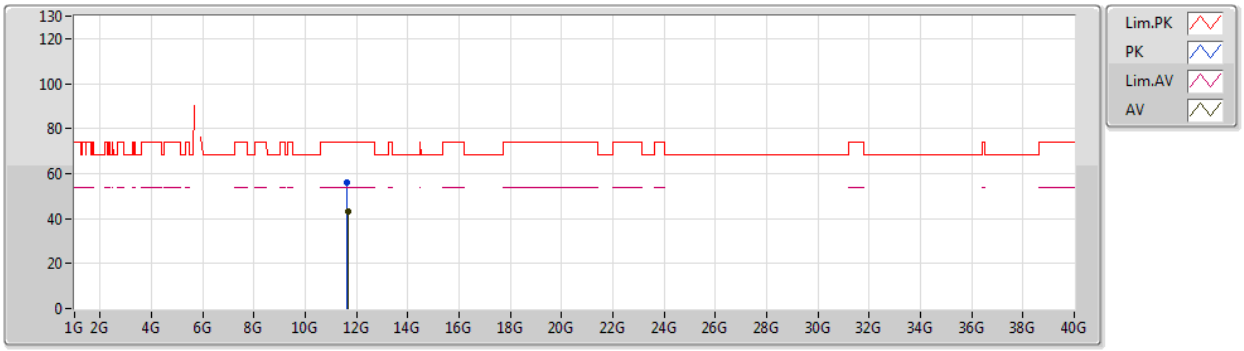

Type	Freq	Level	Limit	Margin	Factor	Dist	Condition	Azimuth	Height	Comment	Raw	AF	CL	PA
	(Hz)	(dBuV/m)	(dBuV/m)	(dB)	(dB)	(m)		(°)	(m)		(dBuV)	(dB)	(dB)	(dB)
AV	11.64988G	43.29	54.00	-10.71	15.32	3	Vertical	352	2.74	-	27.97	39.55	10.01	34.24
PK	11.64496G	56.07	74.00	-17.93	15.35	3	Vertical	352	2.74	-	40.72	39.58	10.01	34.24

802.11a_Nss1,(6Mbps)_2TX

5825MHz_TX

12/07/2020

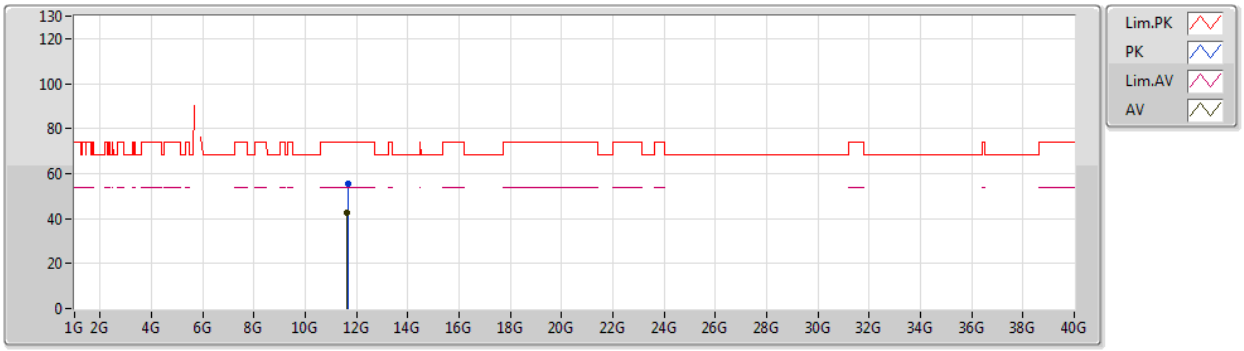

Type	Freq	Level	Limit	Margin	Factor	Dist	Condition	Azimuth	Height	Comment	Raw	AF	CL	PA
	(Hz)	(dBuV/m)	(dBuV/m)	(dB)	(dB)	(m)		(°)	(m)		(dBuV)	(dB)	(dB)	(dB)
AV	11.63794G	42.75	54.00	-11.25	15.38	3	Horizontal	113	1.50	-	27.37	39.61	10.01	34.24
PK	11.65948G	55.63	74.00	-18.37	15.27	3	Horizontal	113	1.50	-	40.36	39.50	10.01	34.24

802.11ac VHT20_Nss1,(MCS0)_2TX

5180MHz_TX

29/07/2020

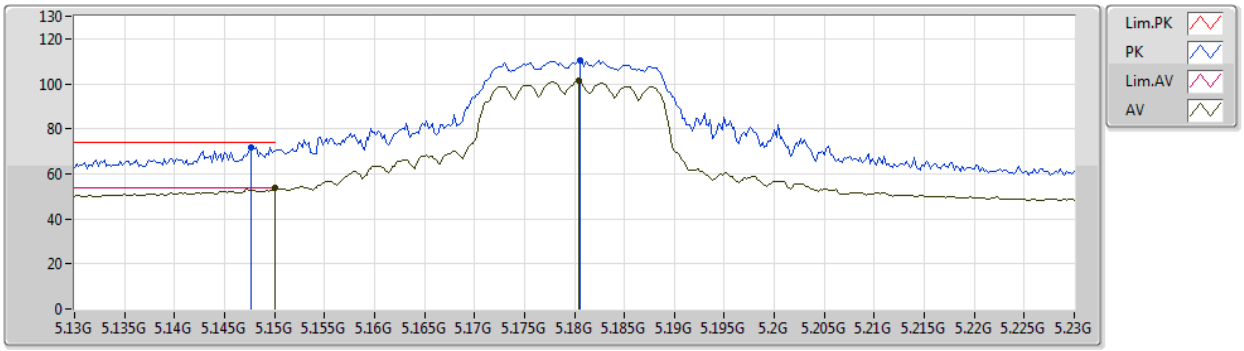

Type	Freq	Level	Limit	Margin	Factor	Dist	Condition	Azimuth	Height	Comment	Raw	AF	CL	PA
	(Hz)	(dBuV/m)	(dBuV/m)	(dB)	(dB)	(m)		(°)	(m)		(dBuV)	(dB)	(dB)	(dB)
AV	5.15G	53.52	54.00	-0.48	9.02	3	Vertical	33	2.36	-	44.50	32.00	7.57	30.55
AV	5.1804G	101.24	Inf	-Inf	8.86	3	Vertical	33	2.36	-	92.38	31.82	7.59	30.55
PK	5.1476G	71.82	74.00	-2.18	9.02	3	Vertical	33	2.36	-	62.80	32.00	7.57	30.55
PK	5.1806G	110.32	Inf	-Inf	8.86	3	Vertical	33	2.36	-	101.46	31.82	7.59	30.55

802.11ac VHT20_Nss1,(MCS0)_2TX

5180MHz_TX

29/07/2020

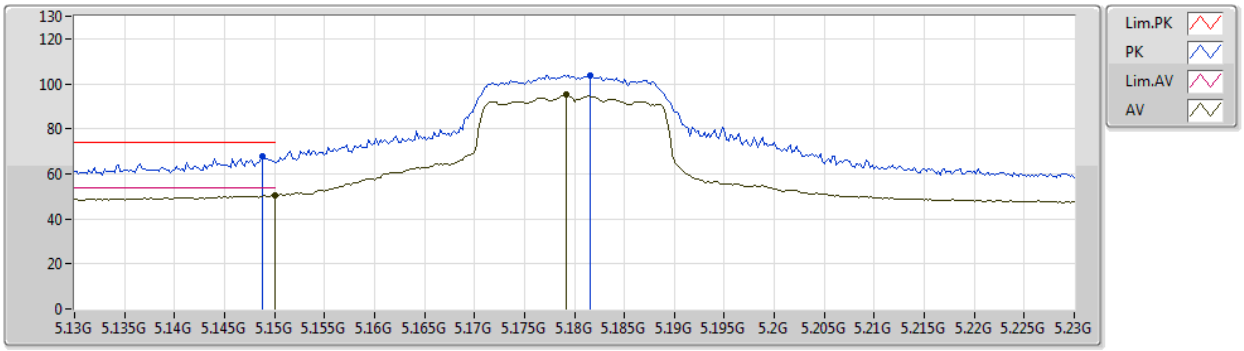

Type	Freq	Level	Limit	Margin	Factor	Dist	Condition	Azimuth	Height	Comment	Raw	AF	CL	PA
	(Hz)	(dBuV/m)	(dBuV/m)	(dB)	(dB)	(m)		(°)	(m)		(dBuV)	(dB)	(dB)	(dB)
AV	5.15G	50.60	54.00	-3.40	9.02	3	Horizontal	322	2.39	-	41.58	32.00	7.57	30.55
AV	5.1792G	95.10	Inf	-Inf	8.86	3	Horizontal	322	2.39	-	86.24	31.82	7.59	30.55
PK	5.1488G	67.78	74.00	-6.22	9.02	3	Horizontal	322	2.39	-	58.76	32.00	7.57	30.55
PK	5.1816G	103.93	Inf	-Inf	8.85	3	Horizontal	322	2.39	-	95.08	31.81	7.59	30.55

802.11ac VHT20_Nss1,(MCS0)_2TX

5180MHz_TX

29/07/2020

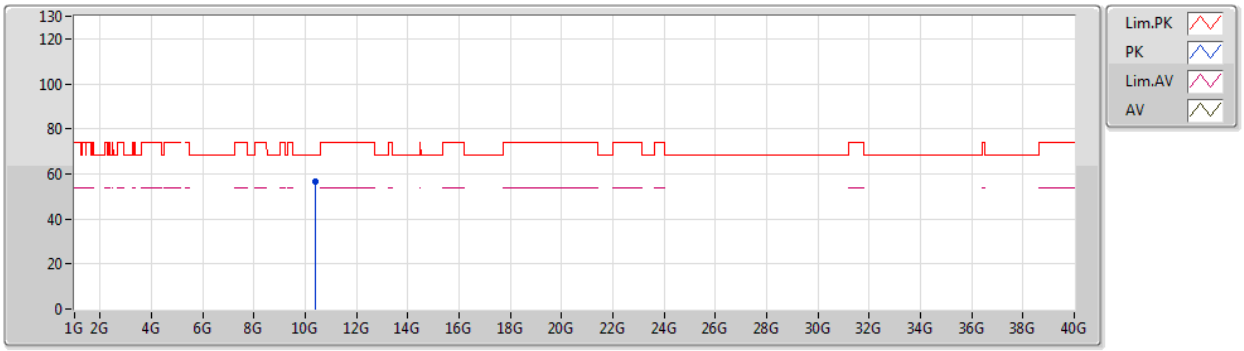

Type	Freq	Level	Limit	Margin	Factor	Dist	Condition	Azimuth	Height	Comment	Raw	AF	CL	PA
	(Hz)	(dBuV/m)	(dBuV/m)	(dB)	(dB)	(m)		(°)	(m)		(dBuV)	(dB)	(dB)	(dB)
PK	10.38032G	56.51	68.20	-11.69	17.83	3	Vertical	222	1.27	-	38.68	39.54	9.70	31.41

802.11ac VHT20_Nss1,(MCS0)_2TX

5180MHz_TX

29/07/2020

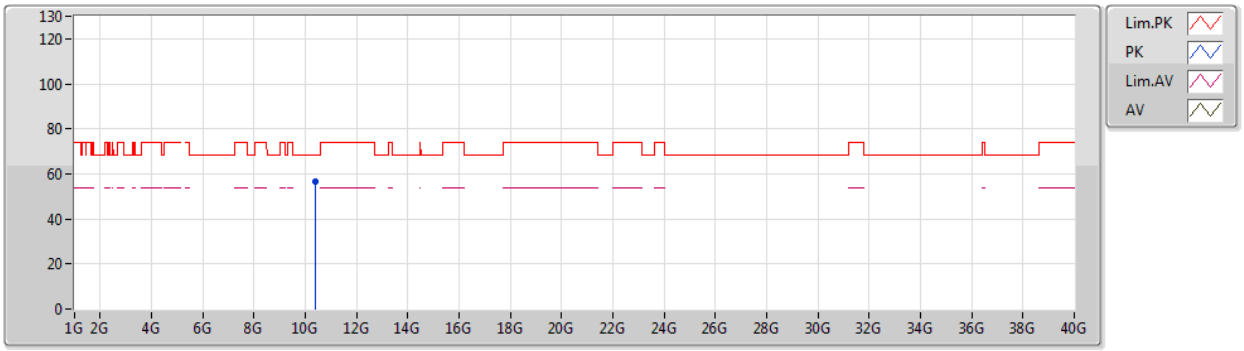

Type	Freq	Level	Limit	Margin	Factor	Dist	Condition	Azimuth	Height	Comment	Raw	AF	CL	PA
	(Hz)	(dBuV/m)	(dBuV/m)	(dB)	(dB)	(m)		(°)	(m)		(dBuV)	(dB)	(dB)	(dB)
PK	10.39104G	56.51	68.20	-11.69	17.86	3	Horizontal	294	2.10	-	38.65	39.57	9.70	31.41

802.11ac VHT20_Nss1,(MCS0)_2TX

5200MHz_TX

29/07/2020

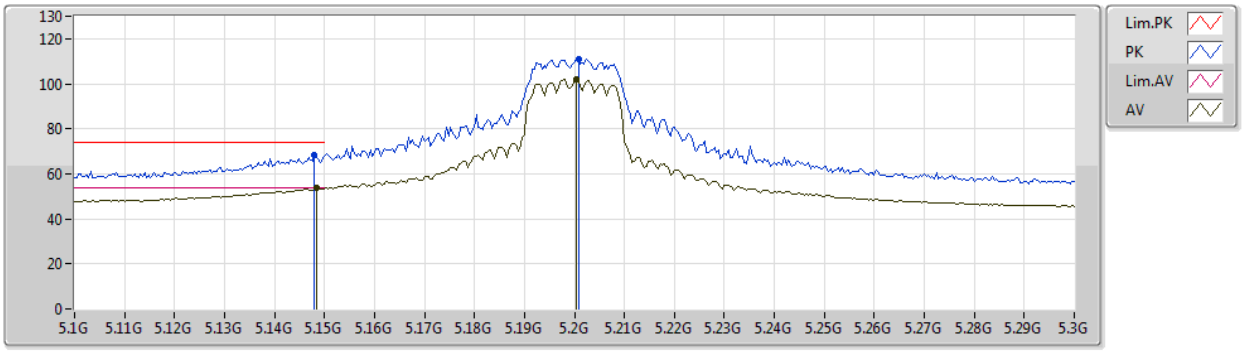

Type	Freq	Level	Limit	Margin	Factor	Dist	Condition	Azimuth	Height	Comment	Raw	AF	CL	PA
	(Hz)	(dBuV/m)	(dBuV/m)	(dB)	(dB)	(m)		(°)	(m)		(dBuV)	(dB)	(dB)	(dB)
AV	5.1484G	53.67	54.00	-0.33	9.02	3	Vertical	31	2.36	-	44.65	32.00	7.57	30.55
AV	5.2004G	102.21	Inf	-Inf	8.75	3	Vertical	31	2.36	-	93.46	31.70	7.60	30.55
PK	5.148G	68.25	74.00	-5.75	9.02	3	Vertical	31	2.36	-	59.23	32.00	7.57	30.55
PK	5.2008G	111.17	Inf	-Inf	8.75	3	Vertical	31	2.36	-	102.42	31.70	7.60	30.55

802.11ac VHT20_Nss1,(MCS0)_2TX

5200MHz_TX

29/07/2020

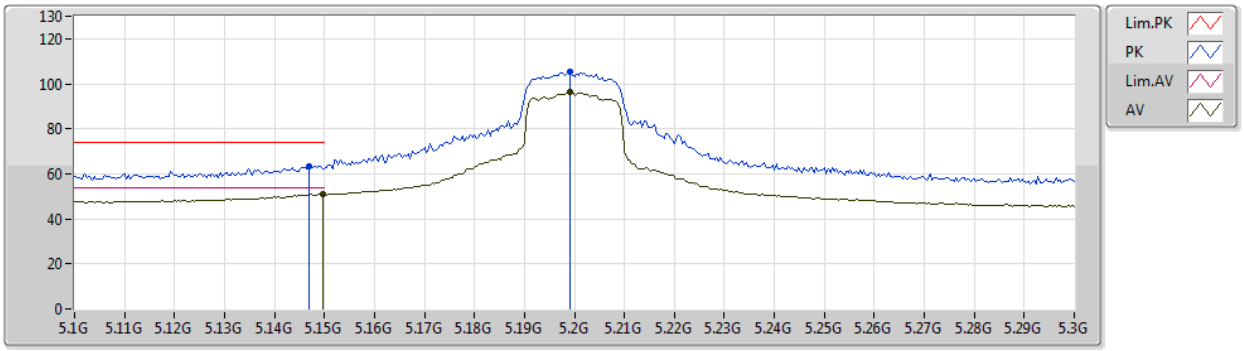

Type	Freq	Level	Limit	Margin	Factor	Dist	Condition	Azimuth	Height	Comment	Raw	AF	CL	PA
	(Hz)	(dBuV/m)	(dBuV/m)	(dB)	(dB)	(m)		(°)	(m)		(dBuV)	(dB)	(dB)	(dB)
AV	5.1496G	51.26	54.00	-2.74	9.02	3	Horizontal	325	2.65	-	42.24	32.00	7.57	30.55
AV	5.1992G	96.28	Inf	-Inf	8.75	3	Horizontal	325	2.65	-	87.53	31.70	7.60	30.55
PK	5.1468G	63.45	74.00	-10.55	9.02	3	Horizontal	325	2.65	-	54.43	32.00	7.57	30.55
PK	5.1992G	105.10	Inf	-Inf	8.75	3	Horizontal	325	2.65	-	96.35	31.70	7.60	30.55

802.11ac VHT20_Nss1,(MCS0)_2TX

5200MHz_TX

29/07/2020

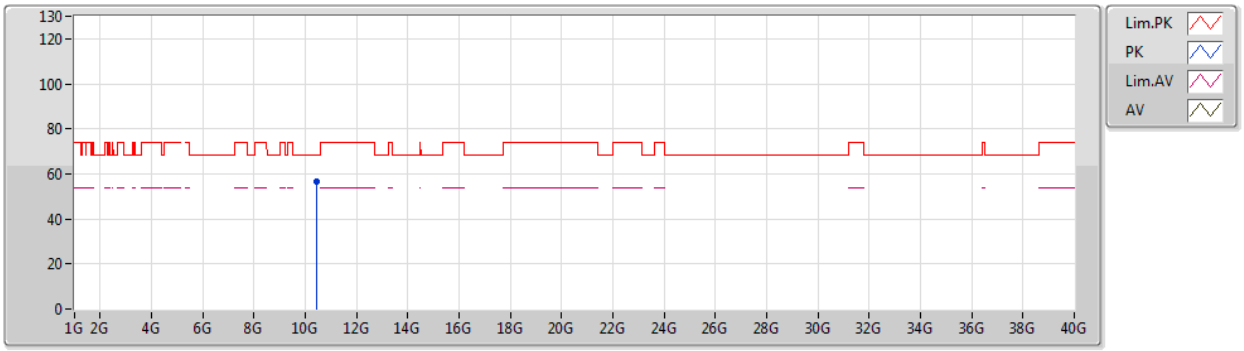

Type	Freq	Level	Limit	Margin	Factor	Dist	Condition	Azimuth	Height	Comment	Raw	AF	CL	PA
	(Hz)	(dBuV/m)	(dBuV/m)	(dB)	(dB)	(m)		(°)	(m)		(dBuV)	(dB)	(dB)	(dB)
PK	10.4256G	56.76	68.20	-11.44	17.98	3	Vertical	147	2.42	-	38.78	39.68	9.71	31.41

802.11ac VHT20_Nss1,(MCS0)_2TX

5200MHz_TX

29/07/2020

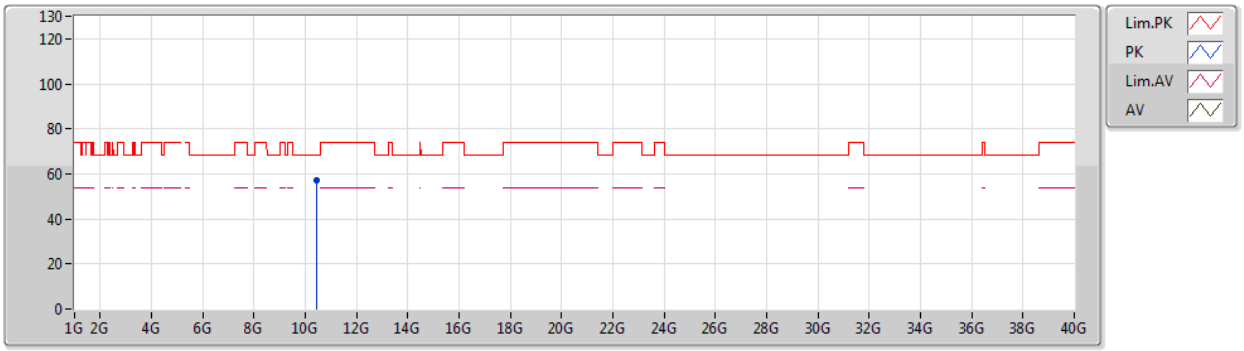

Type	Freq	Level	Limit	Margin	Factor	Dist	Condition	Azimuth	Height	Comment	Raw	AF	CL	PA
	(Hz)	(dBuV/m)	(dBuV/m)	(dB)	(dB)	(m)		(°)	(m)		(dBuV)	(dB)	(dB)	(dB)
PK	10.42576G	57.24	68.20	-10.96	17.98	3	Horizontal	276	2.38	-	39.26	39.68	9.71	31.41

802.11ac VHT20_Nss1,(MCS0)_2TX

5240MHz_TX

29/07/2020

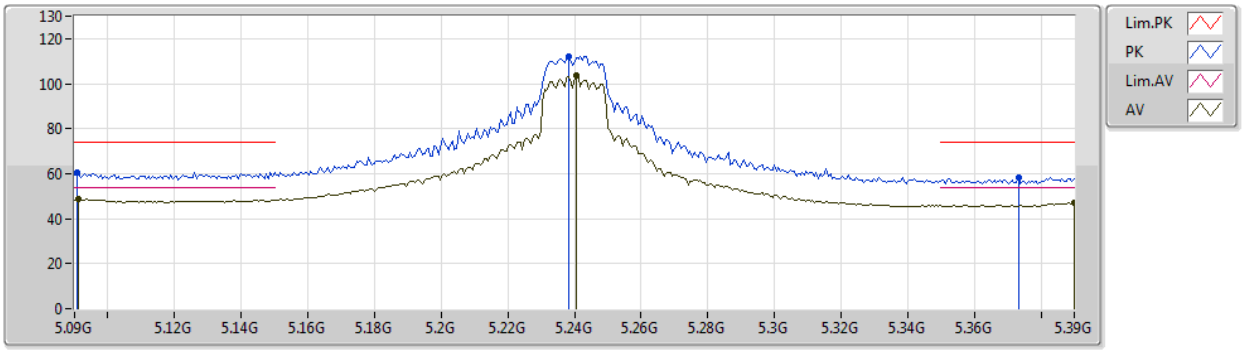

Type	Freq	Level	Limit	Margin	Factor	Dist	Condition	Azimuth	Height	Comment	Raw	AF	CL	PA
	(Hz)	(dBuV/m)	(dBuV/m)	(dB)	(dB)	(m)		(°)	(m)		(dBuV)	(dB)	(dB)	(dB)
AV	5.0912G	48.77	54.00	-5.23	8.96	3	Vertical	264	2.14	-	39.81	31.96	7.55	30.55
AV	5.2406G	103.57	Inf	-Inf	8.53	3	Vertical	264	2.14	-	95.04	31.46	7.62	30.55
AV	5.39G	46.86	54.00	-7.14	8.68	3	Vertical	264	2.14	-	38.18	31.54	7.70	30.56
PK	5.0906G	60.75	74.00	-13.25	8.96	3	Vertical	264	2.14	-	51.79	31.96	7.55	30.55
PK	5.2382G	112.28	Inf	-Inf	8.54	3	Vertical	264	2.14	-	103.74	31.47	7.62	30.55
PK	5.3732G	58.19	74.00	-15.81	8.57	3	Vertical	264	2.14	-	49.62	31.44	7.69	30.56

802.11ac VHT20_Nss1,(MCS0)_2TX

5240MHz_TX

29/07/2020

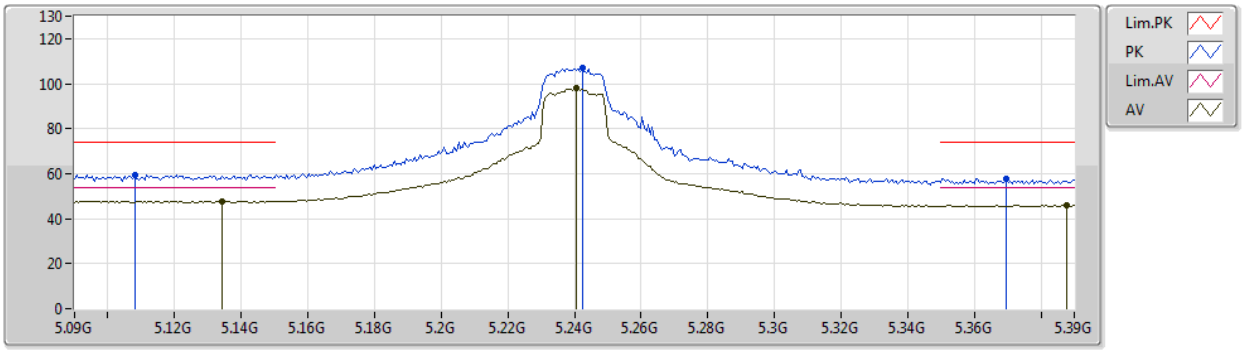

Type	Freq	Level	Limit	Margin	Factor	Dist	Condition	Azimuth	Height	Comment	Raw	AF	CL	PA
	(Hz)	(dBuV/m)	(dBuV/m)	(dB)	(dB)	(m)		(°)	(m)		(dBuV)	(dB)	(dB)	(dB)
AV	5.1344G	47.89	54.00	-6.11	9.02	3	Horizontal	328	2.45	-	38.87	32.00	7.57	30.55
AV	5.2406G	97.84	Inf	-Inf	8.53	3	Horizontal	328	2.45	-	89.31	31.46	7.62	30.55
AV	5.3876G	45.98	54.00	-8.02	8.66	3	Horizontal	328	2.45	-	37.32	31.53	7.69	30.56
PK	5.108G	59.61	74.00	-14.39	9.00	3	Horizontal	328	2.45	-	50.61	32.00	7.55	30.55
PK	5.2424G	106.87	Inf	-Inf	8.52	3	Horizontal	328	2.45	-	98.35	31.45	7.62	30.55
PK	5.3696G	57.86	74.00	-16.14	8.54	3	Horizontal	328	2.45	-	49.32	31.42	7.68	30.56

802.11ac VHT20_Nss1,(MCS0)_2TX

5240MHz_TX

29/07/2020

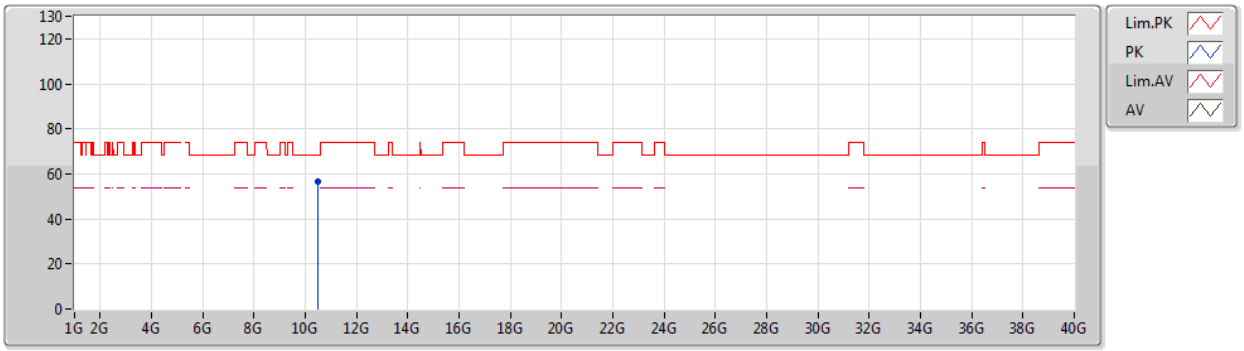

Type	Freq	Level	Limit	Margin	Factor	Dist	Condition	Azimuth	Height	Comment	Raw	AF	CL	PA
	(Hz)	(dBuV/m)	(dBuV/m)	(dB)	(dB)	(m)		(°)	(m)		(dBuV)	(dB)	(dB)	(dB)
PK	10.49792G	56.66	68.20	-11.54	18.19	3	Vertical	347	1.19	-	38.47	39.89	9.72	31.42

802.11ac VHT20_Nss1,(MCS0)_2TX

5240MHz_TX

29/07/2020

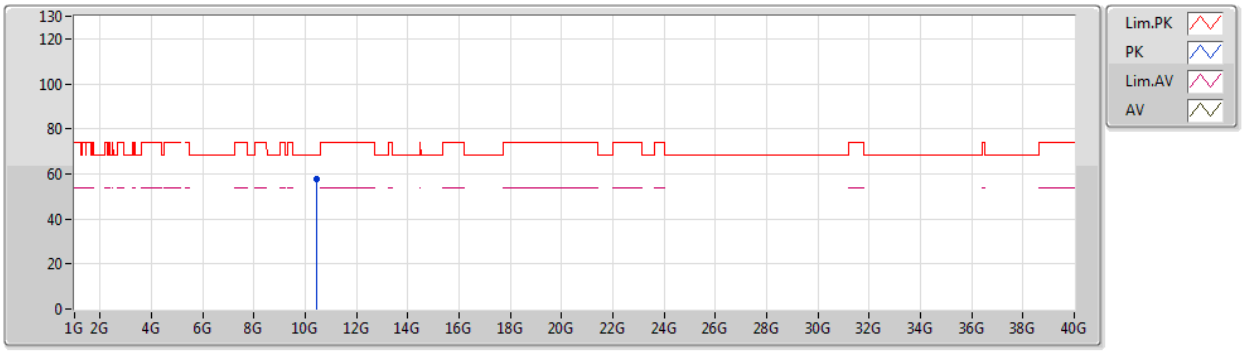

Type	Freq	Level	Limit	Margin	Factor	Dist	Condition	Azimuth	Height	Comment	Raw	AF	CL	PA
	(Hz)	(dBuV/m)	(dBuV/m)	(dB)	(dB)	(m)		(°)	(m)		(dBuV)	(dB)	(dB)	(dB)
PK	10.45696G	57.57	68.20	-10.63	18.07	3	Horizontal	112	2.35	-	39.50	39.77	9.71	31.41

802.11ac VHT20_Nss1,(MCS0)_2TX

5745MHz_TX

29/07/2020

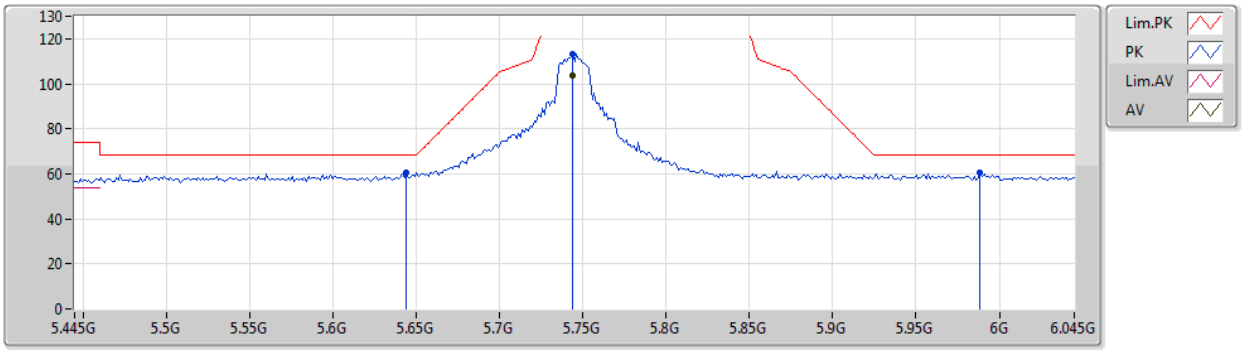

Type	Freq	Level	Limit	Margin	Factor	Dist	Condition	Azimuth	Height	Comment	Raw	AF	CL	PA
	(Hz)	(dBuV/m)	(dBuV/m)	(dB)	(dB)	(m)		(°)	(m)		(dBuV)	(dB)	(dB)	(dB)
AV	5.7438G	103.50	Inf	-Inf	9.35	3	Vertical	84	2.29	-	94.15	32.08	7.87	30.60
PK	5.6442G	60.69	68.20	-7.51	9.04	3	Vertical	84	2.29	-	51.65	31.80	7.82	30.58
PK	5.7438G	113.01	Inf	-Inf	9.35	3	Vertical	84	2.29	-	103.66	32.08	7.87	30.60
PK	5.9886G	60.26	68.20	-7.94	9.87	3	Vertical	84	2.29	-	50.39	32.52	7.99	30.64

802.11ac VHT20_Nss1,(MCS0)_2TX

5745MHz_TX

29/07/2020

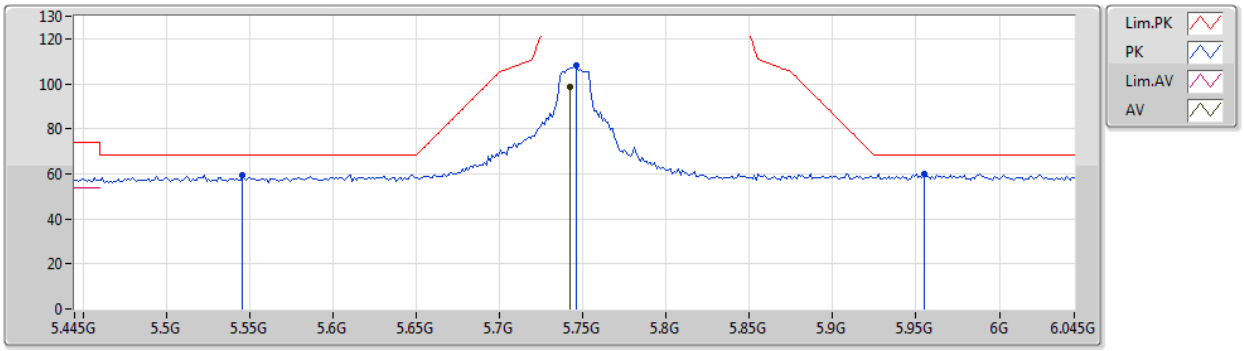

Type	Freq	Level	Limit	Margin	Factor	Dist	Condition	Azimuth	Height	Comment	Raw	AF	CL	PA
	(Hz)	(dBuV/m)	(dBuV/m)	(dB)	(dB)	(m)		(°)	(m)		(dBuV)	(dB)	(dB)	(dB)
AV	5.7426G	98.78	Inf	-Inf	9.34	3	Horizontal	34	1.06	-	89.44	32.07	7.87	30.60
PK	5.5458G	59.60	68.20	-8.60	9.10	3	Horizontal	34	1.06	-	50.50	31.90	7.77	30.57
PK	5.7462G	107.97	Inf	-Inf	9.35	3	Horizontal	34	1.06	-	98.62	32.08	7.87	30.60
PK	5.955G	60.07	68.20	-8.13	9.94	3	Horizontal	34	1.06	-	50.13	32.59	7.98	30.63

802.11ac VHT20_Nss1,(MCS0)_2TX

5745MHz_TX

29/07/2020

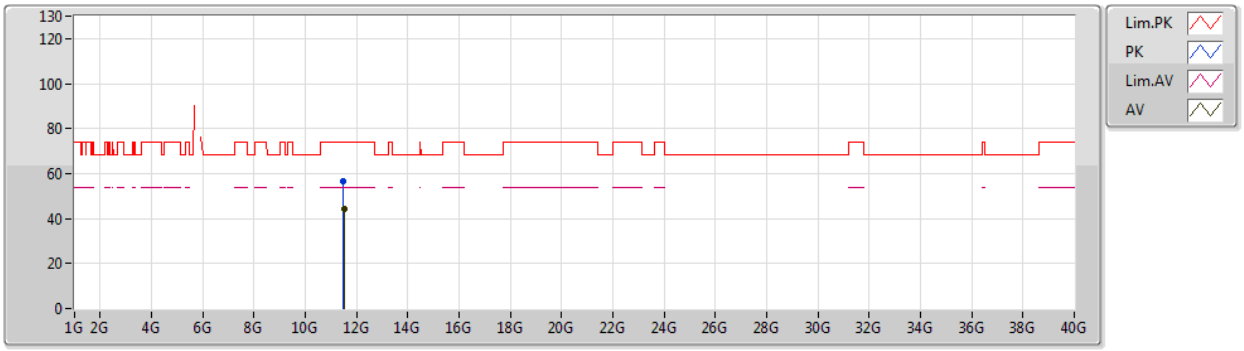

Type	Freq	Level	Limit	Margin	Factor	Dist	Condition	Azimuth	Height	Comment	Raw	AF	CL	PA
	(Hz)	(dBuV/m)	(dBuV/m)	(dB)	(dB)	(m)		(°)	(m)		(dBuV)	(dB)	(dB)	(dB)
AV	11.51064G	44.41	54.00	-9.59	18.63	3	Vertical	187	2.42	-	25.78	40.07	9.98	31.42
PK	11.47768G	56.65	74.00	-17.35	18.63	3	Vertical	187	2.42	-	38.02	40.08	9.97	31.42

802.11ac VHT20_Nss1,(MCS0)_2TX

5745MHz_TX

29/07/2020

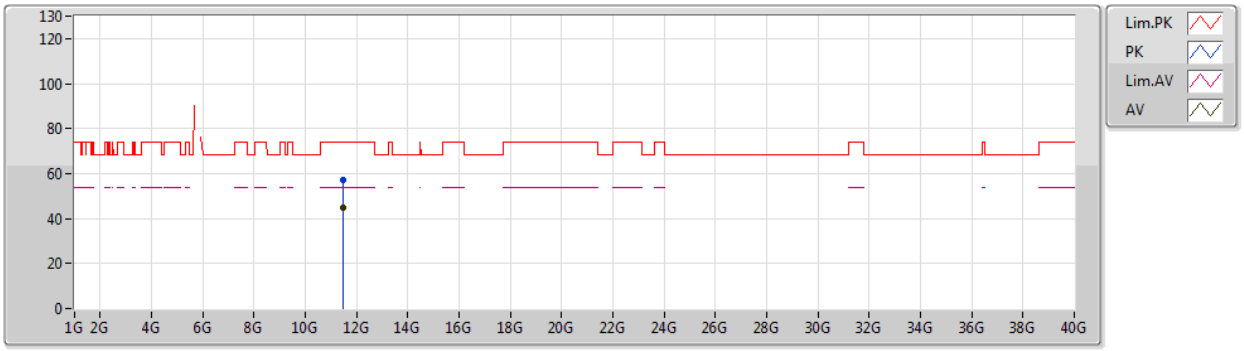

Type	Freq	Level	Limit	Margin	Factor	Dist	Condition	Azimuth	Height	Comment	Raw	AF	CL	PA
	(Hz)	(dBuV/m)	(dBuV/m)	(dB)	(dB)	(m)		(°)	(m)		(dBuV)	(dB)	(dB)	(dB)
AV	11.48568G	44.71	54.00	-9.29	18.64	3	Horizontal	273	1.43	-	26.07	40.09	9.97	31.42
PK	11.4524G	57.42	74.00	-16.58	18.59	3	Horizontal	273	1.43	-	38.83	40.05	9.96	31.42

802.11ac VHT20_Nss1,(MCS0)_2TX

5785MHz_TX

29/07/2020

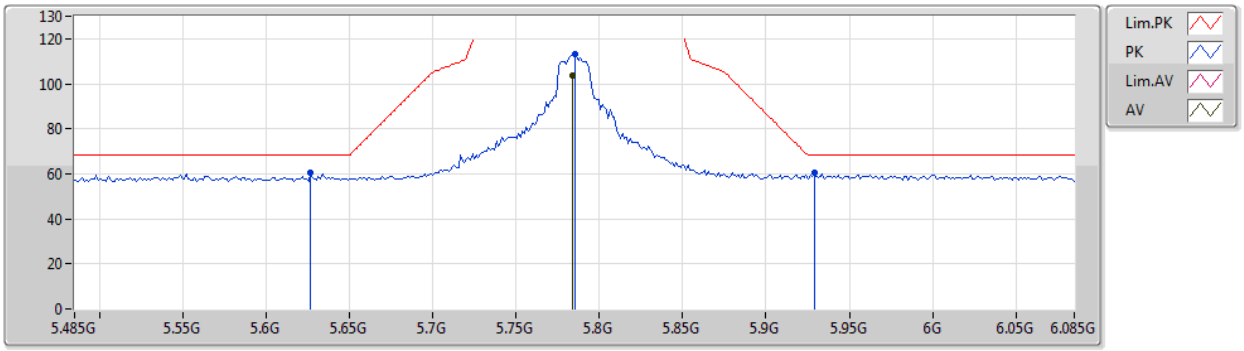

Type	Freq	Level	Limit	Margin	Factor	Dist	Condition	Azimuth	Height	Comment	Raw	AF	CL	PA
	(Hz)	(dBuV/m)	(dBuV/m)	(dB)	(dB)	(m)		(°)	(m)		(dBuV)	(dB)	(dB)	(dB)
AV	5.7838G	103.85	Inf	-Inf	9.45	3	Vertical	34	2.27	-	94.40	32.17	7.89	30.61
PK	5.6266G	60.38	68.20	-7.82	9.03	3	Vertical	34	2.27	-	51.35	31.80	7.81	30.58
PK	5.785G	113.13	Inf	-Inf	9.45	3	Vertical	34	2.27	-	103.68	32.17	7.89	30.61
PK	5.929G	60.41	68.20	-7.79	9.89	3	Vertical	34	2.27	-	50.52	32.56	7.96	30.63

802.11ac VHT20_Nss1,(MCS0)_2TX

5785MHz_TX

29/07/2020

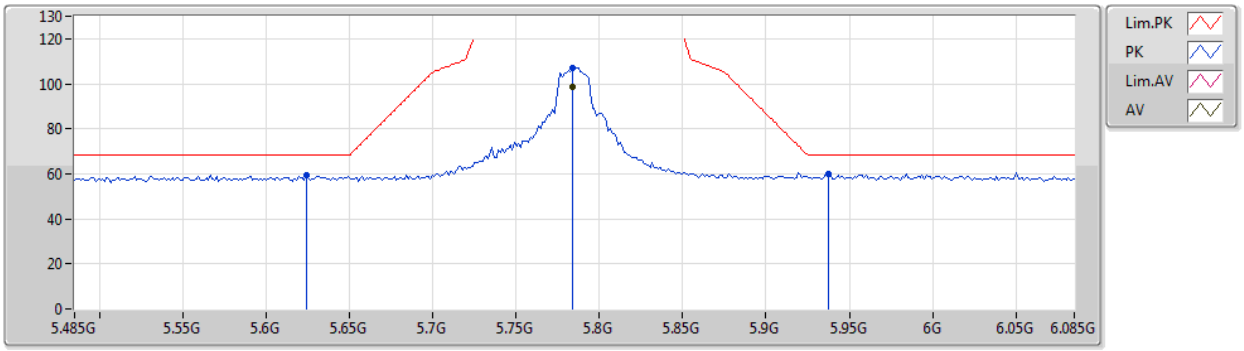

Type	Freq	Level	Limit	Margin	Factor	Dist	Condition	Azimuth	Height	Comment	Raw	AF	CL	PA
	(Hz)	(dBuV/m)	(dBuV/m)	(dB)	(dB)	(m)		(°)	(m)		(dBuV)	(dB)	(dB)	(dB)
AV	5.7838G	98.52	Inf	-Inf	9.45	3	Horizontal	37	2.24	-	89.07	32.17	7.89	30.61
PK	5.6242G	59.24	68.20	-8.96	9.03	3	Horizontal	37	2.24	-	50.21	31.80	7.81	30.58
PK	5.7838G	107.07	Inf	-Inf	9.45	3	Horizontal	37	2.24	-	97.62	32.17	7.89	30.61
PK	5.9374G	60.23	68.20	-7.97	9.91	3	Horizontal	37	2.24	-	50.32	32.57	7.97	30.63

802.11ac VHT20_Nss1,(MCS0)_2TX

5785MHz_TX

29/07/2020

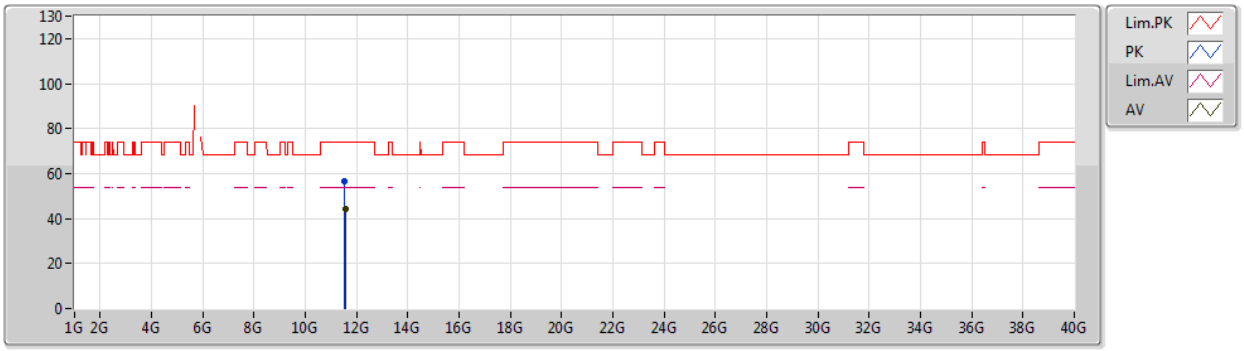

Type	Freq	Level	Limit	Margin	Factor	Dist	Condition	Azimuth	Height	Comment	Raw	AF	CL	PA
	(Hz)	(dBuV/m)	(dBuV/m)	(dB)	(dB)	(m)		(°)	(m)		(dBuV)	(dB)	(dB)	(dB)
AV	11.59352G	44.44	54.00	-9.56	18.38	3	Vertical	110	1.45	-	26.06	39.82	10.00	31.44
PK	11.54776G	56.72	74.00	-17.28	18.52	3	Vertical	110	1.45	-	38.20	39.96	9.99	31.43

802.11ac VHT20_Nss1,(MCS0)_2TX

5785MHz_TX

29/07/2020

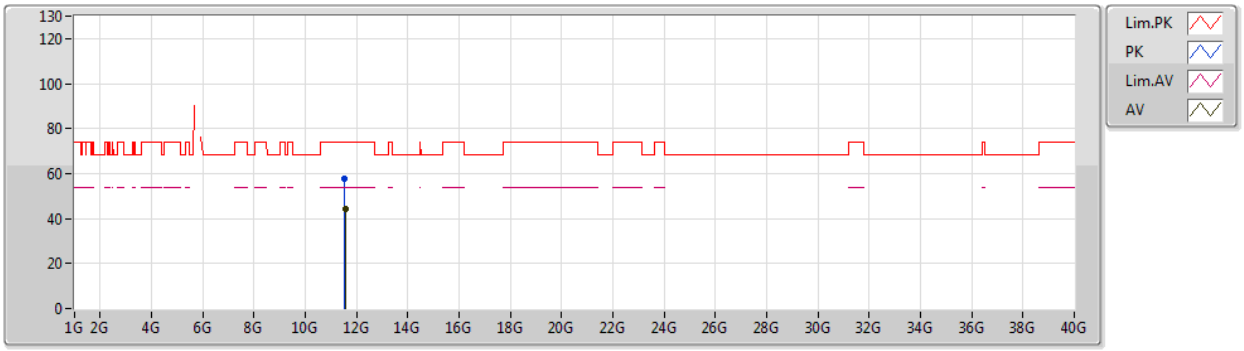

Type	Freq	Level	Limit	Margin	Factor	Dist	Condition	Azimuth	Height	Comment	Raw	AF	CL	PA
	(Hz)	(dBuV/m)	(dBuV/m)	(dB)	(dB)	(m)		(°)	(m)		(dBuV)	(dB)	(dB)	(dB)
AV	11.59736G	44.30	54.00	-9.70	18.37	3	Horizontal	284	1.72	-	25.93	39.81	10.00	31.44
PK	11.53384G	57.65	74.00	-16.35	18.55	3	Horizontal	284	1.72	-	39.10	40.00	9.98	31.43

802.11ac VHT20_Nss1,(MCS0)_2TX

5825MHz_TX

29/07/2020

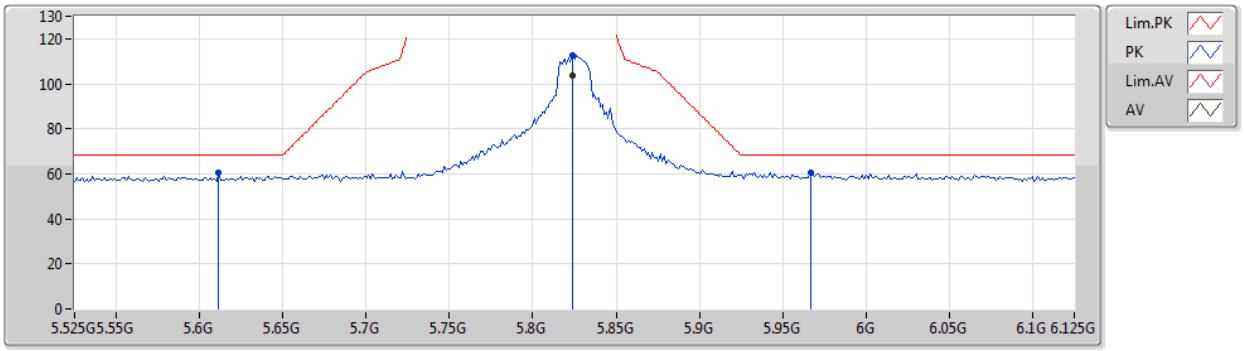

Type	Freq	Level	Limit	Margin	Factor	Dist	Condition	Azimuth	Height	Comment	Raw	AF	CL	PA
	(Hz)	(dBuV/m)	(dBuV/m)	(dB)	(dB)	(m)		(°)	(m)		(dBuV)	(dB)	(dB)	(dB)
AV	5.8238G	103.75	Inf	-Inf	9.60	3	Vertical	34	2.13	-	94.15	32.30	7.91	30.61
PK	5.6114G	60.35	68.20	-7.85	9.03	3	Vertical	34	2.13	-	51.32	31.80	7.81	30.58
PK	5.8238G	112.56	Inf	-Inf	9.60	3	Vertical	34	2.13	-	102.96	32.30	7.91	30.61
PK	5.9666G	60.71	68.20	-7.49	9.92	3	Vertical	34	2.13	-	50.79	32.57	7.98	30.63

802.11ac VHT20_Nss1,(MCS0)_2TX

5825MHz_TX

29/07/2020

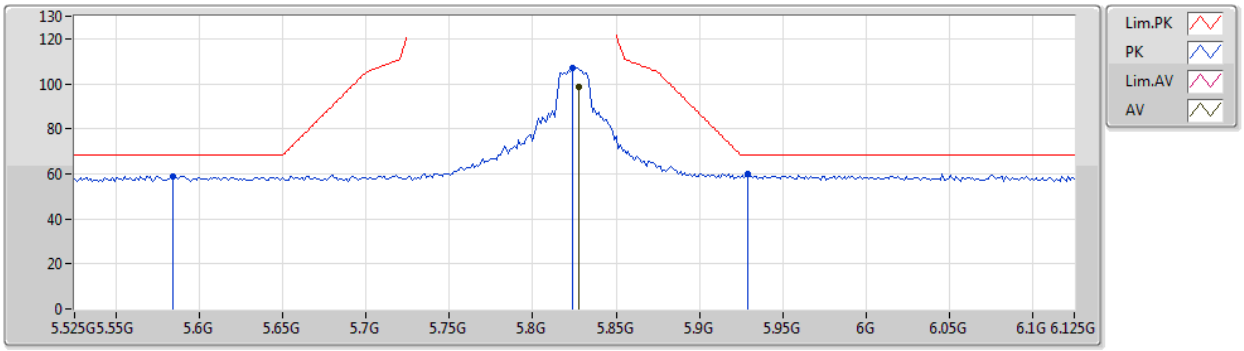

Type	Freq	Level	Limit	Margin	Factor	Dist	Condition	Azimuth	Height	Comment	Raw	AF	CL	PA
	(Hz)	(dBuV/m)	(dBuV/m)	(dB)	(dB)	(m)		(°)	(m)		(dBuV)	(dB)	(dB)	(dB)
AV	5.8274G	98.76	Inf	-Inf	9.61	3	Horizontal	41	1.00	-	89.15	32.31	7.91	30.61
PK	5.5838G	59.01	68.20	-9.19	9.05	3	Horizontal	41	1.00	-	49.96	31.83	7.79	30.57
PK	5.8238G	107.28	Inf	-Inf	9.60	3	Horizontal	41	1.00	-	97.68	32.30	7.91	30.61
PK	5.9294G	59.71	68.20	-8.49	9.89	3	Horizontal	41	1.00	-	49.82	32.56	7.96	30.63

802.11ac VHT20_Nss1,(MCS0)_2TX

5825MHz_TX

29/07/2020

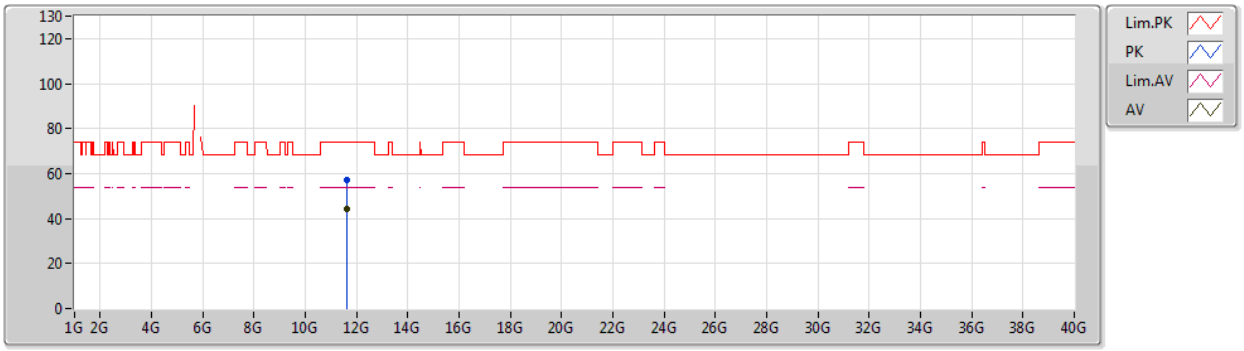

Type	Freq	Level	Limit	Margin	Factor	Dist	Condition	Azimuth	Height	Comment	Raw	AF	CL	PA
	(Hz)	(dBuV/m)	(dBuV/m)	(dB)	(dB)	(m)		(°)	(m)		(dBuV)	(dB)	(dB)	(dB)
AV	11.61384G	44.22	54.00	-9.78	18.28	3	Vertical	227	2.47	-	25.94	39.73	10.00	31.45
PK	11.62824G	56.99	74.00	-17.01	18.22	3	Vertical	227	2.47	-	38.77	39.66	10.01	31.45

802.11ac VHT20_Nss1,(MCS0)_2TX

5825MHz_TX

29/07/2020

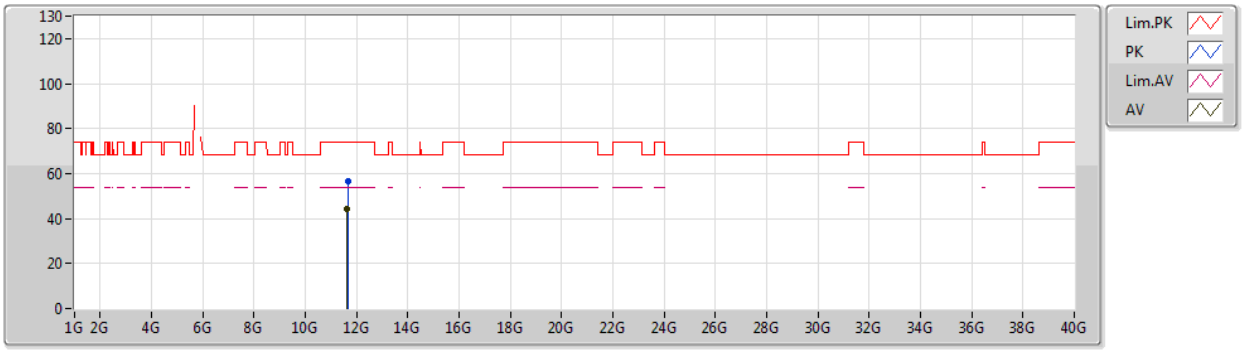

Type	Freq	Level	Limit	Margin	Factor	Dist	Condition	Azimuth	Height	Comment	Raw	AF	CL	PA
	(Hz)	(dBuV/m)	(dBuV/m)	(dB)	(dB)	(m)		(°)	(m)		(dBuV)	(dB)	(dB)	(dB)
AV	11.62696G	44.23	54.00	-9.77	18.23	3	Horizontal	68	2.34	-	26.00	39.67	10.01	31.45
PK	11.66968G	56.71	74.00	-17.29	18.01	3	Horizontal	68	2.34	-	38.70	39.45	10.02	31.46

802.11ac VHT40_Nss1,(MCS0)_2TX

5190MHz_TX

29/07/2020

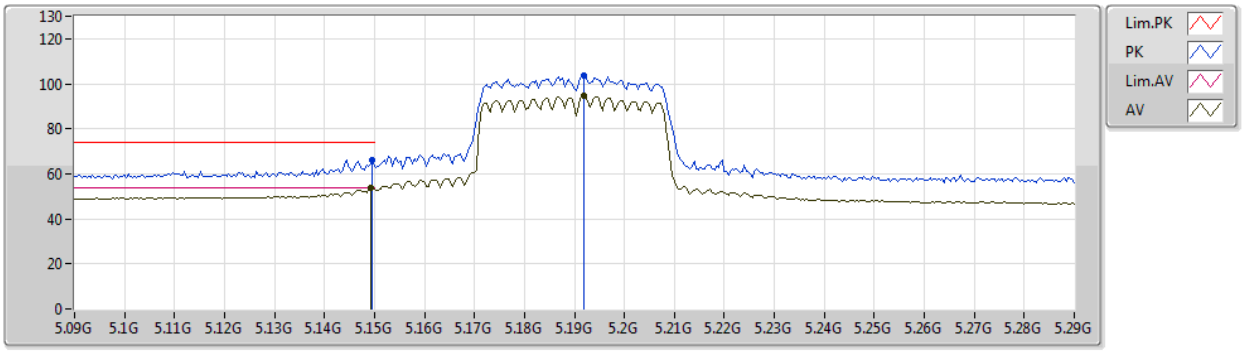

Type	Freq	Level	Limit	Margin	Factor	Dist	Condition	Azimuth	Height	Comment	Raw	AF	CL	PA
	(Hz)	(dBuV/m)	(dBuV/m)	(dB)	(dB)	(m)		(°)	(m)		(dBuV)	(dB)	(dB)	(dB)
AV	5.1492G	53.74	54.00	-0.26	9.02	3	Vertical	263	2.32	-	44.72	32.00	7.57	30.55
AV	5.192G	94.43	Inf	-Inf	8.80	3	Vertical	263	2.32	-	85.63	31.75	7.60	30.55
PK	5.1496G	66.35	74.00	-7.65	9.02	3	Vertical	263	2.32	-	57.33	32.00	7.57	30.55
PK	5.192G	103.52	Inf	-Inf	8.80	3	Vertical	263	2.32	-	94.72	31.75	7.60	30.55

802.11ac VHT40_Nss1,(MCS0)_2TX

5190MHz_TX

29/07/2020

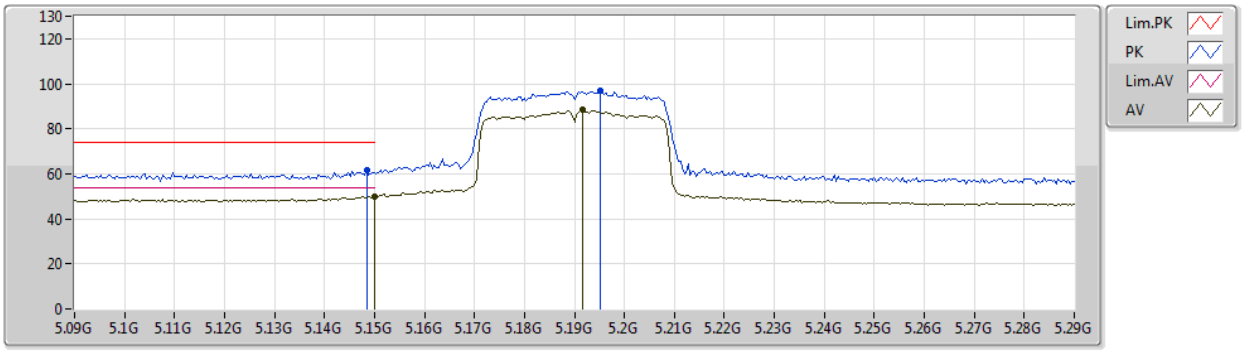

Type	Freq	Level	Limit	Margin	Factor	Dist	Condition	Azimuth	Height	Comment	Raw	AF	CL	PA
	(Hz)	(dBuV/m)	(dBuV/m)	(dB)	(dB)	(m)		(°)	(m)		(dBuV)	(dB)	(dB)	(dB)
AV	5.15G	50.04	54.00	-3.96	9.02	3	Horizontal	331	2.45	-	41.02	32.00	7.57	30.55
AV	5.1916G	88.27	Inf	-Inf	8.80	3	Horizontal	331	2.45	-	79.47	31.75	7.60	30.55
PK	5.1484G	61.59	74.00	-12.41	9.02	3	Horizontal	331	2.45	-	52.57	32.00	7.57	30.55
PK	5.1952G	96.91	Inf	-Inf	8.78	3	Horizontal	331	2.45	-	88.13	31.73	7.60	30.55

802.11ac VHT40_Nss1,(MCS0)_2TX

5190MHz_TX

29/07/2020

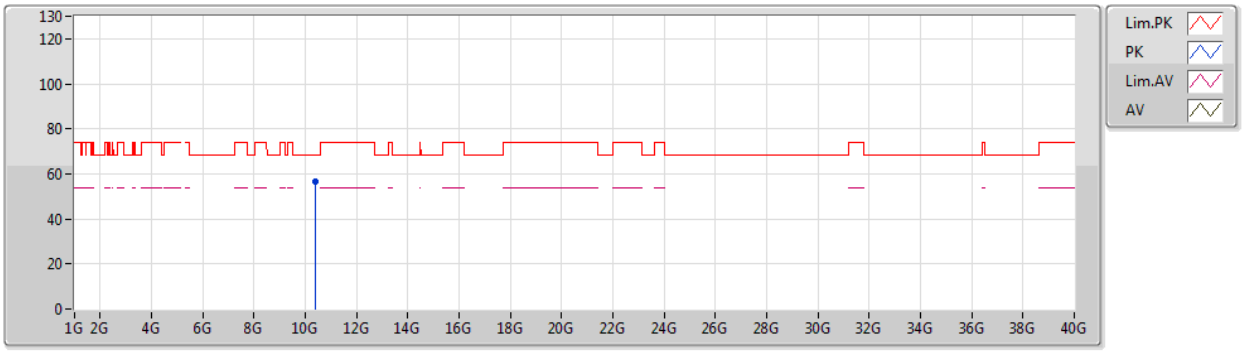

Type	Freq	Level	Limit	Margin	Factor	Dist	Condition	Azimuth	Height	Comment	Raw	AF	CL	PA
	(Hz)	(dBuV/m)	(dBuV/m)	(dB)	(dB)	(m)		(°)	(m)		(dBuV)	(dB)	(dB)	(dB)
PK	10.40688G	56.79	68.20	-11.41	17.91	3	Vertical	20	2.24	-	38.88	39.62	9.70	31.41

802.11ac VHT40_Nss1,(MCS0)_2TX

5190MHz_TX

29/07/2020

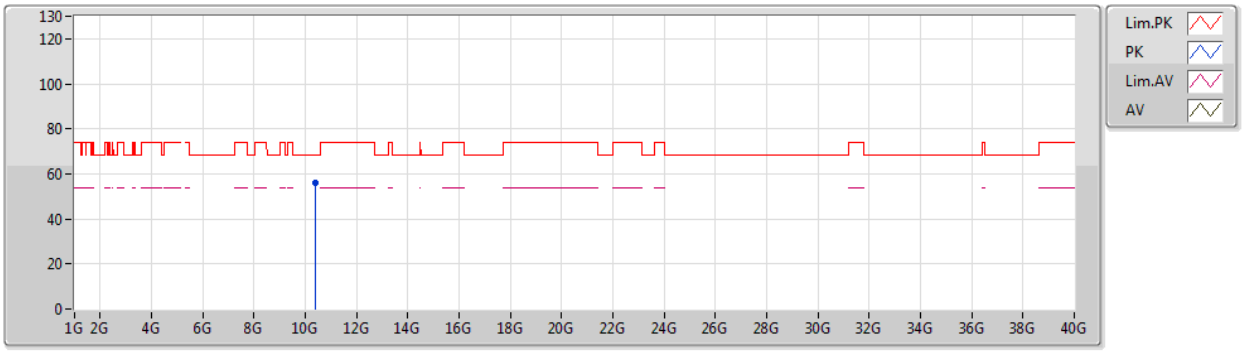

Type	Freq	Level	Limit	Margin	Factor	Dist	Condition	Azimuth	Height	Comment	Raw	AF	CL	PA
	(Hz)	(dBuV/m)	(dBuV/m)	(dB)	(dB)	(m)		(°)	(m)		(dBuV)	(dB)	(dB)	(dB)
PK	10.38848G	56.29	68.20	-11.91	17.86	3	Horizontal	353	1.48	-	38.43	39.57	9.70	31.41

802.11ac VHT40_Nss1,(MCS0)_2TX

5230MHz_TX

29/07/2020

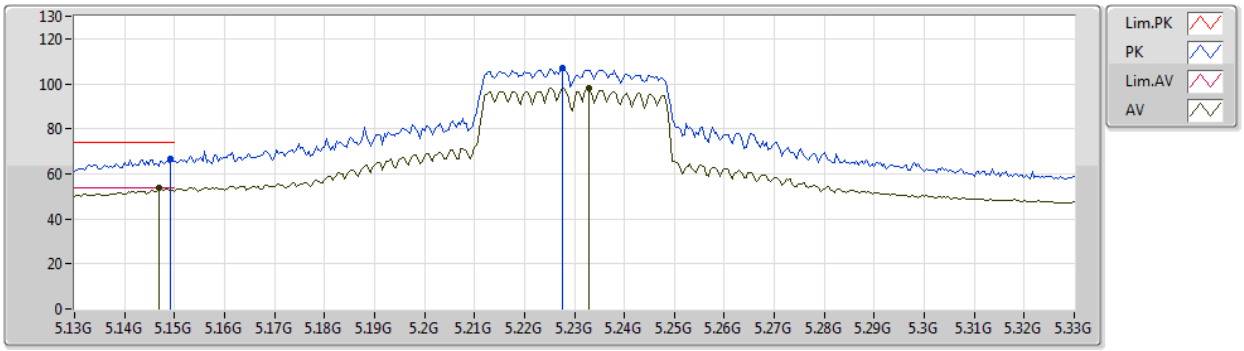

Type	Freq	Level	Limit	Margin	Factor	Dist	Condition	Azimuth	Height	Comment	Raw	AF	CL	PA
	(Hz)	(dBuV/m)	(dBuV/m)	(dB)	(dB)	(m)		(°)	(m)		(dBuV)	(dB)	(dB)	(dB)
AV	5.1468G	53.54	54.00	-0.46	9.02	3	Vertical	22	2.39	-	44.52	32.00	7.57	30.55
AV	5.2328G	97.93	Inf	-Inf	8.57	3	Vertical	22	2.39	-	89.36	31.50	7.62	30.55
PK	5.1492G	66.43	74.00	-7.57	9.02	3	Vertical	22	2.39	-	57.41	32.00	7.57	30.55
PK	5.2276G	107.00	Inf	-Inf	8.59	3	Vertical	22	2.39	-	98.41	31.53	7.61	30.55

802.11ac VHT40_Nss1,(MCS0)_2TX

5230MHz_TX

29/07/2020

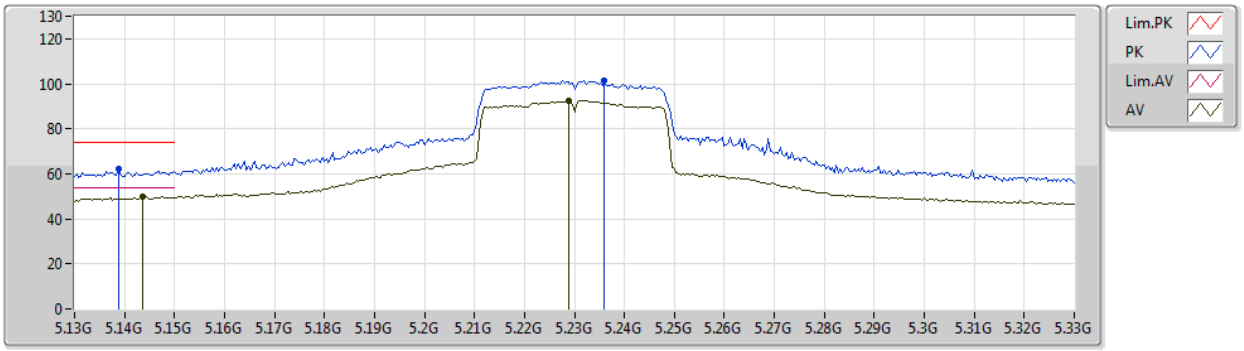

Type	Freq	Level	Limit	Margin	Factor	Dist	Condition	Azimuth	Height	Comment	Raw	AF	CL	PA
	(Hz)	(dBuV/m)	(dBuV/m)	(dB)	(dB)	(m)		(°)	(m)		(dBuV)	(dB)	(dB)	(dB)
AV	5.1436G	49.94	54.00	-4.06	9.02	3	Horizontal	329	2.20	-	40.92	32.00	7.57	30.55
AV	5.2288G	92.64	Inf	-Inf	8.59	3	Horizontal	329	2.20	-	84.05	31.53	7.61	30.55
PK	5.1388G	62.09	74.00	-11.91	9.02	3	Horizontal	329	2.20	-	53.07	32.00	7.57	30.55
PK	5.236G	101.37	Inf	-Inf	8.55	3	Horizontal	329	2.20	-	92.82	31.48	7.62	30.55

802.11ac VHT40_Nss1,(MCS0)_2TX

5230MHz_TX

29/07/2020

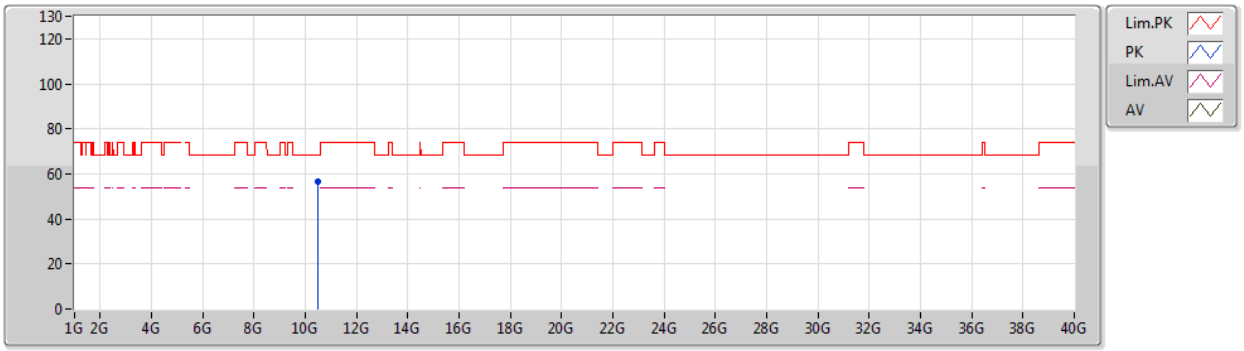

Type	Freq	Level	Limit	Margin	Factor	Dist	Condition	Azimuth	Height	Comment	Raw	AF	CL	PA
	(Hz)	(dBuV/m)	(dBuV/m)	(dB)	(dB)	(m)		(°)	(m)		(dBuV)	(dB)	(dB)	(dB)
PK	10.47488G	56.86	68.20	-11.34	18.12	3	Vertical	87	2.43	-	38.74	39.82	9.72	31.42

802.11ac VHT40_Nss1,(MCS0)_2TX

5230MHz_TX

29/07/2020

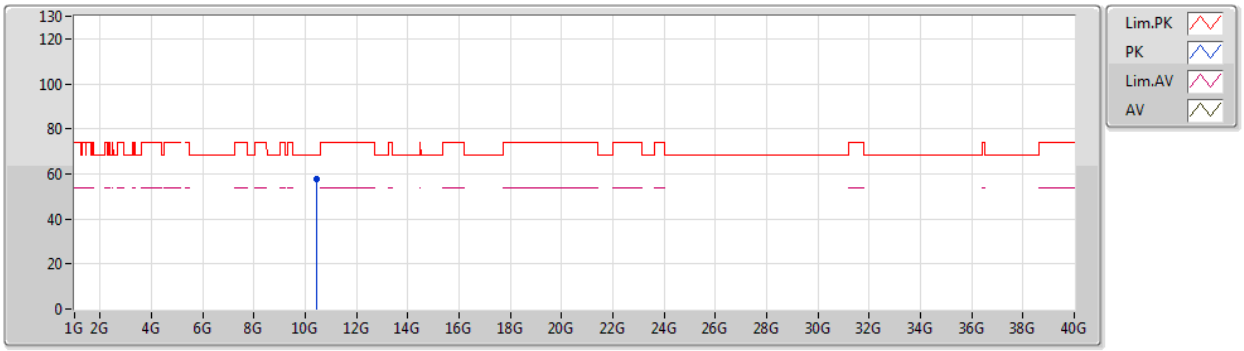

Type	Freq	Level	Limit	Margin	Factor	Dist	Condition	Azimuth	Height	Comment	Raw	AF	CL	PA
	(Hz)	(dBuV/m)	(dBuV/m)	(dB)	(dB)	(m)		(°)	(m)		(dBuV)	(dB)	(dB)	(dB)
PK	10.44928G	57.45	68.20	-10.75	18.05	3	Horizontal	122	2.32	-	39.40	39.75	9.71	31.41

802.11ac VHT40_Nss1,(MCS0)_2TX

5755MHz_TX

29/07/2020

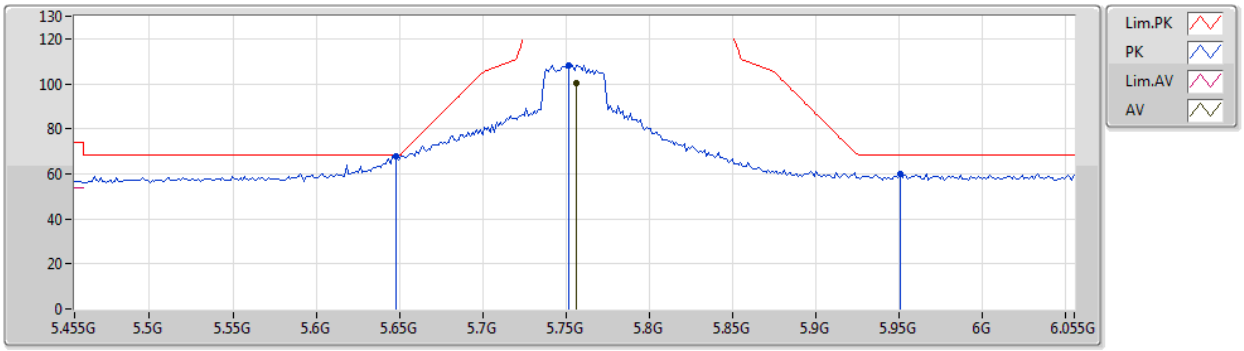

Type	Freq	Level	Limit	Margin	Factor	Dist	Condition	Azimuth	Height	Comment	Raw	AF	CL	PA
	(Hz)	(dBuV/m)	(dBuV/m)	(dB)	(dB)	(m)		(°)	(m)		(dBuV)	(dB)	(dB)	(dB)
AV	5.7562G	100.19	Inf	-Inf	9.39	3	Vertical	83	2.19	-	90.80	32.11	7.88	30.60
PK	5.6482G	67.99	68.20	-0.21	9.04	3	Vertical	83	2.19	-	58.95	31.80	7.82	30.58
PK	5.7514G	108.37	Inf	-Inf	9.38	3	Vertical	83	2.19	-	98.99	32.10	7.88	30.60
PK	5.9506G	59.92	68.20	-8.28	9.95	3	Vertical	83	2.19	-	49.97	32.60	7.98	30.63

802.11ac VHT40_Nss1,(MCS0)_2TX

5755MHz_TX

29/07/2020

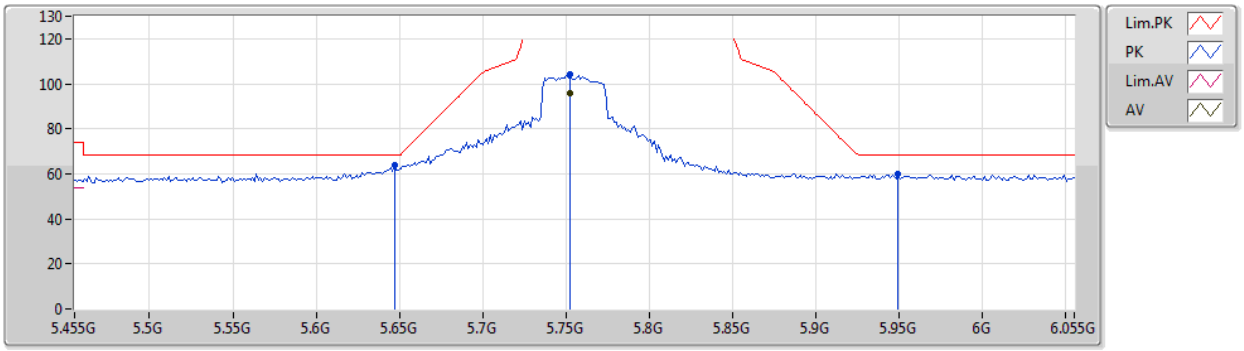

Type	Freq	Level	Limit	Margin	Factor	Dist	Condition	Azimuth	Height	Comment	Raw	AF	CL	PA
	(Hz)	(dBuV/m)	(dBuV/m)	(dB)	(dB)	(m)		(°)	(m)		(dBuV)	(dB)	(dB)	(dB)
AV	5.7526G	95.98	Inf	-Inf	9.39	3	Horizontal	35	2.12	-	86.59	32.11	7.88	30.60
PK	5.647G	64.13	68.20	-4.07	9.04	3	Horizontal	35	2.12	-	55.09	31.80	7.82	30.58
PK	5.7526G	104.03	Inf	-Inf	9.39	3	Horizontal	35	2.12	-	94.64	32.11	7.88	30.60
PK	5.9494G	59.71	68.20	-8.49	9.94	3	Horizontal	35	2.12	-	49.77	32.60	7.97	30.63

802.11ac VHT40_Nss1,(MCS0)_2TX

5755MHz_TX

29/07/2020

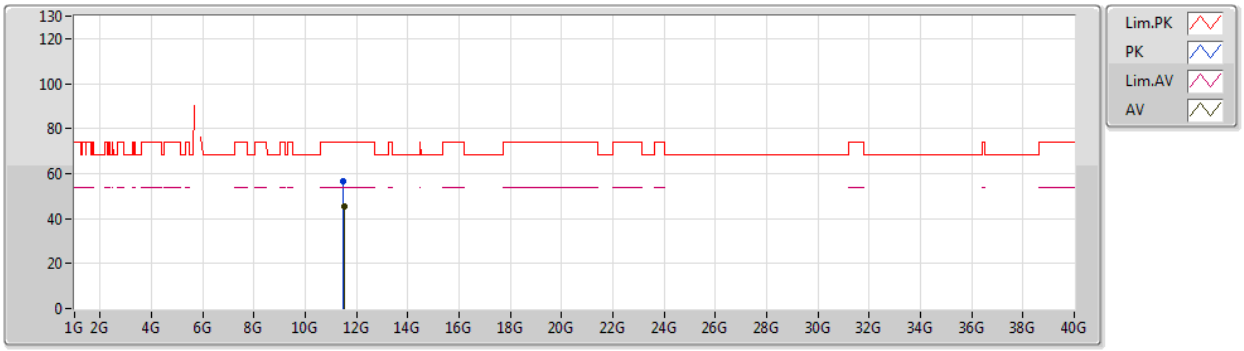

Type	Freq	Level	Limit	Margin	Factor	Dist	Condition	Azimuth	Height	Comment	Raw	AF	CL	PA
	(Hz)	(dBuV/m)	(dBuV/m)	(dB)	(dB)	(m)		(°)	(m)		(dBuV)	(dB)	(dB)	(dB)
AV	11.54344G	45.20	54.00	-8.80	18.53	3	Vertical	145	1.63	-	26.67	39.97	9.99	31.43
PK	11.474G	56.83	74.00	-17.17	18.62	3	Vertical	145	1.63	-	38.21	40.07	9.97	31.42

802.11ac VHT40_Nss1,(MCS0)_2TX

5755MHz_TX

29/07/2020

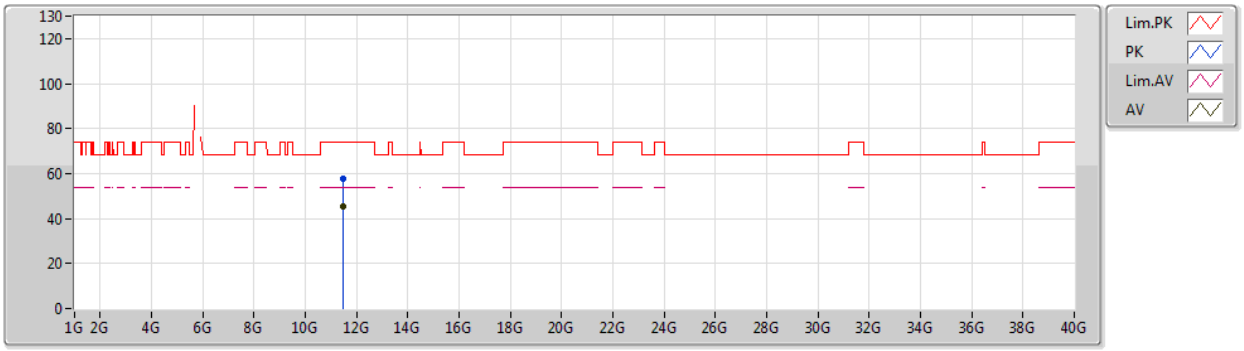

Type	Freq	Level	Limit	Margin	Factor	Dist	Condition	Azimuth	Height	Comment	Raw	AF	CL	PA
	(Hz)	(dBuV/m)	(dBuV/m)	(dB)	(dB)	(m)		(°)	(m)		(dBuV)	(dB)	(dB)	(dB)
AV	11.48248G	45.35	54.00	-8.65	18.63	3	Horizontal	182	1.30	-	26.72	40.08	9.97	31.42
PK	11.49272G	57.80	74.00	-16.20	18.64	3	Horizontal	182	1.30	-	39.16	40.09	9.97	31.42

802.11ac VHT40_Nss1,(MCS0)_2TX

5795MHz_TX

29/07/2020

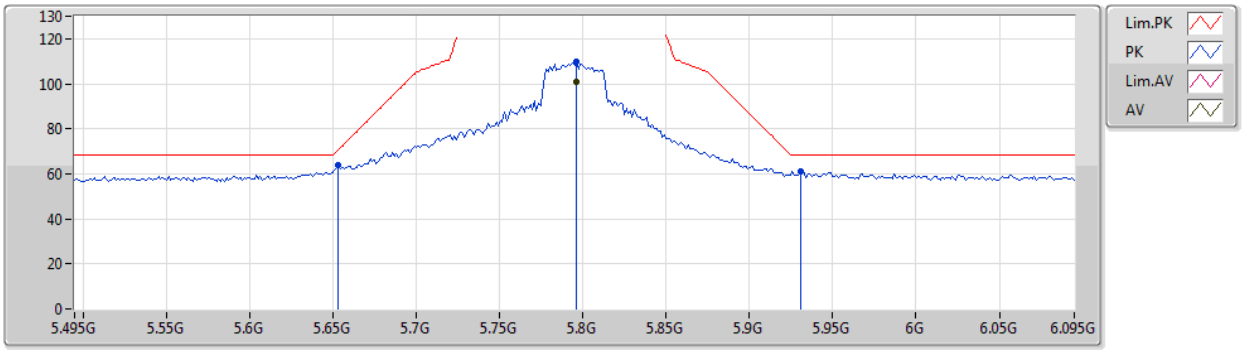

Type	Freq	Level	Limit	Margin	Factor	Dist	Condition	Azimuth	Height	Comment	Raw	AF	CL	PA
	(Hz)	(dBuV/m)	(dBuV/m)	(dB)	(dB)	(m)		(°)	(m)		(dBuV)	(dB)	(dB)	(dB)
AV	5.7962G	100.66	Inf	-Inf	9.48	3	Vertical	86	2.21	-	91.18	32.19	7.90	30.61
PK	5.6534G	63.75	70.72	-6.97	9.06	3	Vertical	86	2.21	-	54.69	31.81	7.83	30.58
PK	5.7962G	109.91	Inf	-Inf	9.48	3	Vertical	86	2.21	-	100.43	32.19	7.90	30.61
PK	5.9306G	61.01	68.20	-7.19	9.90	3	Vertical	86	2.21	-	51.11	32.56	7.97	30.63

802.11ac VHT40_Nss1,(MCS0)_2TX

5795MHz_TX

29/07/2020

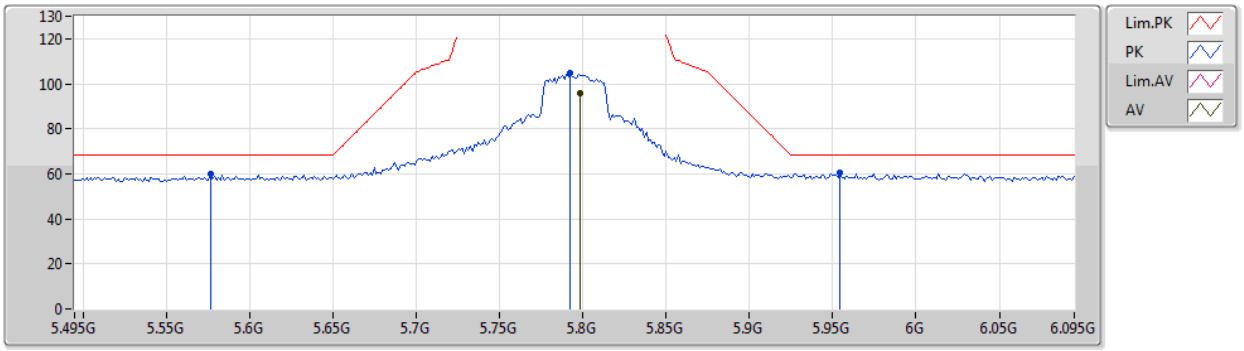

Type	Freq	Level	Limit	Margin	Factor	Dist	Condition	Azimuth	Height	Comment	Raw	AF	CL	PA
	(Hz)	(dBuV/m)	(dBuV/m)	(dB)	(dB)	(m)		(°)	(m)		(dBuV)	(dB)	(dB)	(dB)
AV	5.7986G	96.03	Inf	-Inf	9.49	3	Horizontal	31	1.00	-	86.54	32.20	7.90	30.61
PK	5.5766G	59.76	68.20	-8.44	9.07	3	Horizontal	31	1.00	-	50.69	31.85	7.79	30.57
PK	5.7926G	104.61	Inf	-Inf	9.48	3	Horizontal	31	1.00	-	95.13	32.19	7.90	30.61
PK	5.9546G	60.69	68.20	-7.51	9.94	3	Horizontal	31	1.00	-	50.75	32.59	7.98	30.63

802.11ac VHT40_Nss1,(MCS0)_2TX

5795MHz_TX

29/07/2020

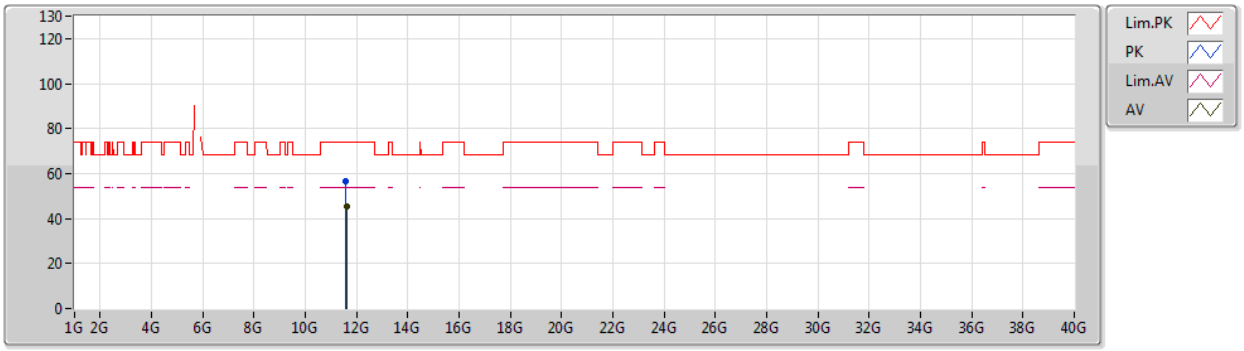

Type	Freq	Level	Limit	Margin	Factor	Dist	Condition	Azimuth	Height	Comment	Raw	AF	CL	PA
	(Hz)	(dBuV/m)	(dBuV/m)	(dB)	(dB)	(m)		(°)	(m)		(dBuV)	(dB)	(dB)	(dB)
AV	11.60344G	45.16	54.00	-8.84	18.34	3	Vertical	28	2.14	-	26.82	39.78	10.00	31.44
PK	11.57448G	56.66	74.00	-17.34	18.43	3	Vertical	28	2.14	-	38.23	39.88	9.99	31.44

802.11ac VHT40_Nss1,(MCS0)_2TX

5795MHz_TX

29/07/2020

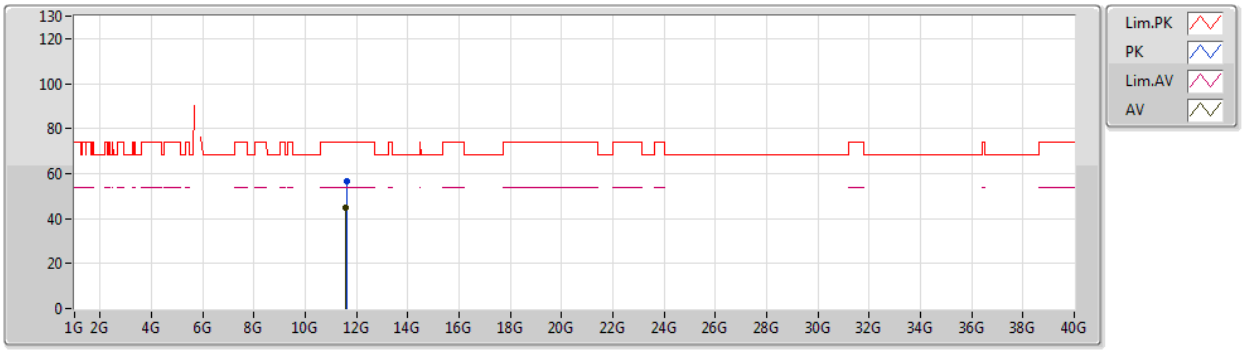

Type	Freq	Level	Limit	Margin	Factor	Dist	Condition	Azimuth	Height	Comment	Raw	AF	CL	PA
	(Hz)	(dBuV/m)	(dBuV/m)	(dB)	(dB)	(m)		(°)	(m)		(dBuV)	(dB)	(dB)	(dB)
AV	11.5852G	44.93	54.00	-9.07	18.40	3	Horizontal	294	1.72	-	26.53	39.84	10.00	31.44
PK	11.62184G	56.81	74.00	-17.19	18.25	3	Horizontal	294	1.72	-	38.56	39.69	10.01	31.45

802.11ac VHT80_Nss1,(MCS0)_2TX

5210MHz_TX

29/07/2020

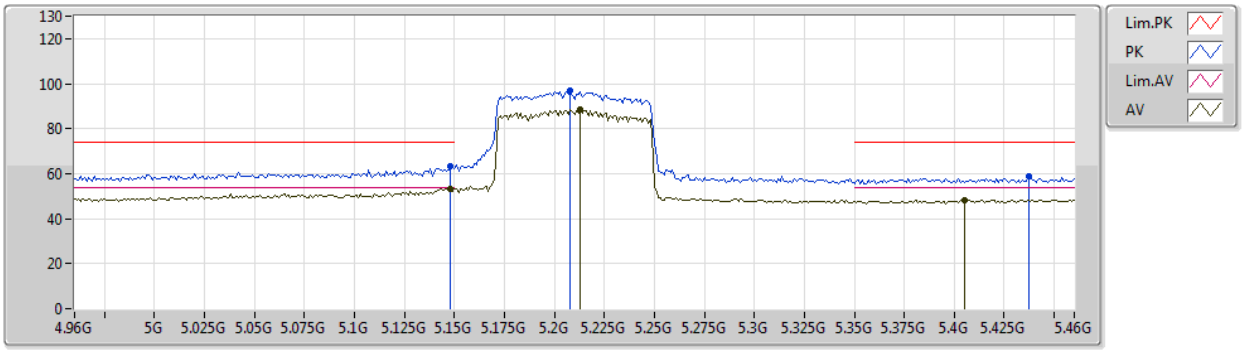

Type	Freq	Level	Limit	Margin	Factor	Dist	Condition	Azimuth	Height	Comment	Raw	AF	CL	PA
	(Hz)	(dBuV/m)	(dBuV/m)	(dB)	(dB)	(m)		(°)	(m)		(dBuV)	(dB)	(dB)	(dB)
AV	5.148G	53.38	54.00	-0.62	9.02	3	Vertical	261	2.07	-	44.36	32.00	7.57	30.55
AV	5.213G	88.81	Inf	-Inf	8.68	3	Vertical	261	2.07	-	80.13	31.62	7.61	30.55
AV	5.405G	48.41	54.00	-5.59	8.76	3	Vertical	261	2.07	-	39.65	31.62	7.70	30.56
PK	5.148G	63.21	74.00	-10.79	9.02	3	Vertical	261	2.07	-	54.19	32.00	7.57	30.55
PK	5.208G	97.20	Inf	-Inf	8.70	3	Vertical	261	2.07	-	88.50	31.65	7.60	30.55
PK	5.437G	58.78	74.00	-15.22	8.91	3	Vertical	261	2.07	-	49.87	31.75	7.72	30.56

802.11ac VHT80_Nss1,(MCS0)_2TX

5210MHz_TX

29/07/2020

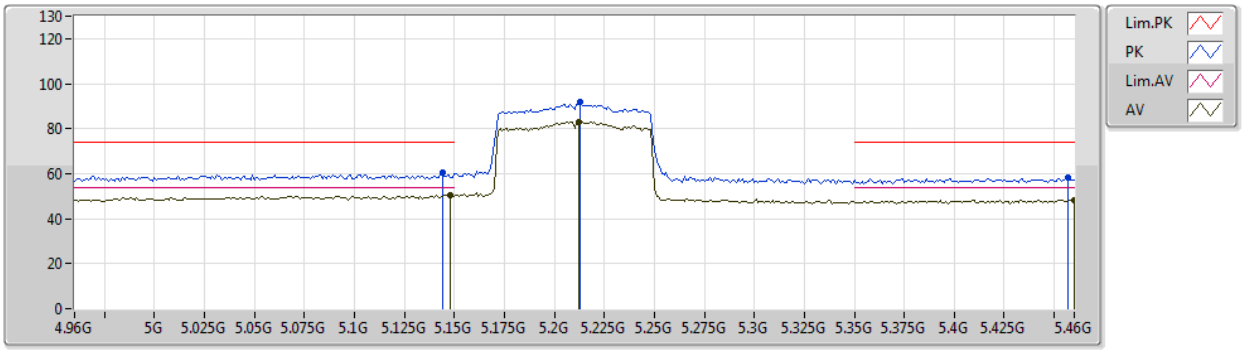

Type	Freq	Level	Limit	Margin	Factor	Dist	Condition	Azimuth	Height	Comment	Raw	AF	CL	PA
	(Hz)	(dBuV/m)	(dBuV/m)	(dB)	(dB)	(m)		(°)	(m)		(dBuV)	(dB)	(dB)	(dB)
AV	5.148G	50.55	54.00	-3.45	9.02	3	Horizontal	329	2.19	-	41.53	32.00	7.57	30.55
AV	5.212G	83.16	Inf	-Inf	8.69	3	Horizontal	329	2.19	-	74.47	31.63	7.61	30.55
AV	5.46G	48.43	54.00	-5.57	8.99	3	Horizontal	329	2.19	-	39.44	31.82	7.73	30.56
PK	5.144G	60.60	74.00	-13.40	9.02	3	Horizontal	329	2.19	-	51.58	32.00	7.57	30.55
PK	5.213G	92.01	Inf	-Inf	8.68	3	Horizontal	329	2.19	-	83.33	31.62	7.61	30.55
PK	5.457G	58.42	74.00	-15.58	8.98	3	Horizontal	329	2.19	-	49.44	31.81	7.73	30.56

802.11ac VHT80_Nss1,(MCS0)_2TX

5210MHz_TX

29/07/2020

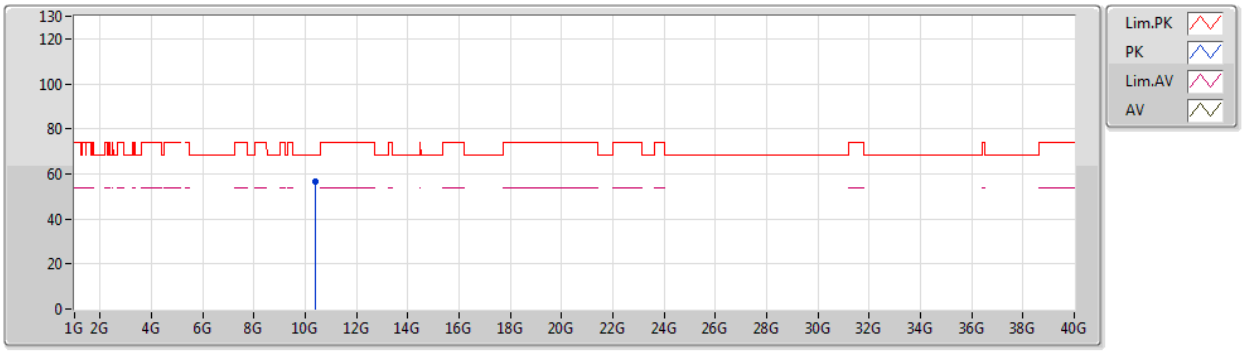

Type	Freq	Level	Limit	Margin	Factor	Dist	Condition	Azimuth	Height	Comment	Raw	AF	CL	PA
	(Hz)	(dBuV/m)	(dBuV/m)	(dB)	(dB)	(m)		(°)	(m)		(dBuV)	(dB)	(dB)	(dB)
PK	10.3984G	56.80	68.20	-11.40	17.89	3	Vertical	31	1.97	-	38.91	39.60	9.70	31.41

802.11ac VHT80_Nss1,(MCS0)_2TX

5210MHz_TX

29/07/2020

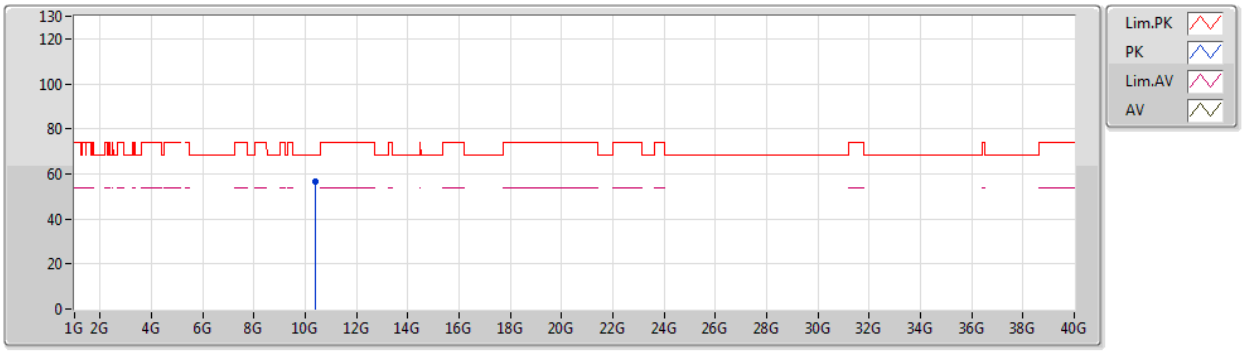

Type	Freq	Level	Limit	Margin	Factor	Dist	Condition	Azimuth	Height	Comment	Raw	AF	CL	PA
	(Hz)	(dBuV/m)	(dBuV/m)	(dB)	(dB)	(m)		(°)	(m)		(dBuV)	(dB)	(dB)	(dB)
PK	10.3936G	56.87	68.20	-11.33	17.87	3	Horizontal	235	1.90	-	39.00	39.58	9.70	31.41

802.11ac VHT80_Nss1,(MCS0)_2TX

5775MHz_TX

29/07/2020

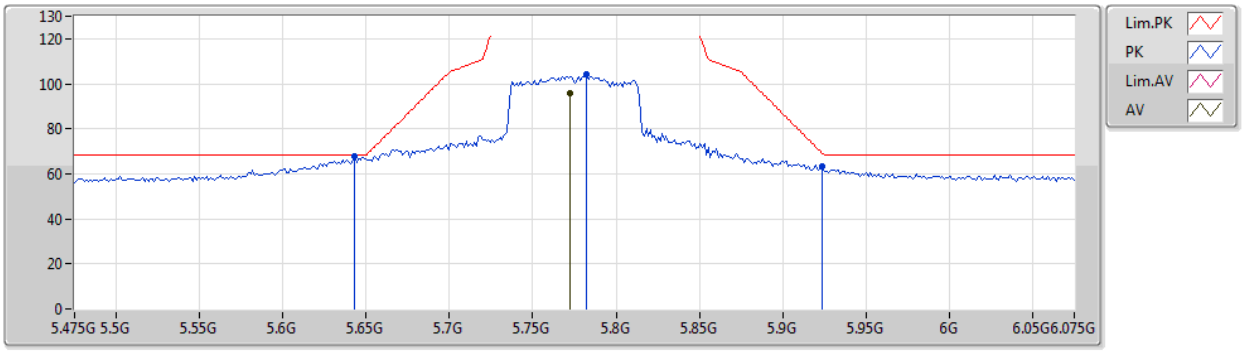

Type	Freq	Level	Limit	Margin	Factor	Dist	Condition	Azimuth	Height	Comment	Raw	AF	CL	PA
	(Hz)	(dBuV/m)	(dBuV/m)	(dB)	(dB)	(m)		(°)	(m)		(dBuV)	(dB)	(dB)	(dB)
AV	5.7726G	95.77	Inf	-Inf	9.44	3	Vertical	30	2.28	-	86.33	32.15	7.89	30.60
PK	5.643G	67.60	68.20	-0.60	9.04	3	Vertical	30	2.28	-	58.56	31.80	7.82	30.58
PK	5.7822G	104.30	Inf	-Inf	9.44	3	Vertical	30	2.28	-	94.86	32.16	7.89	30.61
PK	5.9238G	63.21	69.09	-5.88	9.88	3	Vertical	30	2.28	-	53.33	32.55	7.96	30.63

802.11ac VHT80_Nss1,(MCS0)_2TX

5775MHz_TX

29/07/2020

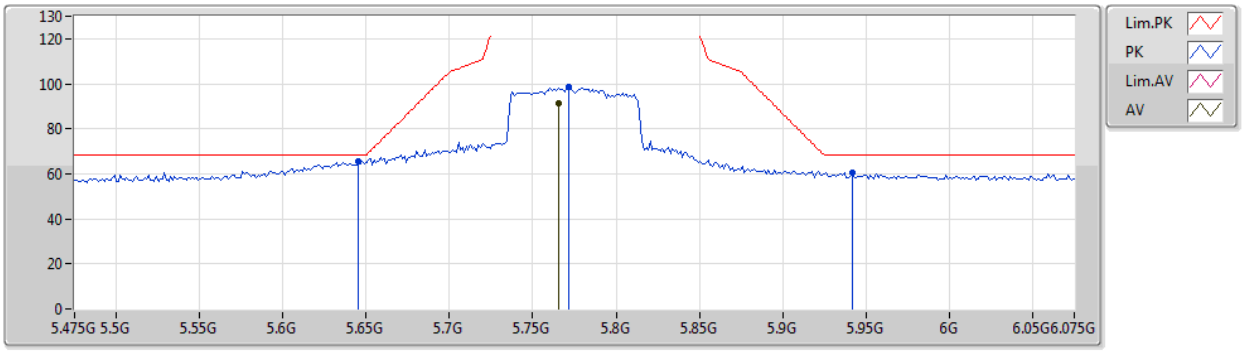

Type	Freq	Level	Limit	Margin	Factor	Dist	Condition	Azimuth	Height	Comment	Raw	AF	CL	PA
	(Hz)	(dBuV/m)	(dBuV/m)	(dB)	(dB)	(m)		(°)	(m)		(dBuV)	(dB)	(dB)	(dB)
AV	5.7654G	91.15	Inf	-Inf	9.41	3	Horizontal	35	1.00	-	81.74	32.13	7.88	30.60
PK	5.6454G	65.59	68.20	-2.61	9.04	3	Horizontal	35	1.00	-	56.55	31.80	7.82	30.58
PK	5.7714G	98.52	Inf	-Inf	9.43	3	Horizontal	35	1.00	-	89.09	32.14	7.89	30.60
PK	5.9418G	60.49	68.20	-7.71	9.92	3	Horizontal	35	1.00	-	50.57	32.58	7.97	30.63

802.11ac VHT80_Nss1,(MCS0)_2TX

5775MHz_TX

29/07/2020

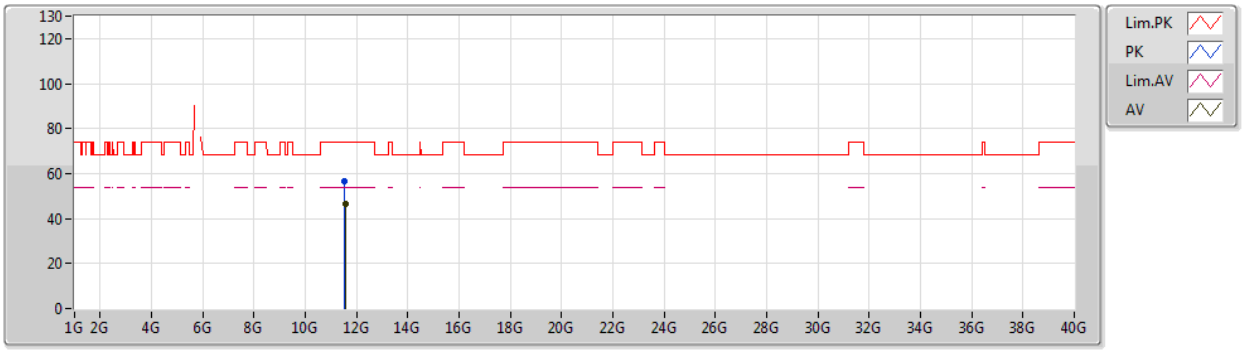

Type	Freq	Level	Limit	Margin	Factor	Dist	Condition	Azimuth	Height	Comment	Raw	AF	CL	PA
	(Hz)	(dBuV/m)	(dBuV/m)	(dB)	(dB)	(m)		(°)	(m)		(dBuV)	(dB)	(dB)	(dB)
AV	11.58424G	46.37	54.00	-7.63	18.41	3	Vertical	258	2.30	-	27.96	39.85	10.00	31.44
PK	11.53816G	56.56	74.00	-17.44	18.54	3	Vertical	258	2.30	-	38.02	39.99	9.98	31.43

802.11ac VHT80_Nss1,(MCS0)_2TX

5775MHz_TX

29/07/2020

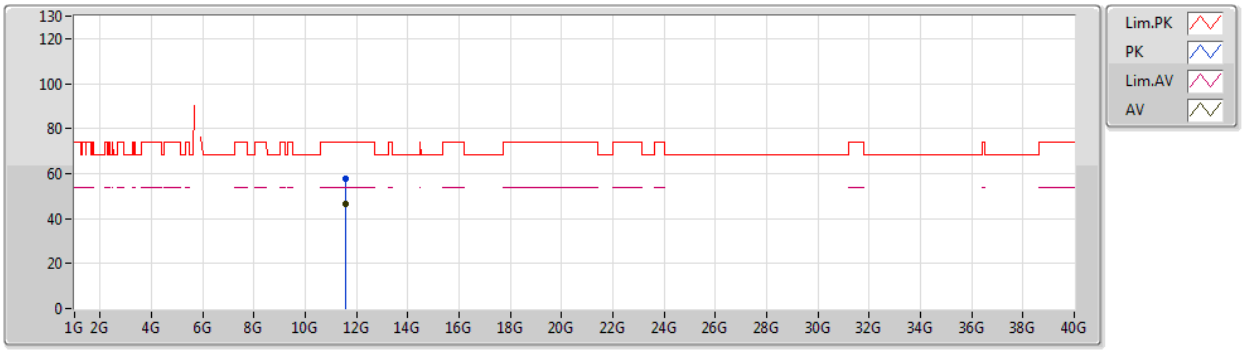

Type	Freq	Level	Limit	Margin	Factor	Dist	Condition	Azimuth	Height	Comment	Raw	AF	CL	PA
	(Hz)	(dBuV/m)	(dBuV/m)	(dB)	(dB)	(m)		(°)	(m)		(dBuV)	(dB)	(dB)	(dB)
AV	11.5668G	46.57	54.00	-7.43	18.46	3	Horizontal	56	1.50	-	28.11	39.90	9.99	31.43
PK	11.56536G	57.66	74.00	-16.34	18.46	3	Horizontal	56	1.50	-	39.20	39.90	9.99	31.43