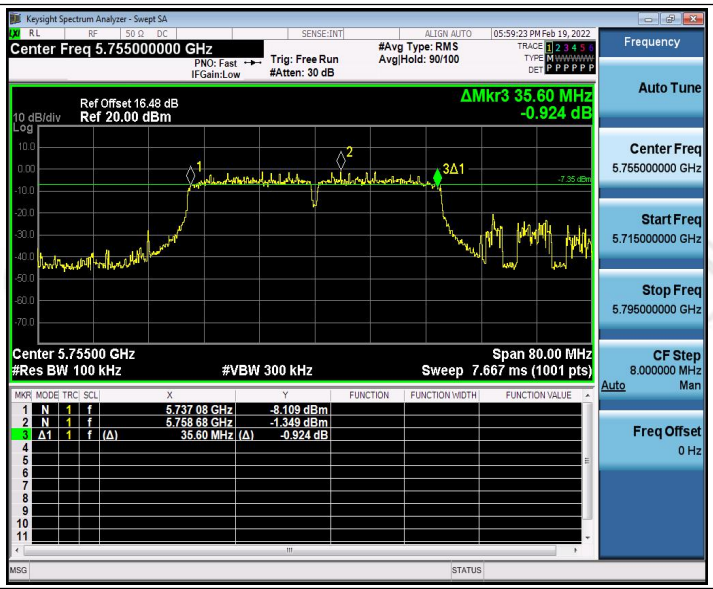

11N40SISO_Ant1_5755

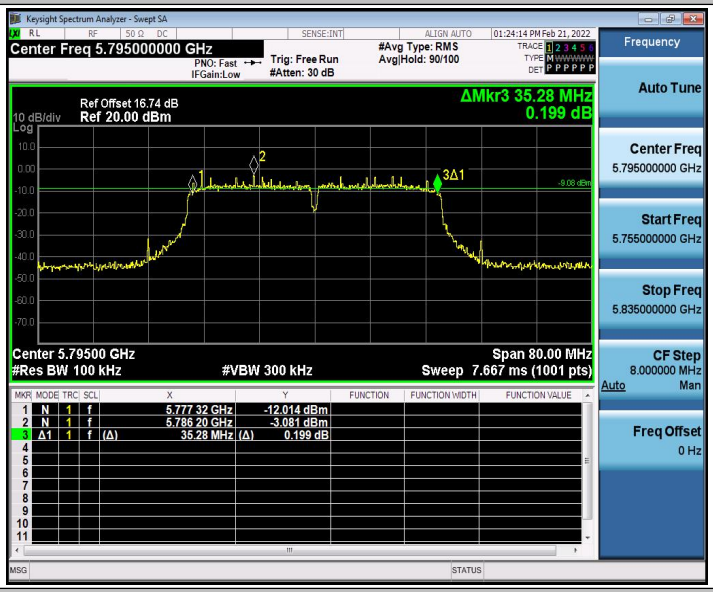

11N40SISO_Ant1_5795

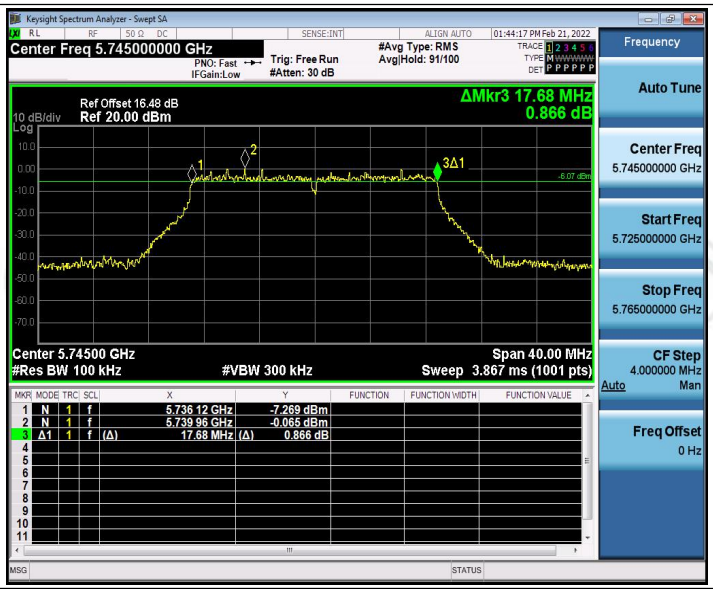

11AC20SISO_Ant1_5745

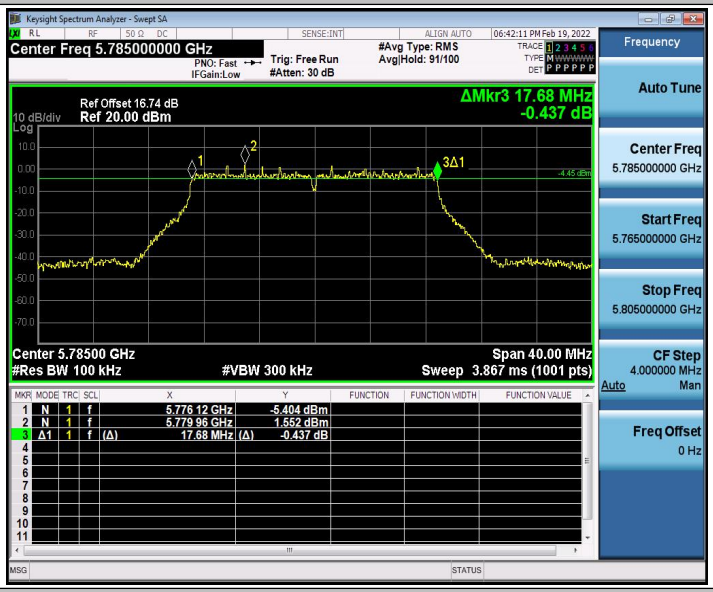

11AC20SISO_Ant1_5785

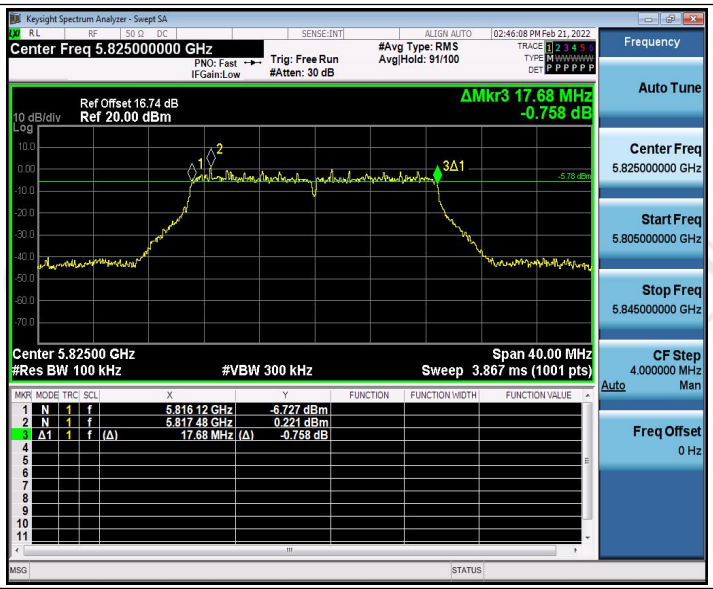

11AC20SISO_Ant1_5825

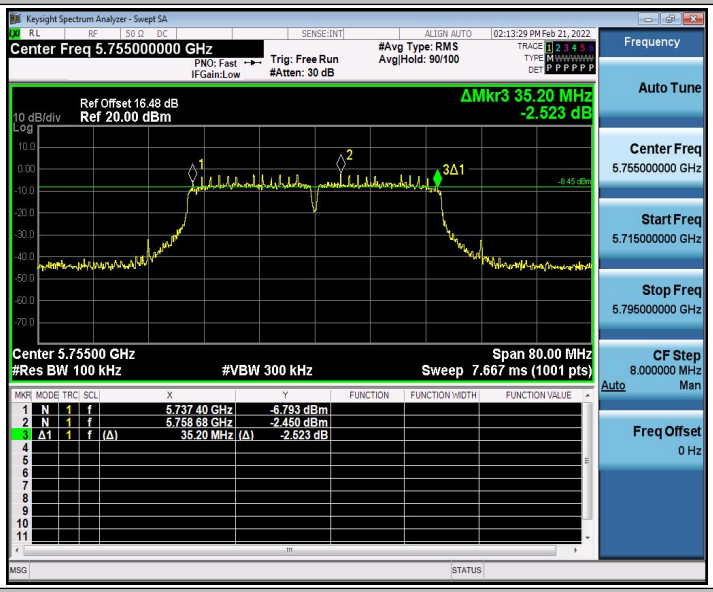

11AC40SISO_Ant1_5755

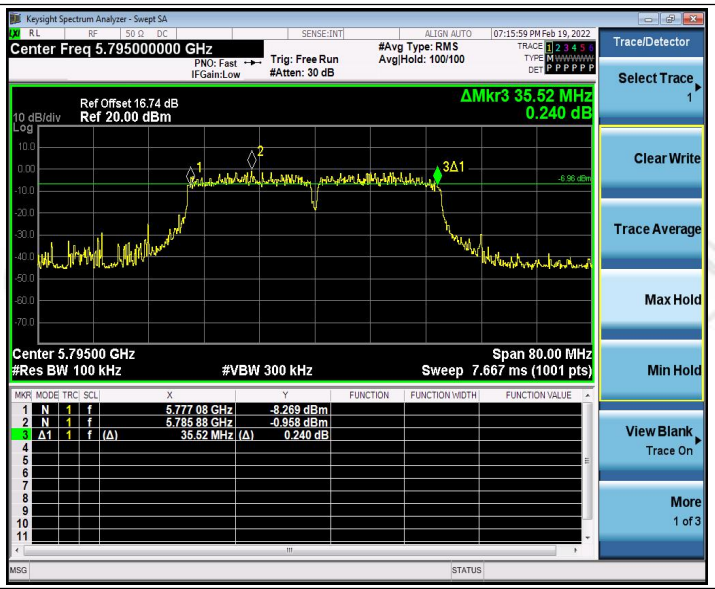

11AC40SISO_Ant1_5795

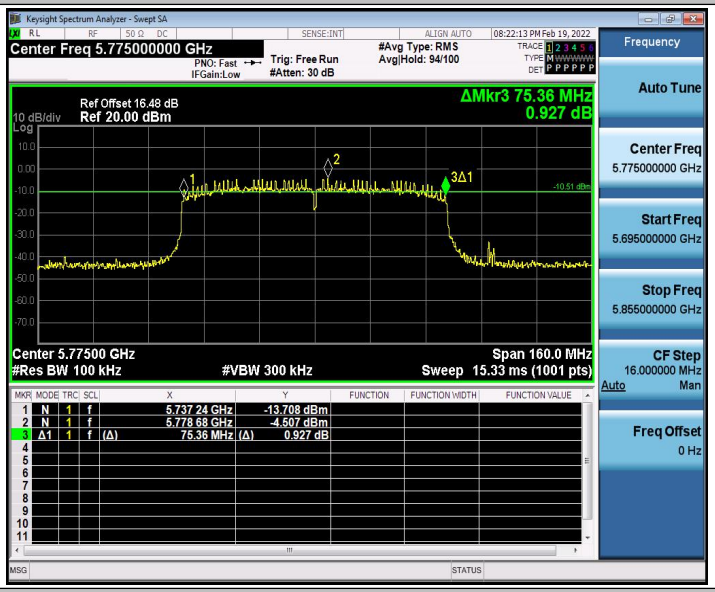

11AC80SISO_Ant1_5775

Appendix B: Maximum conducted output power

Test Result

Test Mode	Antenna	Channel	Result[dBm]	Limit[dBm]	Verdict
11A	Ant1	5180	14.48	<=23.98	PASS
		5200	14.35	<=23.98	PASS
		5240	14.58	<=23.98	PASS
		5745	14.69	<=30	PASS
		5785	14.43	<=30	PASS
		5825	14.23	<=30	PASS
11N20SISO	Ant1	5180	14.27	<=23.98	PASS
		5200	14.93	<=23.98	PASS
		5240	14.64	<=23.98	PASS
		5745	13.60	<=30	PASS
		5785	13.17	<=30	PASS
		5825	13.21	<=30	PASS
11N40SISO	Ant1	5190	13.62	<=23.98	PASS
		5230	13.54	<=23.98	PASS
		5755	13.52	<=30	PASS
		5795	13.52	<=30	PASS
11AC20SISO	Ant1	5180	13.31	<=23.98	PASS
		5200	13.20	<=23.98	PASS
		5240	13.51	<=23.98	PASS
		5745	13.43	<=30	PASS
		5785	13.58	<=30	PASS
		5825	13.30	<=30	PASS
11AC40SISO	Ant1	5190	13.71	<=23.98	PASS
		5230	13.07	<=23.98	PASS
		5755	13.07	<=30	PASS
		5795	13.64	<=30	PASS
11AC80SISO	Ant1	5210	13.78	<=23.98	PASS
		5775	13.06	<=30	PASS

Note：The Duty Cycle Factor is compensated in the graph.

Appendix C: Maximum power spectral density

Test Result

Test Mode	Antenna	Channel	Result [dBm/MHz]	Limit[dBm/MHz]	Verdict
11A	Ant1	5180	8.63	<=11	PASS
		5200	8.97	<=11	PASS
		5240	9.01	<=11	PASS
		5745	6.35	<=30	PASS
		5785	6.38	<=30	PASS
		5825	6.01	<=30	PASS
11N20SISO	Ant1	5180	8.1	<=11	PASS
		5200	9.15	<=11	PASS
		5240	8.89	<=11	PASS
		5745	5.16	<=30	PASS
		5785	5.05	<=30	PASS
		5825	5.41	<=30	PASS
11N40SISO	Ant1	5190	5.33	<=11	PASS
		5230	6.5	<=11	PASS
		5755	3.62	<=30	PASS
		5795	3.65	<=30	PASS
11AC20SISO	Ant1	5180	7.5	<=11	PASS
		5200	7.83	<=11	PASS
		5240	7.87	<=11	PASS
		5745	5.92	<=30	PASS
		5785	5.83	<=30	PASS
		5825	5.01	<=30	PASS
11AC40SISO	Ant1	5190	6.61	<=11	PASS
		5230	6.98	<=11	PASS
		5755	2.76	<=30	PASS
		5795	3.27	<=30	PASS
11AC80SISO	Ant1	5210	3.9	<=11	PASS
		5775	0.68	<=30	PASS

Note：1.The Result and Limit Unit is dBm/500 kHz in the band 5.725–5.85 GHz.
2.The Duty Cycle Factor and RBW Factor is compensated in the graph.

Test Graphs

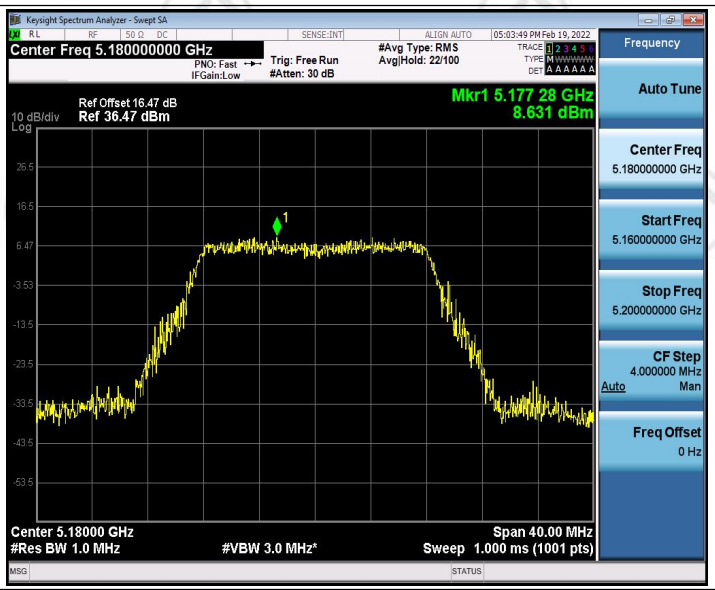

11A_Ant1_5180

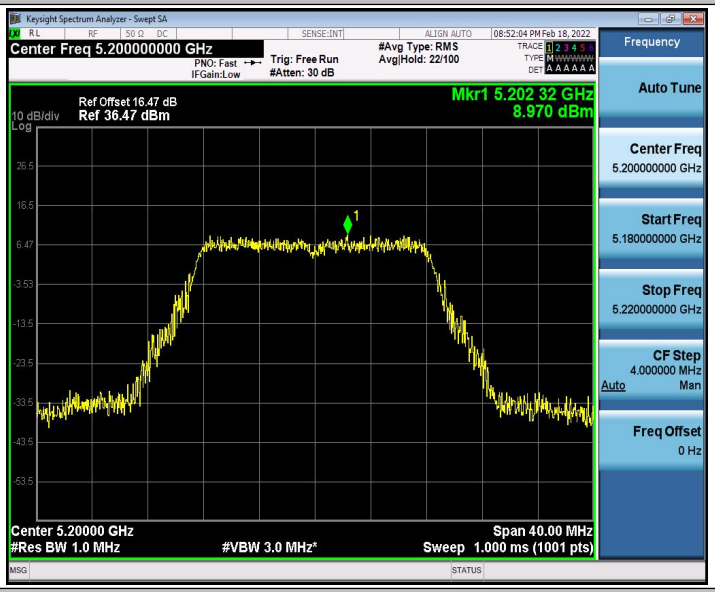

11A_Ant1_5200

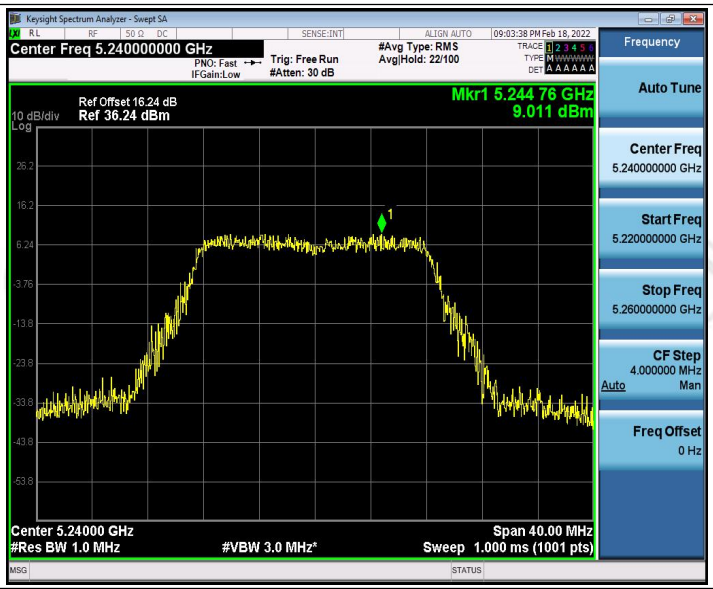

11A_Ant1_5240

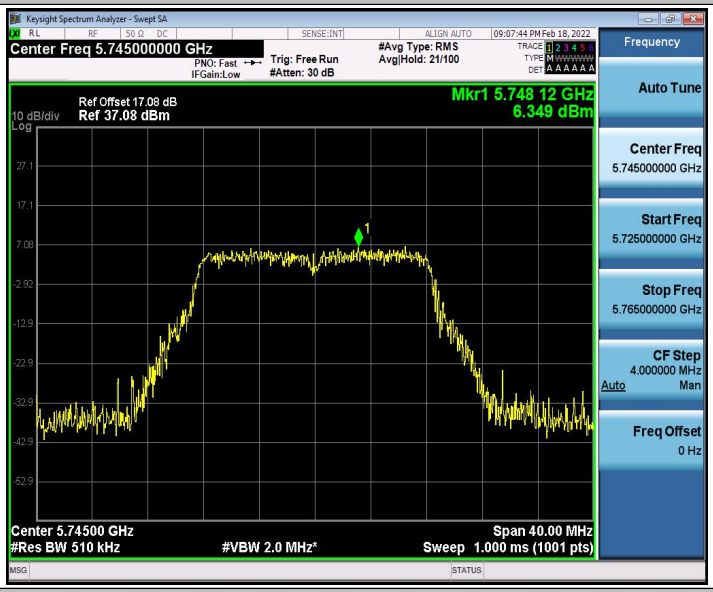

11A_Ant1_5745

11A_Ant1_5785

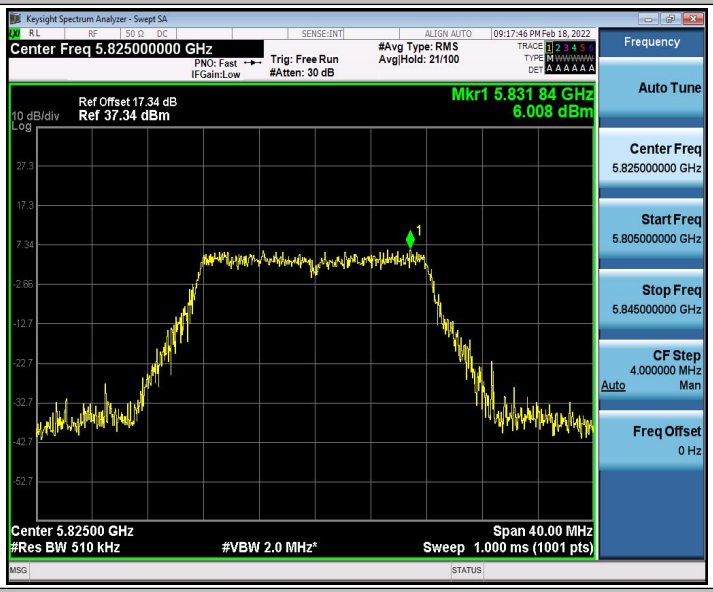

11A_Ant1_5825

11N20SISO_Ant1_5180

11N20SISO_Ant1_5200

11N20SISO_Ant1_5240

11N20SISO_Ant1_5745

11N20SISO_Ant1_5785

11N20SISO_Ant1_5825

11N40SISO_Ant1_5190

11N40SISO_Ant1_5230