Appendix: Bluetooth Classic

Contents

Appendix A: 20dBEmission Bandwidth....3
Test Result....3
Test Graphs....4
Appendix B: Occupied Channel Bandwidth....9
Test Result....9
Test Graphs....10
Appendix C: Maximum conducted output power....15
Test Result....15
Test Graphs....16
Appendix D: Carrier frequency separation....21
Test Result....21
Test Graphs....22
Appendix E: Time of occupancy....27
Test Result....27
Test Graphs....28
Appendix F: Number of hopping channels....37
Test Result....37
Test Graphs....38
Appendix G:Band edge measurements....40
Test Result....40
Test Graphs....41
Appendix H:Conducted SpuriousEmission....47
Test Result....47
Test Graphs....49
AppendixI: DutyCycle....63
Test Result....63
Test Graphs....64

Appendix A: 20dBEmission Bandwidth

Test Result

Test Mode	Antenna	Channel	20db EBW[MHz]	FL[MHz]	FH[MHz]	Limit[MHz]	Verdict
DH5	Ant1	2402	0.918	2401.529	2402.447	---	PASS
		2441	0.915	2440.529	2441.444	---	PASS
		2480	0.891	2479.526	2480.417	---	PASS
2DH5	Ant1	2402	1.260	2401.355	2402.615	---	PASS
		2441	1.257	2440.355	2441.612	---	PASS
		2480	1.260	2479.352	2480.612	---	PASS
3DH5	Ant1	2402	1.260	2401.343	2402.603	---	PASS
		2441	1.260	2440.340	2441.600	---	PASS
		2480	1.263	2479.340	2480.603	---	PASS

Test Graphs

DH5_Ant1_2402

DH5_Ant1_2441

DH5_Ant1_2480

2DH5_Ant1_2402

2DH5_Ant1_2441

2DH5_Ant1_2480

3DH5_Ant1_2402

3DH5_Ant1_2441

3DH5_Ant1_2480

Appendix B: Occupied Channel Bandwidth

Test Result

Test Mode	Antenna	Channel	OCB [MHz]	FL[MHz]	FH[MHz]	Limit[MHz]	Verdict
DH5	Ant1	2402	0.87104	2401.550	2402.421	---	PASS
		2441	0.87060	2440.549	2441.420	---	PASS
		2480	0.87511	2479.546	2480.421	---	PASS
2DH5	Ant1	2402	1.1705	2401.398	2402.569	---	PASS
		2441	1.1704	2440.397	2441.568	---	PASS
		2480	1.1712	2479.396	2480.567	---	PASS
3DH5	Ant1	2402	1.1709	2401.396	2402.567	---	PASS
		2441	1.1726	2440.394	2441.567	---	PASS
		2480	1.1713	2479.395	2480.567	---	PASS

Test Graphs

DH5_Ant1_2402

DH5_Ant1_2441

DH5_Ant1_2480

2DH5_Ant1_2402

2DH5_Ant1_2441

2DH5_Ant1_2480

3DH5_Ant1_2402

3DH5_Ant1_2441

3DH5_Ant1_2480

Appendix C: Maximum conducted output power

Test Result

Test Mode	Antenna	Channel	Result[dBm]	Limit[dBm]	Verdict
DH5	Ant1	2402	6.76	<=20.97	PASS
		2441	7.68	<=20.97	PASS
		2480	6.33	<=20.97	PASS
2DH5	Ant1	2402	6.79	<=20.97	PASS
		2441	7.7	<=20.97	PASS
		2480	6.29	<=20.97	PASS
3DH5	Ant1	2402	7.13	<=20.97	PASS
		2441	8.05	<=20.97	PASS
		2480	6.73	<=20.97	PASS

Test Graphs

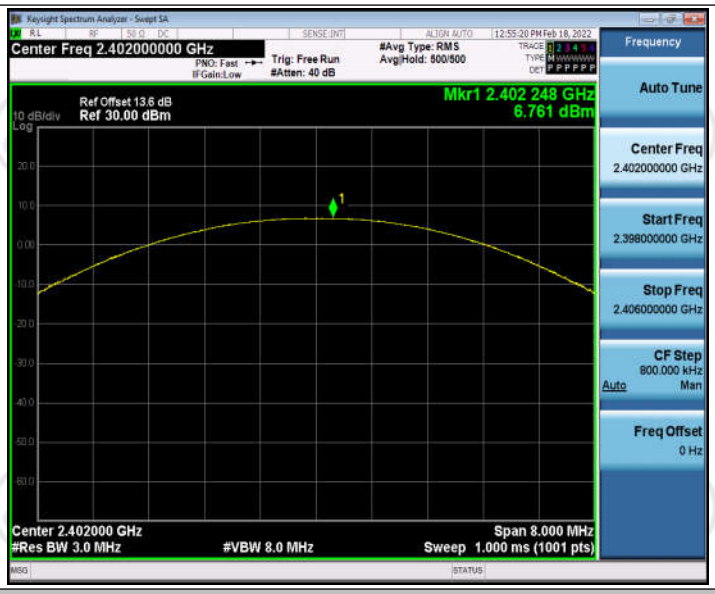

DH5_Ant1_2402

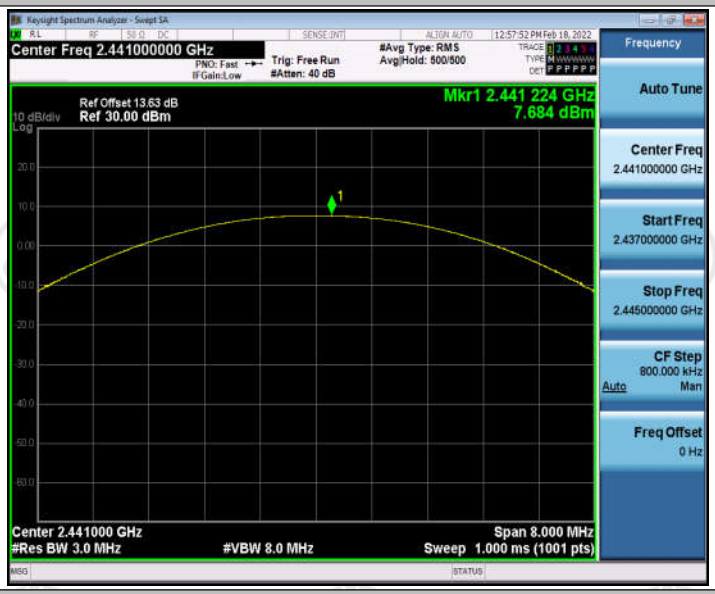

DH5_Ant1_2441

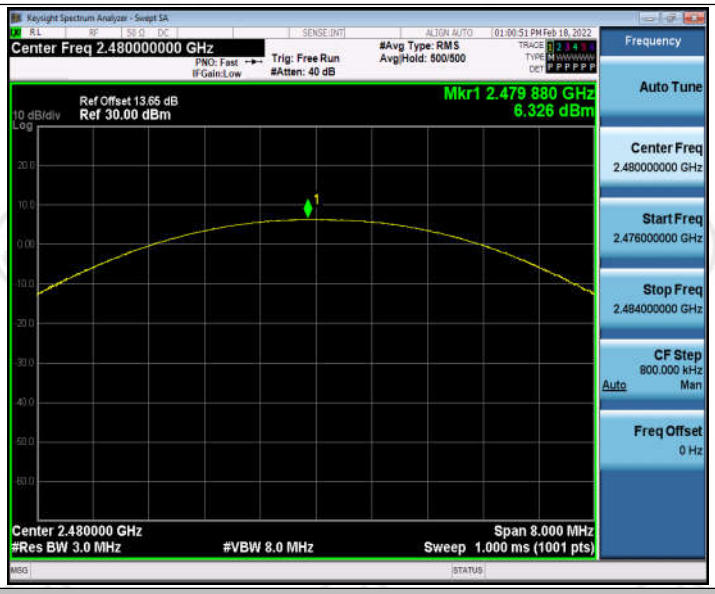

DH5_Ant1_2480

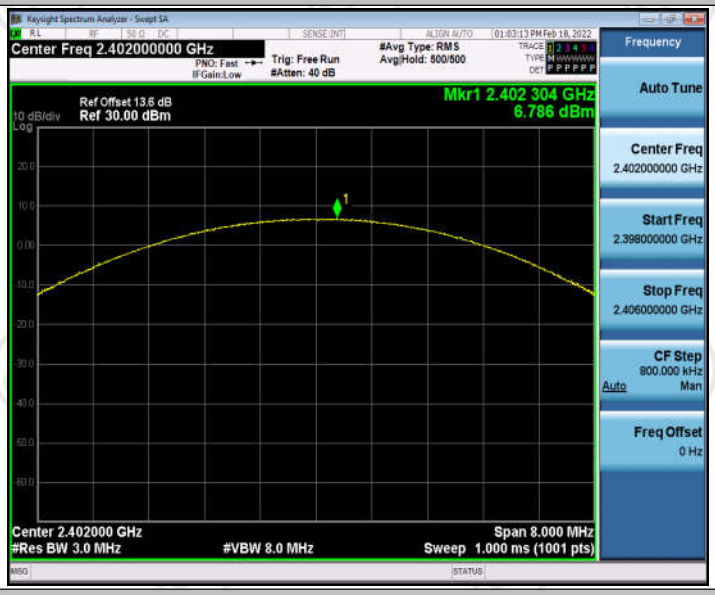

2DH5_Ant1_2402

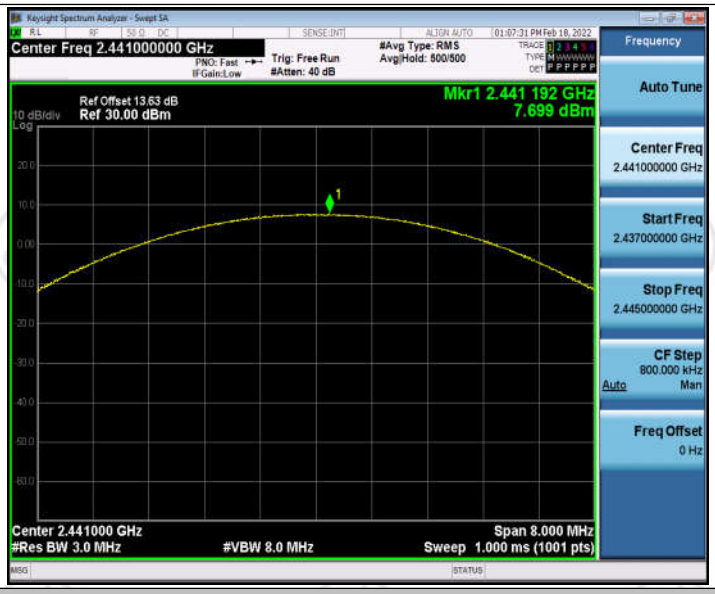

2DH5_Ant1_2441

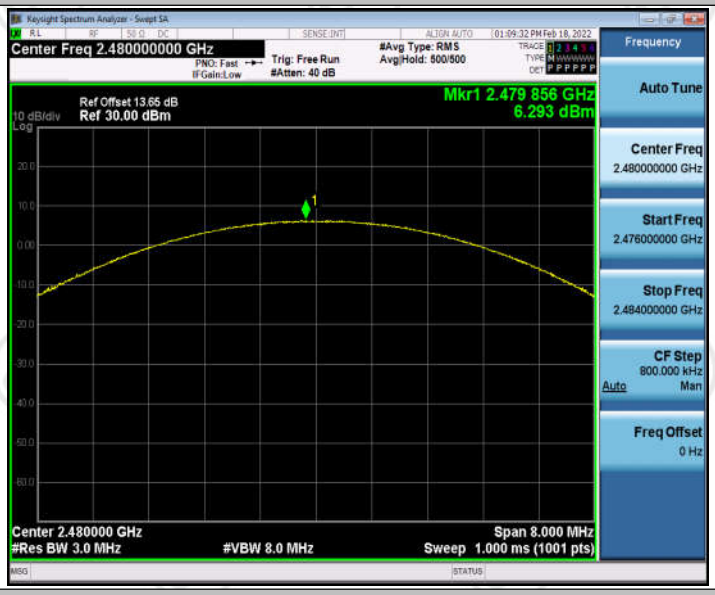

2DH5_Ant1_2480

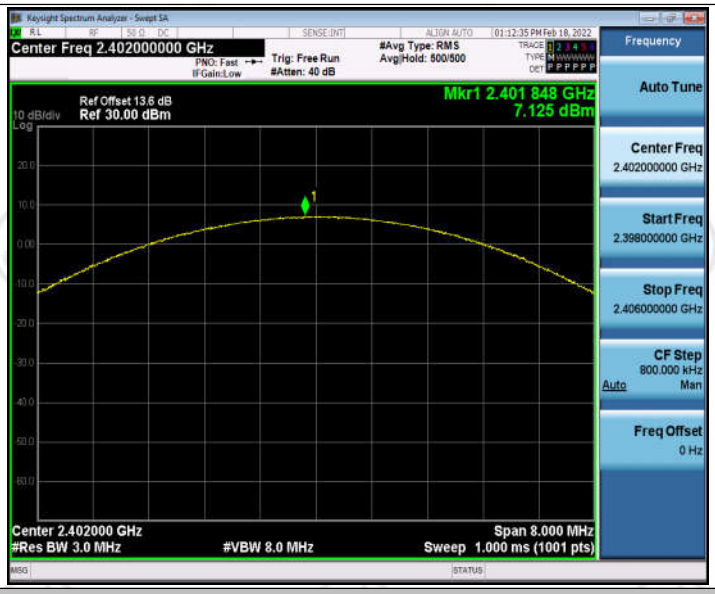

3DH5_Ant1_2402

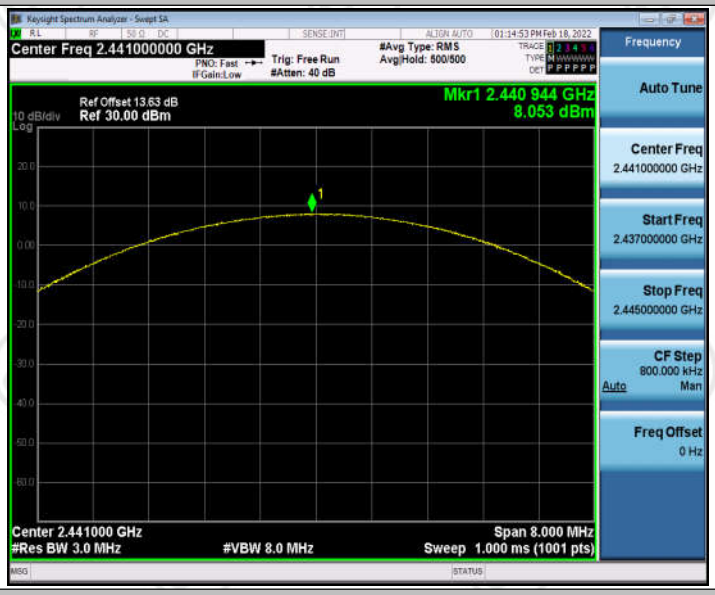

3DH5_Ant1_2441

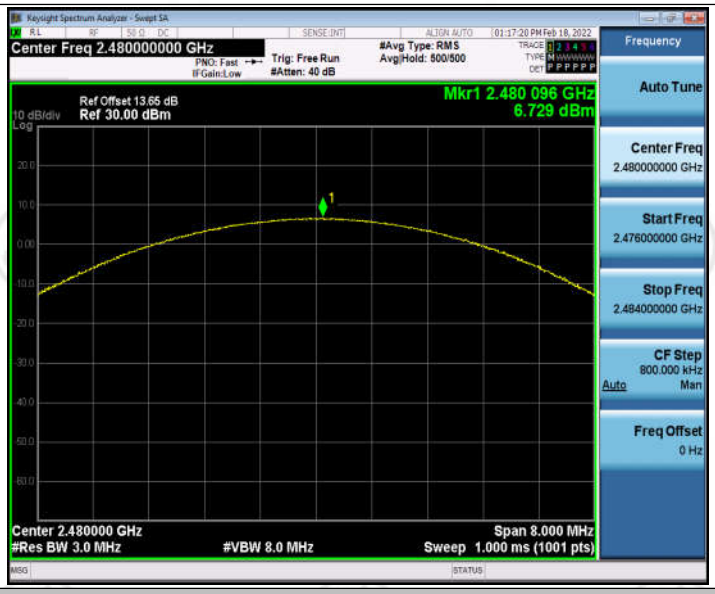

3DH5_Ant1_2480

Appendix D: Carrier frequency separation

Test Result

Test Mode	Antenna	Channel	Result[MHz]	Limit[MHz]	Verdict
DH5	Ant1	Hop_2402	1.018	>=0.918	PASS
		Hop_2441	0.974	>=0.918	PASS
		Hop_2480	1.168	>=0.918	PASS
2DH5	Ant1	Hop_2402	1.034	>=0.840	PASS
		Hop_2441	1.146	>=0.840	PASS
		Hop_2480	1.154	>=0.840	PASS
3DH5	Ant1	Hop_2402	0.9	>=0.842	PASS
		Hop_2441	1.052	>=0.842	PASS
		Hop_2480	1.132	>=0.842	PASS

Test Graphs

DH5_Ant1_Hop_2402

DH5_Ant1_Hop_2441

DH5_Ant1_Hop_2480

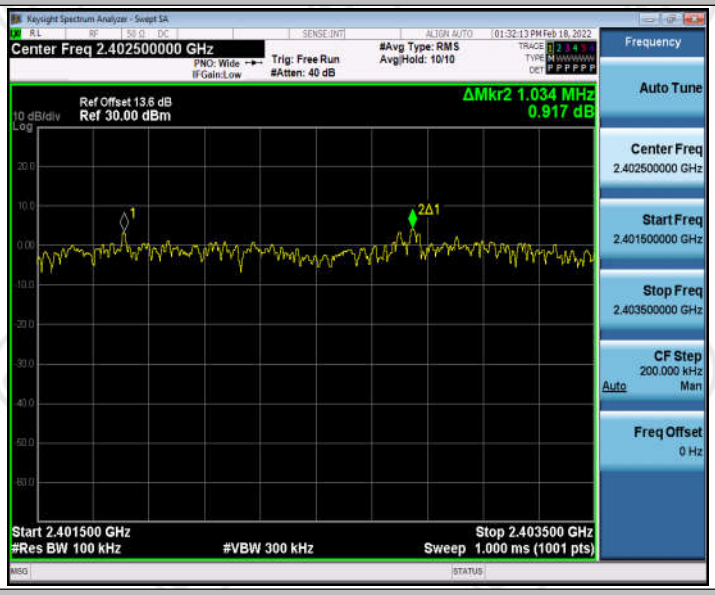

2DH5_Ant1_Hop_2402

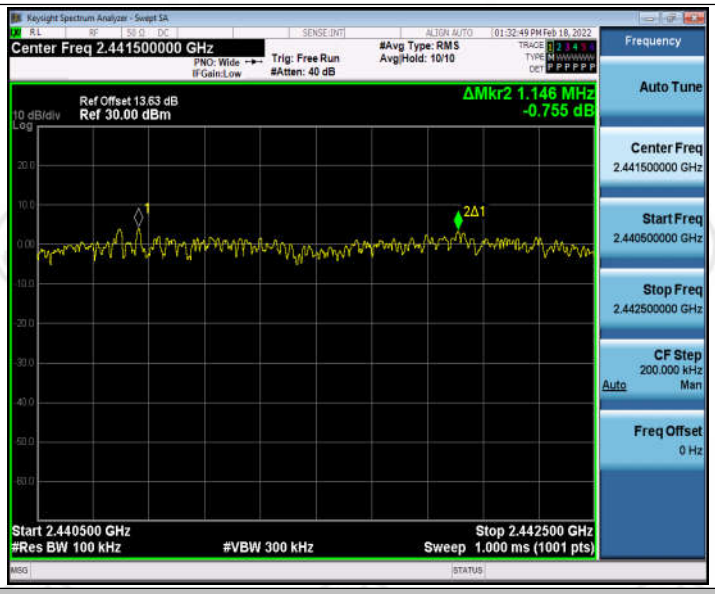

2DH5_Ant1_Hop_2441

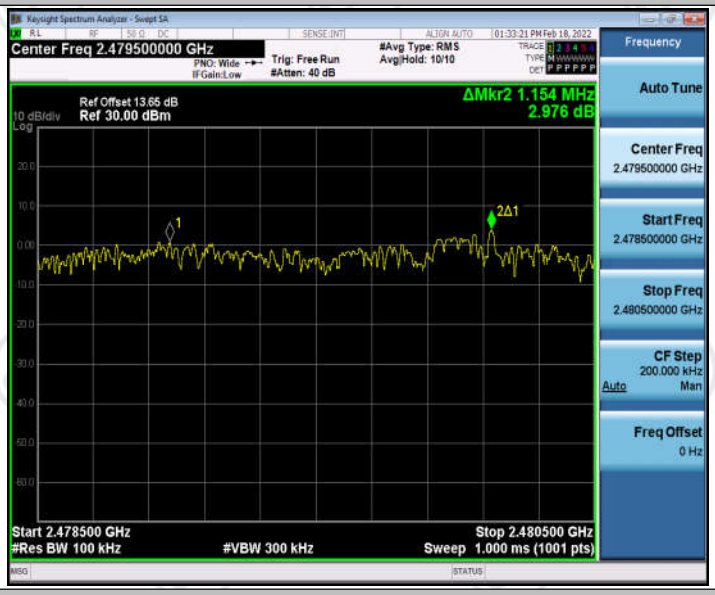

2DH5_Ant1_Hop_2480

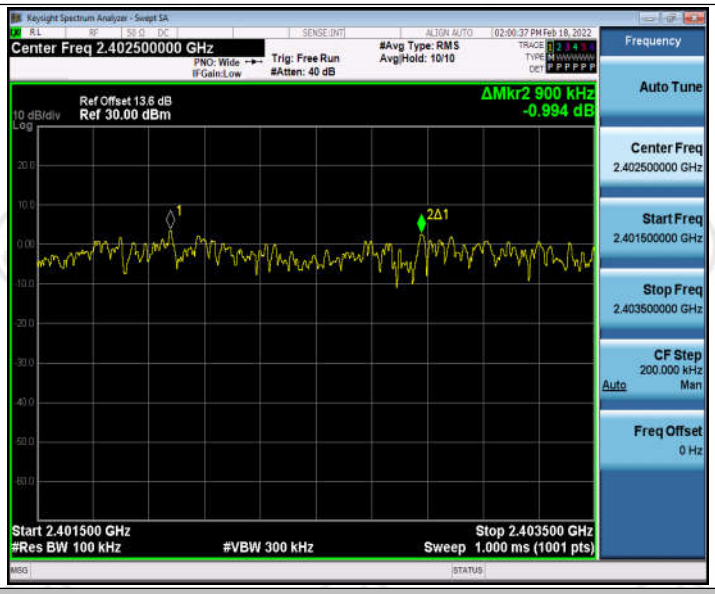

3DH5_Ant1_Hop_2402

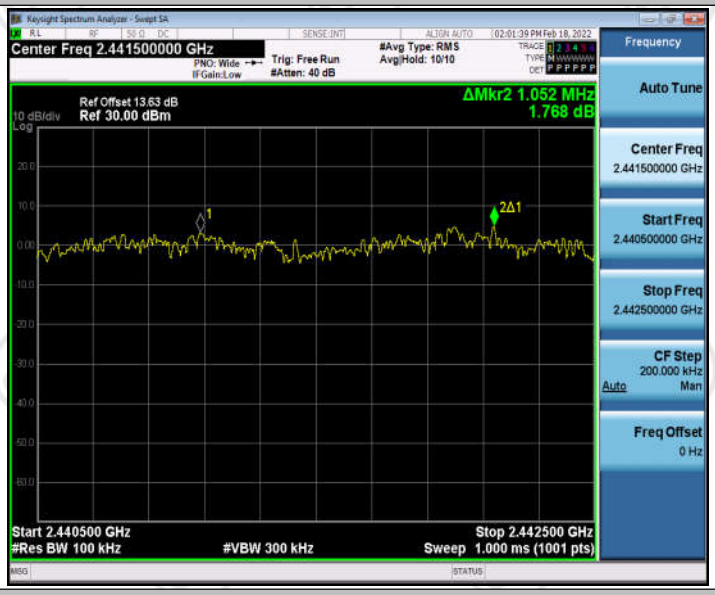

3DH5_Ant1_Hop_2441

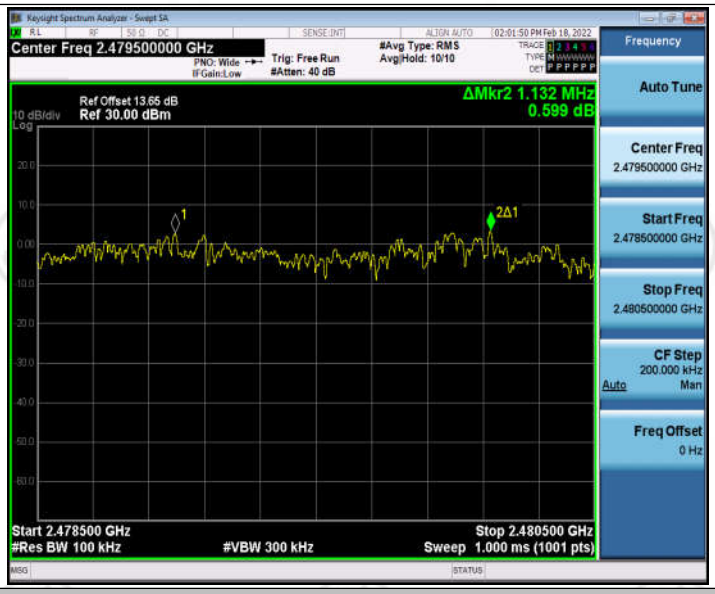

3DH5_Ant1_Hop_2480

Appendix E: Time of occupancy

Test Result

Test Mode	Antenna	Channel	BurstWidth [ms]	TotalHops [Num]	Result[s]	Limit[s]	Verdict
DH1	Ant1	Hop	0.38	320	0.122	<=0.4	PASS
DH3	Ant1	Hop	1.64	180	0.295	<=0.4	PASS
DH5	Ant1	Hop	2.88	130	0.375	<=0.4	PASS
2DH1	Ant1	Hop	0.39	330	0.127	<=0.4	PASS
2DH3	Ant1	Hop	1.64	180	0.295	<=0.4	PASS
2DH5	Ant1	Hop	2.88	90	0.259	<=0.4	PASS
3DH1	Ant1	Hop	0.39	330	0.127	<=0.4	PASS
3DH3	Ant1	Hop	1.64	150	0.245	<=0.4	PASS
3DH5	Ant1	Hop	2.89	70	0.202	<=0.4	PASS

Test Graphs

DH1_Ant1_Hop

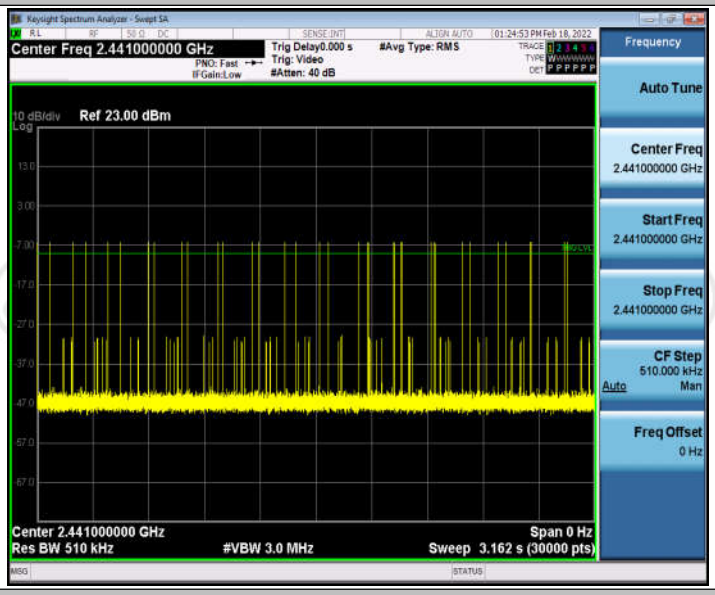

DH1_Ant1_Hop

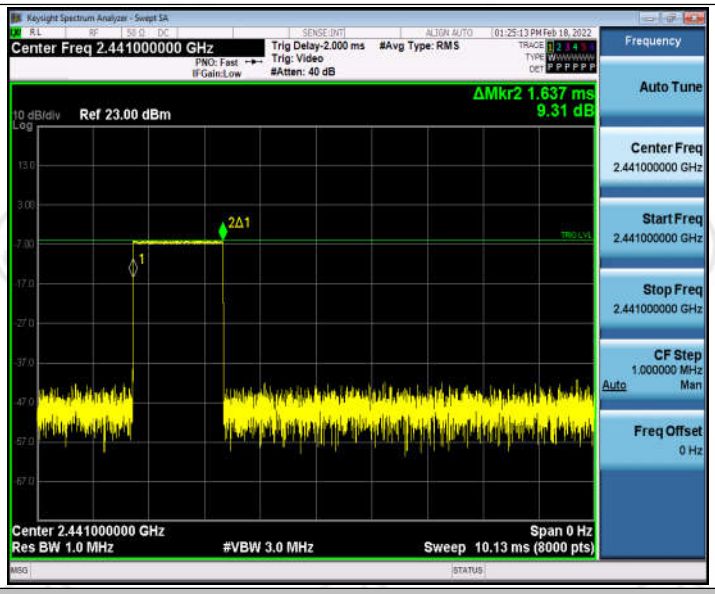

DH3_Ant1_Hop

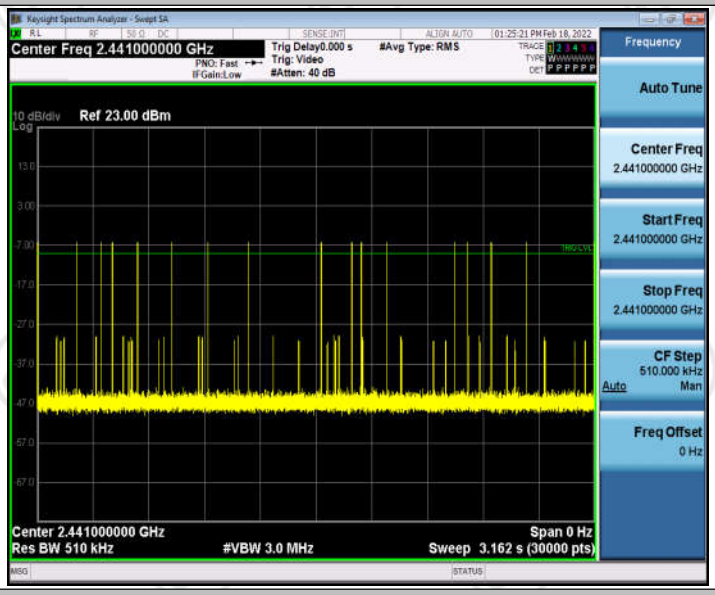

DH3_Ant1_Hop

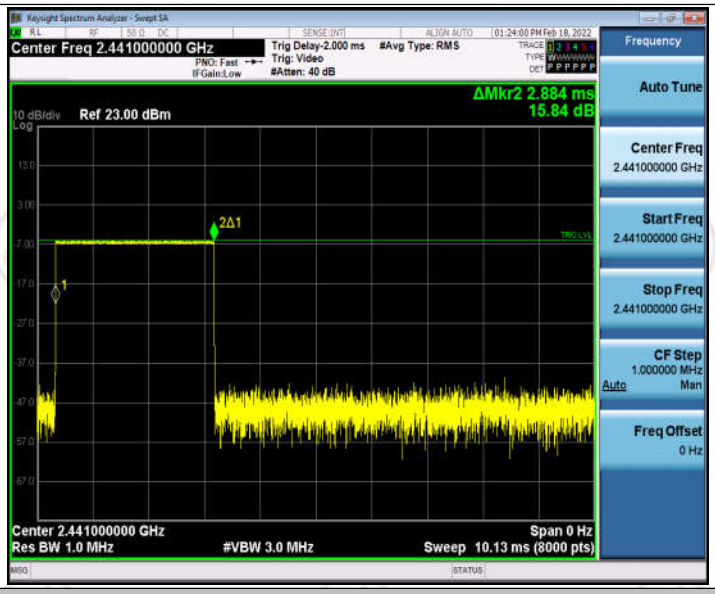

DH5_Ant1_Hop

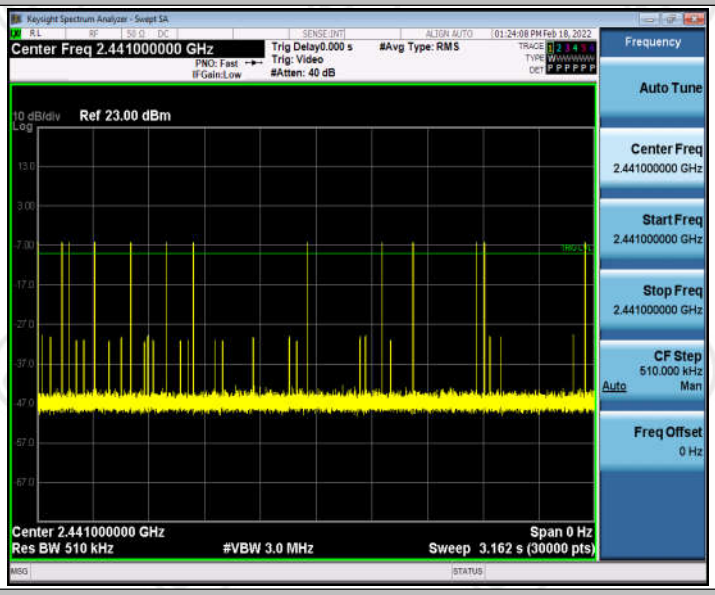

DH5_Ant1_Hop

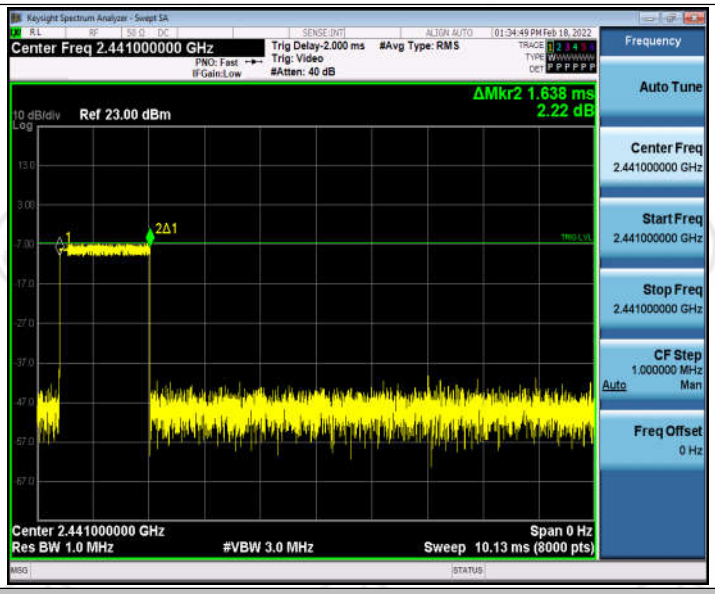

2DH3_Ant1_Hop

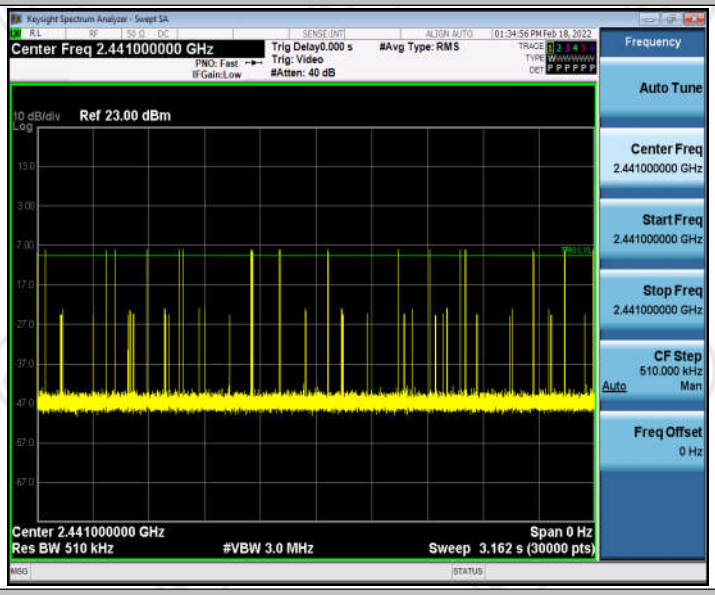

2DH3_Ant1_Hop

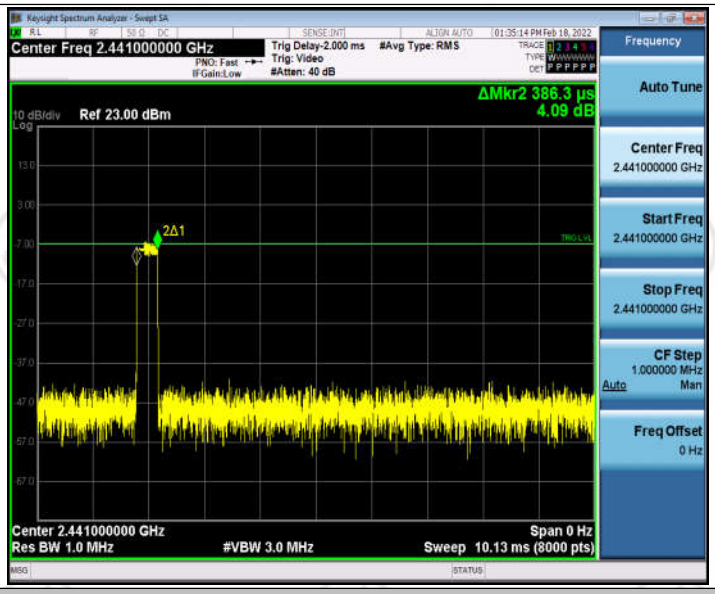

2DH1_Ant1_Hop

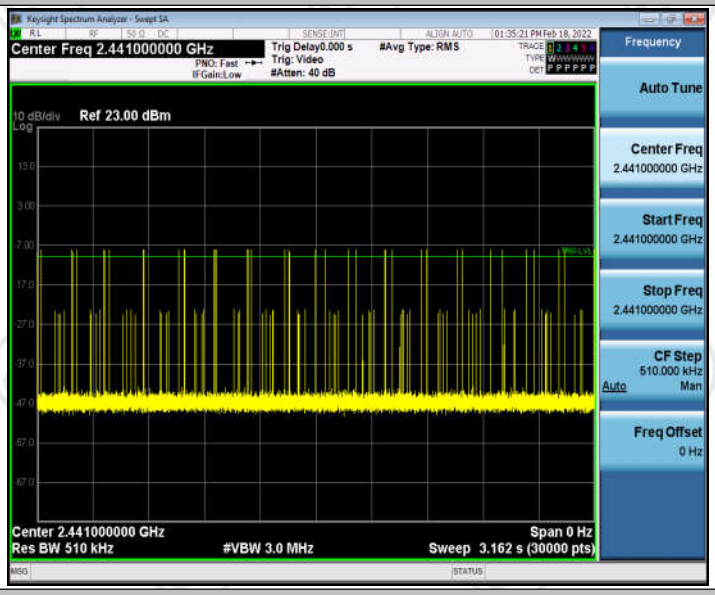

2DH1_Ant1_Hop

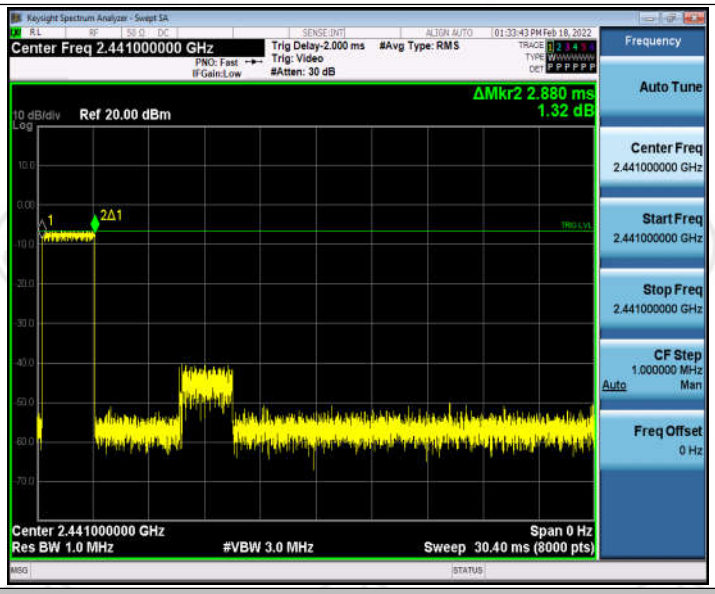

2DH5_Ant1_Hop

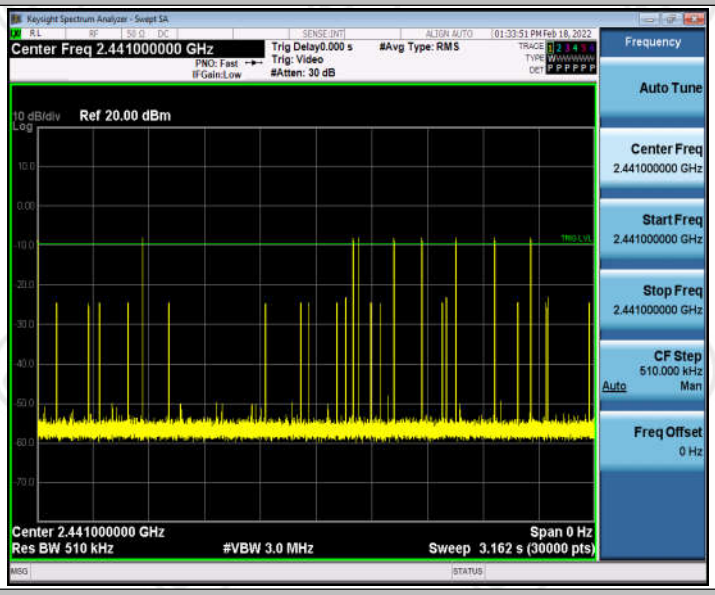

2DH5_Ant1_Hop

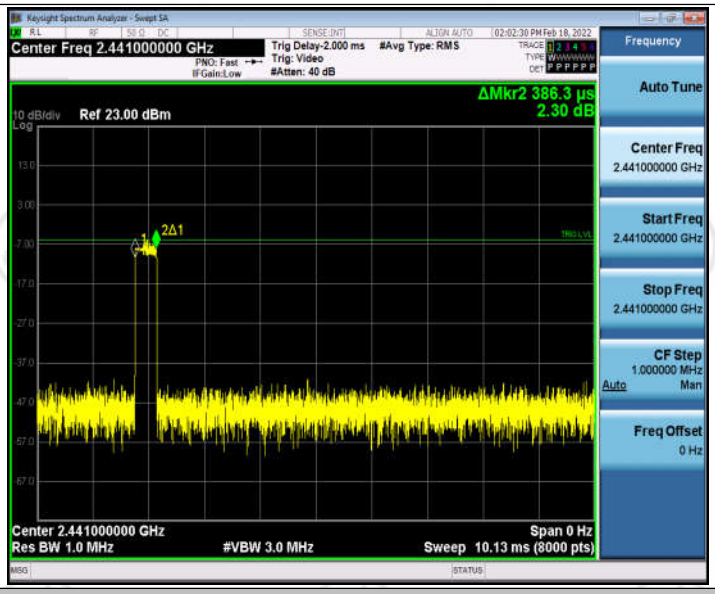

3DH1_Ant1_Hop

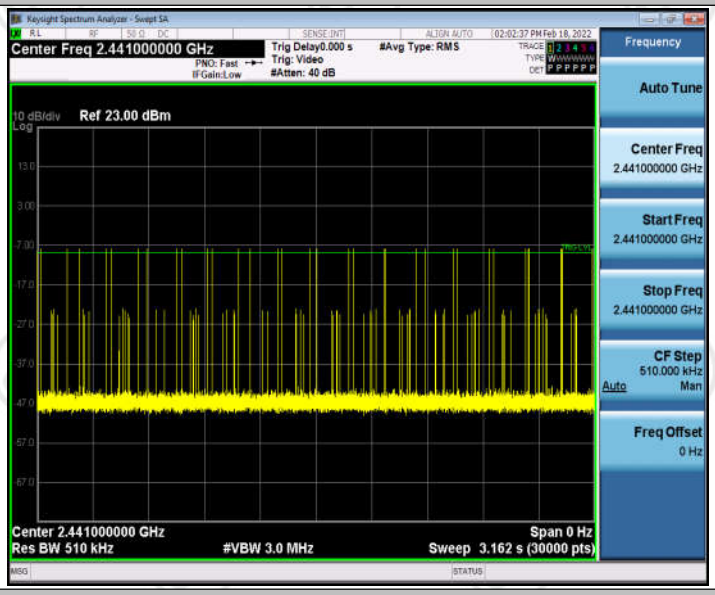

3DH1_Ant1_Hop

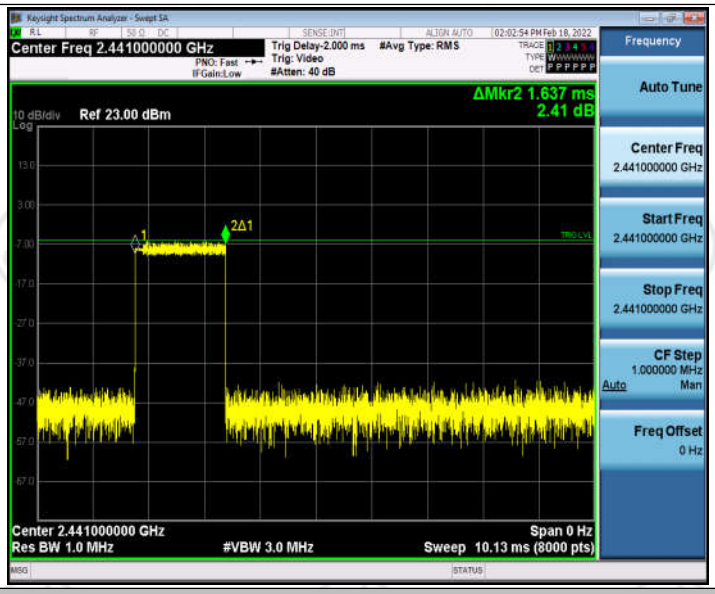

3DH3_Ant1_Hop

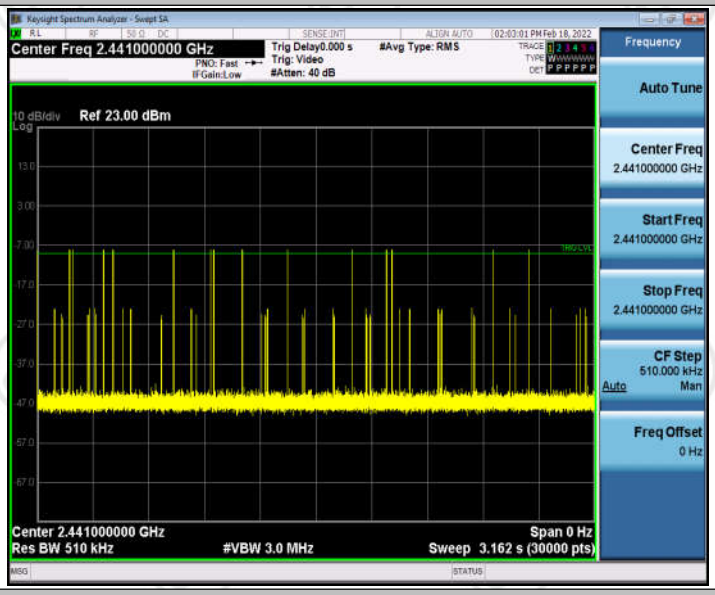

3DH3_Ant1_Hop

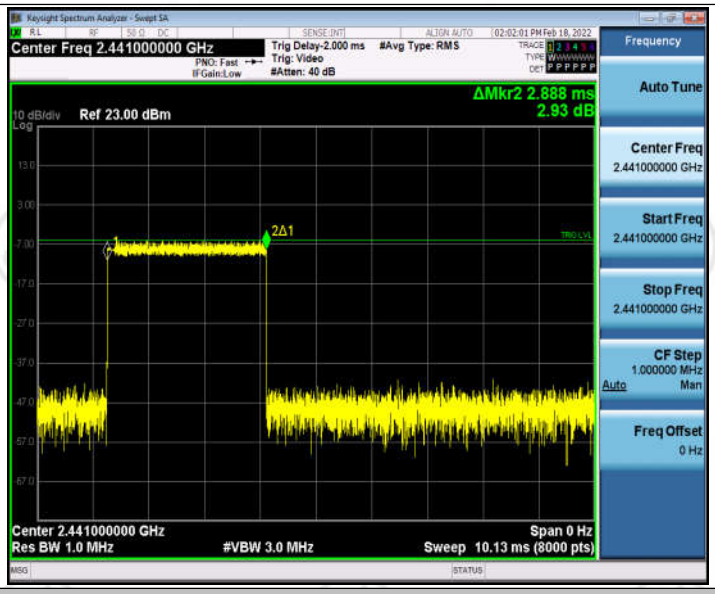

3DH5_Ant1_Hop

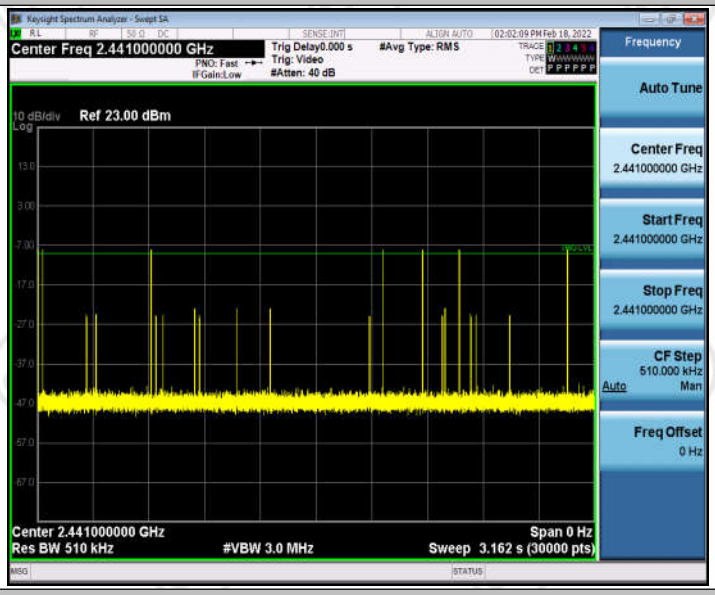

3DH5_Ant1_Hop

Appendix F: Number of hopping channels

Test Result

Test Mode	Antenna	Channel	Result[Num]	Limit[Num]	Verdict
DH5	Ant1	Hop	79	>=15	PASS
2DH5	Ant1	Hop	79	>=15	PASS
3DH5	Ant1	Hop	79	>=15	PASS

Test Graphs

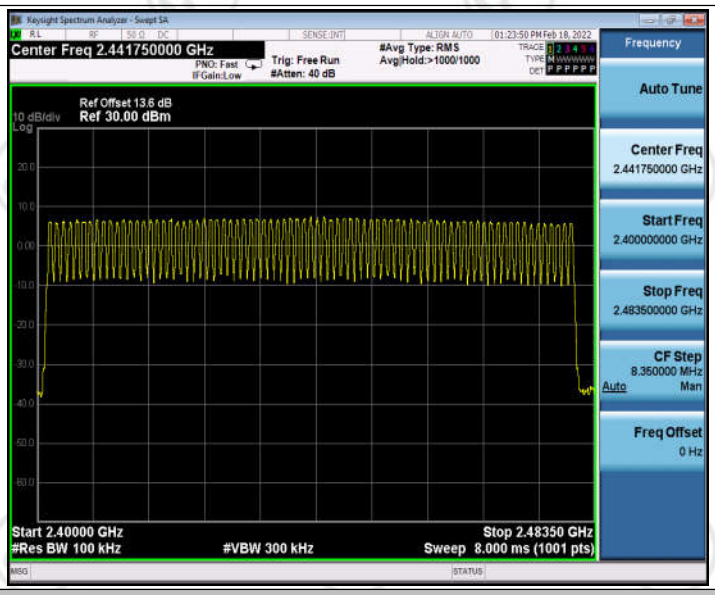

DH5_Ant1_Hop

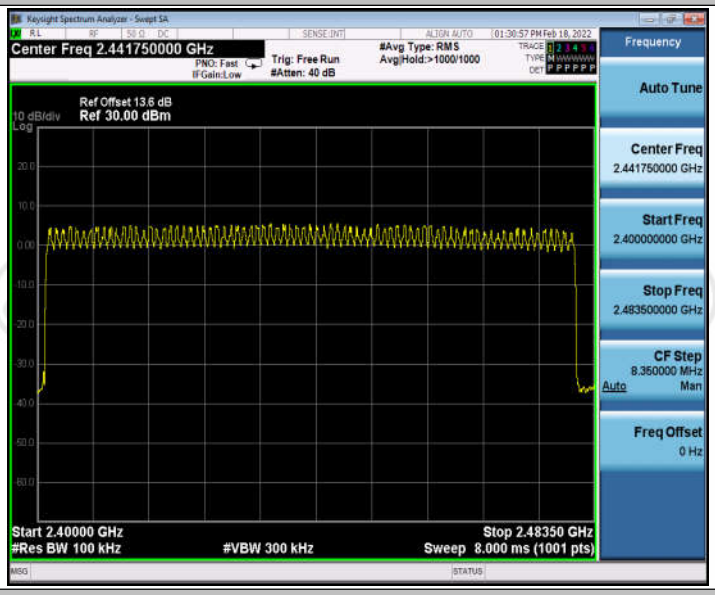

2DH5_Ant1_Hop

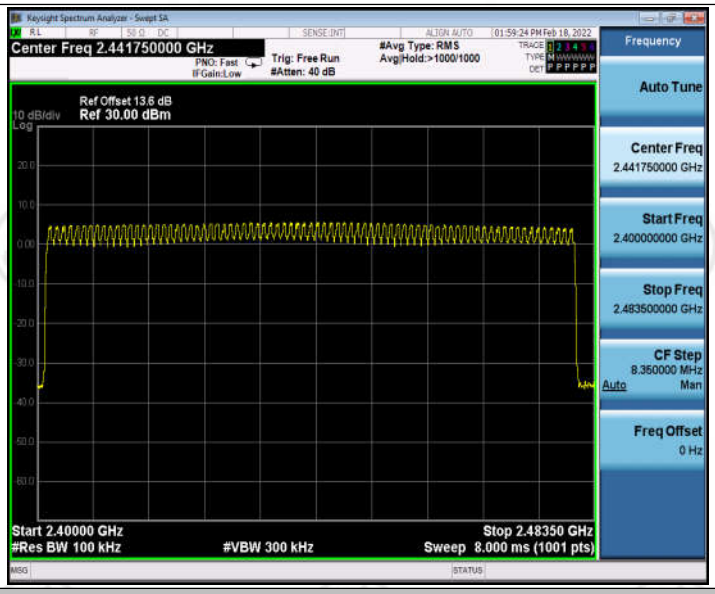

3DH5_Ant1_Hop

Appendix G:Band edge measurements

Test Result

Test Mode	Antenna	ChName	Channel	RefLevel [dBm]	Result [dBm]	Limit [dBm]	Verdict
DH5	Ant1	Low	2402	6.18	-45.55	<=-13.82	PASS
		High	2480	6.01	-45.66	<=-13.99	PASS
		Low	Hop_2402	5.57	-46.05	<=-14.43	PASS
		High	Hop_2480	5.73	-45.31	<=-14.27	PASS
2DH5	Ant1	Low	2402	4.54	-45.8	<=-15.46	PASS
		High	2480	3.94	-45.4	<=-16.07	PASS
		Low	Hop_2402	3.25	-45.34	<=-16.76	PASS
		High	Hop_2480	4.49	-45.07	<=-15.51	PASS
3DH5	Ant1	Low	2402	4.10	-45.93	<=-15.9	PASS
		High	2480	3.87	-45.65	<=-16.13	PASS
		Low	Hop_2402	4.34	-45.33	<=-15.66	PASS
		High	Hop_2480	4.50	-44.63	<=-15.5	PASS

Test Graphs

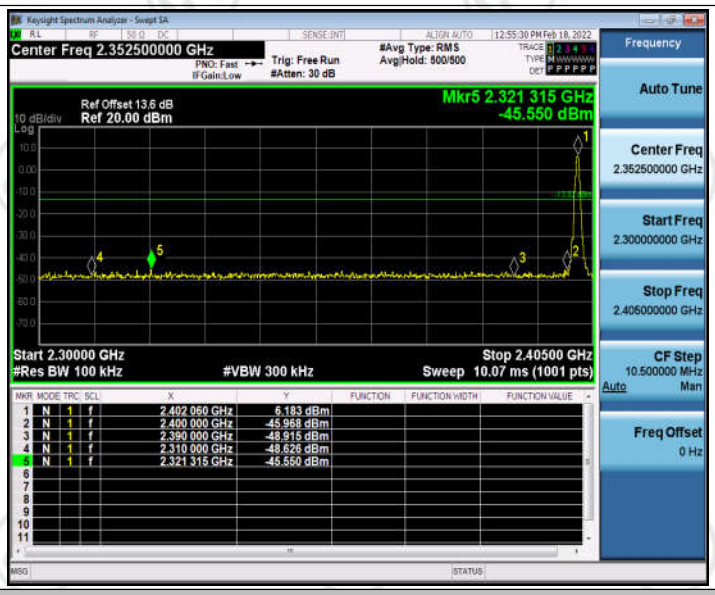

DH5_Ant1_Low_2402

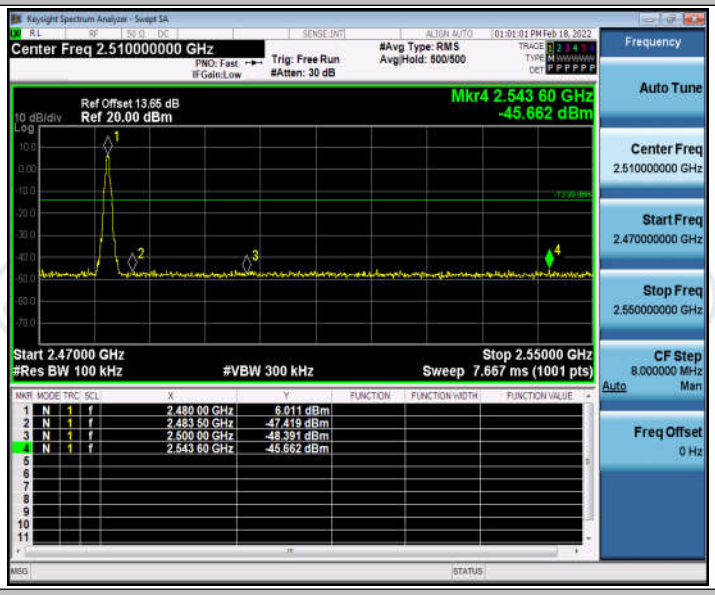

DH5_Ant1_High_2480

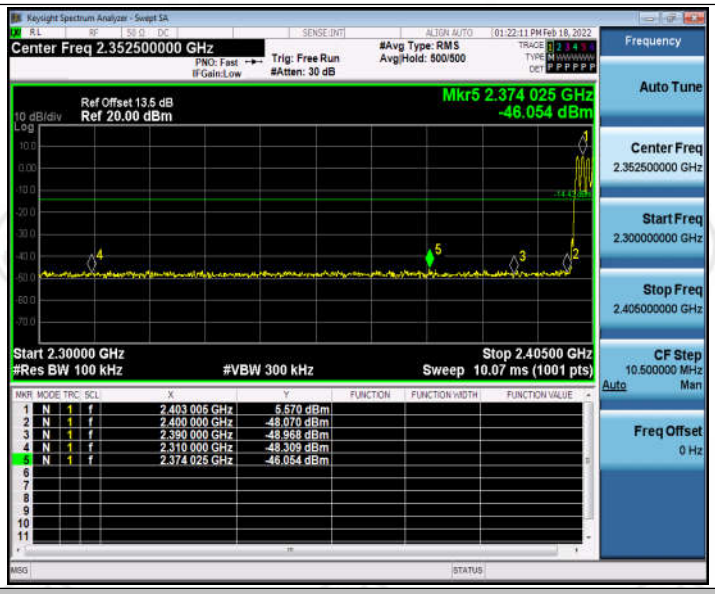

DH5_Ant1_Low_Hop_2402

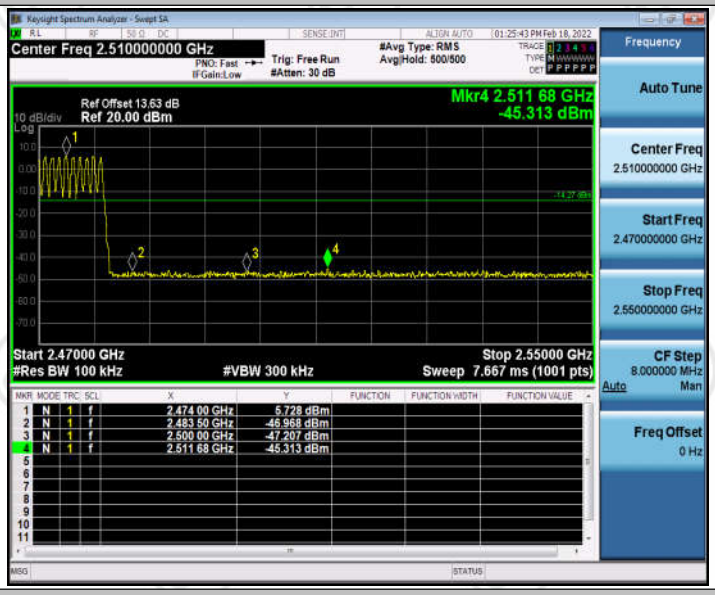

DH5_Ant1_High_Hop_2480

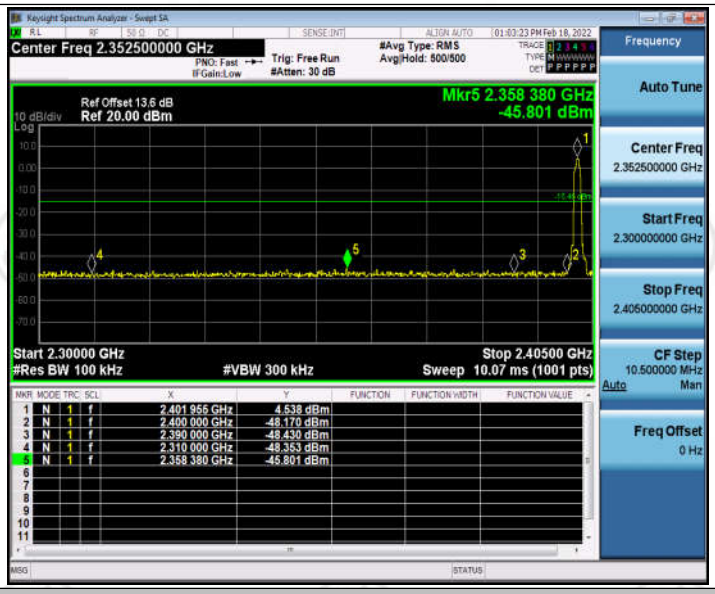

2DH5_Ant1_Low_2402

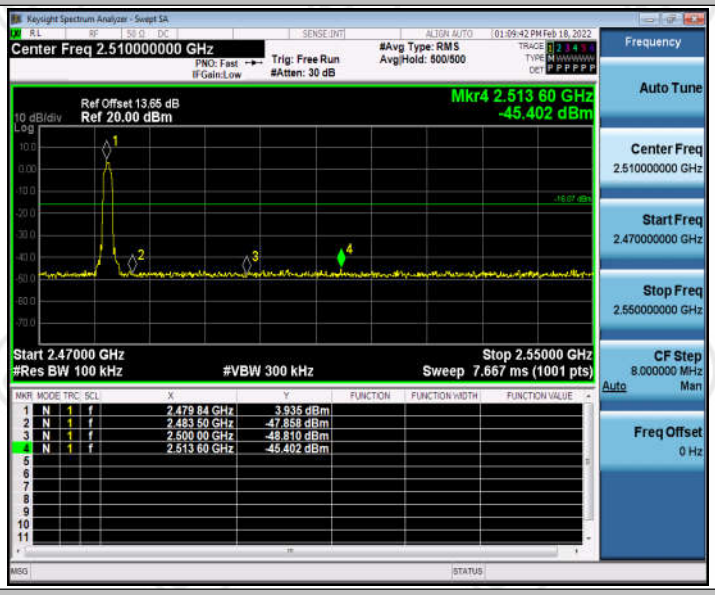

2DH5_Ant1_High_2480

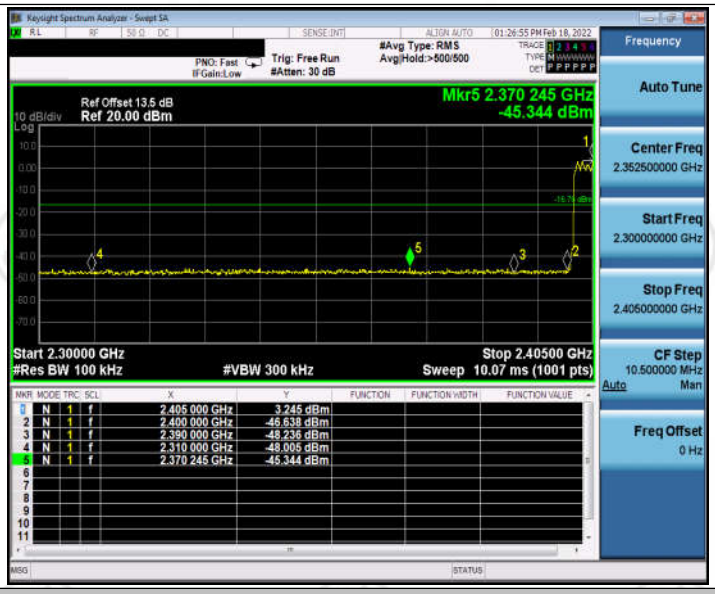

2DH5_Ant1_Low_Hop_2402

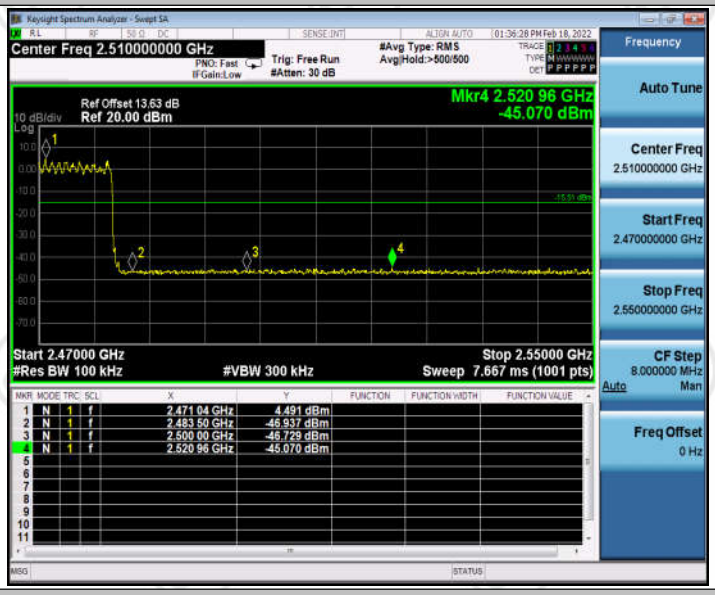

2DH5_Ant1_High_Hop_2480

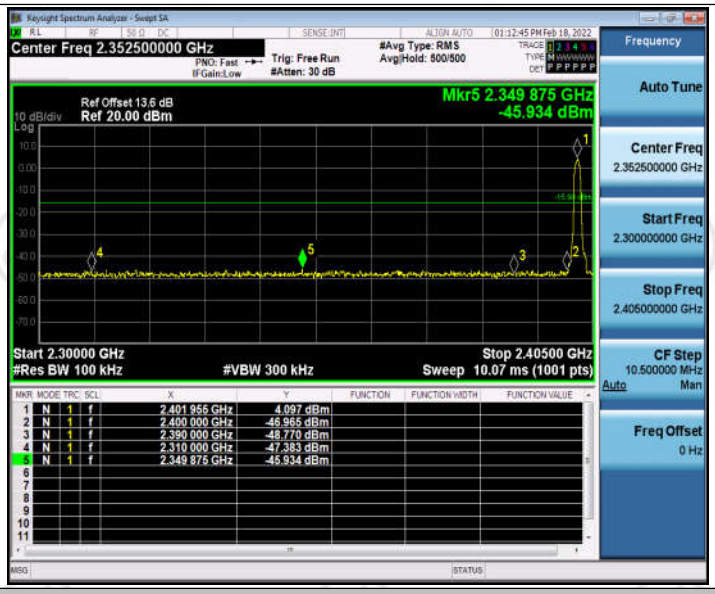

3DH5_Ant1_Low_2402

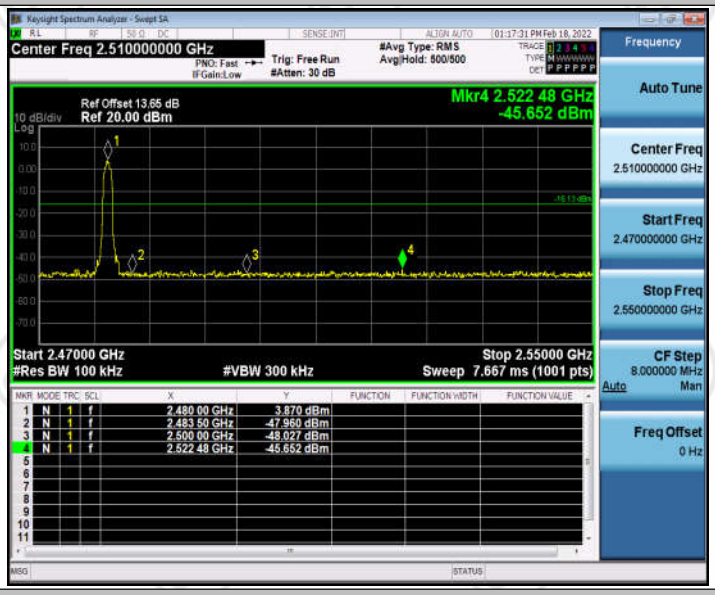

3DH5_Ant1_High_2480

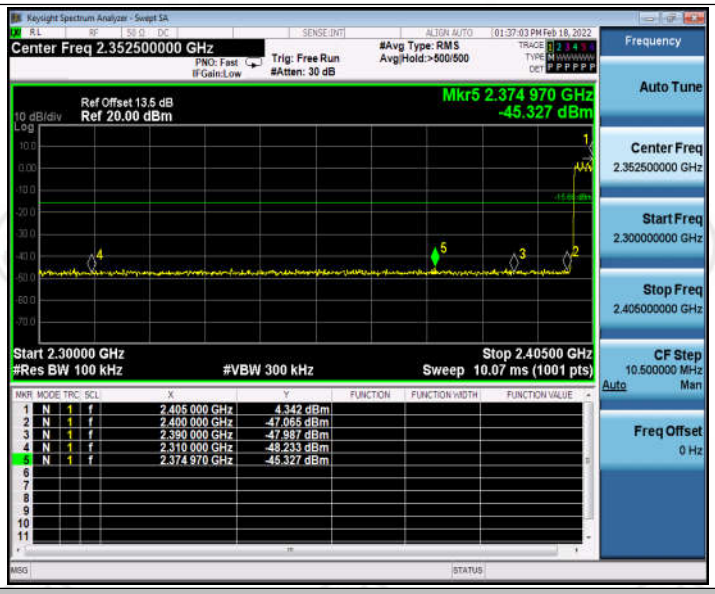

3DH5_Ant1_Low_Hop_2402

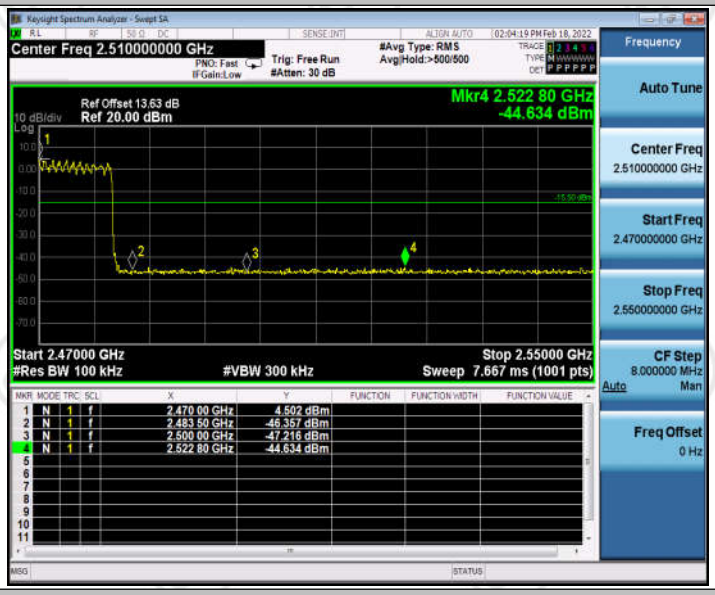

3DH5_Ant1_High_Hop_2480

Appendix H:Conducted SpuriousEmission

Test Result

Test Mode	Antenna	Channel	FreqRange [MHz]	RefLevel [dBm]	Result [dBm]	Limit [dBm]	Verdict
DH5	Ant1	2402	Reference	5.99	5.99	---	PASS
			30~1000	30~1000	-47.971	<=-14.014	PASS
			1000~26500	1000~26500	-49.093	<=-14.014	PASS
		2441	Reference	6.80	6.80	---	PASS
			30~1000	30~1000	-50.158	<=-13.202	PASS
			1000~26500	1000~26500	-49.687	<=-13.202	PASS
		2480	Reference	5.52	5.52	---	PASS
			30~1000	30~1000	-51.465	<=-14.483	PASS
			1000~26500	1000~26500	-49.327	<=-14.483	PASS
2DH5	Ant1	2402	Reference	4.26	4.26	---	PASS
			30~1000	30~1000	-48.68	<=-15.741	PASS
			1000~26500	1000~26500	-49.654	<=-15.741	PASS
		2441	Reference	5.36	5.36	---	PASS
			30~1000	30~1000	-45.735	<=-14.641	PASS
			1000~26500	1000~26500	-49.408	<=-14.641	PASS
		2480	Reference	3.84	3.84	---	PASS
			30~1000	30~1000	-44.531	<=-16.161	PASS
			1000~26500	1000~26500	-49.599	<=-16.161	PASS
3DH5	Ant1	2402	Reference	3.92	3.92	---	PASS
			30~1000	30~1000	-43.917	<=-16.078	PASS
			1000~26500	1000~26500	-49.169	<=-16.078	PASS
		2441	Reference	5.40	5.40	---	PASS
			30~1000	30~1000	-42.41	<=-14.602	PASS
			1000~26500	1000~26500	-49.696	<=-14.602	PASS
		2480	Reference	3.95	3.95	---	PASS
			30~1000	30~1000	-44.069	<=-16.049	PASS
			1000~26500	1000~2650	-50	<=-16.049	PASS

				0			

Test Graphs

DH5_Ant1_2402_0~Reference

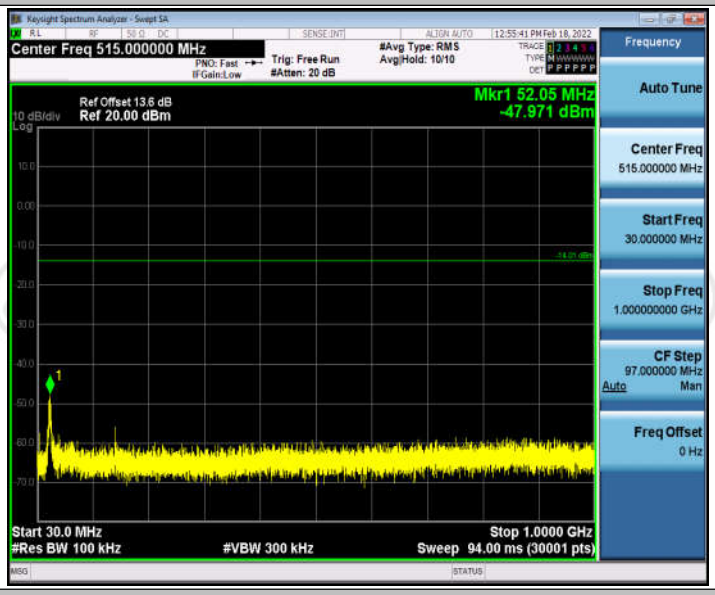

DH5_Ant1_2402_30~1000

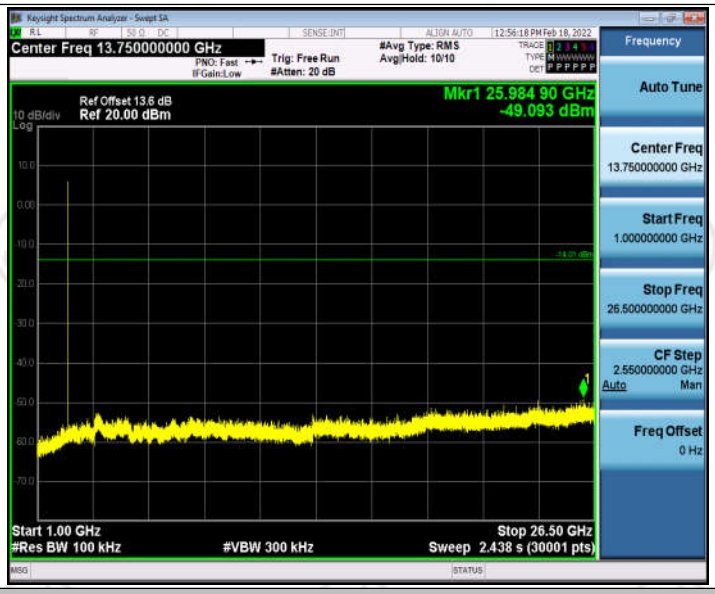

DH5_Ant1_2402_1000~26500

DH5_Ant1_2441_0~Reference

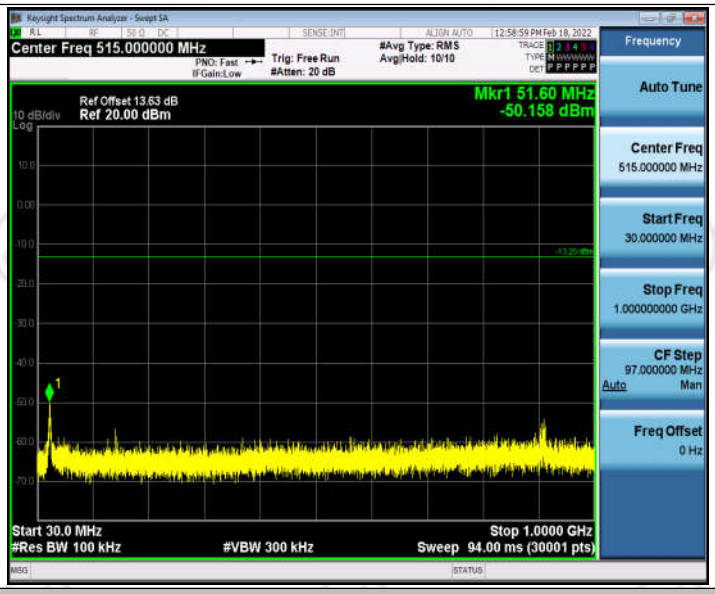

DH5_Ant1_2441_30~1000

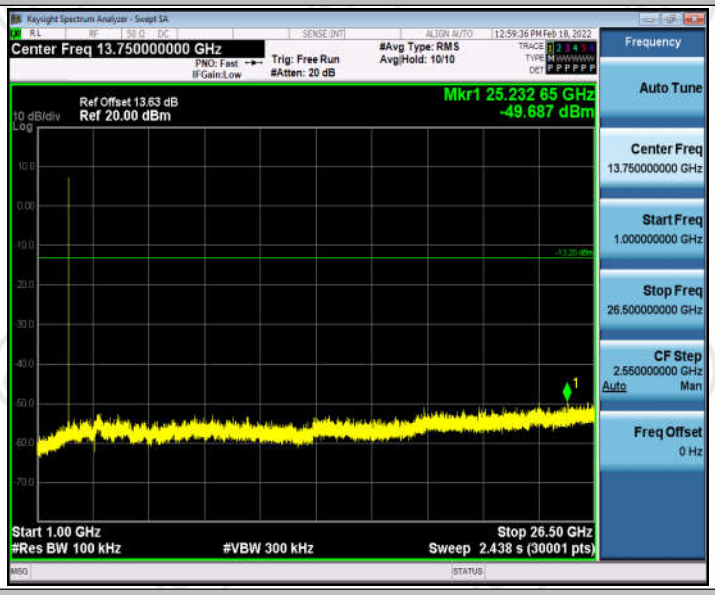

DH5_Ant1_2441_1000~26500

DH5_Ant1_2480_0~Reference

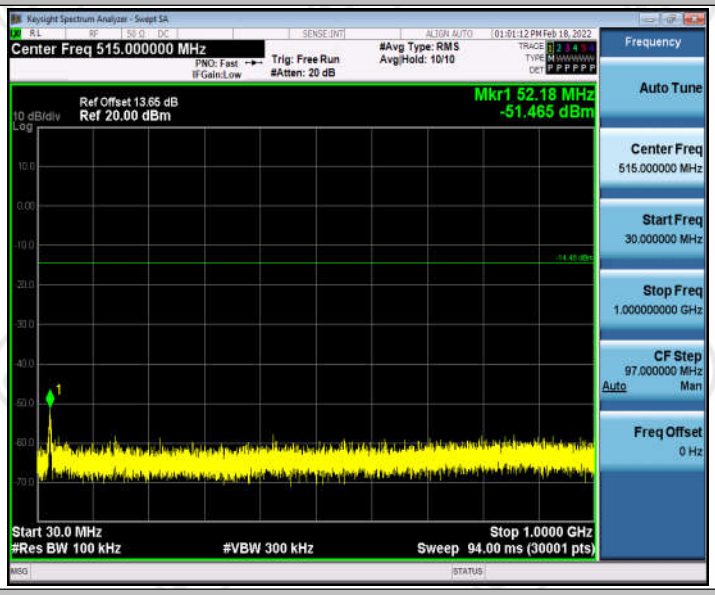

DH5_Ant1_2480_30~1000

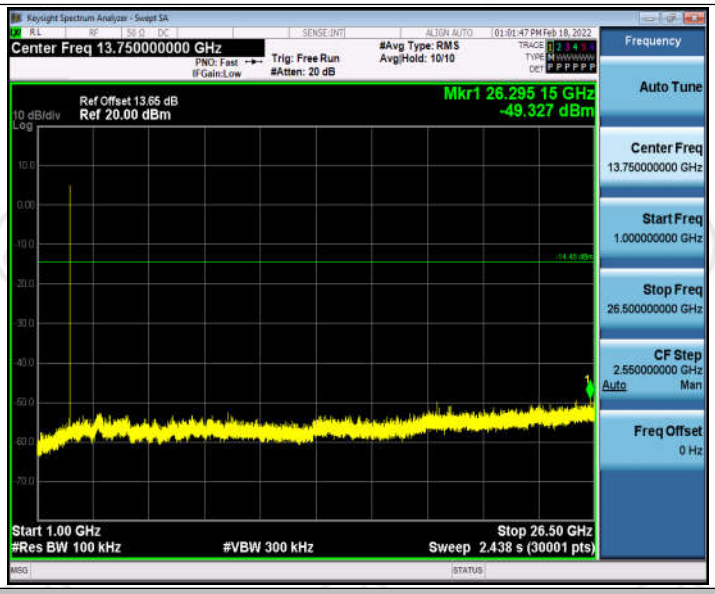

DH5_Ant1_2480_1000~26500

2DH5_Ant1_2402_0~Reference

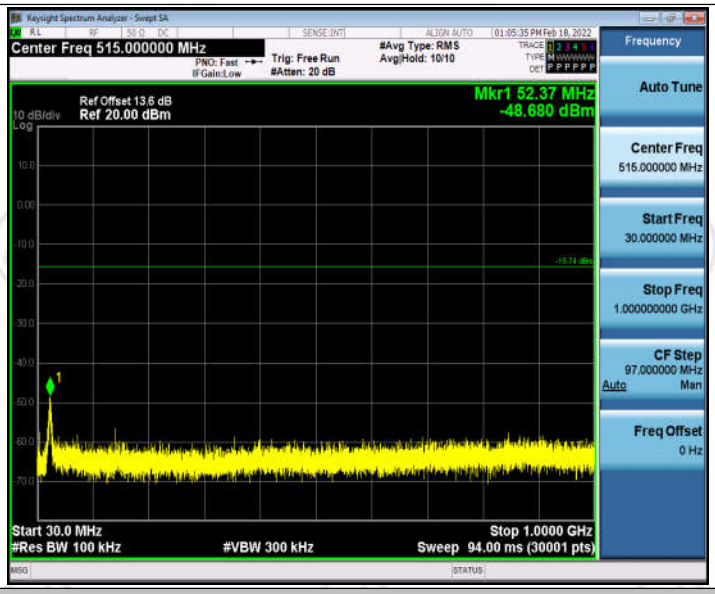

2DH5_Ant1_2402_30~1000

2DH5_Ant1_2402_1000~26500

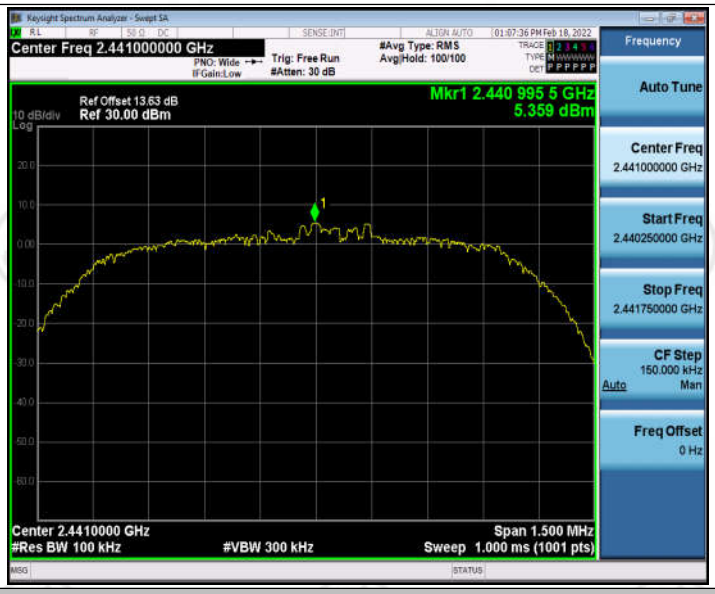

2DH5_Ant1_2441_0~Reference

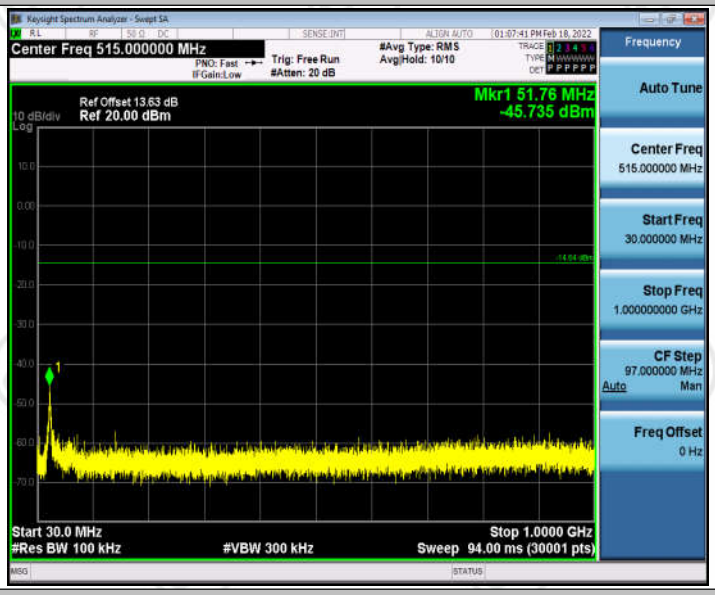

2DH5_Ant1_2441_30~1000

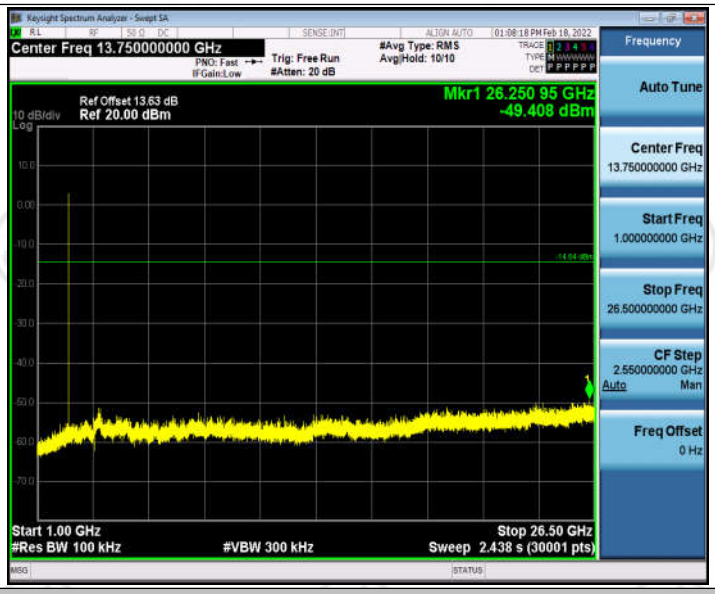

2DH5_Ant1_2441_1000~26500

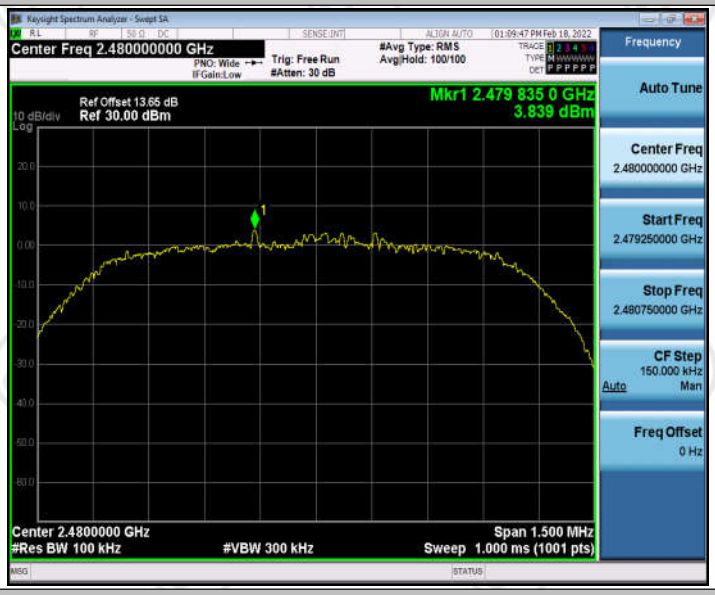

2DH5_Ant1_2480_0~Reference

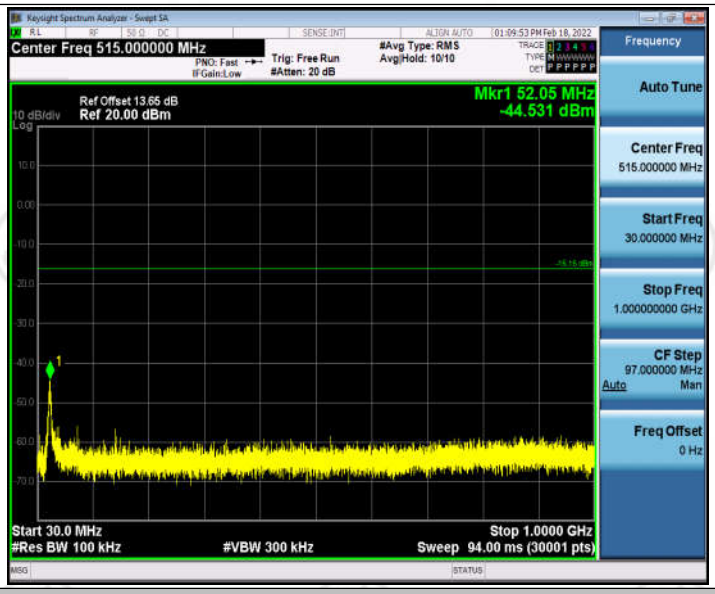

2DH5_Ant1_2480_30~1000

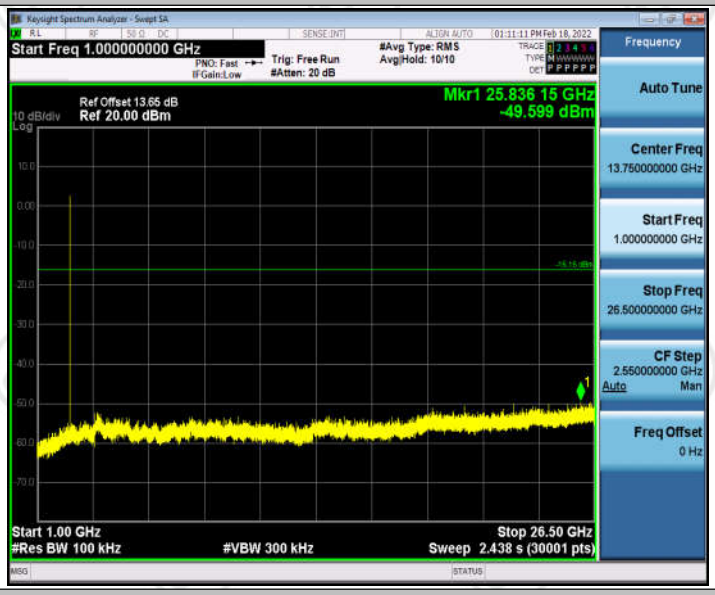

2DH5_Ant1_2480_1000~26500

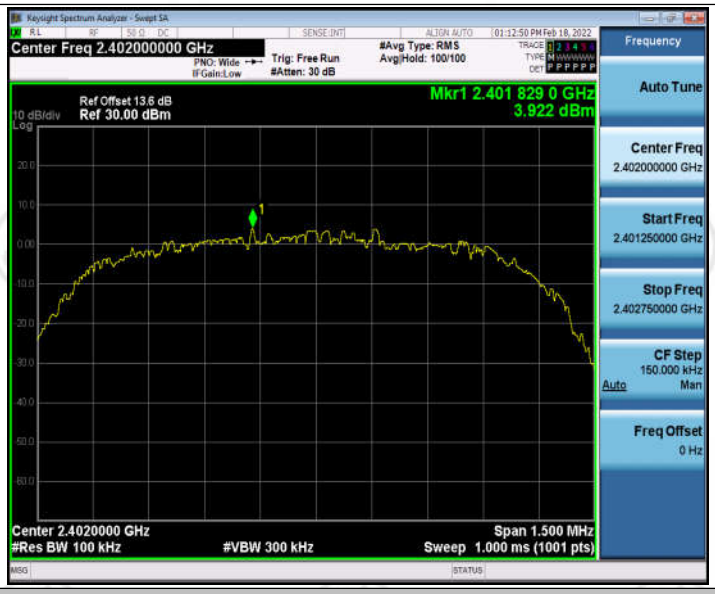

3DH5_Ant1_2402_0~Reference

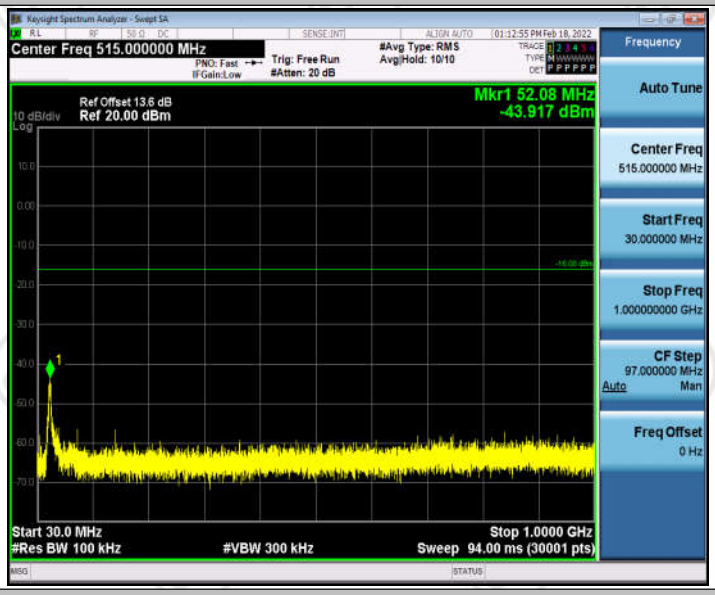

3DH5_Ant1_2402_30~1000

3DH5_Ant1_2402_1000~26500

3DH5_Ant1_2441_0~Reference

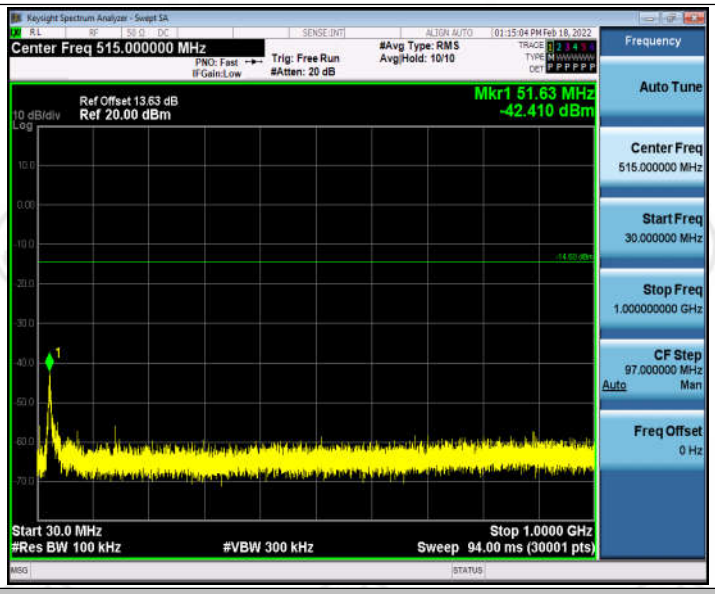

3DH5_Ant1_2441_30~1000

3DH5_Ant1_2441_1000~26500

3DH5_Ant1_2480_0~Reference

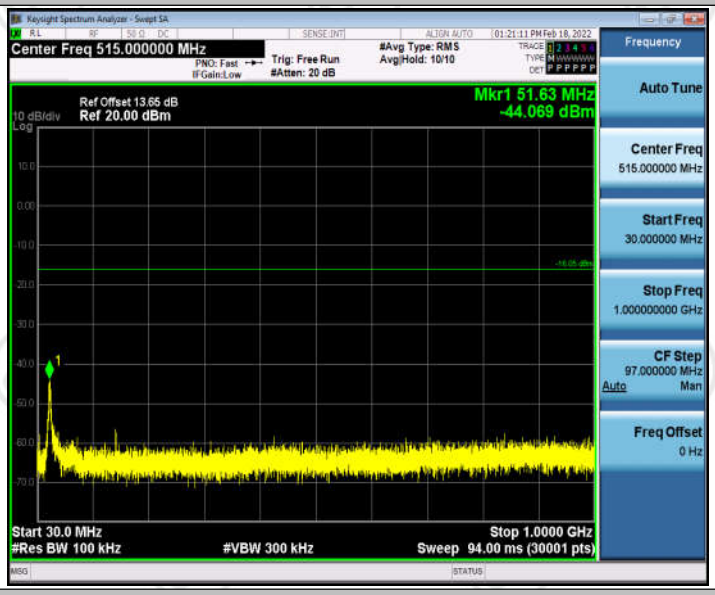

3DH5_Ant1_2480_30~1000

3DH5_Ant1_2480_1000~26500

Appendixl: DutyCycle

Test Result

Test Mode	Antenna	Channel	TransmissionDuration [ms]	Transmission Period [ms]	Duty Cycle [%]	Limit	Verdict
DH5	Ant1	2402	2.88	3.75	76.90	---	PASS
		2441	2.88	3.75	76.89	---	PASS
		2480	2.88	3.75	76.90	---	PASS
2DH5	Ant1	2402	2.89	3.75	76.93	---	PASS
		2441	2.89	3.75	76.96	---	PASS
		2480	2.89	3.75	76.93	---	PASS
3DH5	Ant1	2402	2.89	3.75	76.99	---	PASS
		2441	2.89	3.75	77.03	---	PASS
		2480	2.89	3.75	77.00	---	PASS

Test Graphs

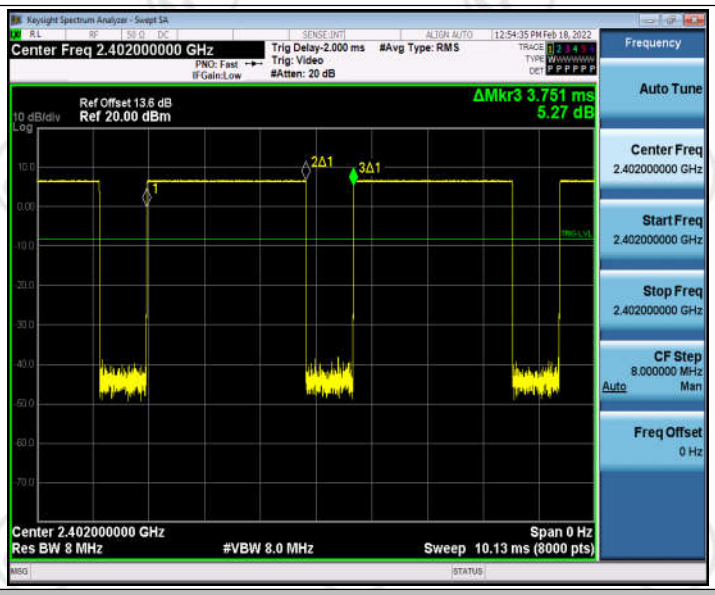

DH5_Ant1_2402

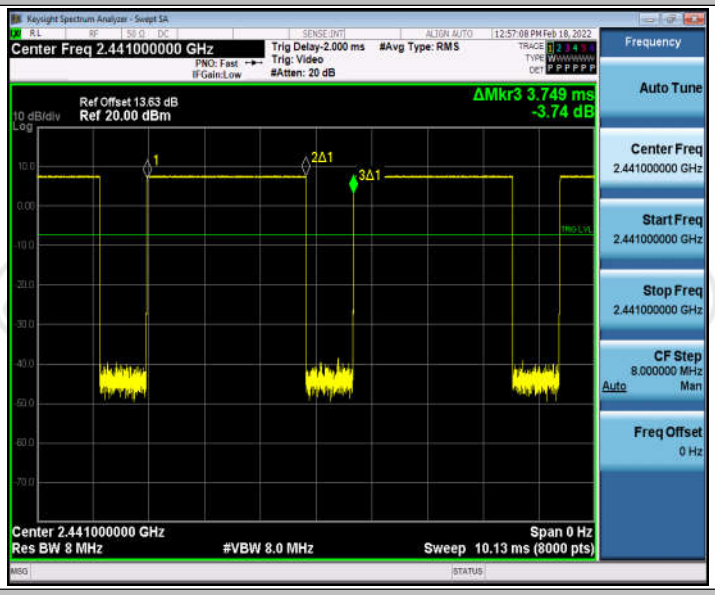

DH5_Ant1_2441

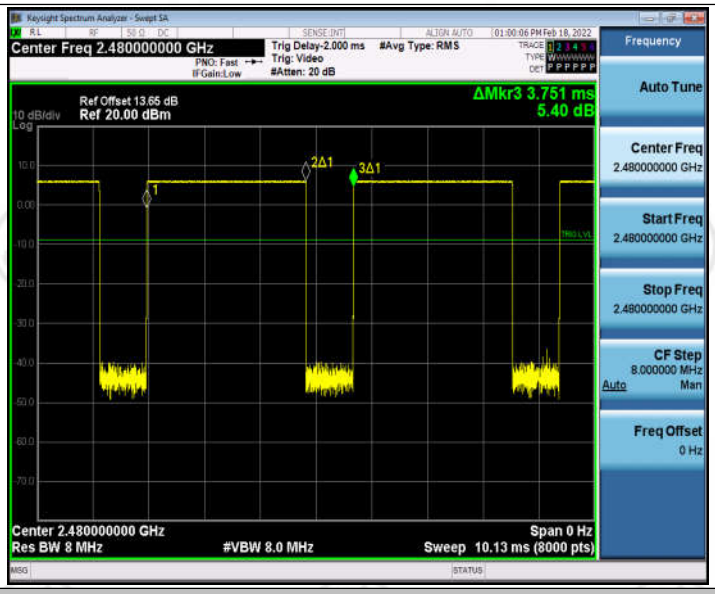

DH5_Ant1_2480

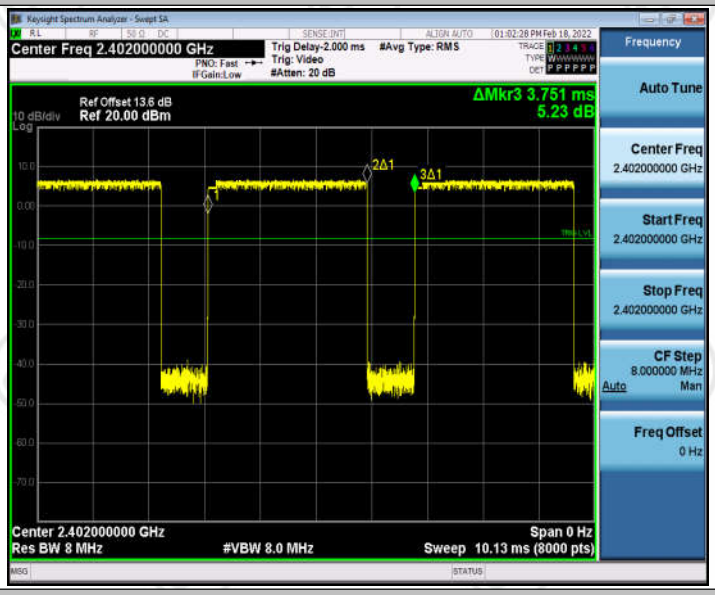

2DH5_Ant1_2402

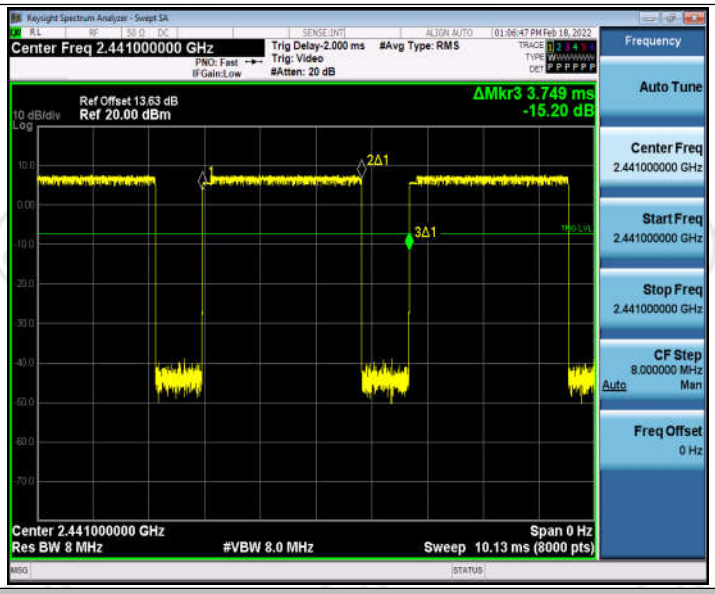

2DH5_Ant1_2441

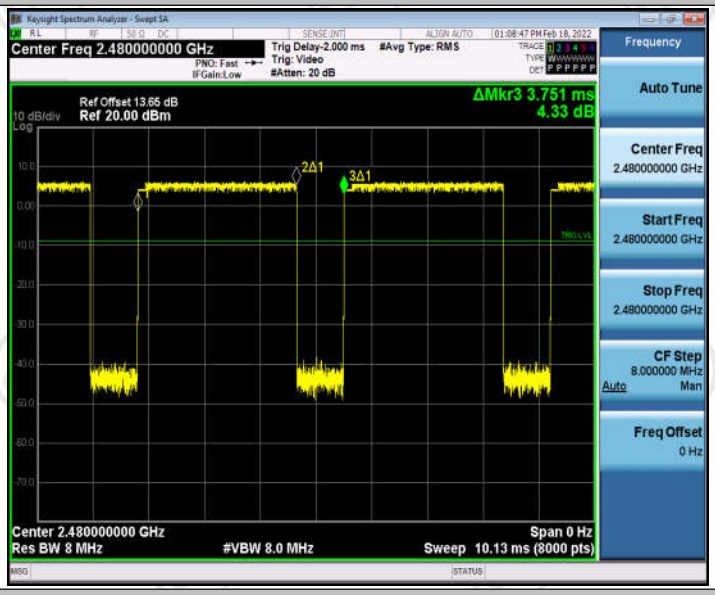

2DH5_Ant1_2480

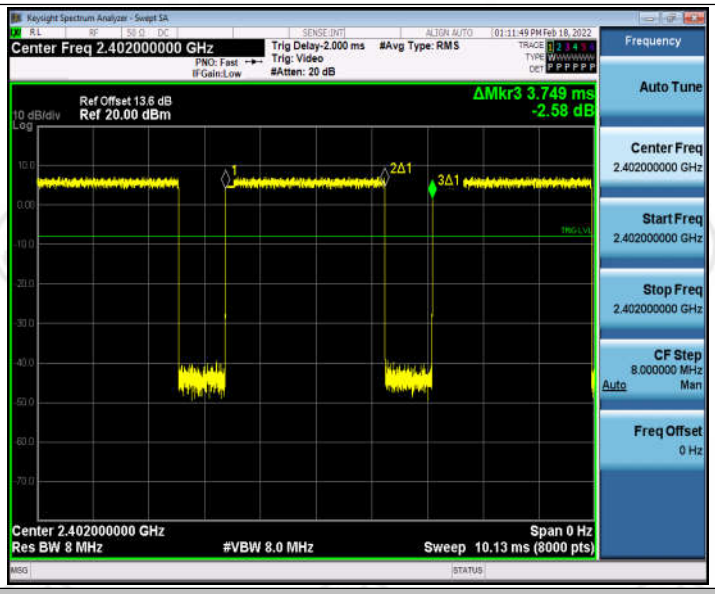

3DH5_Ant1_2402

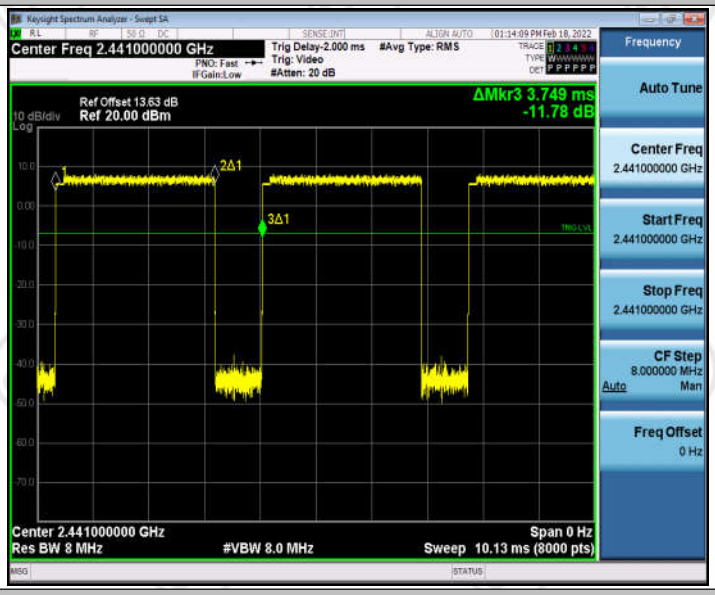

3DH5_Ant1_2441

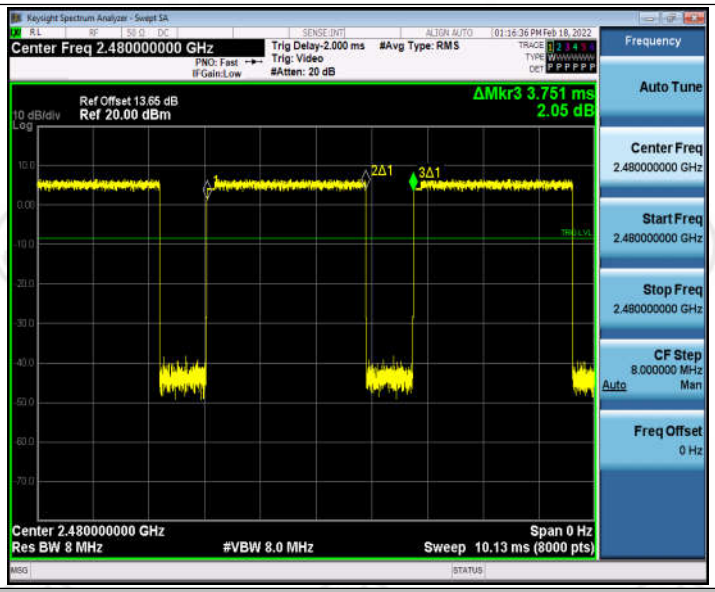

3DH5_Ant1_2480

*** End of Report ***