Appendix: Bluetooth LE

Contents

Appendix A: DTS Bandwidth 3
Test Result 3
Test Graphs 4
Appendix B: Occupied Channel Bandwidth 6
Test Result 6
Test Graphs 7
Appendix C: Maximum conducted output power 9
Test Result 9
Test Graphs 10
Appendix D: Maximum power spectral density 12
Test Result 12
Test Graphs 13
Appendix E: Band edge measurements 15
Test Result 15
Test Graphs 16
Appendix F: Conducted Spurious Emission 17
Test Result 17
Test Graphs 18
Appendix G: Duty Cycle 23
Test Result 23
Test Graphs 24

Appendix A: DTS Bandwidth

Test Result

Test Mode	Antenna	Channel	DTS BW [MHz]	FL[MHz]	FH[MHz]	Limit[MHz]	Verdict
BLE_1M	Ant1	2402	0.668	2401.646	2402.314	0.5	PASS
		2440	0.656	2439.662	2440.318	0.5	PASS
		2480	0.656	2479.658	2480.314	0.5	PASS

Test Graphs

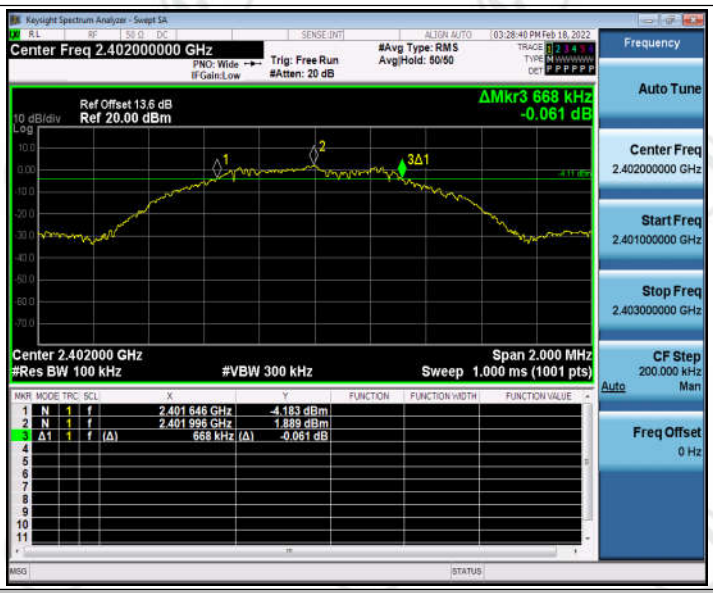

BLE_1M_Ant1_2402

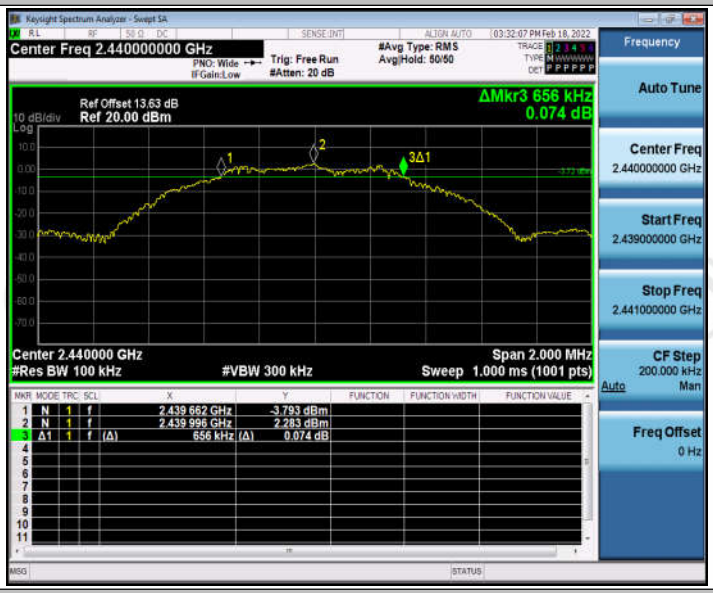

BLE_1M_Ant1_2440

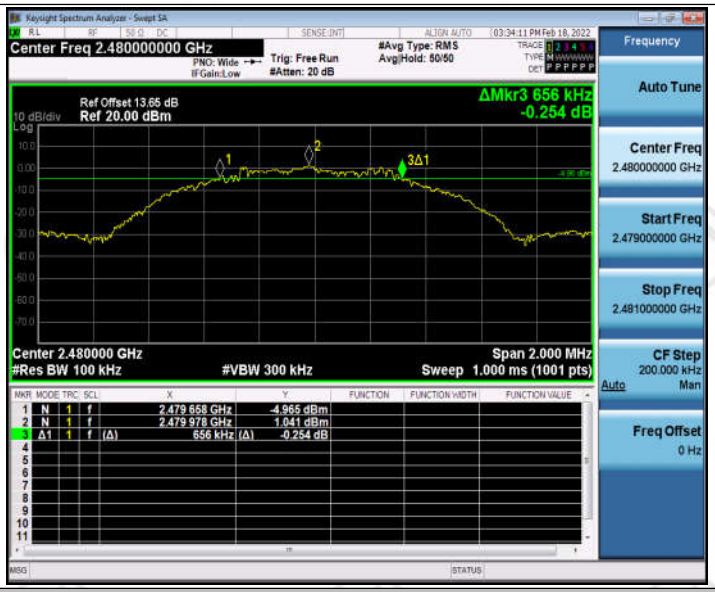

BLE_1M_Ant1_2480

Appendix B: Occupied Channel Bandwidth

Test Result

Test Mode	Antenna	Channel	OCB [MHz]	FL[MHz]	FH[MHz]	Limit[MHz]	Verdict
BLE_1M	Ant1	2402	1.0614	2401.463	2402.525	---	PASS
		2440	1.0483	2439.467	2440.516	---	PASS
		2480	1.0580	2479.463	2480.521	---	PASS

Test Graphs

BLE_1M_Ant1_2402

BLE_1M_Ant1_2440

BLE_1M_Ant1_2480

Appendix C: Maximum conducted output power

Test Result

Test Mode	Antenna	Channel	Result[dBm]	Limit[dBm]	Verdict
BLE_1M	Ant1	2402	2.21	<=30	PASS
		2440	2.62	<=30	PASS
		2480	1.49	<=30	PASS

Test Graphs

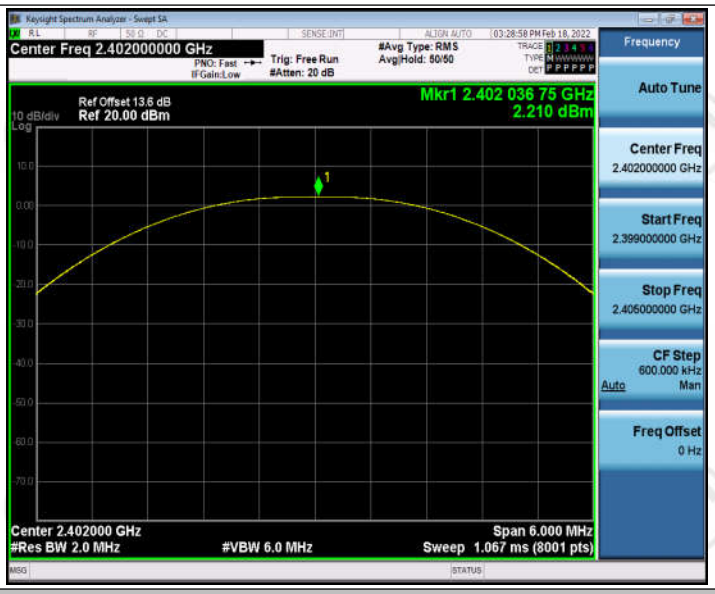

BLE_1M_Ant1_2402

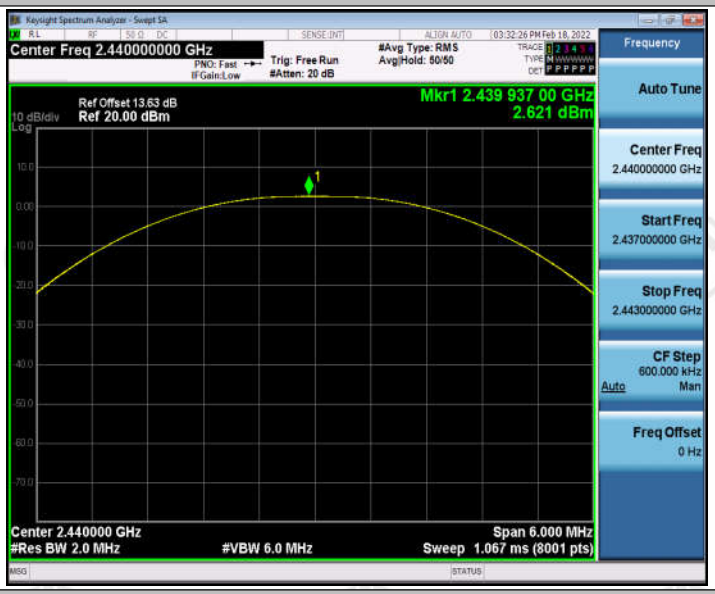

BLE_1M_Ant1_2440

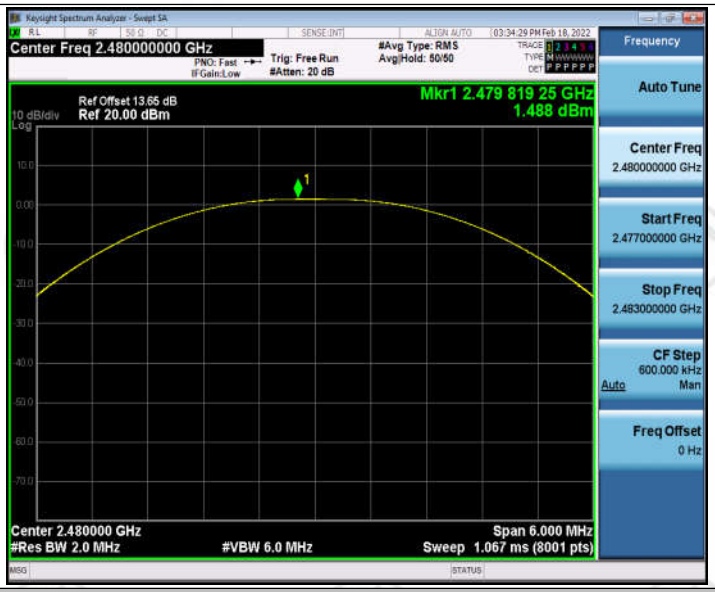

BLE_1M_Ant1_2480

Appendix D: Maximum power spectral density

Test Result

Test Mode	Antenna	Channel	Result[dBm/3-100kHz]	Limit[dBm/3kHz]	Verdict
BLE_1M	Ant1	2402	-8.35	<=8	PASS
		2440	-7.82	<=8	PASS
		2480	-8.96	<=8	PASS

Test Graphs

BLE_1M_Ant1_2402

BLE_1M_Ant1_2440

BLE_1M_Ant1_2480

Appendix E: Band edge measurements

Test Result

Test Mode	Antenna	ChName	Channel	RefLevel[dBm]	Result[dBm]	Limit[dBm]	Verdict
BLE_1M	Ant1	Low	2402	1.36	-53.54	<=-18.64	PASS
		High	2480	0.38	-56.47	<=-19.62	PASS

Test Graphs

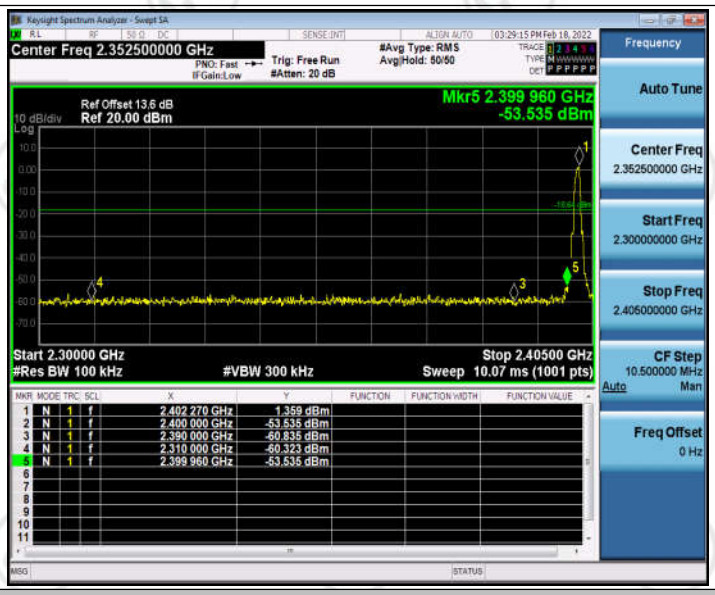

BLE_1M_Ant1_Low_2402

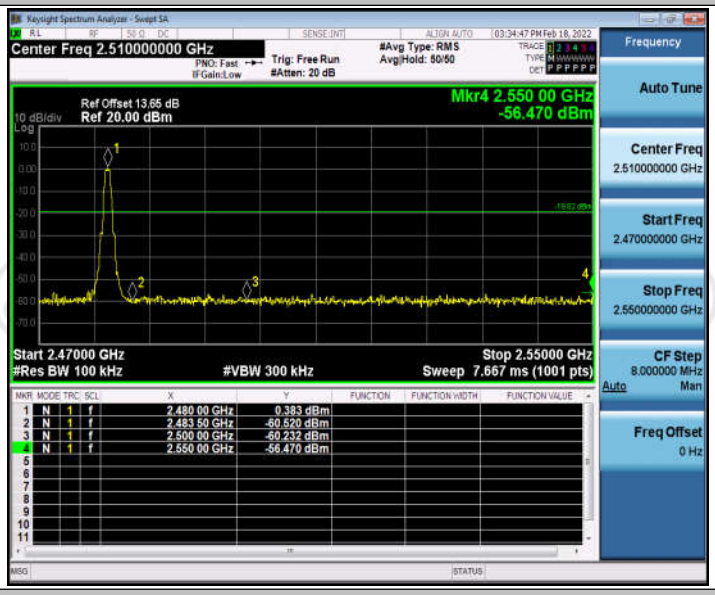

BLE_1M_Ant1_High_2480

Appendix F: Conducted Spurious Emission

Test Result

Test Mode	Antenna	Channel	FreqRange [MHz]	RefLevel [dBm]	Result[dBm]	Limit[dBm]	Verdict
BLE_1M	Ant1	2402	Reference	1.90	1.90	---	PASS
			30~1000	30~1000	-49.234	<=-18.098	PASS
			1000~26500	1000~26500	-50.113	<=-18.098	PASS
		2440	Reference	1.99	1.99	---	PASS
			30~1000	30~1000	-48.385	<=-18.006	PASS
			1000~26500	1000~26500	-49.543	<=-18.006	PASS
		2480	Reference	1.24	1.24	---	PASS
			30~1000	30~1000	-49.017	<=-18.765	PASS
			1000~26500	1000~26500	-48.462	<=-18.765	PASS

Test Graphs

BLE_1M_Ant1_2402_0~Reference

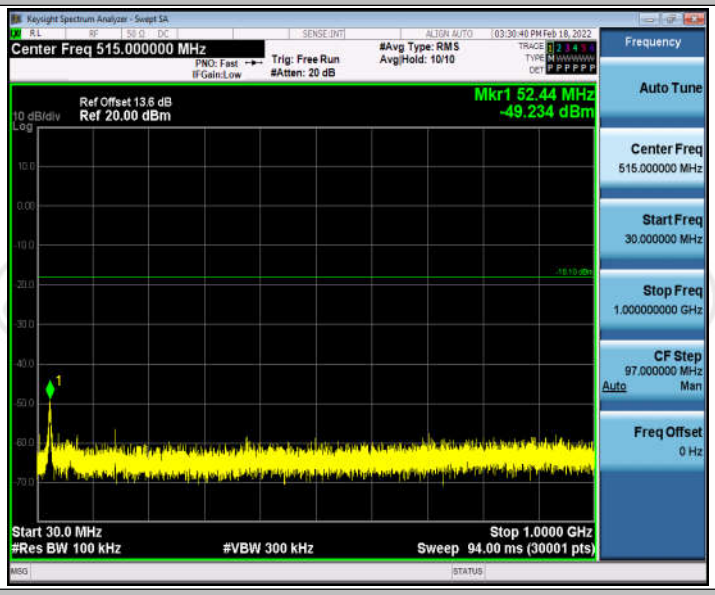

BLE_1M_Ant1_2402_30~1000

BLE_1M_Ant1_2402_1000~26500

BLE_1M_Ant1_2440_0~Reference

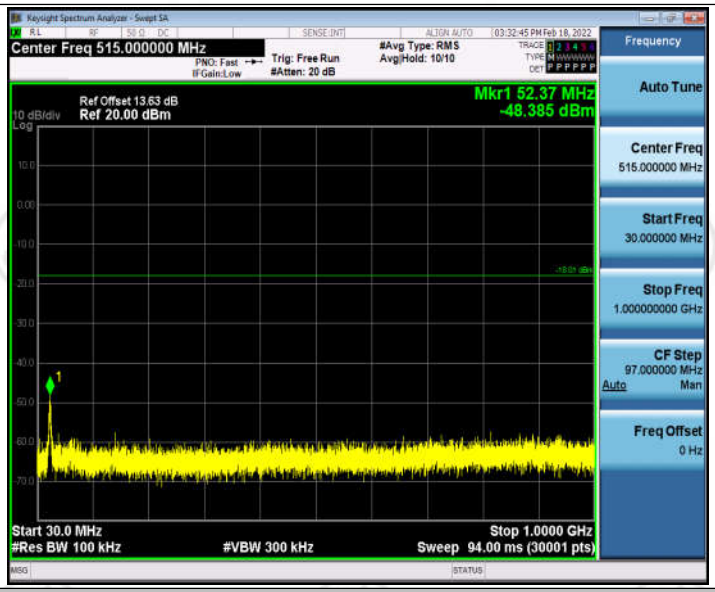

BLE_1M_Ant1_2440_30~1000

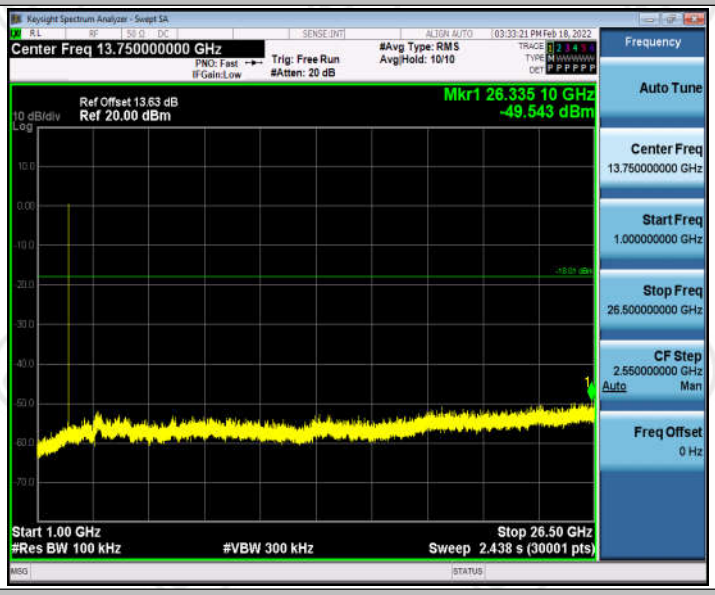

BLE_1M_Ant1_2440_1000~26500

BLE_1M_Ant1_2480_0~Reference

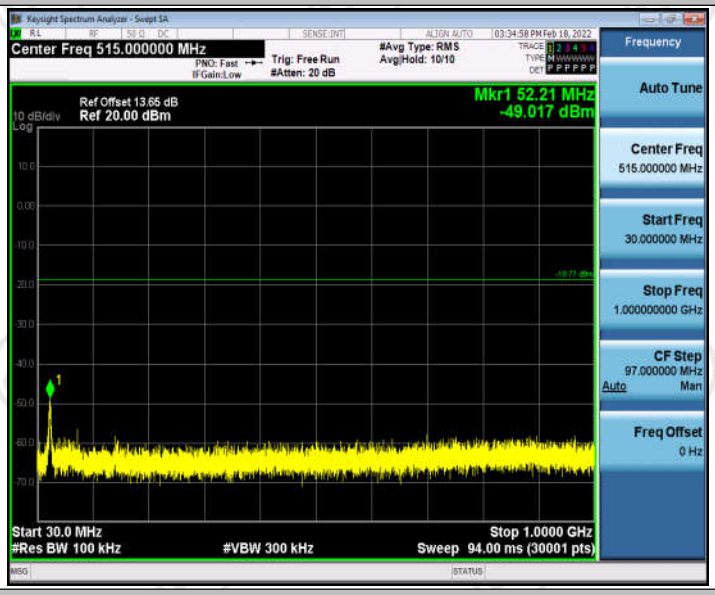

BLE_1M_Ant1_2480_30~1000

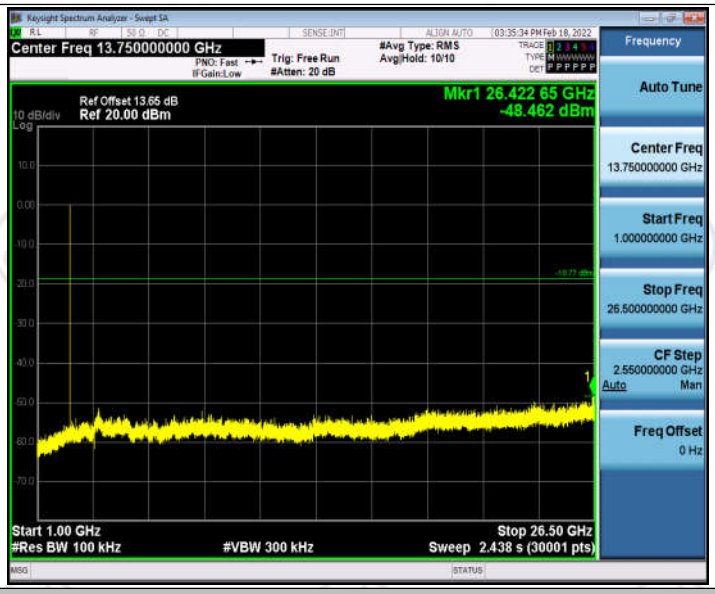

BLE_1M_Ant1_2480_1000~26500

Appendix G: Duty Cycle

Test Result

Test Mode	Antenna	Channel	Transmission Duration [ms]	Transmission Period [ms]	Duty Cycle [%]	Limit	Verdict
BLE_1M	Ant1	2402	0.39	0.63	62.60	---	PASS
		2440	0.39	0.63	62.60	---	PASS
		2480	0.39	0.63	62.60	---	PASS

Test Graphs

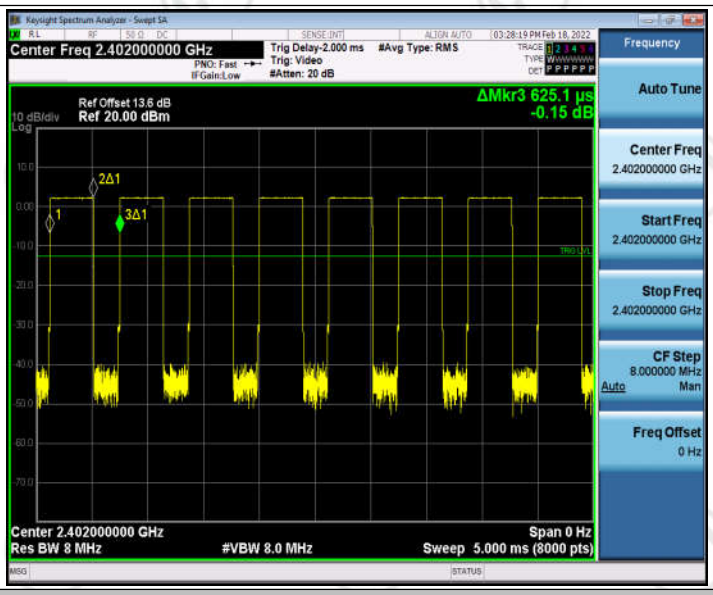

BLE_1M_Ant1_2402

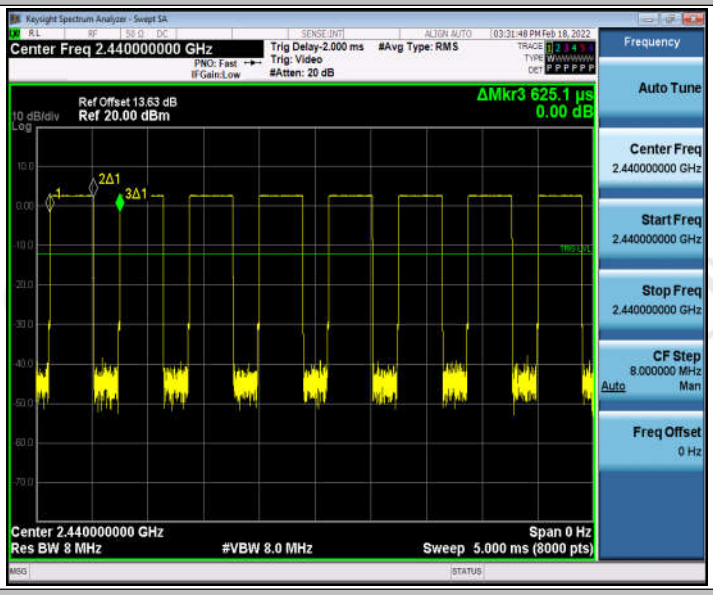

BLE_1M_Ant1_2440

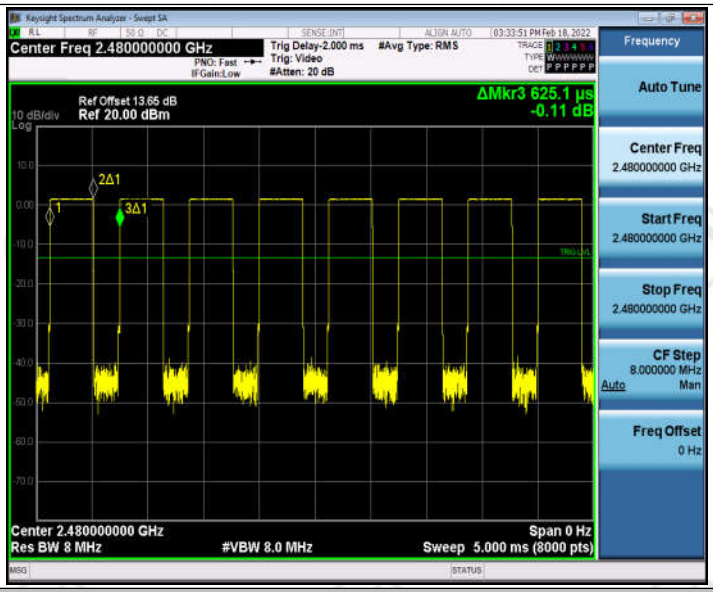

BLE_1M_Ant1_2480

*** End of Report ***