Appendix: 2.4G WIFI

Contents

Appendix A: DTS Bandwidth 3
Test Result 3
Test Graphs 4
Appendix B: Occupied Channel Bandwidth 9
Test Result 9
Test Graphs 10
Appendix C: Maximum conducted output power 15
Test Result 15
Appendix D: Maximum power spectral density 16
Test Result 16
Test Graphs 17
Appendix E:Band edge measurements 22
Test Result 22
Test Graphs 23
Appendix F:Conducted SpuriousEmission 26
Test Result 26
Test Graphs 27
Appendix G: DutyCycle 41
Test Result 41
Test Graphs 42

Appendix A: DTS Bandwidth

Test Result

Test Mode	Antenna	Channel	DTS BW [MHz]	FL[MHz]	FH[MHz]	Limit[MHz]	Verdict
11B	Ant1	2412	8.600	2407.920	2416.520	0.5	PASS
		2437	8.120	2432.920	2441.040	0.5	PASS
		2462	8.680	2457.400	2466.080	0.5	PASS
11G	Ant1	2412	16.440	2403.760	2420.200	0.5	PASS
		2437	16.520	2428.720	2445.240	0.5	PASS
		2462	16.440	2453.760	2470.200	0.5	PASS
11N20SISO	Ant1	2412	17.680	2403.160	2420.840	0.5	PASS
		2437	17.680	2428.160	2445.840	0.5	PASS
		2462	17.360	2453.160	2470.520	0.5	PASS

Test Graphs

11B_Ant1_2412

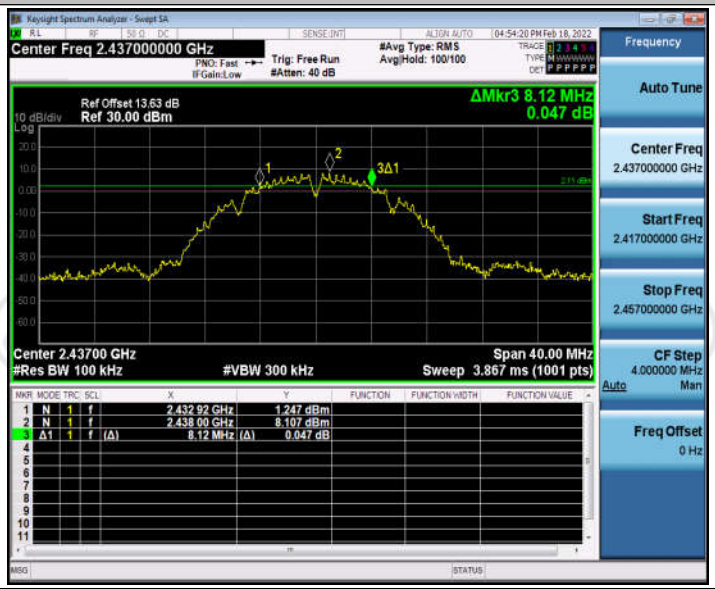

11B_Ant1_2437

11B_Ant1_2462

11G_Ant1_2412

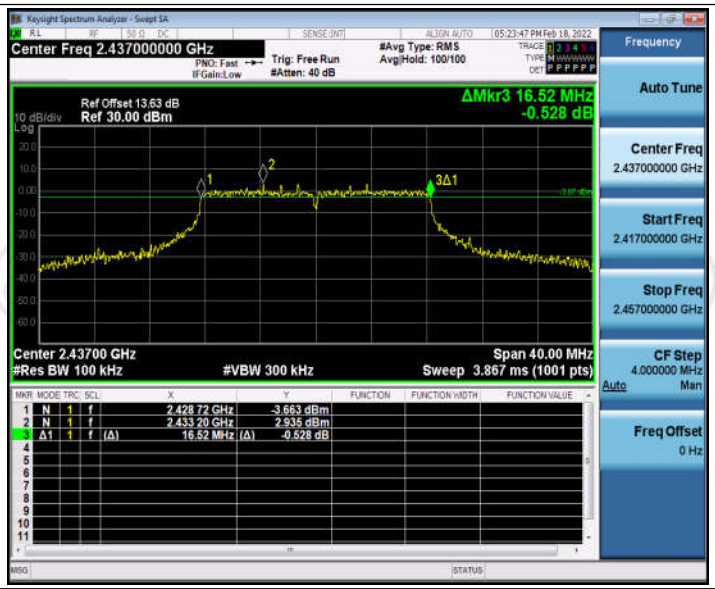

11G_Ant1_2437

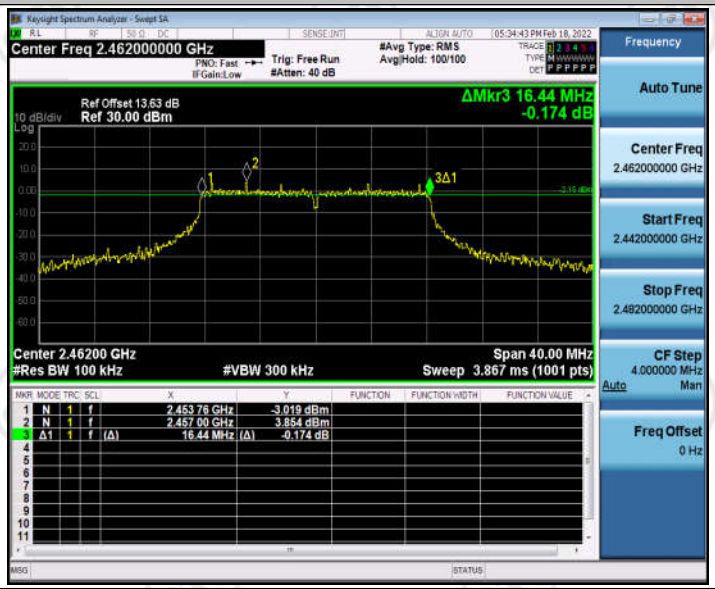

11G_Ant1_2462

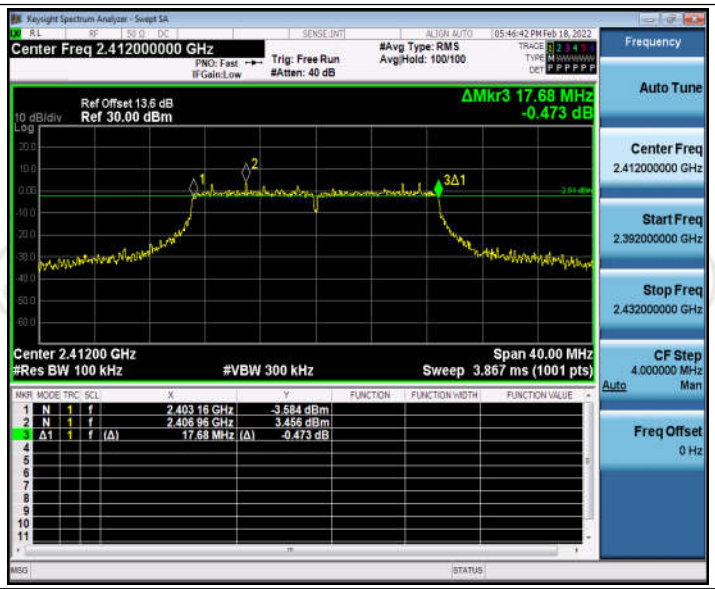

11N20SISO_Ant1_2412

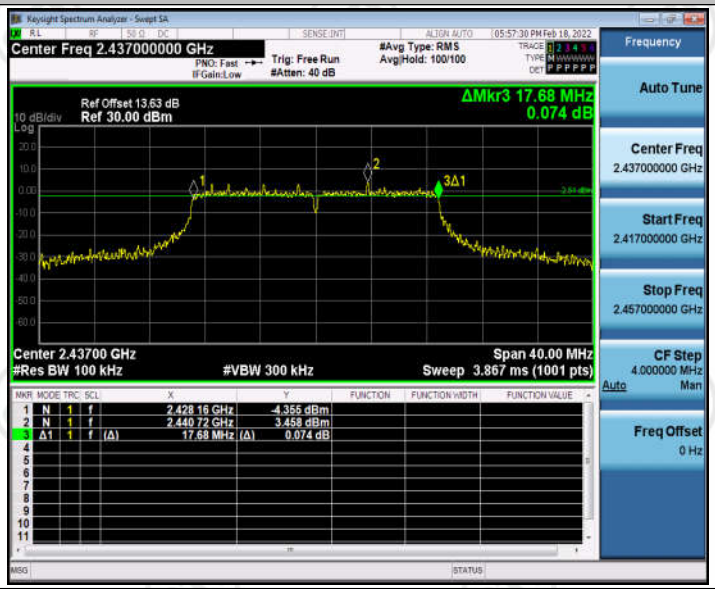

11N20SISO_Ant1_2437

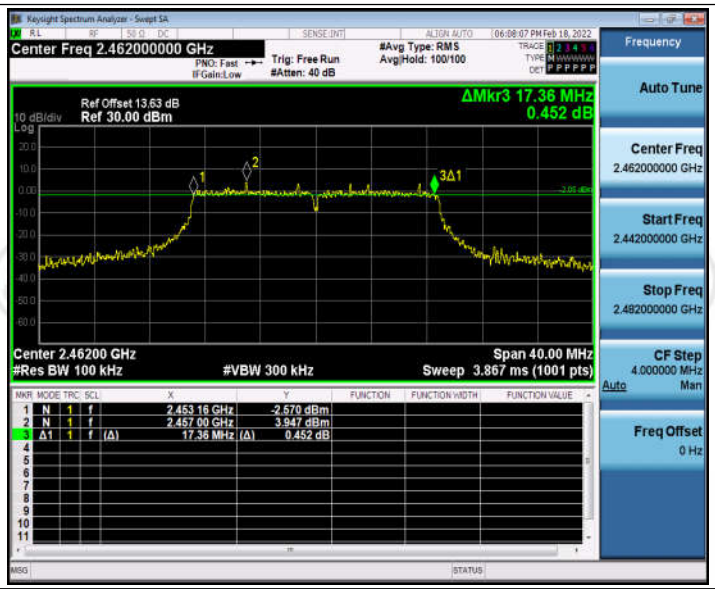

11N20SISO_Ant1_2462

Appendix B: Occupied Channel Bandwidth

Test Result

Test Mode	Antenna	Channel	OCB [MHz]	FL[MHz]	FH[MHz]	Limit[MHz]	Verdict
11B	Ant1	2412	13.369	2405.323	2418.692	---	PASS
		2437	13.552	2430.243	2443.795	---	PASS
		2462	13.386	2455.264	2468.650	---	PASS
11G	Ant1	2412	17.491	2403.285	2420.776	---	PASS
		2437	17.502	2428.248	2445.750	---	PASS
		2462	17.429	2453.229	2470.658	---	PASS
11N20SISO	Ant1	2412	18.345	2402.824	2421.169	---	PASS
		2437	18.432	2427.786	2446.218	---	PASS
		2462	18.388	2452.776	2471.164	---	PASS

Test Graphs

11B_Ant1_2412

11B_Ant1_2437

11B_Ant1_2462

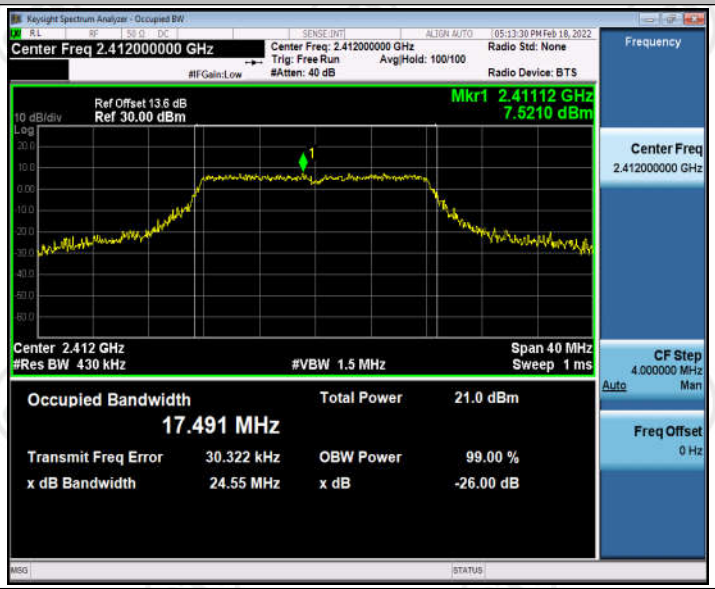

11G_Ant1_2412

11G_Ant1_2437

11G_Ant1_2462

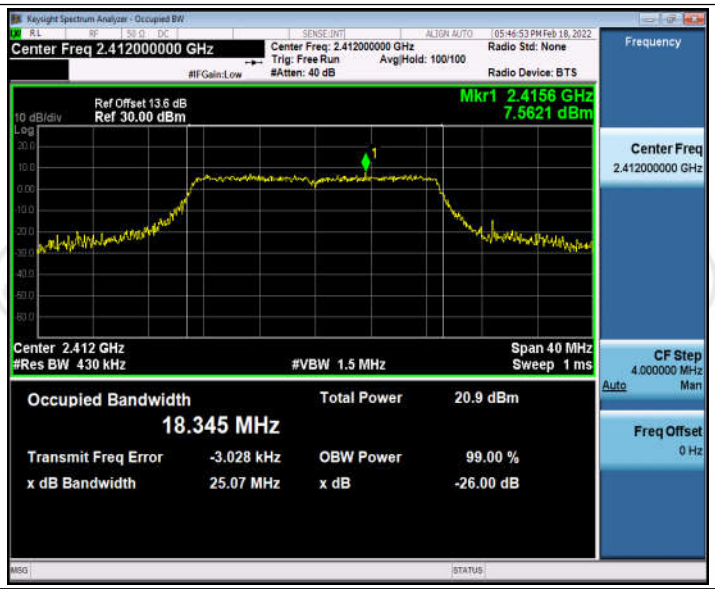

11N20SISO_Ant1_2412

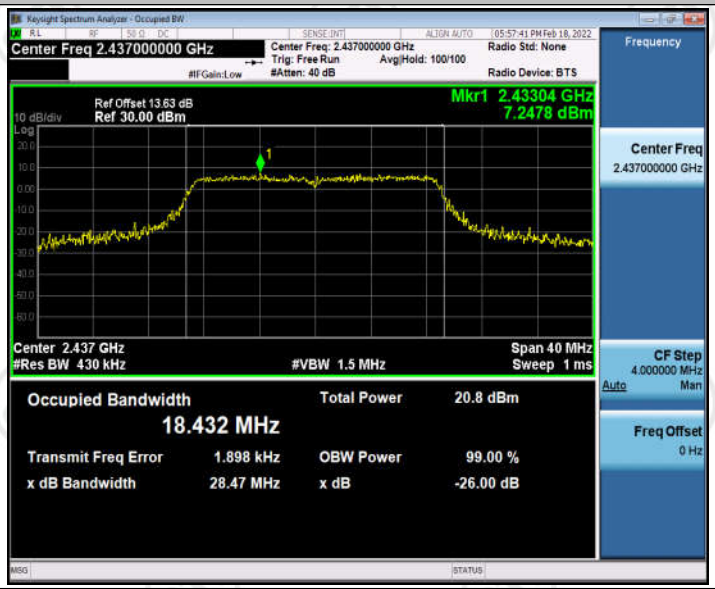

11N20SISO_Ant1_2437

11N20SISO_Ant1_2462

Appendix C: Maximum conducted output power

Test Result

Test Mode	Antenna	Channel	Result[dBm]	Limit[dBm]	Verdict
11B	Ant1	2412	16.66	<=30	PASS
		2437	16.69	<=30	PASS
		2462	16.80	<=30	PASS
11G	Ant1	2412	14.87	<=30	PASS
		2437	14.62	<=30	PASS
		2462	14.94	<=30	PASS
11N20SISO	Ant1	2412	14.90	<=30	PASS
		2437	14.72	<=30	PASS
		2462	14.95	<=30	PASS

Appendix D: Maximum power spectral density

Test Result

Test Mode	Antenna	Channel	Result[dBm/3-100kHz]	Limit[dBm/3kHz]	Verdict
11B	Ant1	2412	-14.83	<=8	PASS
		2437	-14.63	<=8	PASS
		2462	-14.64	<=8	PASS
11G	Ant1	2412	-19.4	<=8	PASS
		2437	-19.49	<=8	PASS
		2462	-19.30	<=8	PASS
11N20SISO	Ant1	2412	-19.27	<=8	PASS
		2437	-18.65	<=8	PASS
		2462	-19.08	<=8	PASS

Test Graphs

11B_Ant1_2412

11B_Ant1_2437

11B_Ant1_2462

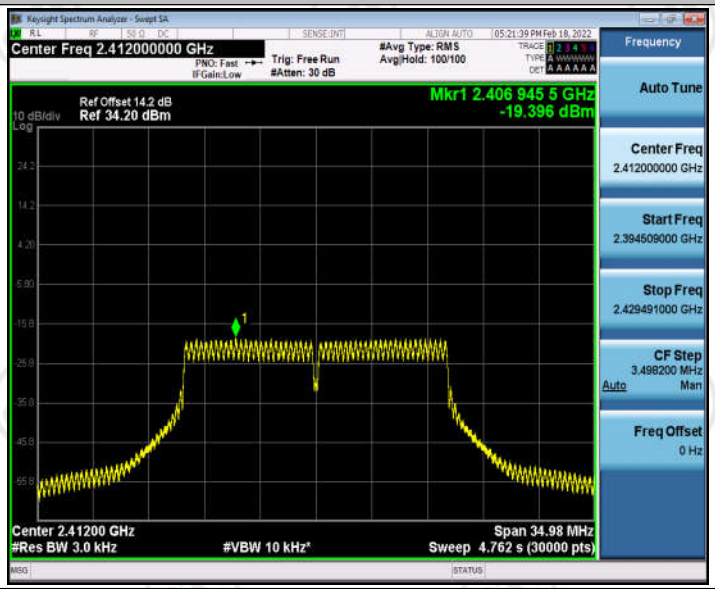

11G_Ant1_2412

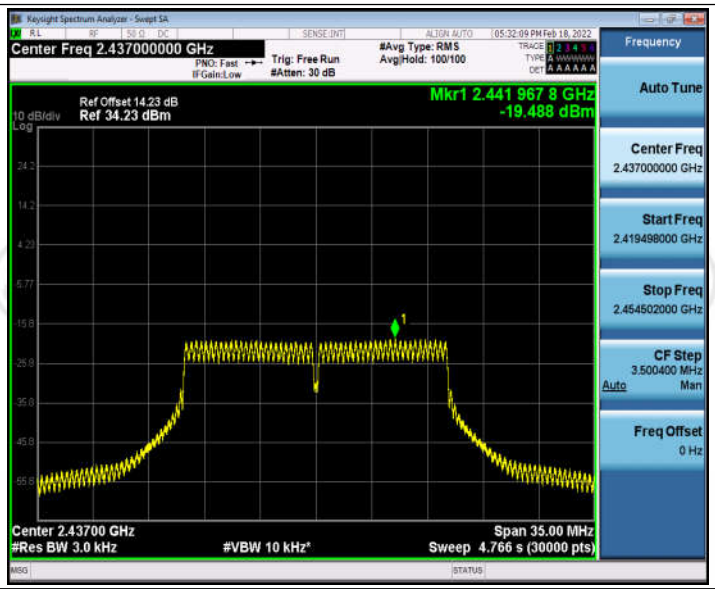

11G_Ant1_2437

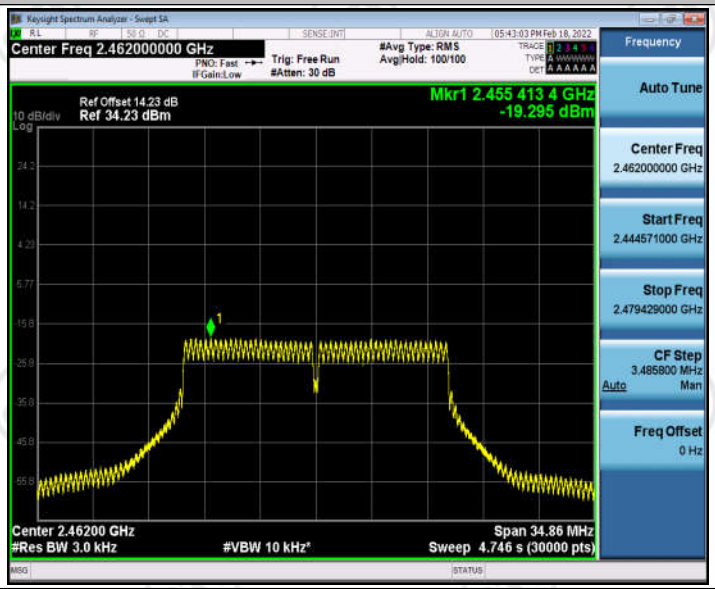

11G_Ant1_2462

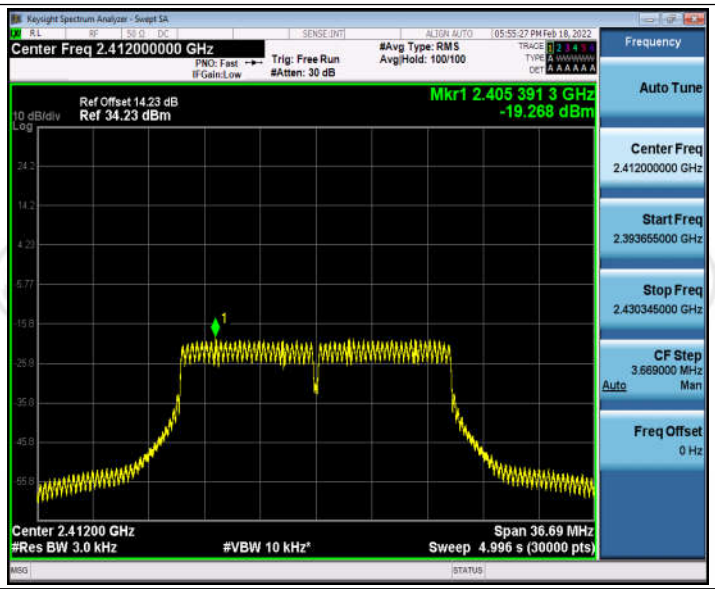

11N20SISO_Ant1_2412

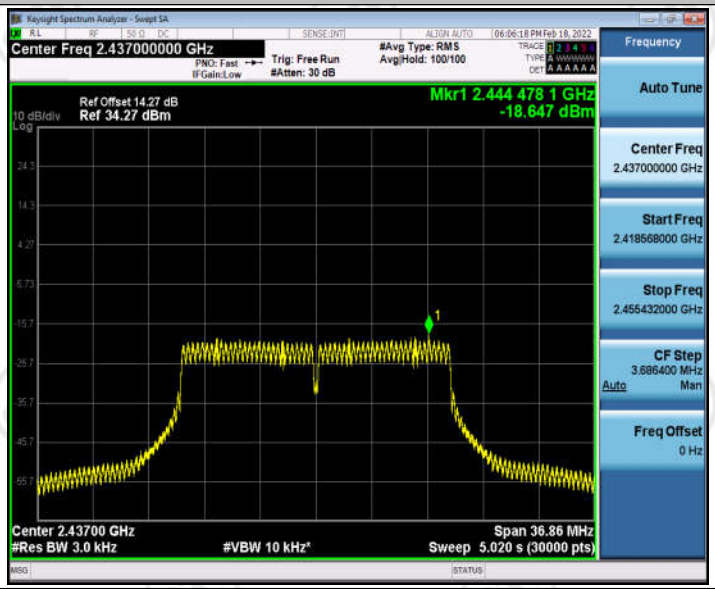

11N20SISO_Ant1_2437

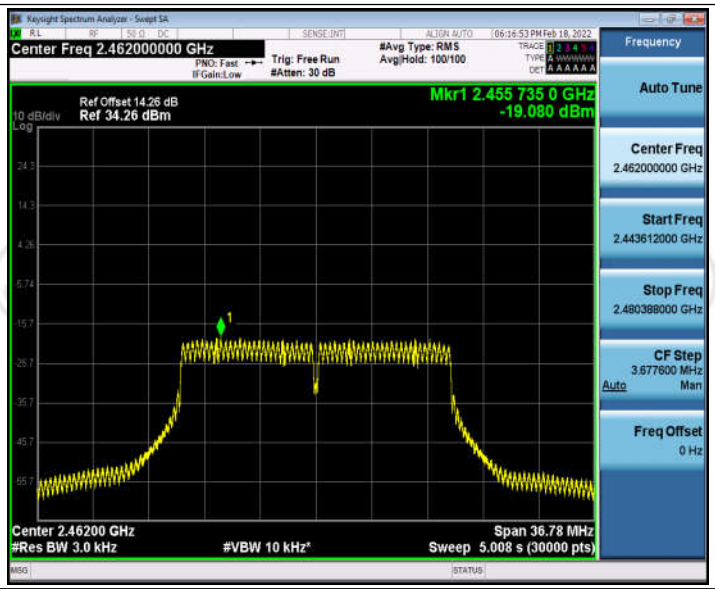

11N20SISO_Ant1_2462

Appendix E:Band edge measurements

Test Result

Test Mode	Antenna	ChName	Channel	RefLevel[dBm]	Result[dBm]	Limit[dBm]	Verdict
11B	Ant1	Low	2412	8.28	-37.76	<=-11.72	PASS
		High	2462	8.11	-41.84	<=-11.89	PASS
11G	Ant1	Low	2412	3.83	-26.3	<=-16.17	PASS
		High	2462	3.84	-39.46	<=-16.16	PASS
11N20SISO	Ant1	Low	2412	3.61	-25.66	<=-16.39	PASS
		High	2462	3.94	-37.45	<=-16.06	PASS

Test Graphs

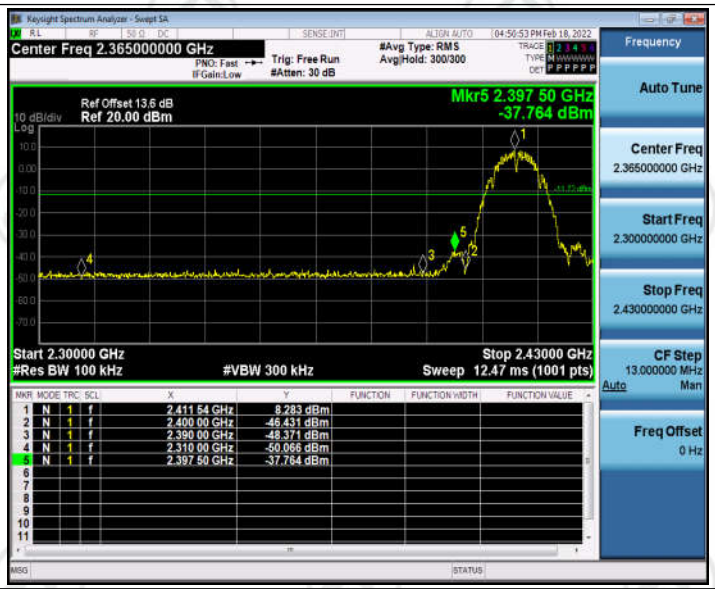

11B_Ant1_Low_2412

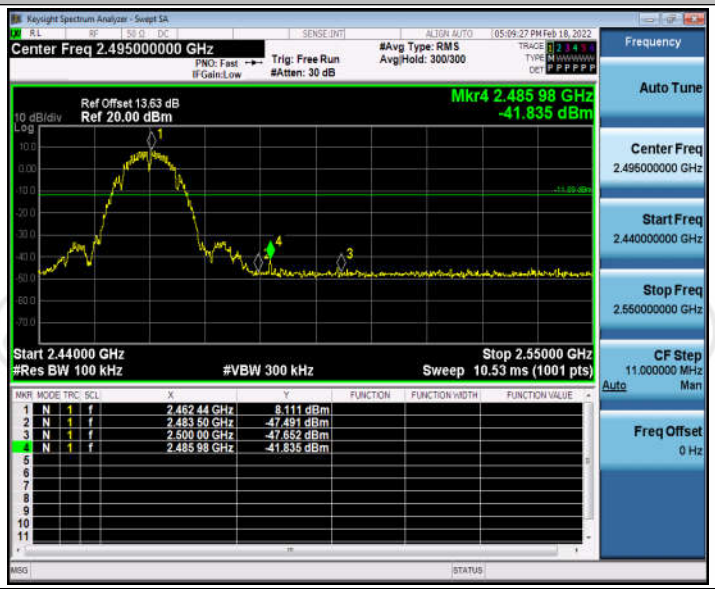

11B_Ant1_High_2462

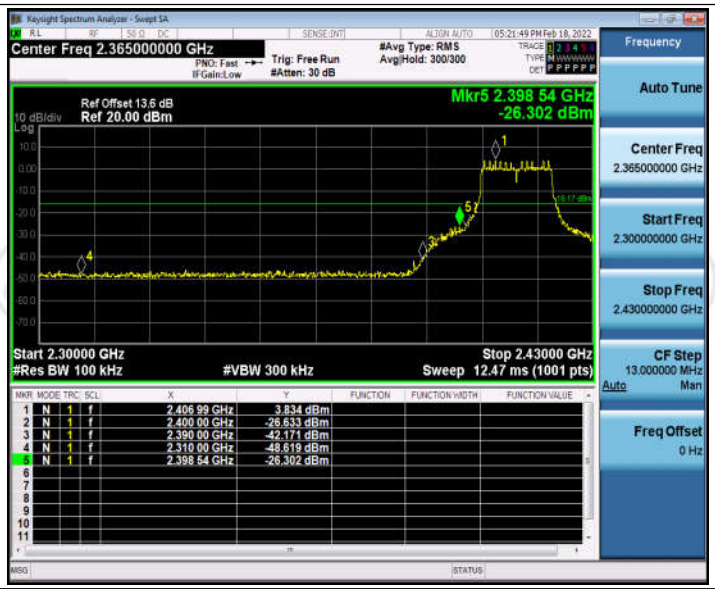

11G_Ant1_Low_2412

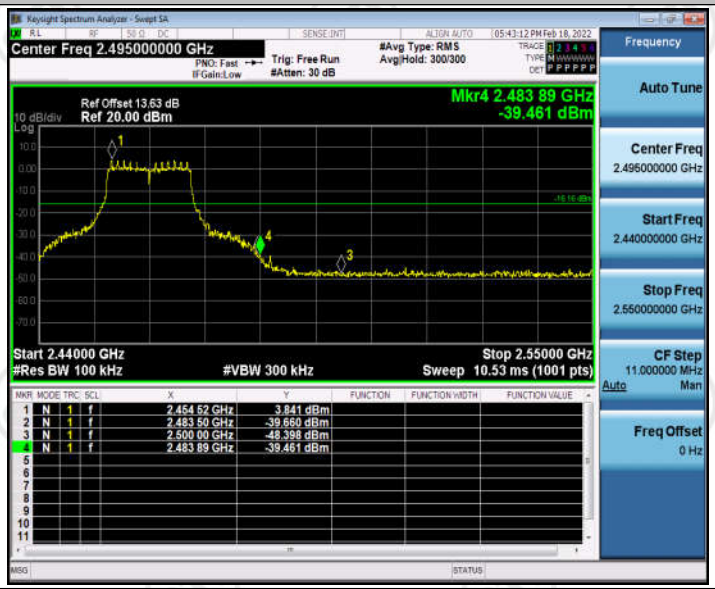

11G_Ant1_High_2462

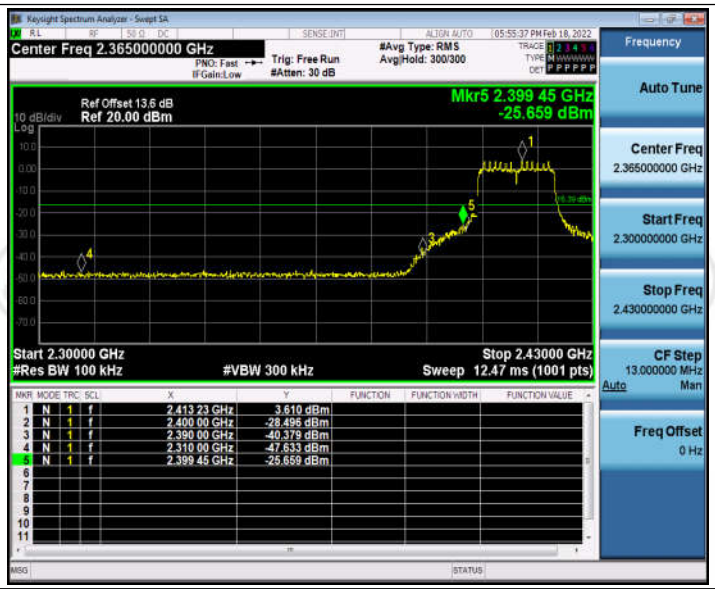

11N20SISO_Ant1_Low_2412

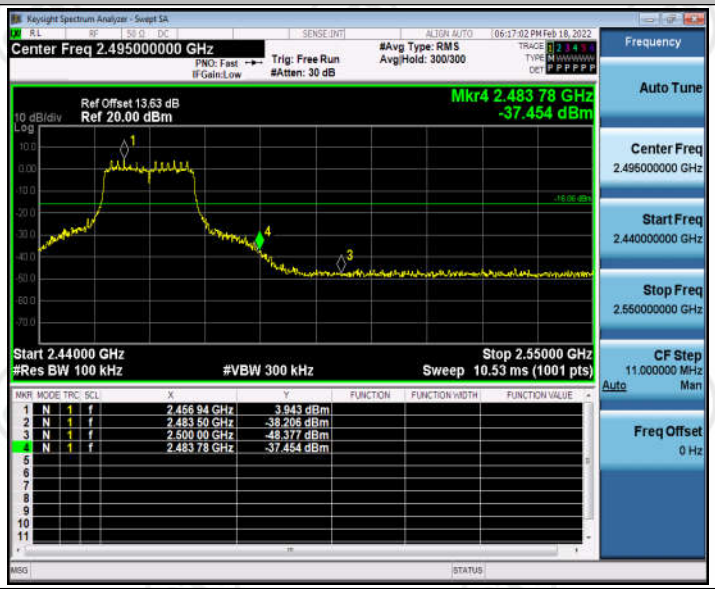

11N20SISO_Ant1_High_2462

Appendix F:Conducted SpuriousEmission

Test Result

Test Mode	Antenna	Channel	FreqRange [Mhz]	RefLevel [dBm]	Result [dBm]	Limit [dBm]	Verdict
11B	Ant1	2412	Reference	7.92	7.92	---	PASS
			30~1000	30~1000	-47.83	<=-12.084	PASS
			1000~26500	1000~26500	-48.993	<=-12.084	PASS
		2437	Reference	8.07	8.07	---	PASS
			30~1000	30~1000	-49.157	<=-11.93	PASS
			1000~26500	1000~26500	-49.541	<=-11.93	PASS
		2462	Reference	8.72	8.72	---	PASS
			30~1000	30~1000	-47.182	<=-11.28	PASS
			1000~26500	1000~26500	-49.497	<=-11.28	PASS
11G	Ant1	2412	Reference	3.98	3.98	---	PASS
			30~1000	30~1000	-48.596	<=-16.016	PASS
			1000~26500	1000~26500	-46.524	<=-16.016	PASS
		2437	Reference	3.29	3.29	---	PASS
			30~1000	30~1000	-49.458	<=-16.707	PASS
			1000~26500	1000~26500	-49.698	<=-16.707	PASS
		2462	Reference	3.82	3.82	---	PASS
			30~1000	30~1000	-48.656	<=-16.178	PASS
			1000~26500	1000~26500	-44.424	<=-16.178	PASS
11N20SISO	Ant1	2412	Reference	3.46	3.46	---	PASS
			30~1000	30~1000	-49.074	<=-16.544	PASS
			1000~26500	1000~26500	-50.047	<=-16.544	PASS
		2437	Reference	3.46	3.46	---	PASS
			30~1000	30~1000	-49.039	<=-16.536	PASS
			1000~26500	1000~26500	-48.848	<=-16.536	PASS
		2462	Reference	3.33	3.33	---	PASS
			30~1000	30~1000	-49.2	<=-16.666	PASS
			1000~26500	1000~26500	-49.266	<=-16.666	PASS

Test Graphs

11B_Ant1_2412_0~Reference

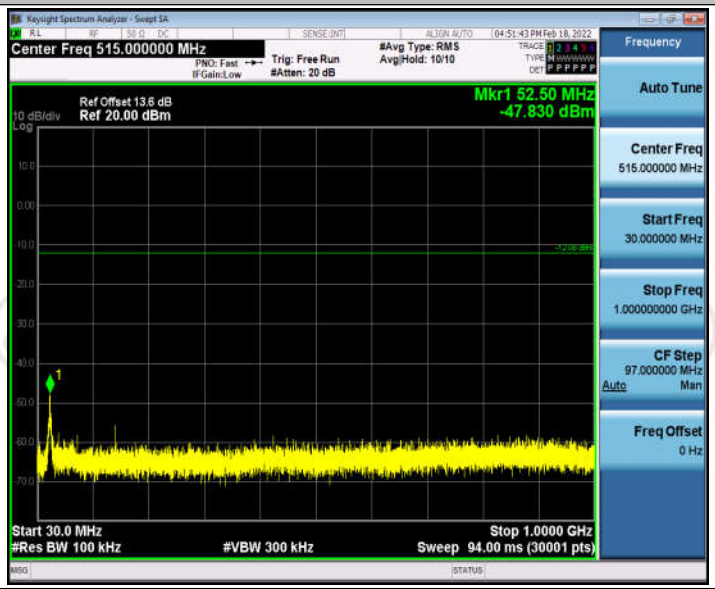

11B_Ant1_2412_30~1000

11B_Ant1_2412_1000~26500

11B_Ant1_2437_0~Reference

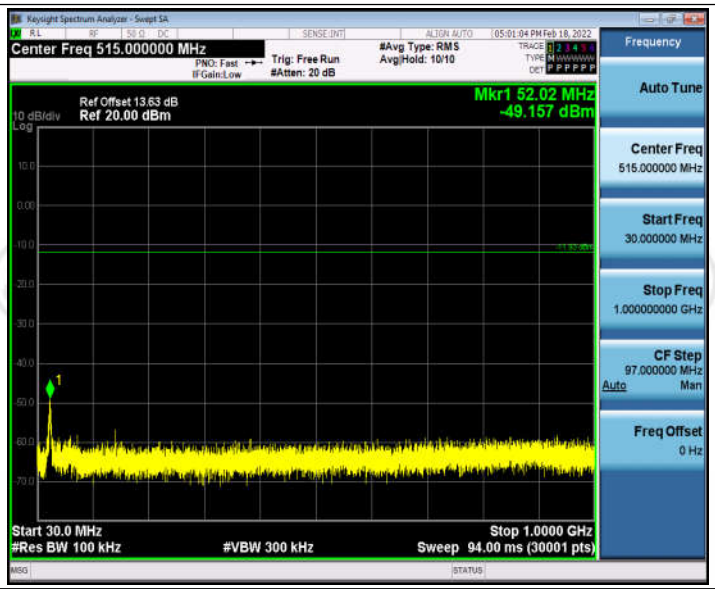

11B_Ant1_2437_30~1000

11B_Ant1_2437_1000~26500

11B_Ant1_2462_0~Reference

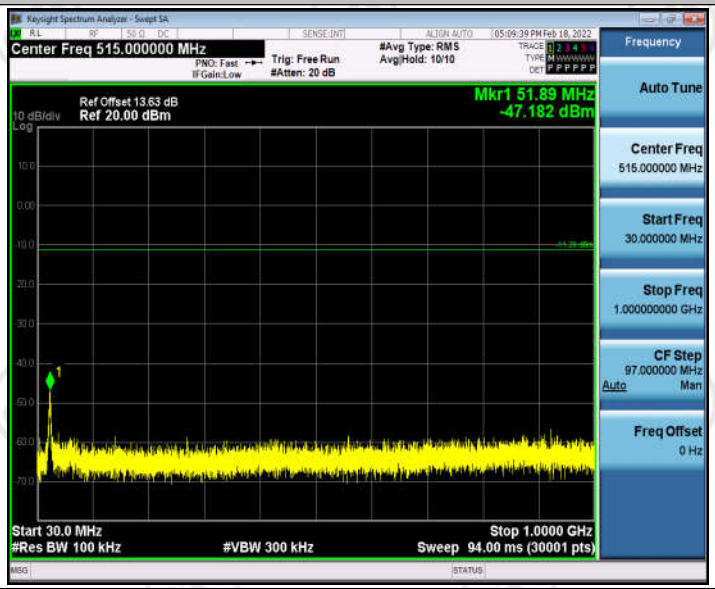

11B_Ant1_2462_30~1000

11B_Ant1_2462_1000~26500

11G_Ant1_2412_0~Reference

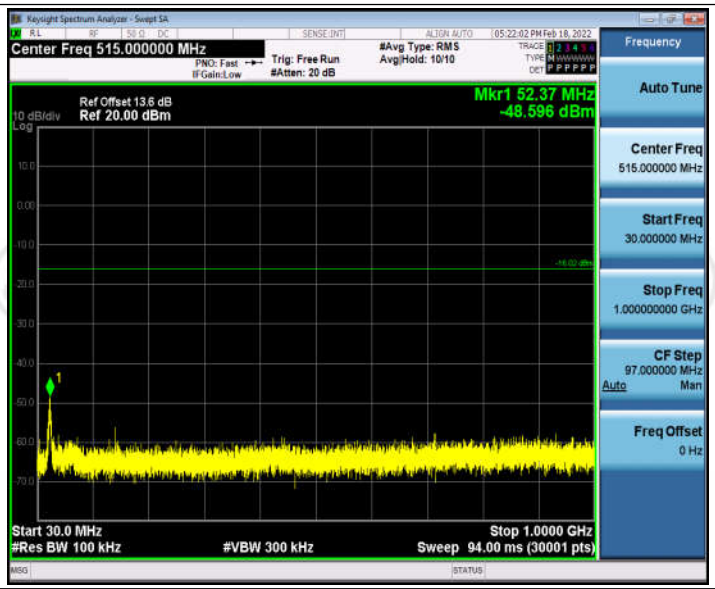

11G_Ant1_2412_30~1000

11G_Ant1_2412_1000~26500

11G_Ant1_2437_0~Reference

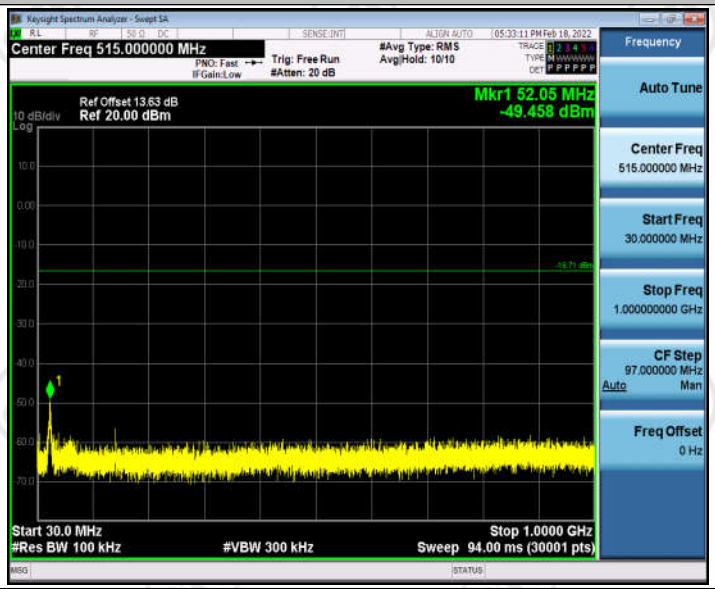

11G_Ant1_2437_30~1000

11G_Ant1_2437_1000~26500

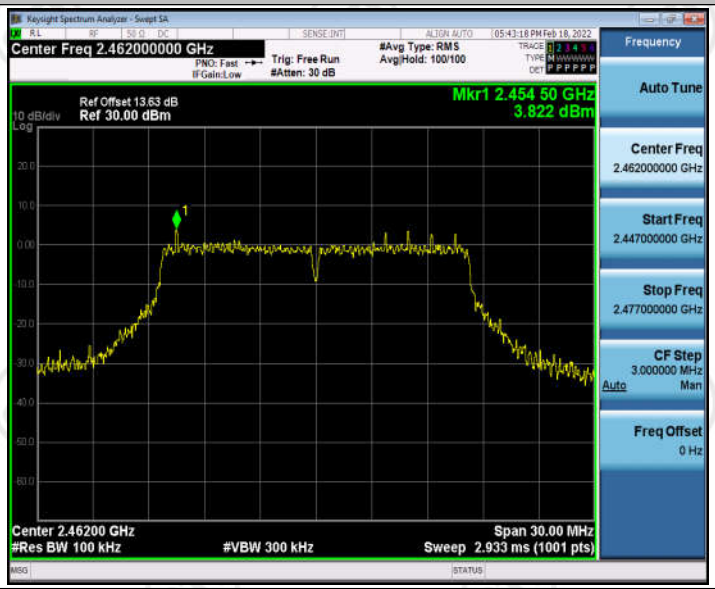

11G_Ant1_2462_0~Reference

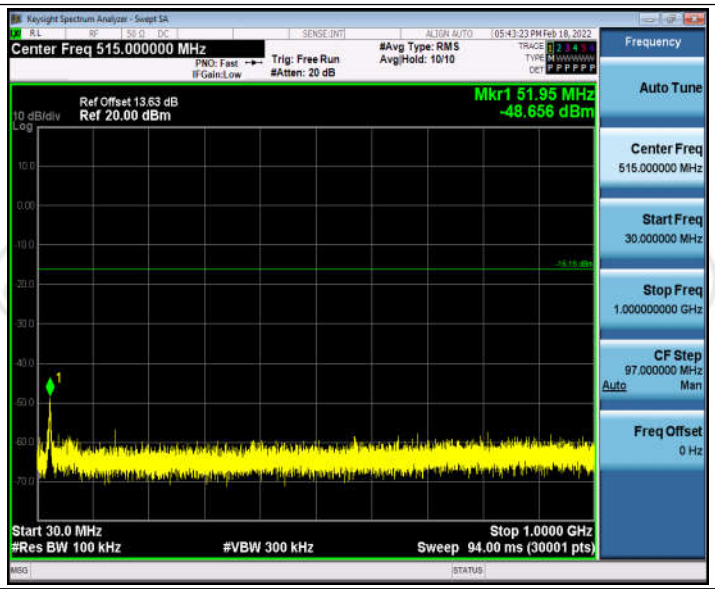

11G_Ant1_2462_30~1000

11G_Ant1_2462_1000~26500

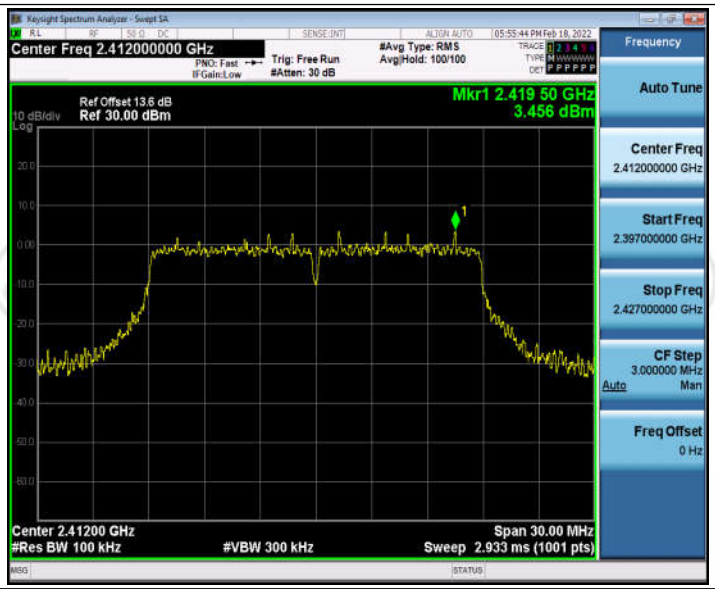

11N20SISO_Ant1_2412_0~Reference

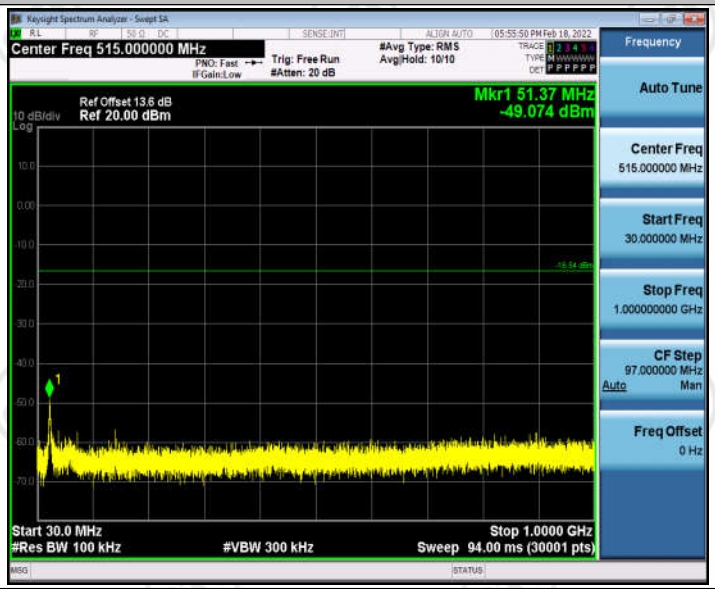

11N20SISO_Ant1_2412_30~1000

11N20SISO_Ant1_2412_1000~26500

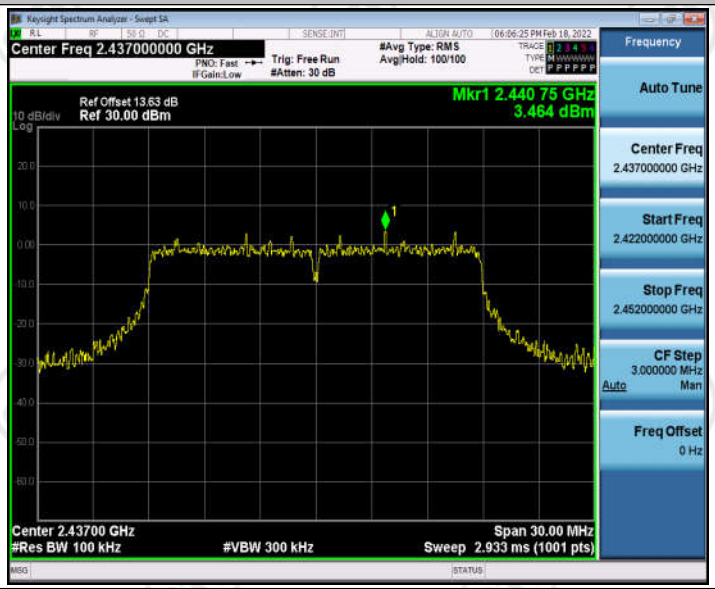

11N20SISO_Ant1_2437_0~Reference

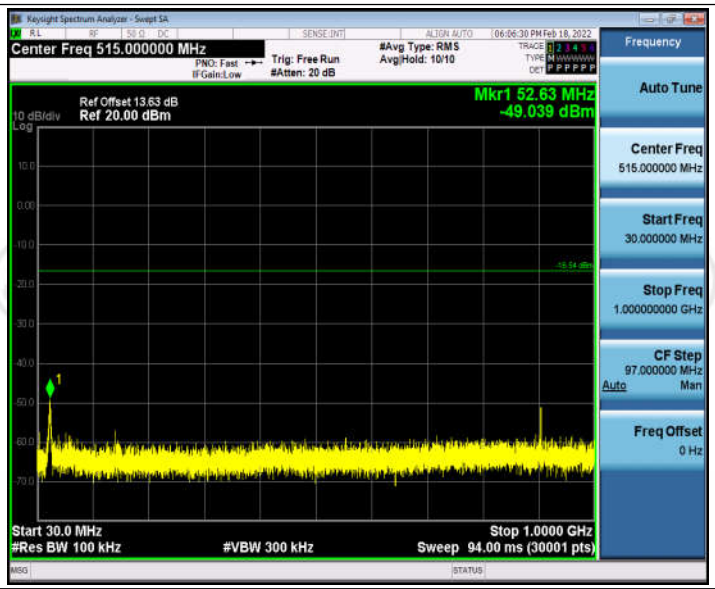

11N20SISO_Ant1_2437_30~1000

11N20SISO_Ant1_2437_1000~26500

11N20SISO_Ant1_2462_0~Reference

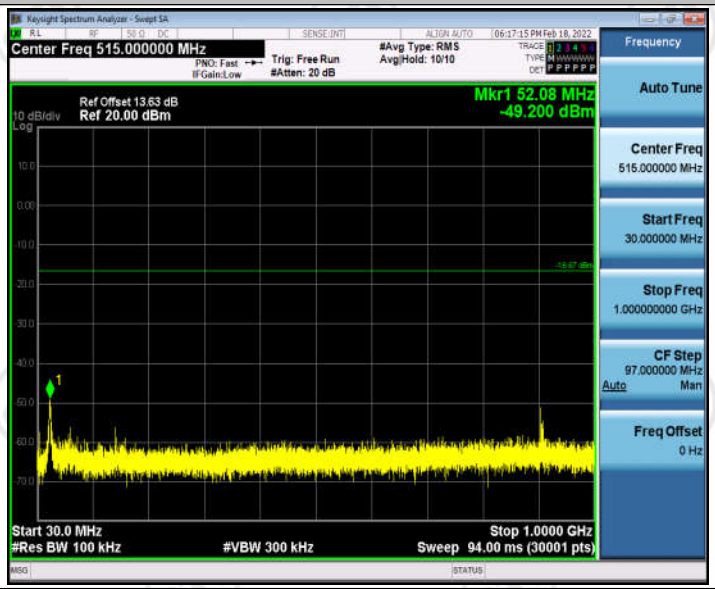

11N20SISO_Ant1_2462_30~1000

11N20SISO_Ant1_2462_1000~26500

Appendix G: DutyCycle

Test Result

Test Mode	Antenna	Channel	TransmissionDuration [ms]	Transmission Period [ms]	Duty Cycle [%]	Limit	Verdict
11B	Ant1	2412	8.22	8.42	97.59	---	PASS
		2437	8.22	8.42	97.59	---	PASS
		2462	8.22	8.42	97.59	---	PASS
11G	Ant1	2412	1.36	1.56	87.12	---	PASS
		2437	1.36	1.56	87.12	---	PASS
		2462	1.36	1.56	87.19	---	PASS
11N20SISO	Ant1	2412	1.27	1.47	86.41	---	PASS
		2437	1.27	1.47	86.34	---	PASS
		2462	1.27	1.47	86.41	---	PASS

Test Graphs

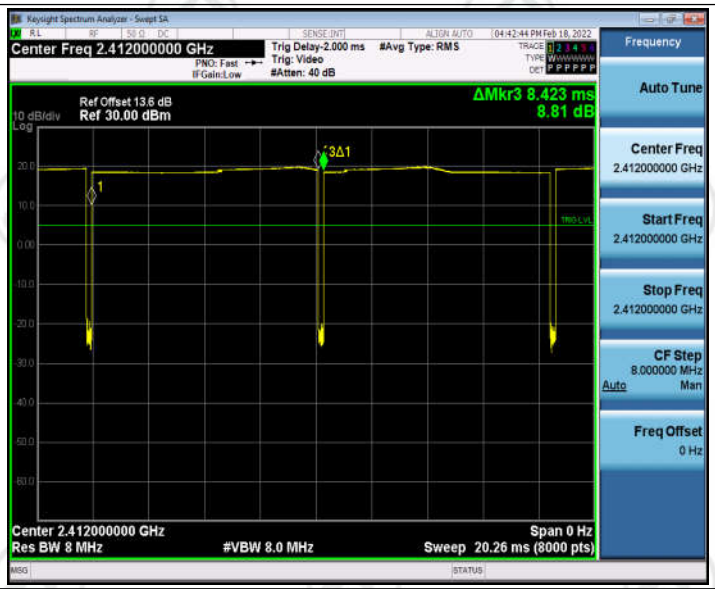

11B_Ant1_2412

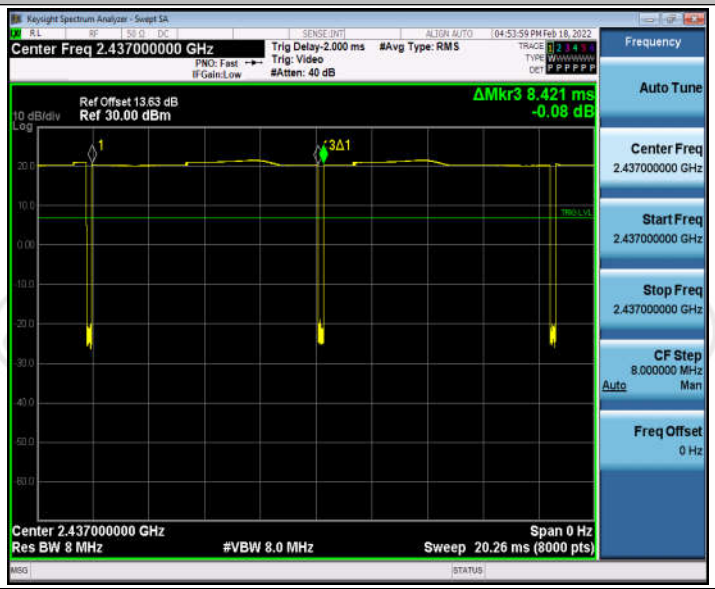

11B_Ant1_2437

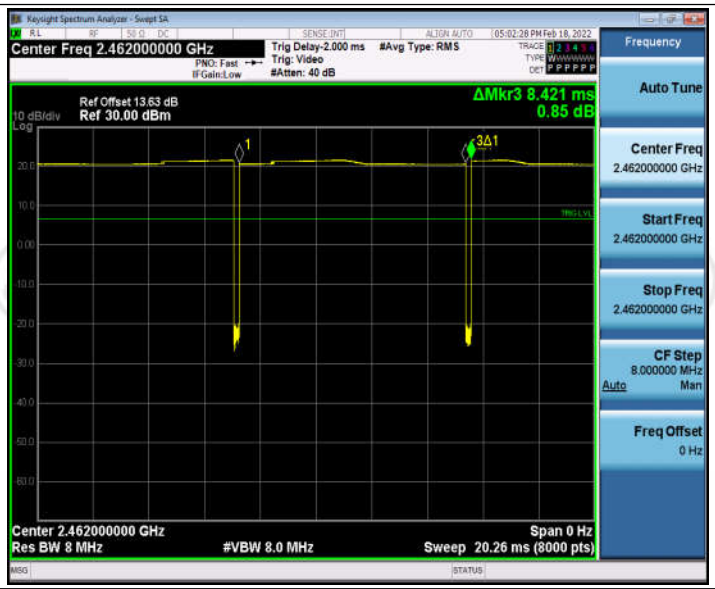

11B_Ant1_2462

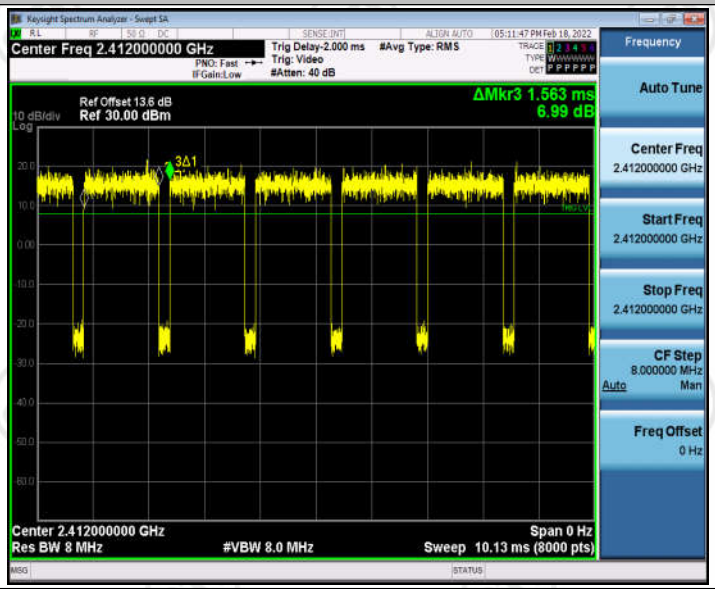

11G_Ant1_2412

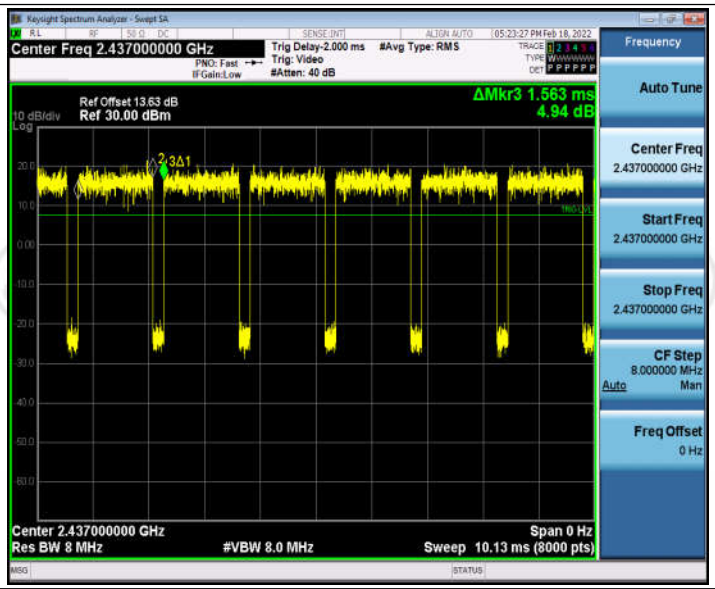

11G_Ant1_2437

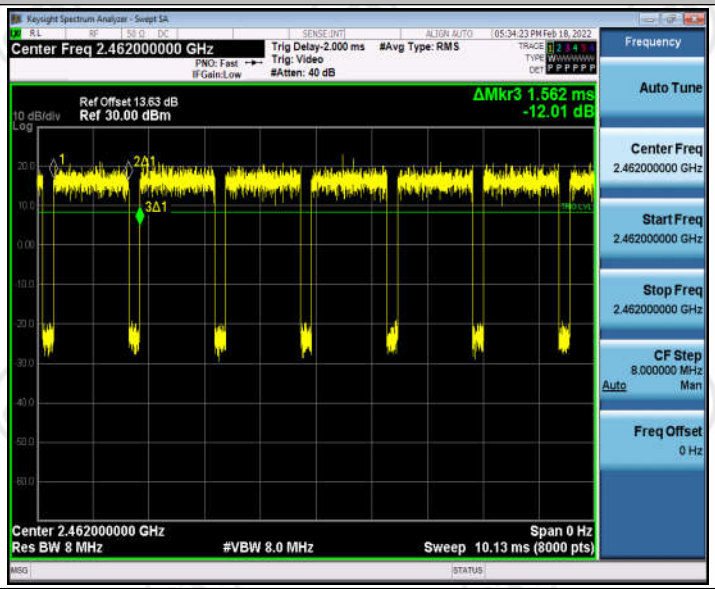

11G_Ant1_2462

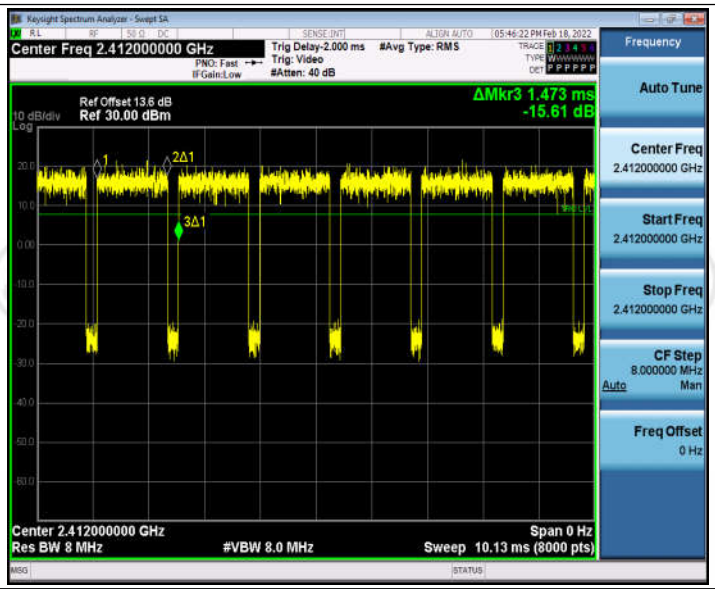

11N20SISO_Ant1_2412

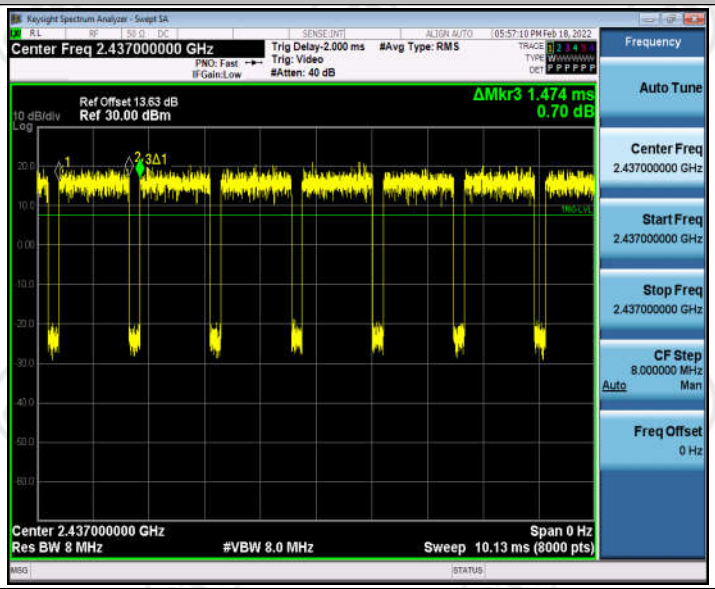

11N20SISO_Ant1_2437

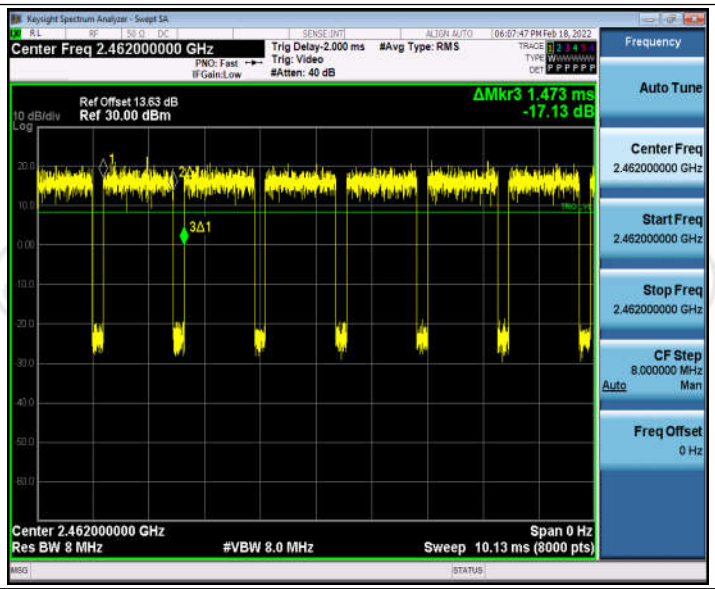

11N20SISO_Ant1_2462

*** End of Report ***