Appendix A: DTS Bandwidth

Test Result

TestMode	Antenna	Frequency[MHz]	DTS BW [MHz]	FL[MHz]	FH[MHz]	Limit[MHz]	Verdict
BLE_1M	Ant1	2402	0.68	2401.66	2402.33	0.5	PASS
		2440	0.68	2439.66	2440.34	0.5	PASS
		2480	0.68	2479.66	2480.34	0.5	PASS
BLE_2M	Ant1	2402	1.15	2401.43	2402.58	0.5	PASS
		2440	1.16	2439.42	2440.58	0.5	PASS
		2480	1.15	2479.42	2480.58	0.5	PASS

Test Graphs

BLE_1M_Ant1_2402

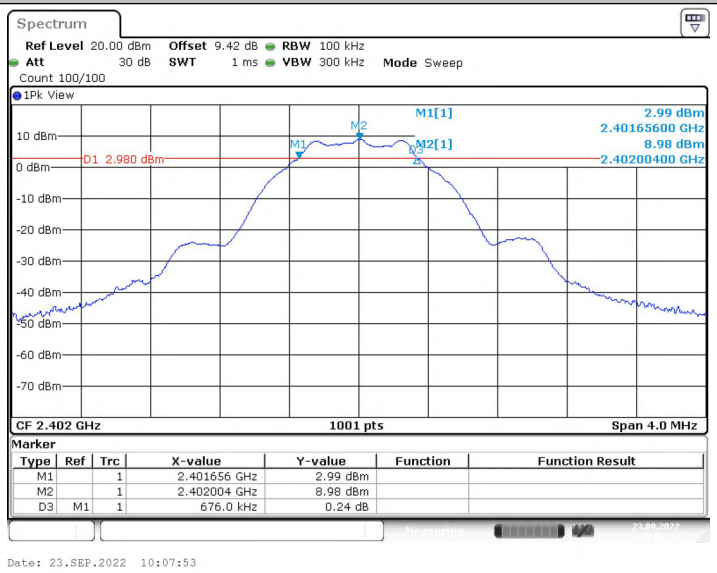

BLE_1M_Ant1_2440

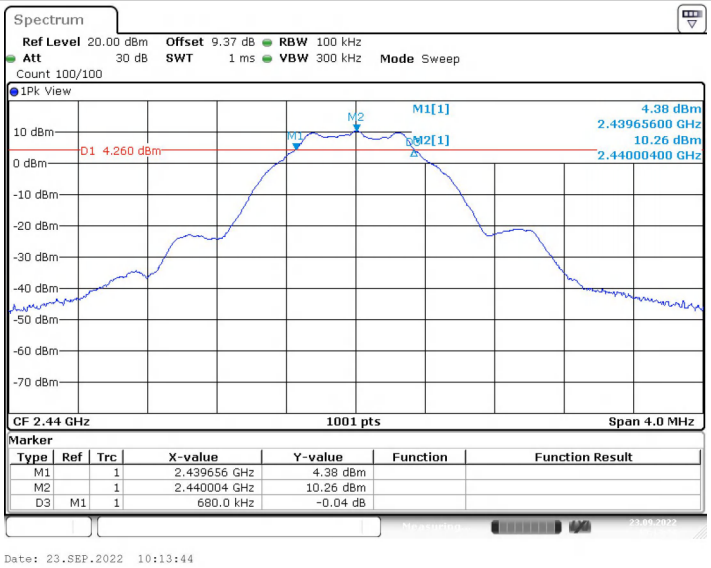

BLE_1M_Ant1_2480

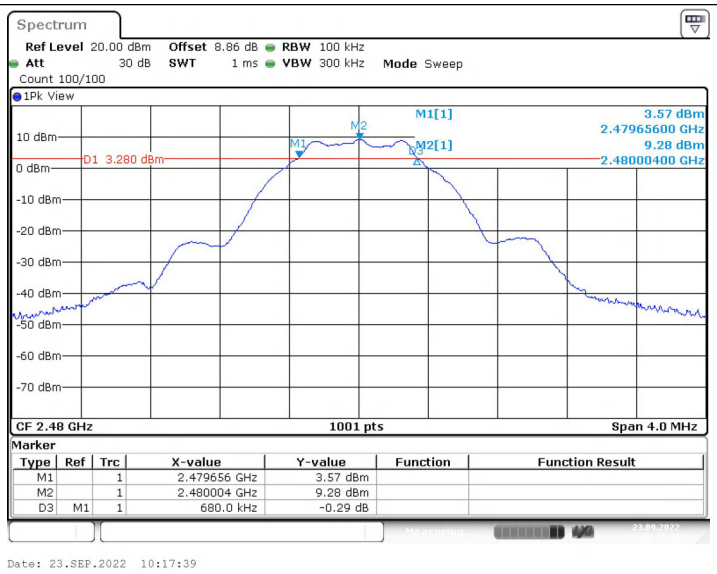

BLE_2M_Ant1_2402

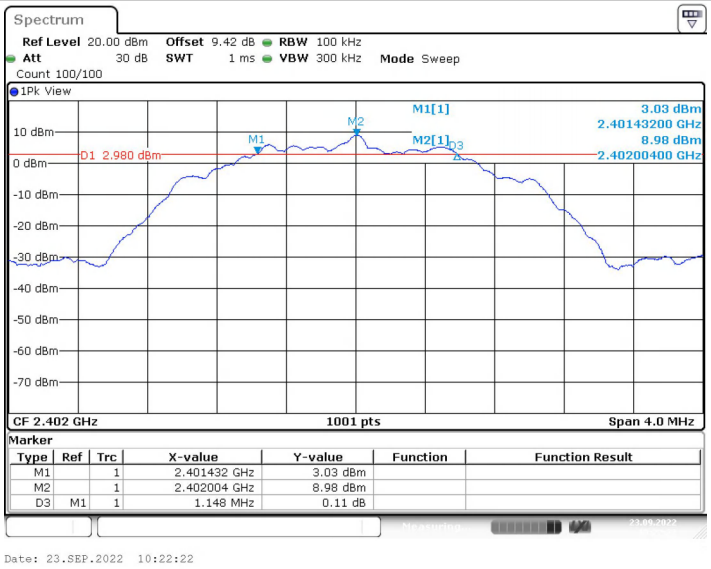

BLE_2M_Ant1_2440

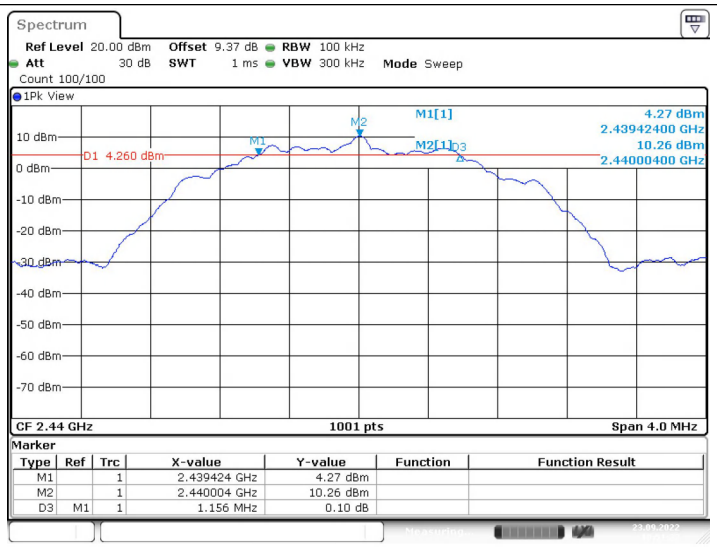

BLE_2M_Ant1_2480

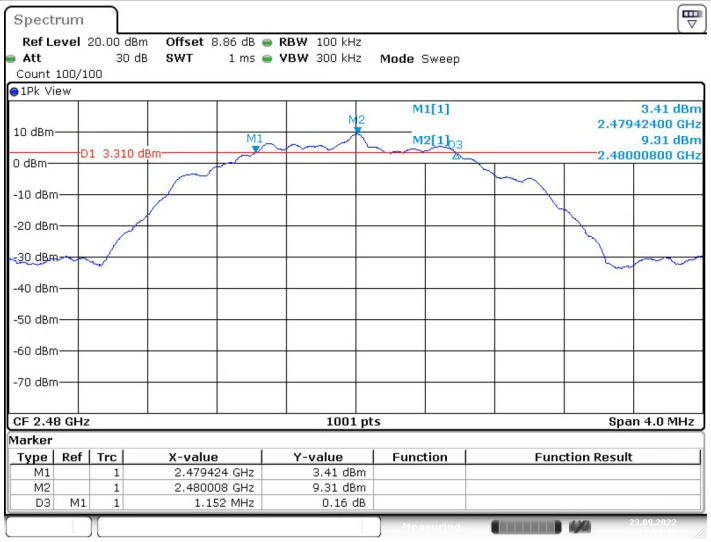

Appendix B: Occupied Channel Bandwidth

Test Result

TestMode	Antenna	Frequency[MHz]	OCB [MHz]	FL[MHz]	FH[MHz]	Limit[MHz]	Verdict
BLE_1M	Ant1	2402	1.015	2401.497	2402.511	---	---
		2440	1.019	2439.493	2440.511	---	---
		2480	1.019	2479.493	2480.511	---	---
BLE_2M	Ant1	2402	2.014	2401.009	2403.023	---	---
		2440	2.014	2439.005	2441.019	---	---
		2480	2.014	2479.005	2481.019	---	---

Test Graphs

BLE_1M_Ant1_2402

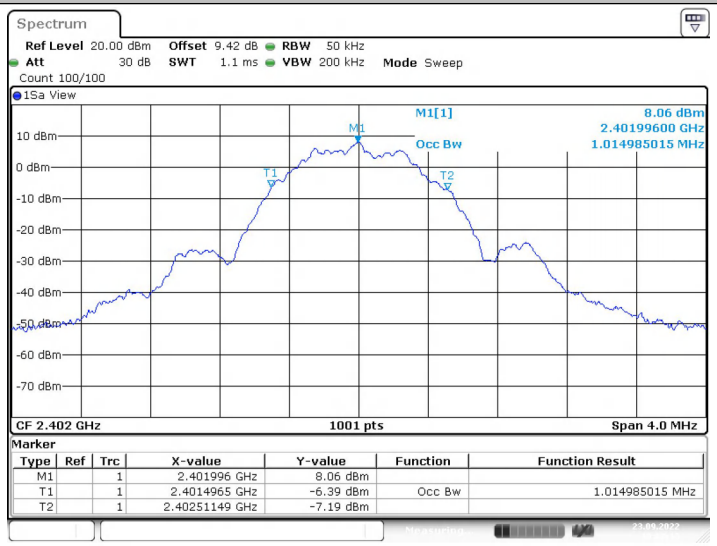

BLE_1M_Ant1_2440

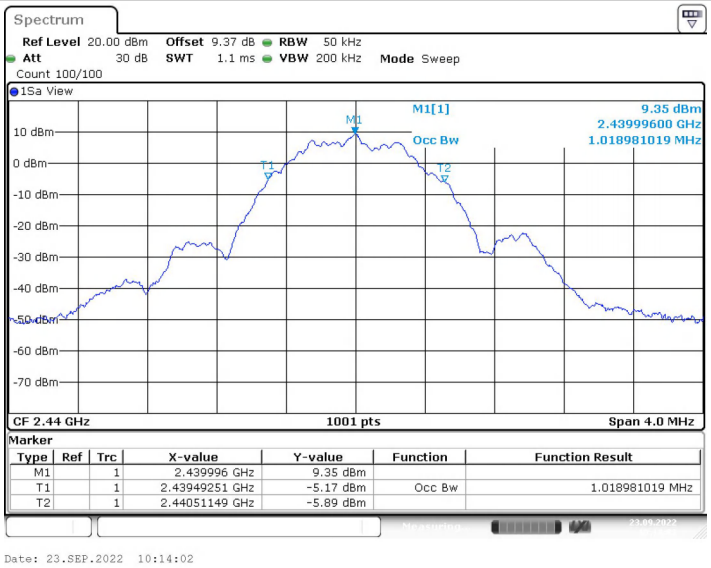

BLE_1M_Ant1_2480

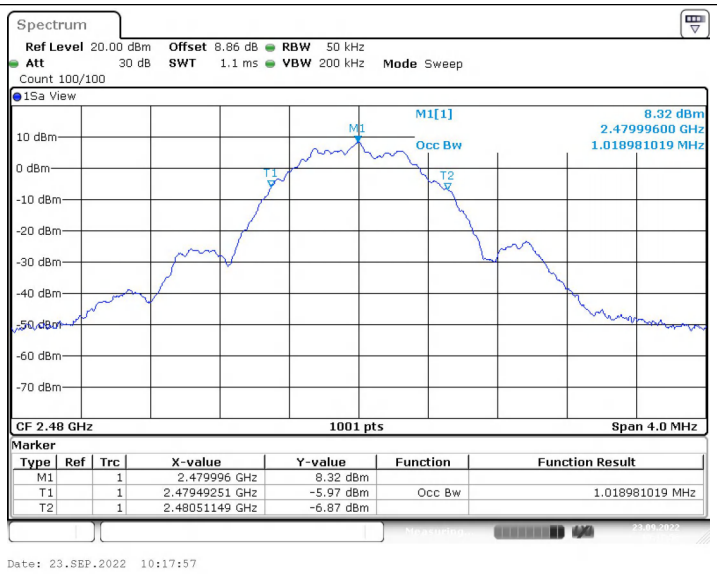

BLE_2M_Ant1_2402

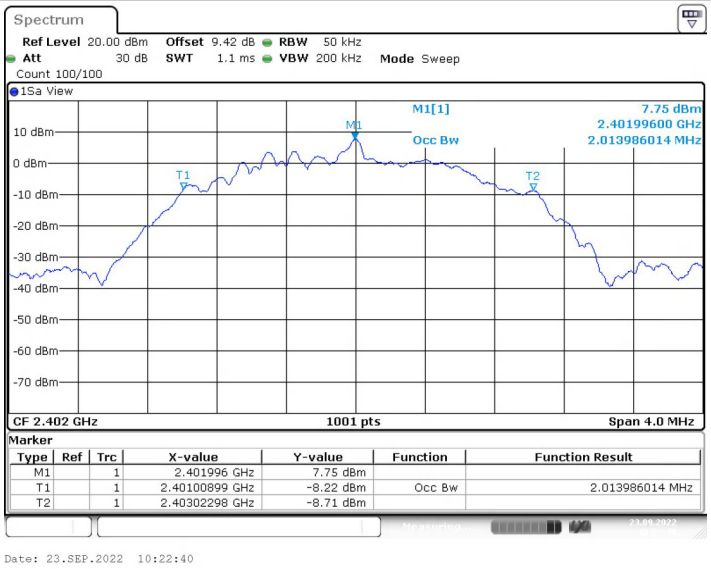

BLE_2M_Ant1_2440

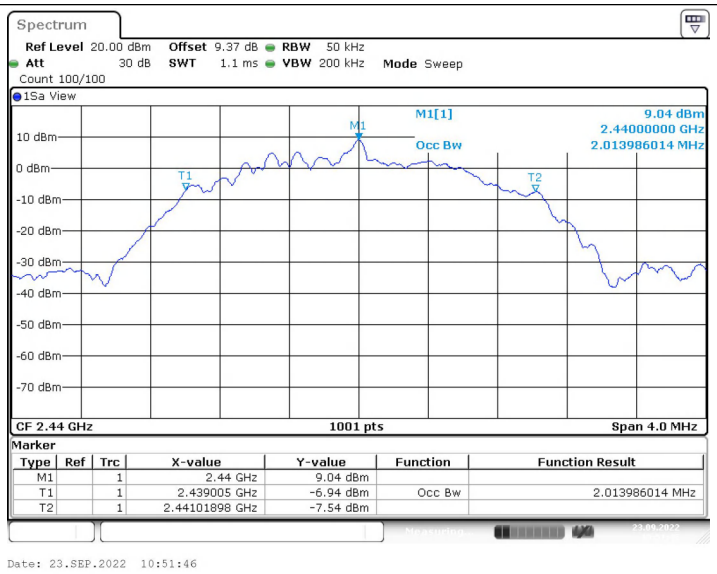

BLE_2M_Ant1_2480

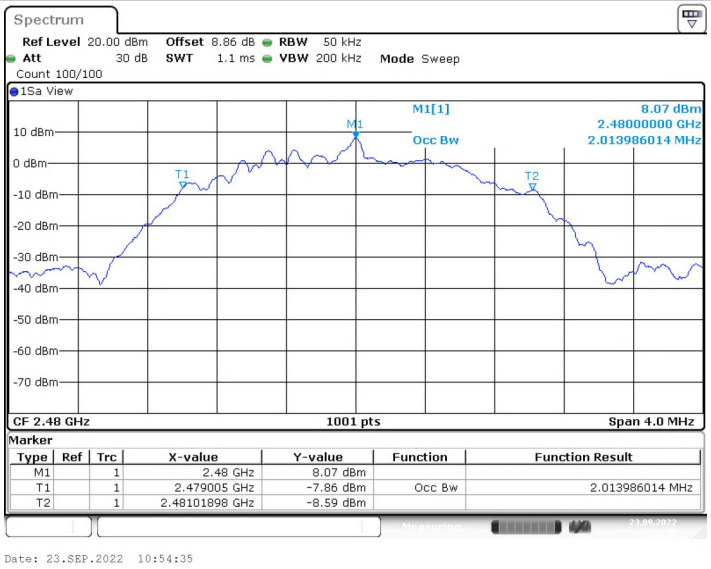

Appendix C: Maximum conducted output power

Test Result Peak

TestMode	Antenna	Frequency[MHz]	Conducted Peak Powert[dBm]	Conducted Limit[dBm]	EIRP[dBm]	EIRP Limit[dBm]	Verdict
BLE_1M	Ant1	2402	9.47	≤30	9.97	≤36	PASS
		2440	10.77	≤30	11.27	≤36	PASS
		2480	9.79	≤30	10.29	≤36	PASS
BLE_2M	Ant1	2402	9.53	≤30	10.03	≤36	PASS
		2440	10.77	≤30	11.27	≤36	PASS
		2480	9.83	≤30	10.33	≤36	PASS

Test Result Average

Test Mode	Antenna	Frequency[MHz]	Conducted Sensor power[dBm]	Duty Cycle [%]	DC Factor [dBm]	Result [dBm]	Limit [dBm]	Gain [dBi]	EIRP [dBm]	EIRP Limit [dBm]	Verdict
BLE_1M	Ant1	2402	5.96	62.90	2.01	7.97	≤30.00	-0.5	7.47	≤36.00	PASS
		2440	7.15	62.90	2.01	9.16	≤30.00	-0.5	8.66	≤36.00	PASS
		2480	6.33	62.90	2.01	8.34	≤30.00	-0.5	7.84	≤36.00	PASS
BLE_2M	Ant1	2402	3.27	33.87	4.70	7.97	≤30.00	-0.5	7.47	≤36.00	PASS
		2440	4.45	33.87	4.70	9.15	≤30.00	-0.5	8.65	≤36.00	PASS
		2480	3.62	33.87	4.70	8.32	≤30.00	-0.5	7.82	≤36.00	PASS

Appendix D: Maximum power spectral density

Test Result

TestMode	Antenna	Frequency[MHz]	Result[dBm/3kHz]	Limit[dBm/3kHz]	Verdict
BLE_1M	Ant1	2402	-5.43	≤8.00	PASS
		2440	-4.14	≤8.00	PASS
		2480	-5.09	≤8.00	PASS
BLE_2M	Ant1	2402	-8.35	≤8.00	PASS
		2440	-7.06	≤8.00	PASS
		2480	-8.02	≤8.00	PASS

Test Graphs

BLE_1M_Ant1_2402

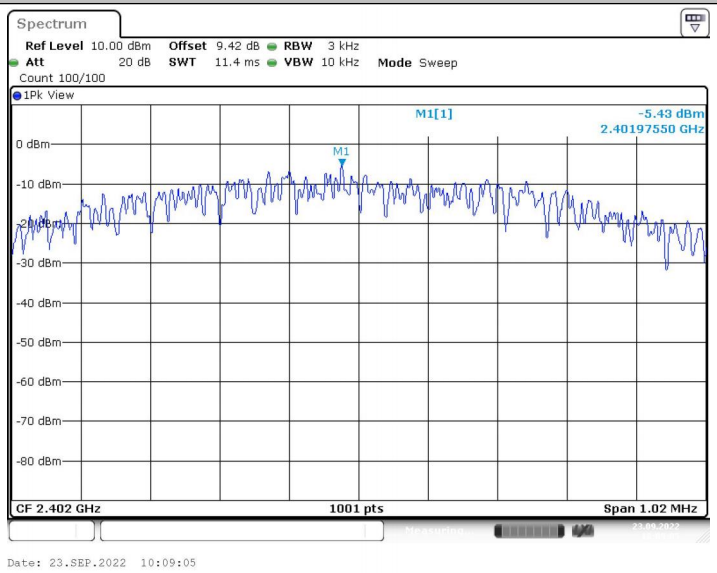

BLE_1M_Ant1_2440

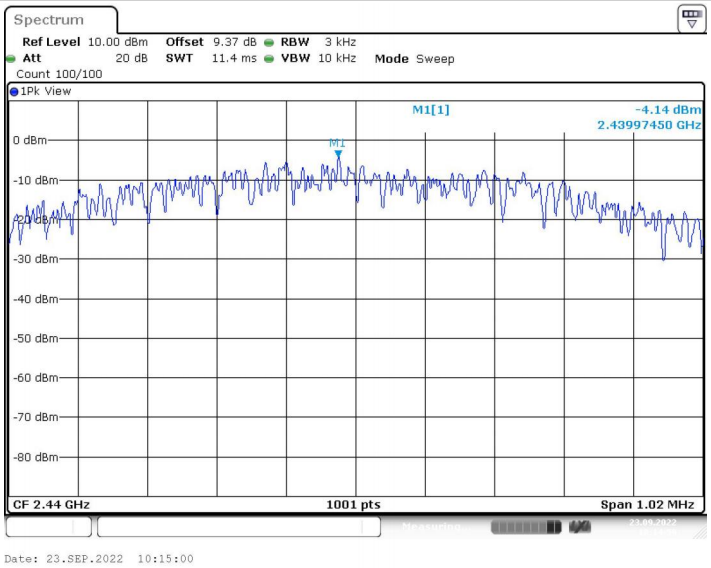

BLE_1M_Ant1_2480

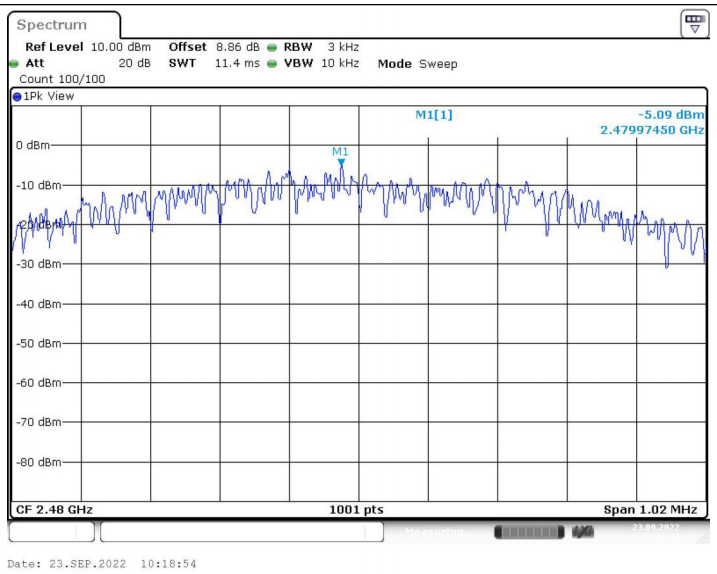

BLE_2M_Ant1_2402

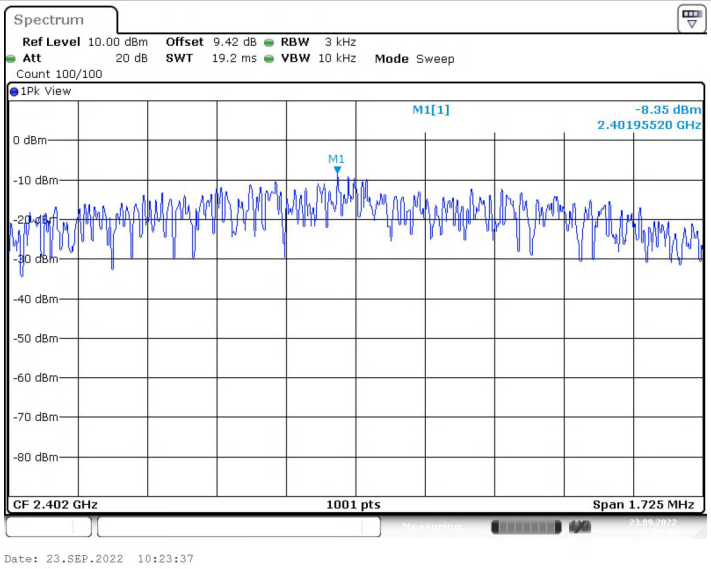

BLE_2M_Ant1_2440

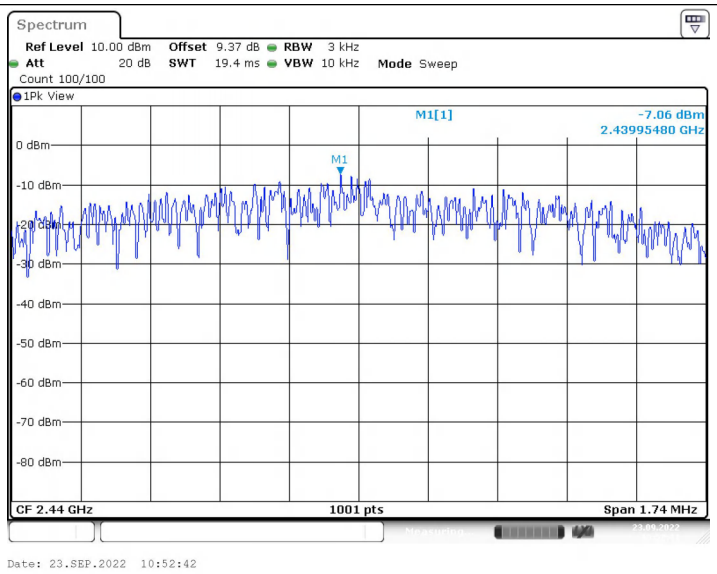

BLE_2M_Ant1_2480

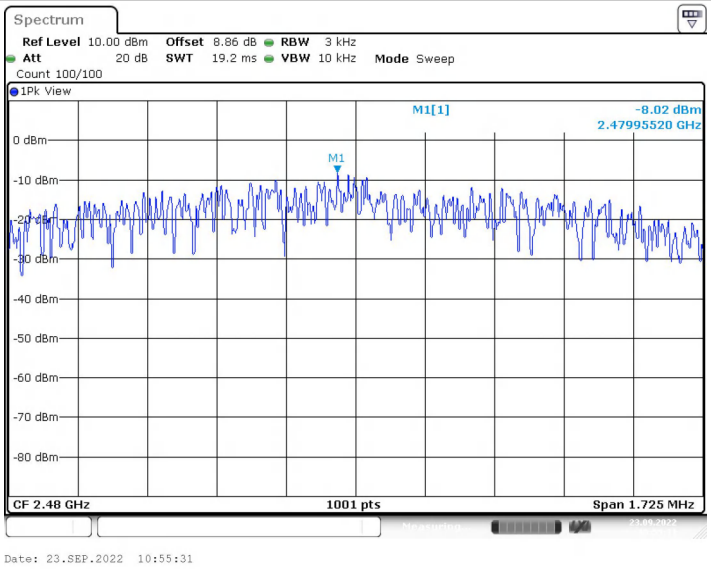

Appendix E: Reference level measurement

Test Result

TestMode	Antenna	Freq(MHz)	Max.Point[MHz]	Result[dBm]
BLE_1M	Ant1	2402	2402.00	8.95
		2440	2440.00	10.25
		2480	2480.01	9.24
BLE_2M	Ant1	2402	2402.01	8.97
		2440	2440.01	10.25
		2480	2480.01	9.28

Test Graphs

BLE_1M_Ant1_2402

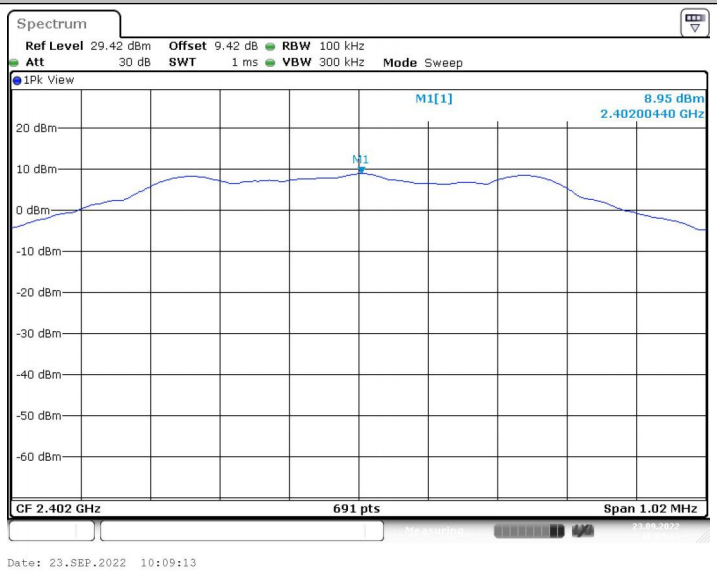

BLE_1M_Ant1_2440

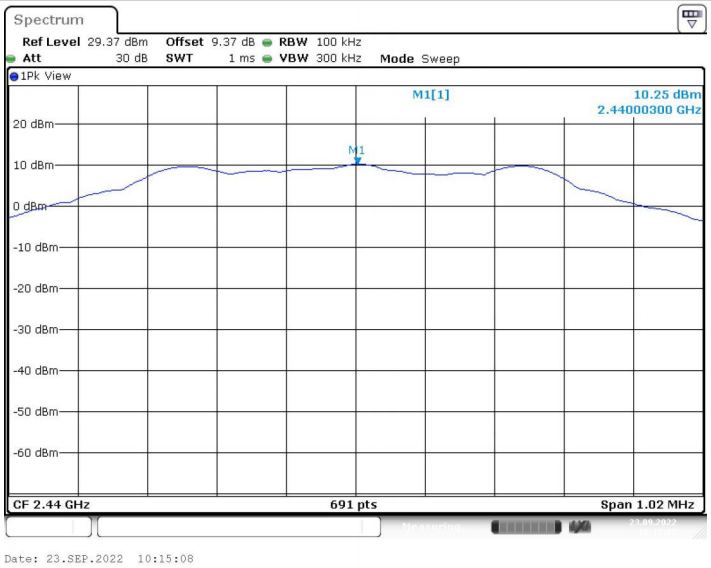

BLE_1M_Ant1_2480

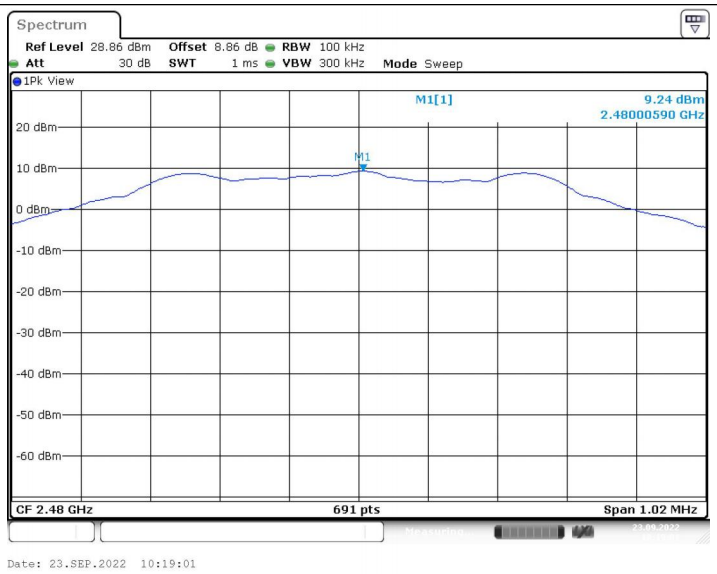

BLE_2M_Ant1_2402

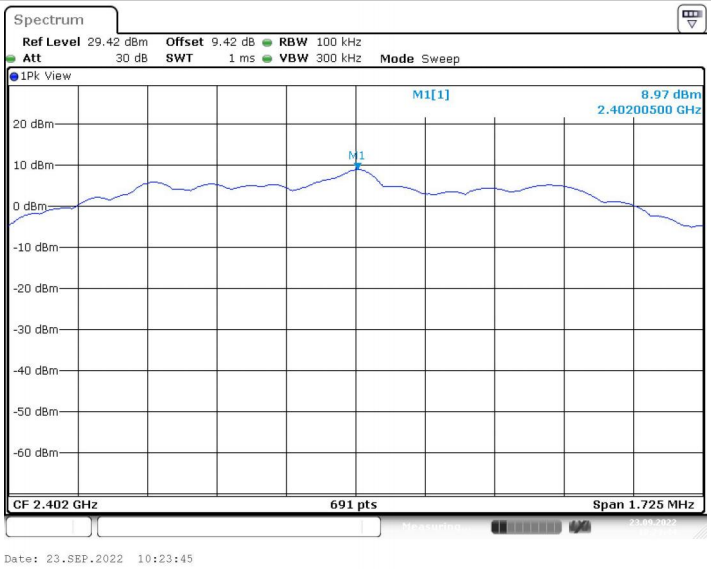

BLE_2M_Ant1_2440

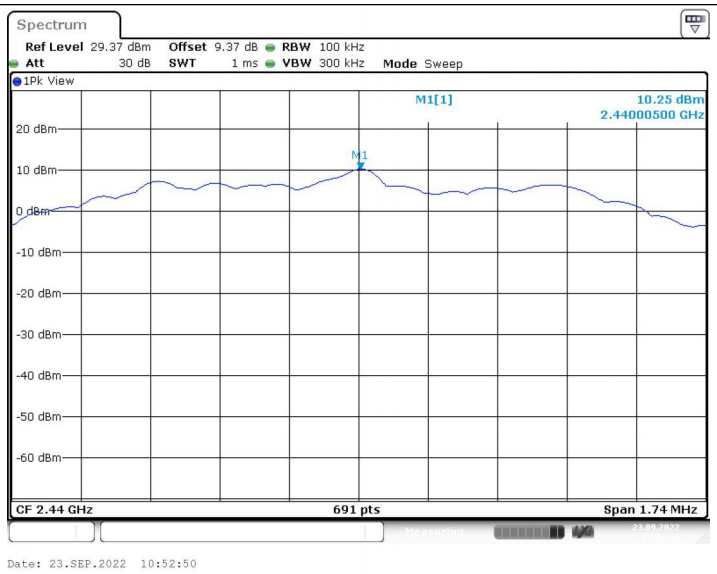

BLE_2M_Ant1_2480

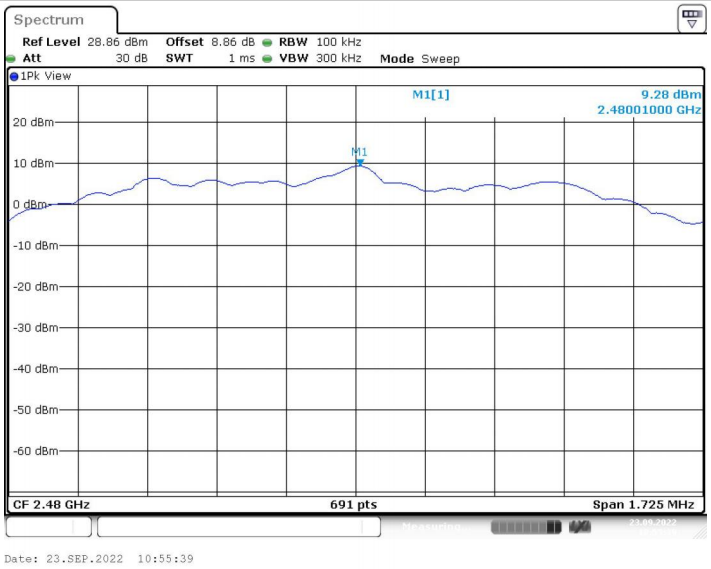

Appendix F: Band edge measurements

Test Result

TestMode	Antenna	ChName	Frequency[MHz]	RefLevel[dBm]	Result[dBm]	Limit[dBm]	Verdict
BLE_1M	Ant1	Low	2402	8.95	-46.76	≤-11.05	PASS
		High	2480	9.24	-47.1	≤-10.76	PASS
BLE_2M	Ant1	Low	2402	8.97	-31.69	≤-11.03	PASS
		High	2480	9.28	-47.35	≤-10.72	PASS

Test Graphs

BLE_1M_Ant1_Low_2402

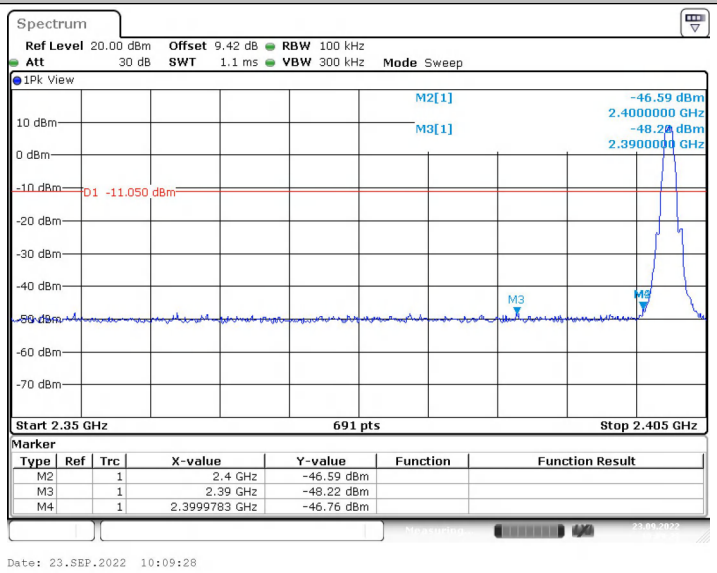

BLE_1M_Ant1_High_2480

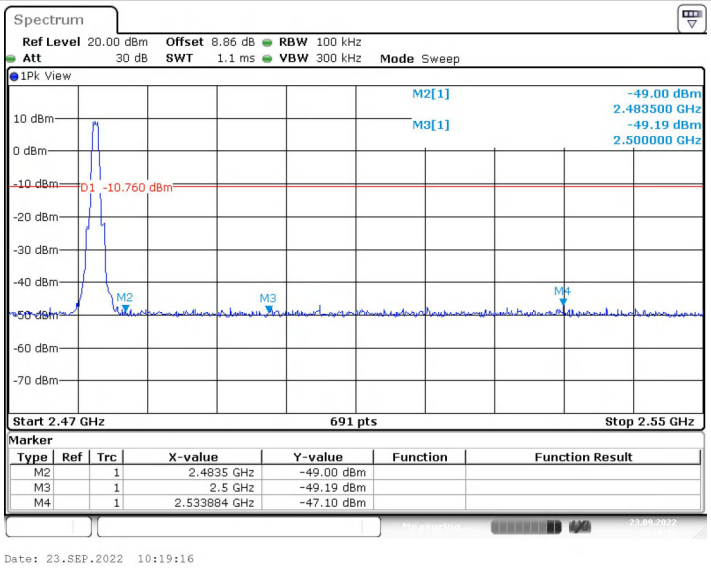

BLE_2M_Ant1_Low_2402

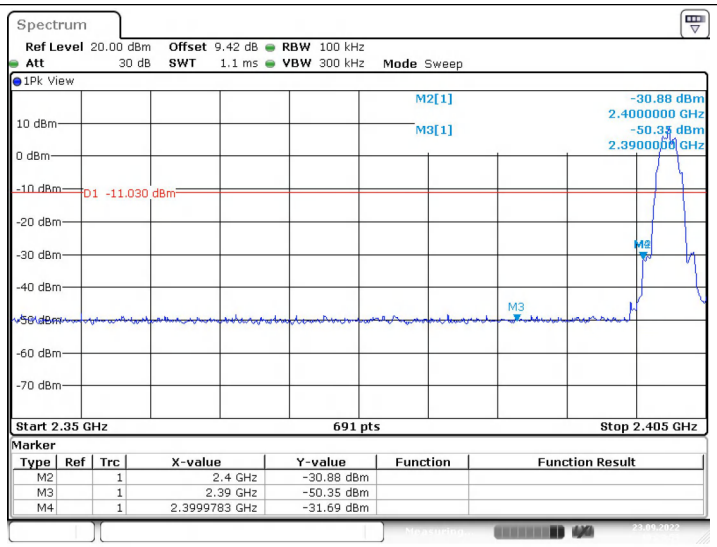

BLE_2M_Ant1_High_2480

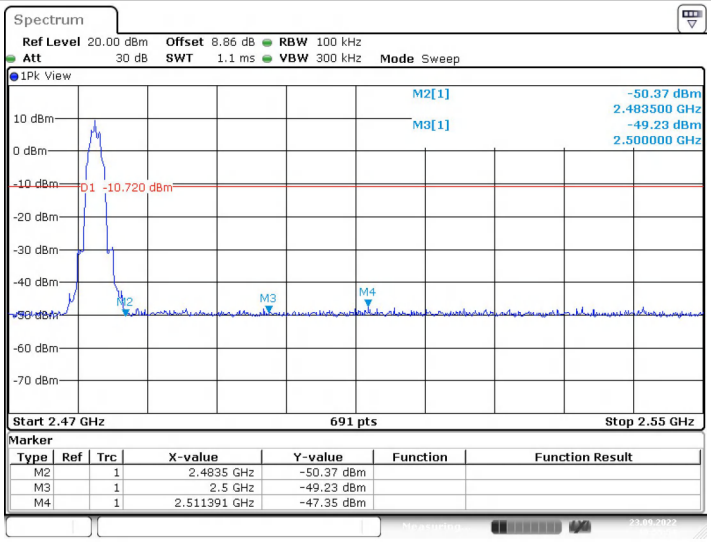

Appendix G: Conducted Spurious Emission

Test Result

TestMode	Antenna	Frequency [MHz]	FreqRange [MHz]	RefLevel [dBm]	Result[dBm]	Limit[dBm]	Verdict
BLE_1M	Ant1	2402	30~1000	8.95	-59.38	≤-11.05	PASS
			1000~26500	8.95	-47.26	≤-11.05	PASS
		2440	30~1000	10.25	-59.66	≤-9.75	PASS
			1000~26500	10.25	-47.76	≤-9.75	PASS
		2480	30~1000	9.24	-59.3	≤-10.76	PASS
			1000~26500	9.24	-47.7	≤-10.76	PASS
BLE_2M	Ant1	2402	30~1000	8.97	-58.42	≤-11.03	PASS
			1000~26500	8.97	-47.28	≤-11.03	PASS
		2440	30~1000	10.25	-59.18	≤-9.75	PASS
			1000~26500	10.25	-46.79	≤-9.75	PASS
		2480	30~1000	9.28	-59.02	≤-10.72	PASS
			1000~26500	9.28	-47.87	≤-10.72	PASS

Test Graphs

BLE_1M_Ant1_2402_30~1000

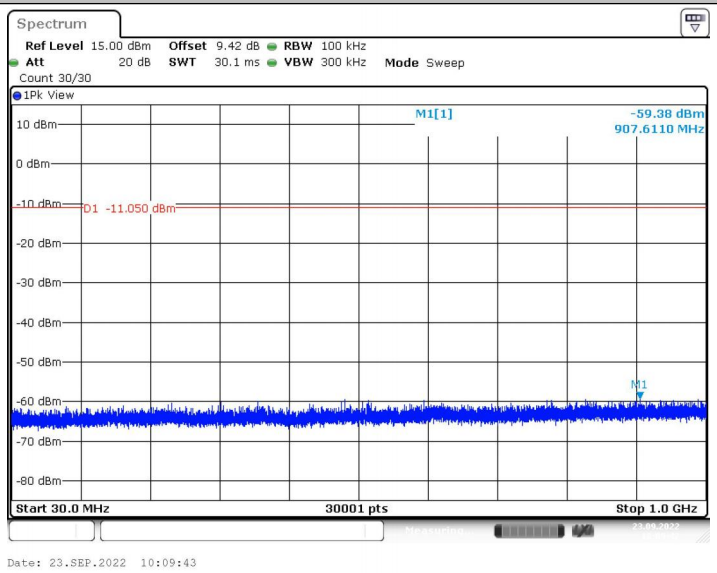

BLE_1M_Ant1_2402_1000~26500

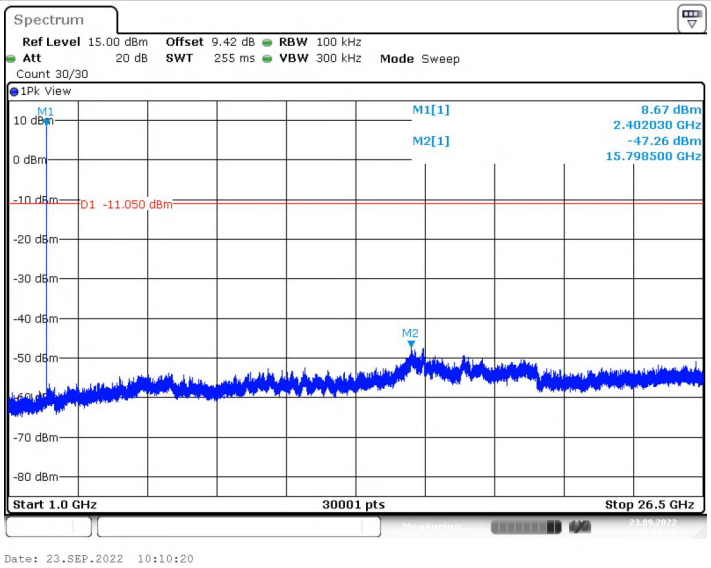

BLE_1M_Ant1_2440_30~1000

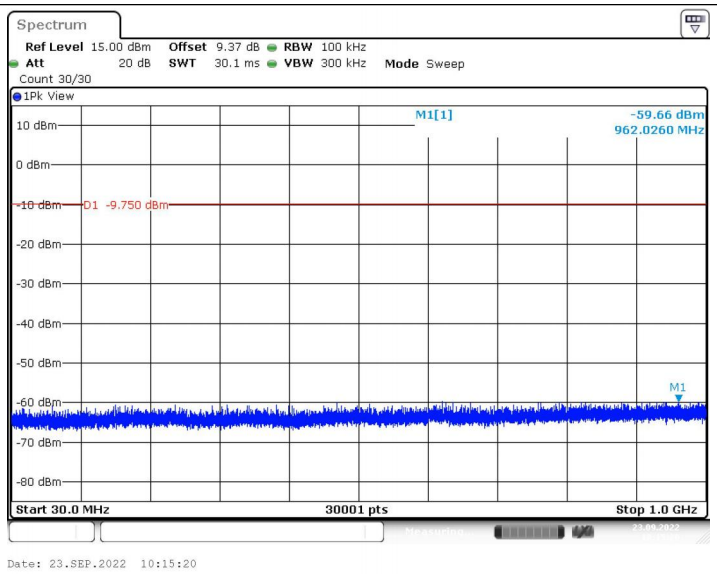

BLE_1M_Ant1_2440_1000~26500

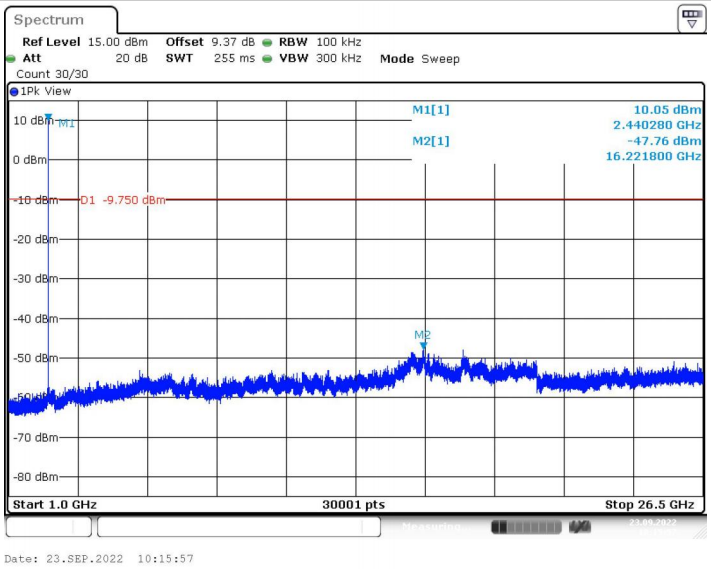

BLE_1M_Ant1_2480_30~1000

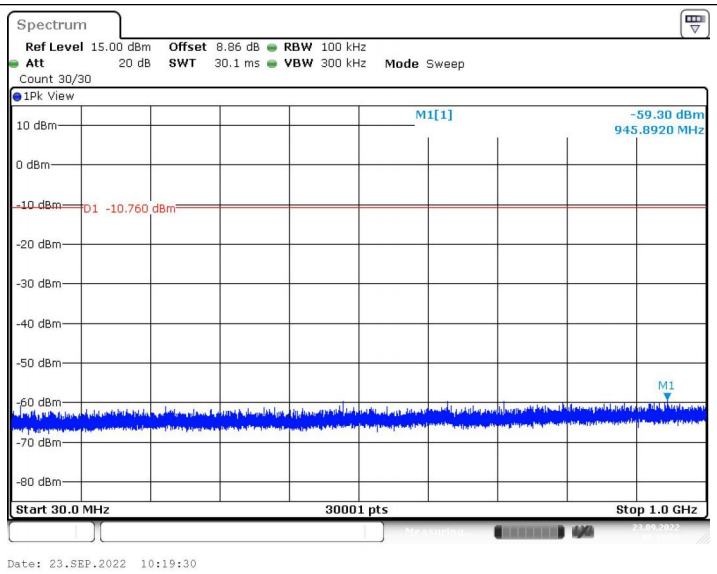

BLE_1M_Ant1_2480_1000~26500

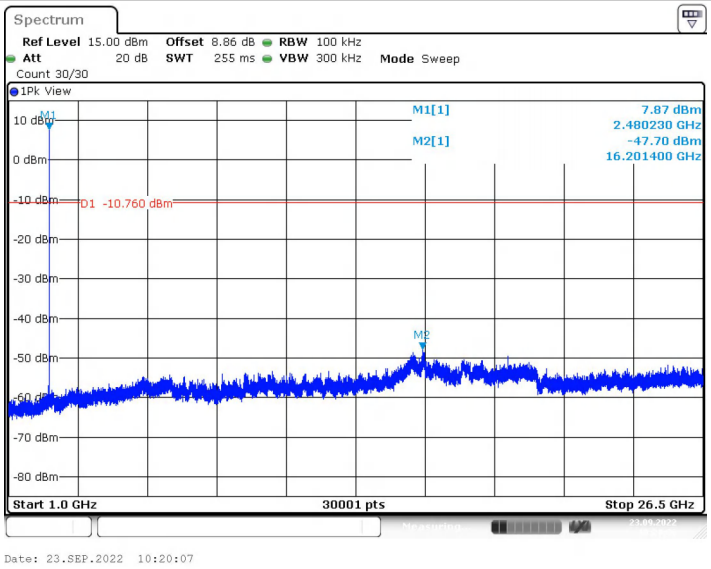

BLE_2M_Ant1_2402_30~1000

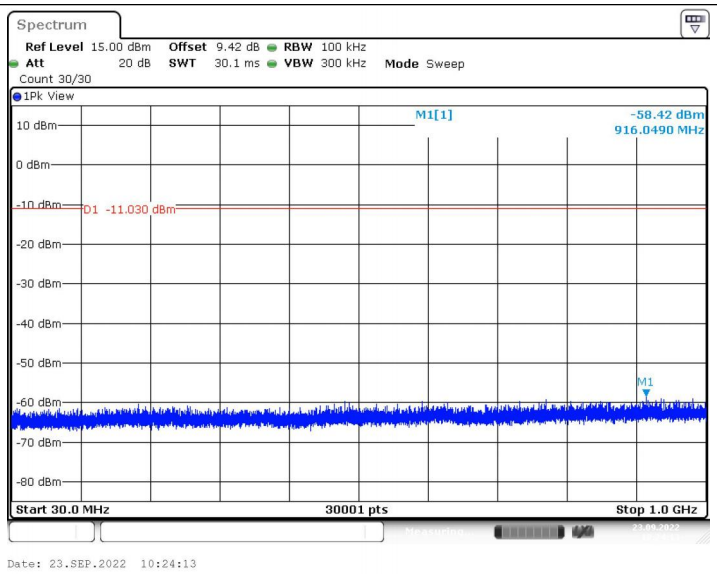

BLE_2M_Ant1_2402_1000~26500

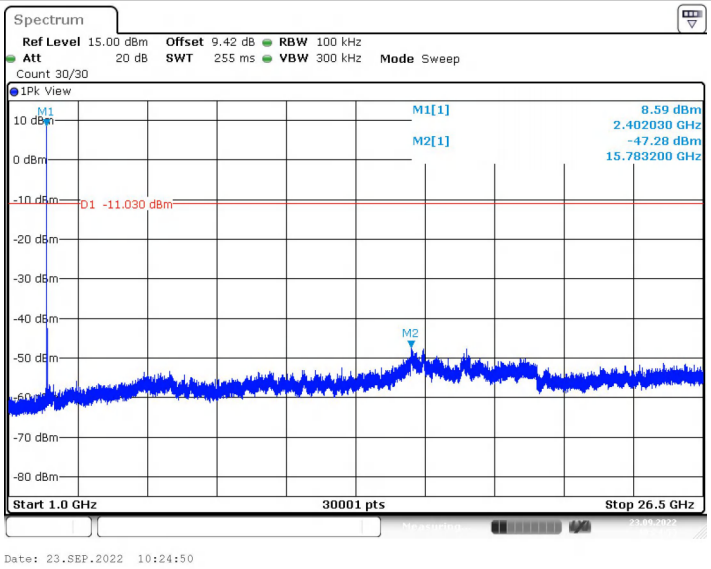

BLE_2M_Ant1_2440_30~1000

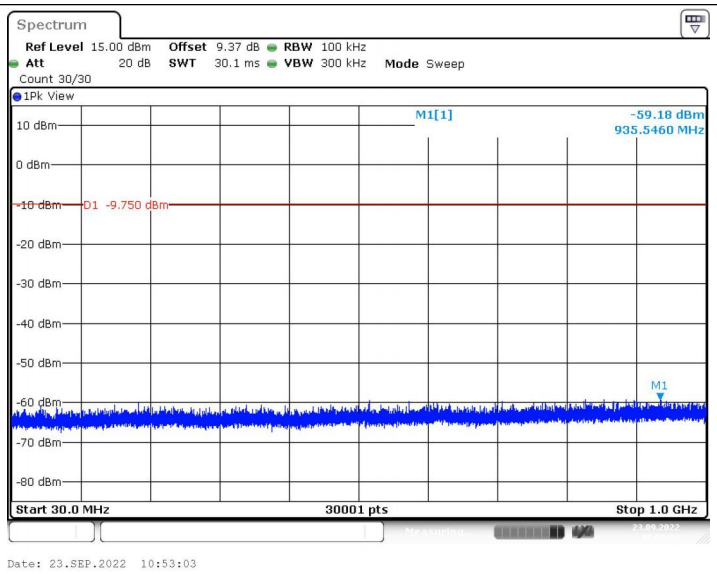

BLE_2M_Ant1_2440_1000~26500

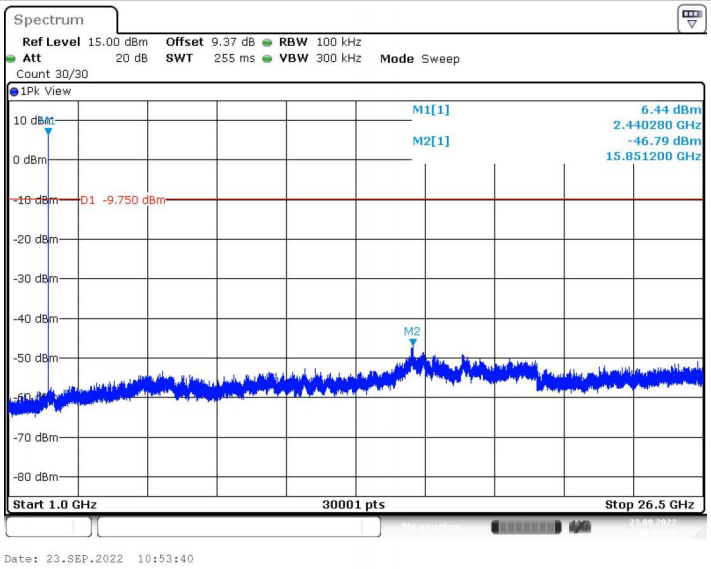

BLE_2M_Ant1_2480_30~1000

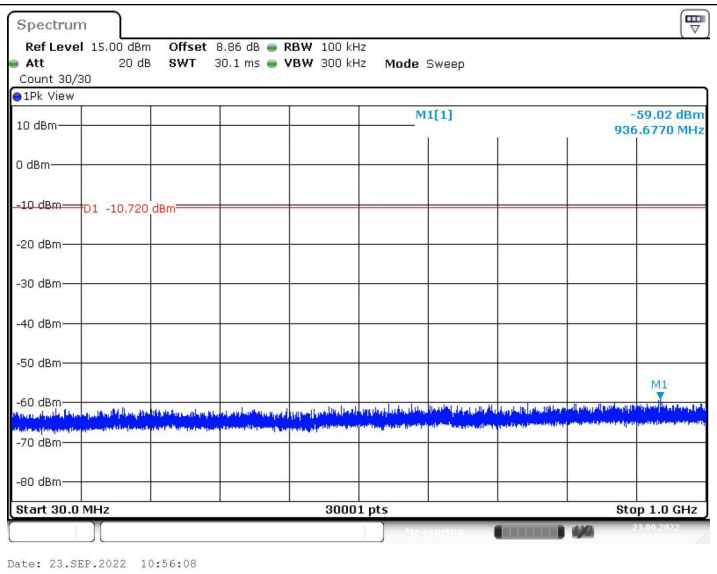

BLE_2M_Ant1_2480_1000~26500

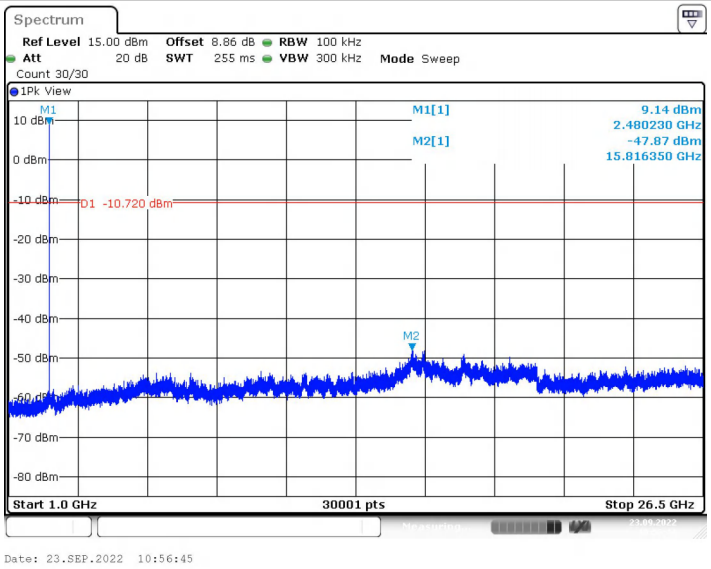

Appendix H: Duty Cycle

Test Result

TestMode	Antenna	Frequency[MHz]	ON Time [ms]	Period [ms]	Duty Cycle [%]	Duty Cycle Factor[dB]
BLE_1M	Ant1	2402	0.39	0.62	62.90	2.01
		2440	0.39	0.62	62.90	2.01
		2480	0.39	0.62	62.90	2.01
BLE_2M	Ant1	2402	0.21	0.62	33.87	4.70
		2440	0.21	0.62	33.87	4.70
		2480	0.21	0.62	33.87	4.70

Test Graphs

BLE_1M_Ant1_2402

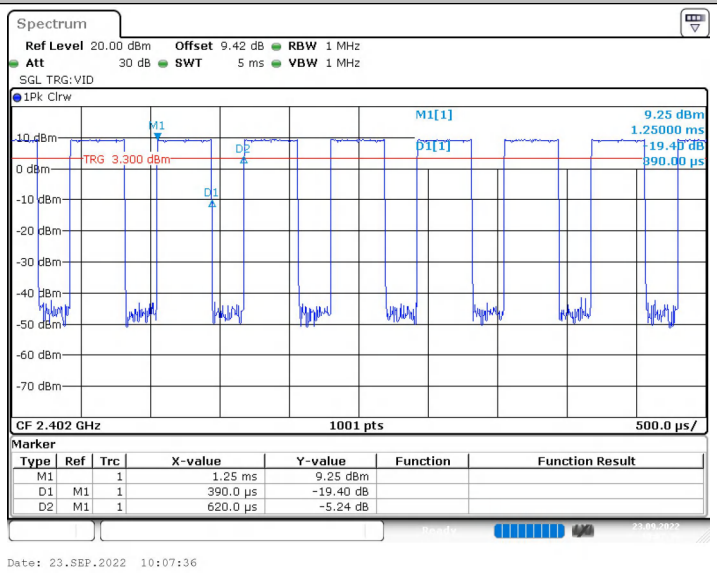

BLE_1M_Ant1_2440

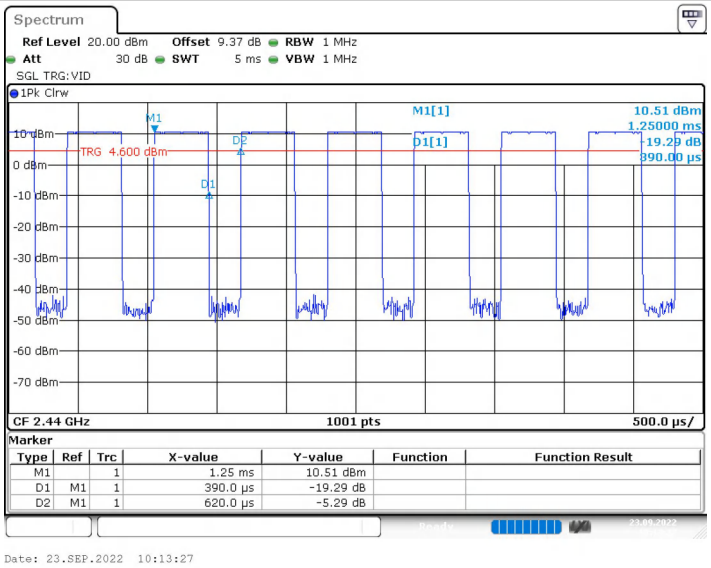

BLE_1M_Ant1_2480

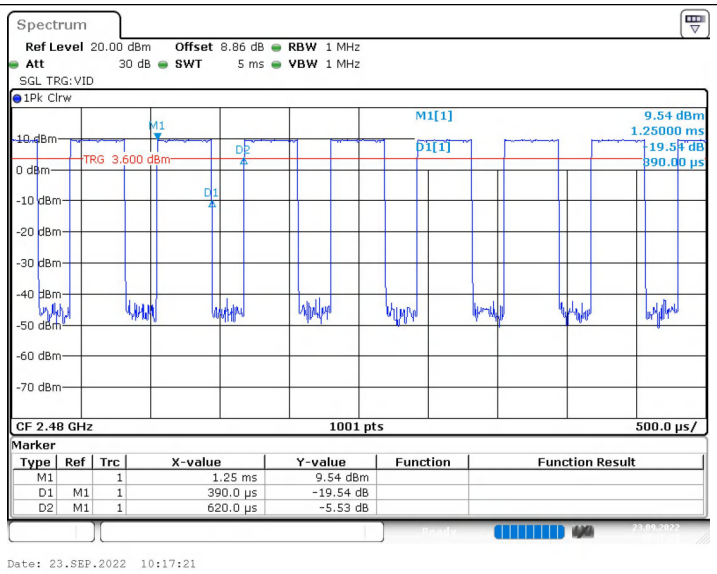

BLE_2M_Ant1_2402

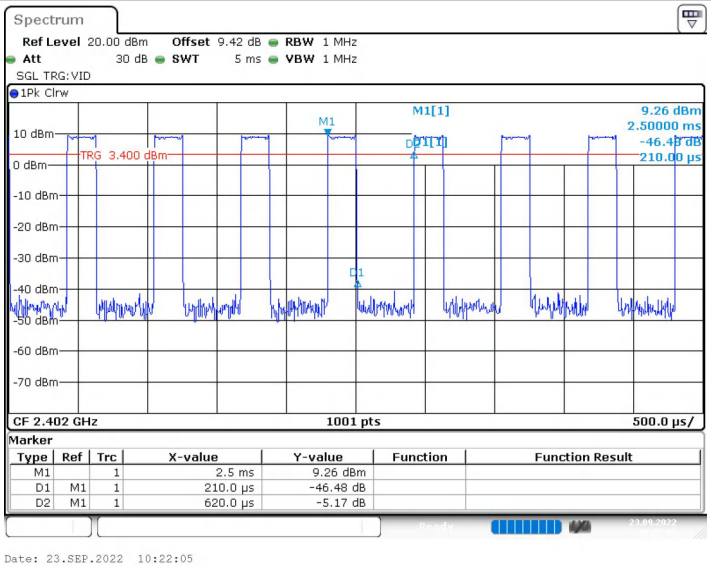

BLE_2M_Ant1_2440

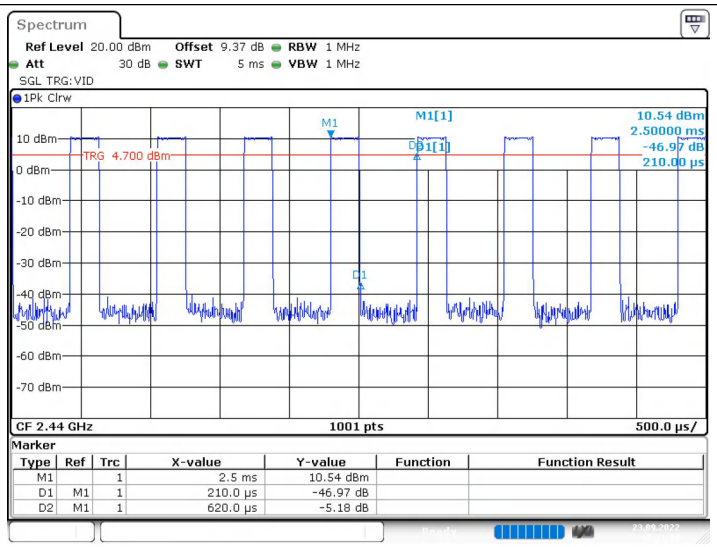
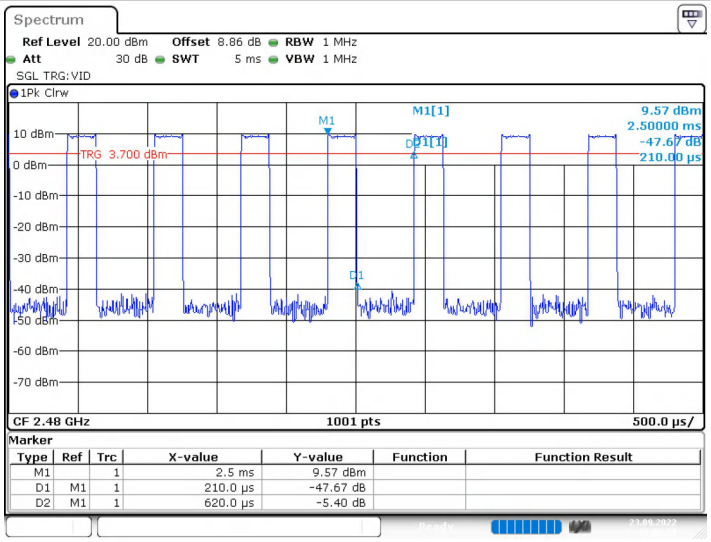
BLE_2M_Ant1_2480