Test Graph:

GFSK Low channel		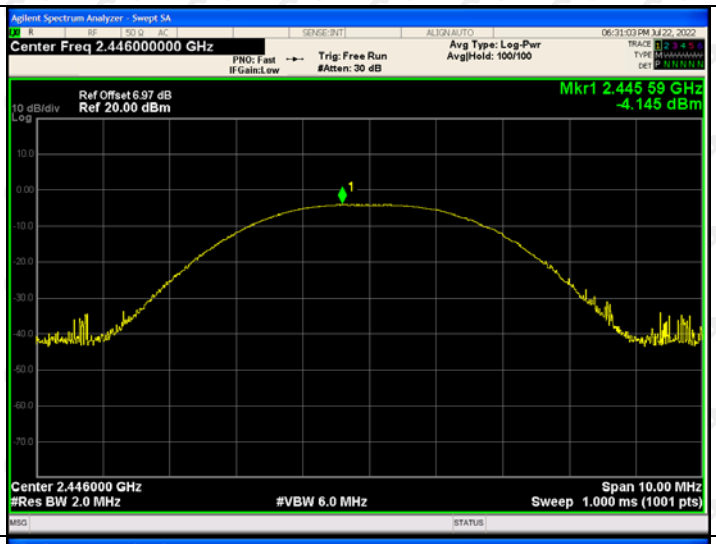	
GFSK Mid channel		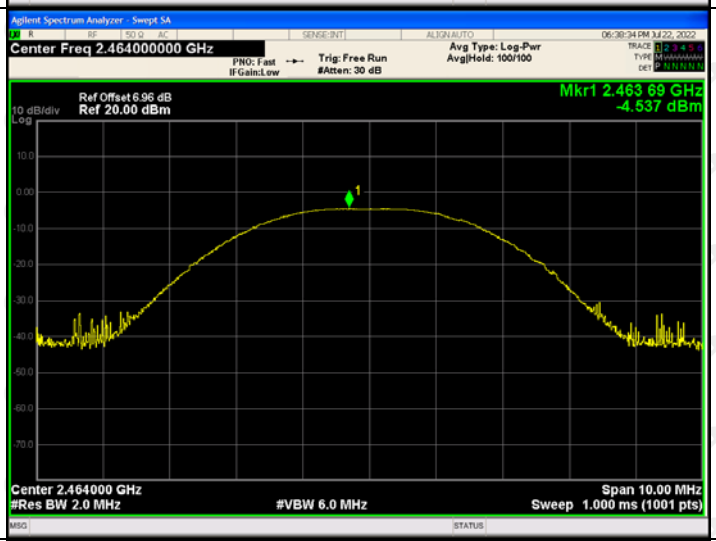	
GFSK High channel		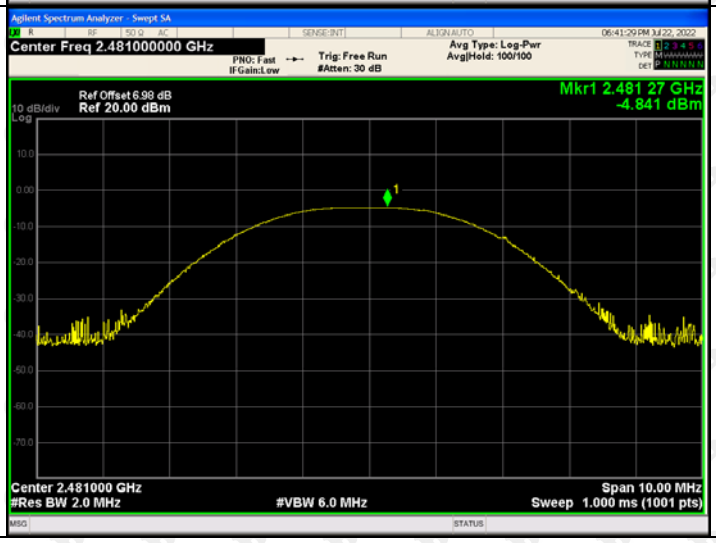	

10. 6DB OCCUPIED BANDWIDTH

10.1 Block Diagram Of Test Setup

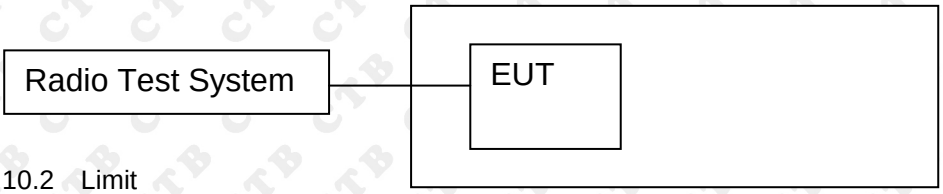

10.2 Limit

FCC Part15 (15.247) , Subpart C				
Section	Test Item	Limit	Frequency Range (MHz)	Result
15.247(a)(2)	Bandwidth	>= 500KHz (6dB bandwidth)	2400-2483.5	PASS

10.3 Test procedure

1. Rem1. Set RBW = 100 kHz.
2. Set the video bandwidth (VBW) ≥ 3 x RBW.
3. Detector = Peak.
4. Trace mode = max hold.
5. Sweep = auto couple.
6. Allow the trace to stabilize.
7. Measure the maximum width of the emission that is constrained by the frequencies associated with the two outermost amplitude points (upper and lower frequencies) that are attenuated by 6 dB relative to the maximum level measured in the fundamental emission.

10.4 Test Result

Test Mode	Frequency	6dB Bandwidth (MHz)	Result
GFSK	Low channel	1.194	PASS
	Mid channel	1.196	PASS
	High channel	1.214	PASS

Note: All modes of operation were Pre-scan and the worst-case emissions are reported.

Test Graph:

GFSK Low channel		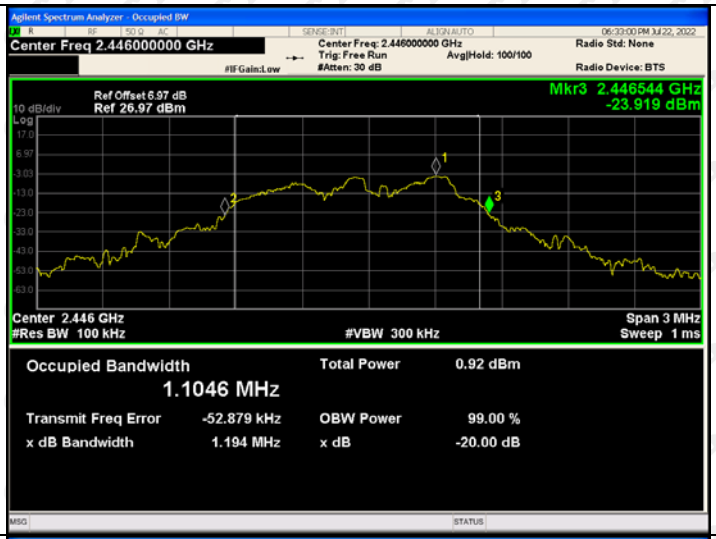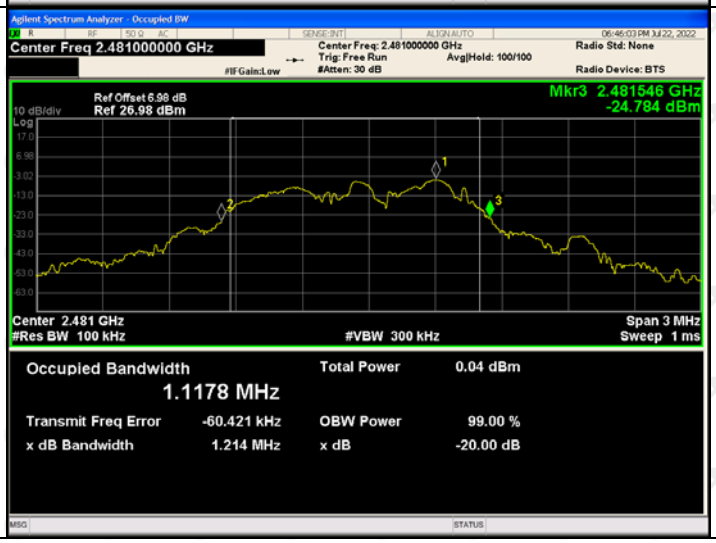	
GFSK Mid channel			
GFSK High channel