Case No. : GTS20231023002-1-9	
Ambient Condition: 23 ℃, 49 %RH, Atmos100.1Kpa,	
Test Date: 2023.11.25	**Test Engineer:** Evan ouyang

Appendix B.1: DTS Bandwidth

Test Result

Test Mode	Antenna	Frequency[MHz]	DTS BW [MHz]	FL[MHz]	FH[MHz]	Limit[MHz]	Verdict
11B	Ant1	2412	9.520	2407.480	2417.000	0.5	PASS
		2437	9.040	2432.480	2441.520	0.5	PASS
		2462	9.000	2457.480	2466.480	0.5	PASS
11G	Ant1	2412	13.400	2405.680	2419.080	0.5	PASS
		2437	15.160	2429.400	2444.560	0.5	PASS
		2462	15.440	2454.080	2469.520	0.5	PASS
11N20SISO	Ant1	2412	17.440	2403.280	2420.720	0.5	PASS
		2437	17.080	2428.480	2445.560	0.5	PASS
		2462	16.920	2453.480	2470.400	0.5	PASS

Test Graphs

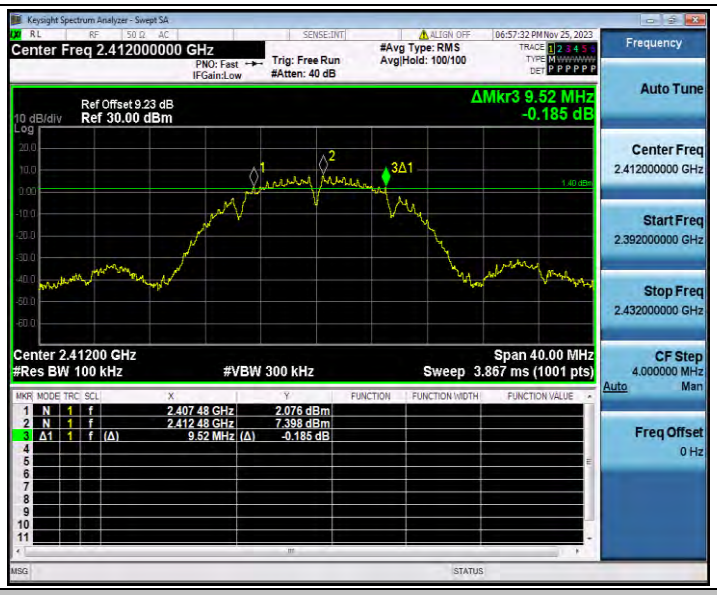

11B_Ant1_2412

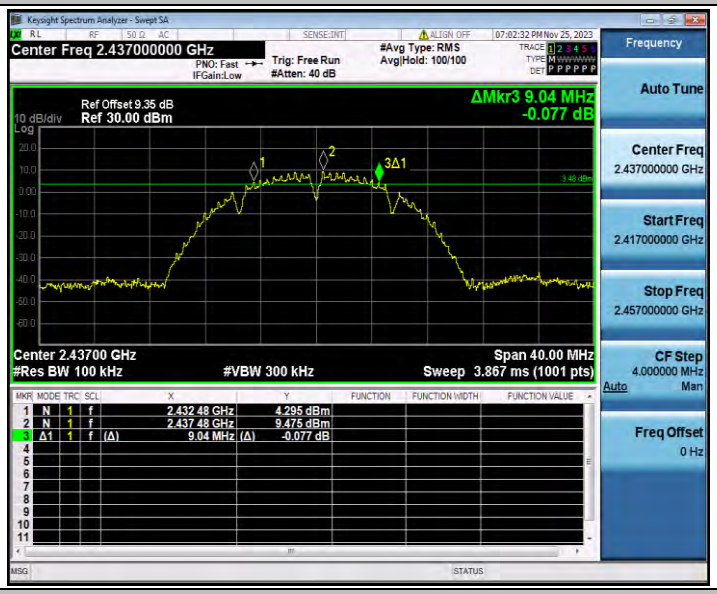

11B_Ant1_2437

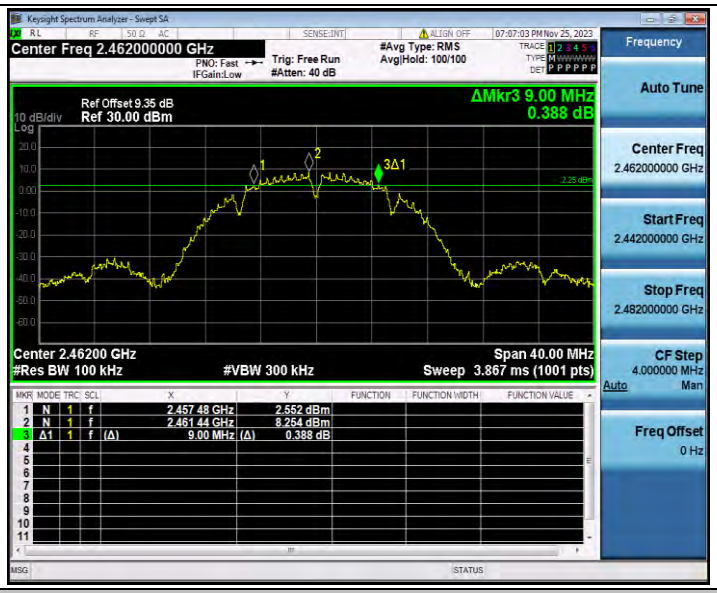

11B_Ant1_2462

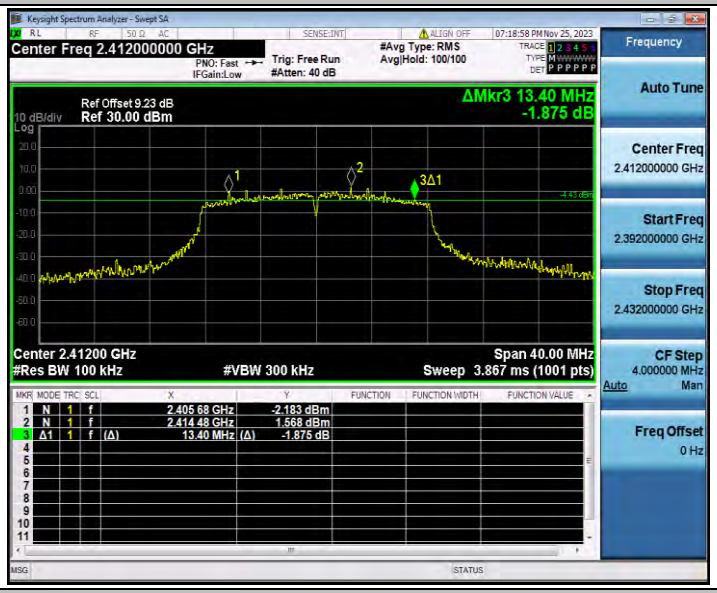

11G_Ant1_2412

11G_Ant1_2437
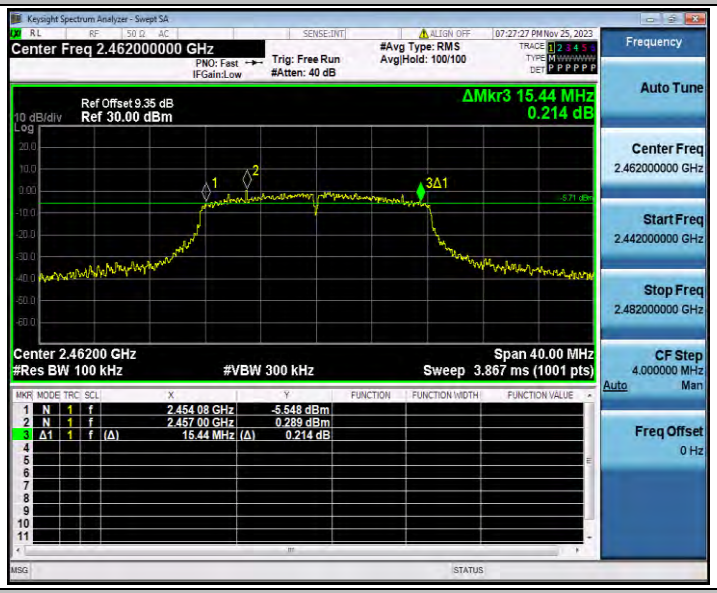

11G_Ant1_2462
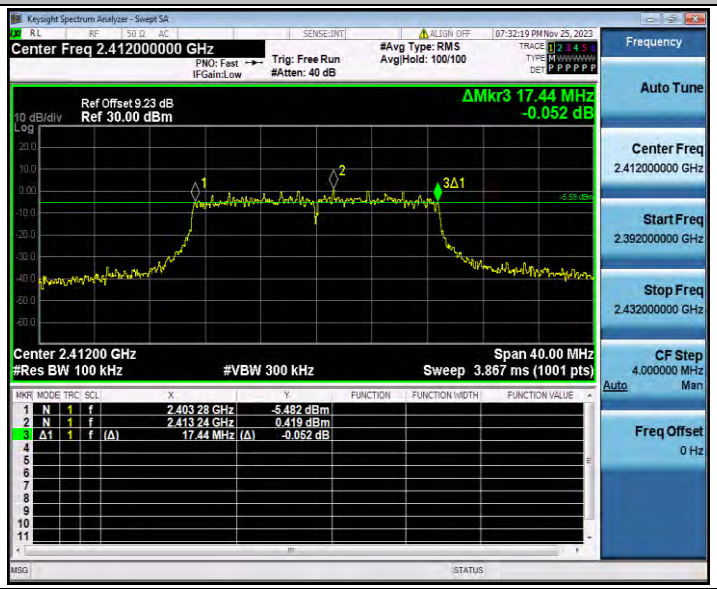

11N20SISO_Ant1_2412

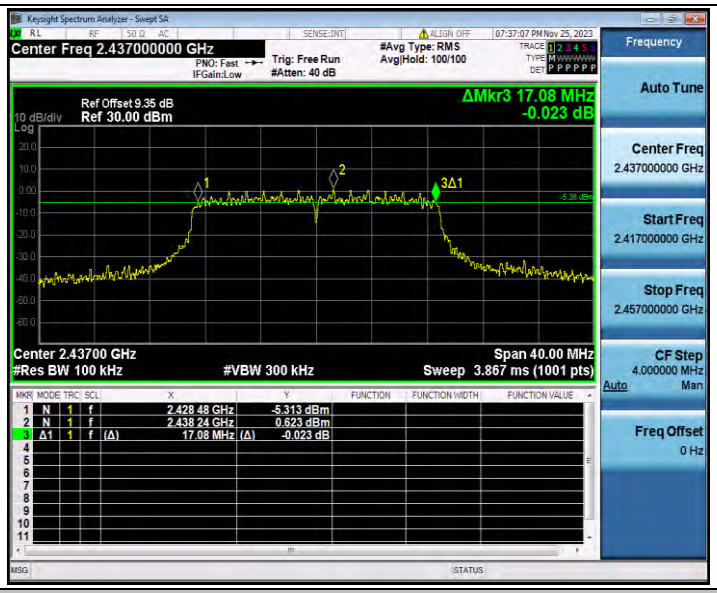

11N20SISO_Ant1_2437

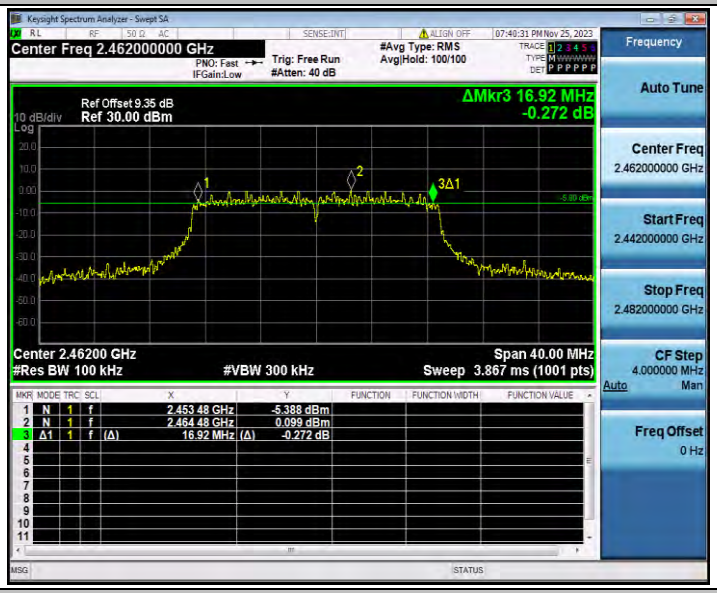

11N20SISO_Ant1_2462

Appendix B.2: Occupied Channel Bandwidth

Test Result

Test Mode	Antenna	Channel Frequency[MHz]	OCB [MHz]	FL[MHz]	FH[MHz]	Limit[MHz]	Verdict
11B	Ant1	2412	13.735	2405.192	2418.927	---	---
		2437	13.892	2430.038	2443.930	---	---
		2462	13.695	2455.110	2468.805	---	---
11G	Ant1	2412	16.664	2403.667	2420.331	---	---
		2437	16.636	2428.680	2445.316	---	---
		2462	16.581	2453.690	2470.271	---	---
11N20SISO	Ant1	2412	17.760	2403.125	2420.885	---	---
		2437	17.734	2428.148	2445.882	---	---
		2462	17.826	2453.071	2470.897	---	---

Test Graphs

11B_Ant1_2412

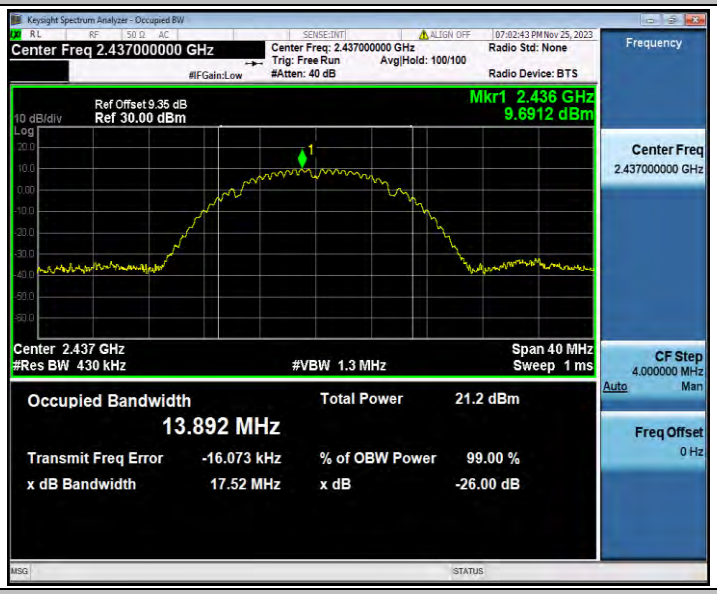

11B_Ant1_2437

11B_Ant1_2462

11G_Ant1_2412

11G_Ant1_2437

11G_Ant1_2462

11N20SISO_Ant1_2412

11N20SISO_Ant1_2437

11N20SISO_Ant1_2462

Appendix B.3: Maximum conducted output power

Test Result Peak

Test Mode	Antenna	Frequency[MHz]	Peak Powert[dBm]	Conducted Limit[dBm]	Verdict
11B	Ant1	2412	19.72	≤30.00	PASS
		2437	21.36	≤30.00	PASS
		2462	20.73	≤30.00	PASS
11G	Ant1	2412	19.47	≤30.00	PASS
		2437	19.63	≤30.00	PASS
		2462	19.47	≤30.00	PASS
11N20SISO	Ant1	2412	18.41	≤30.00	PASS
		2437	18.63	≤30.00	PASS
		2462	18.37	≤30.00	PASS

Appendix B.4: Maximum power spectral density

Test Result

Test Mode	Antenna	Frequency[MHz]	Result[dBm/3-100kHz]	Limit[dBm/3kHz]	Verdict
11B	Ant1	2412	-6.83	≤8.00	PASS
		2437	-4.19	≤8.00	PASS
		2462	-5.78	≤8.00	PASS
11G	Ant1	2412	-12.03	≤8.00	PASS
		2437	-12.93	≤8.00	PASS
		2462	-12.73	≤8.00	PASS
11N20SISO	Ant1	2412	-15.76	≤8.00	PASS
		2437	-14.78	≤8.00	PASS
		2462	-14.23	≤8.00	PASS

Test Graphs

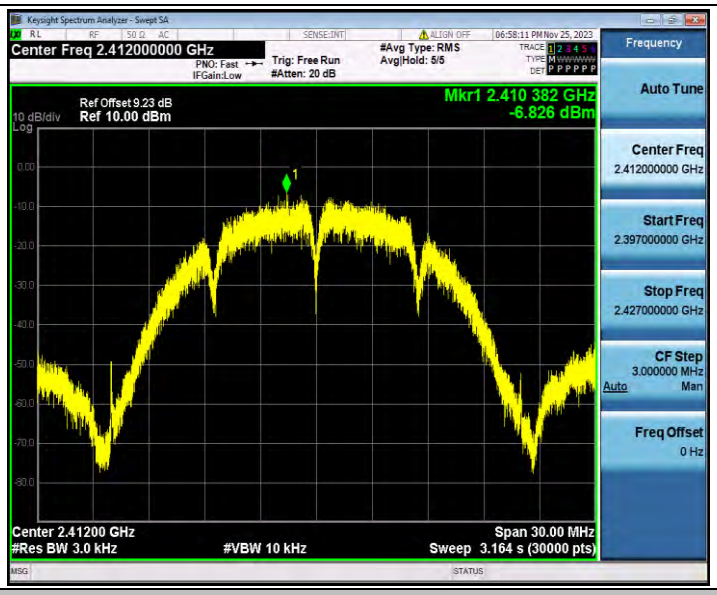

11B_Ant1_2412

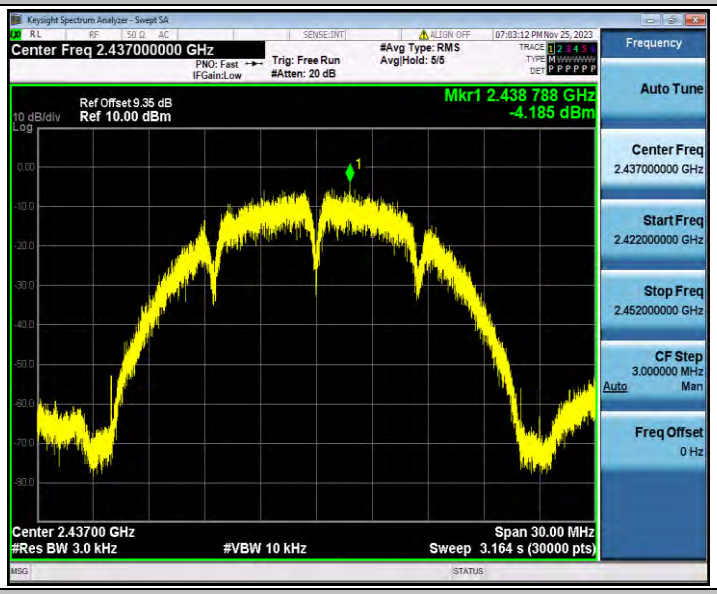

11B_Ant1_2437

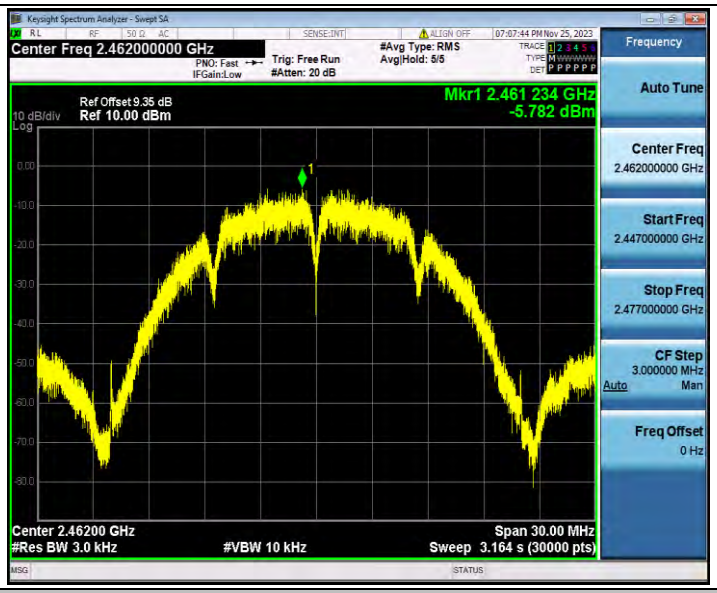

11B_Ant1_2462

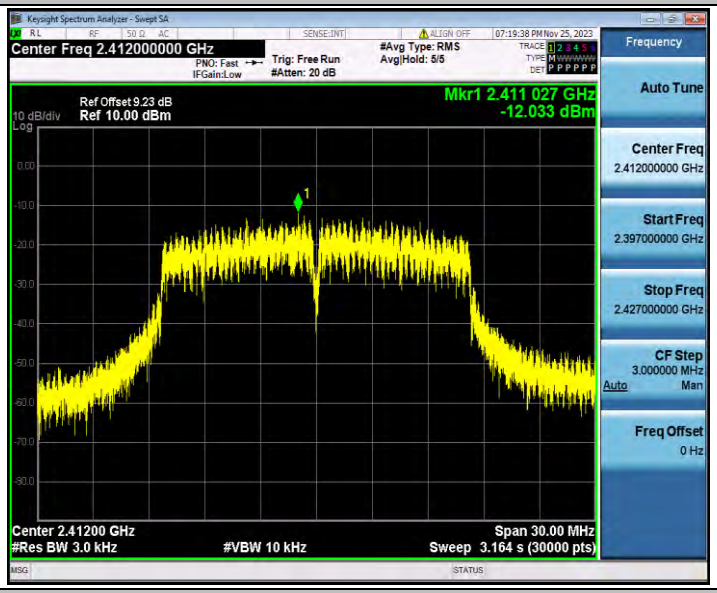

11G_Ant1_2412

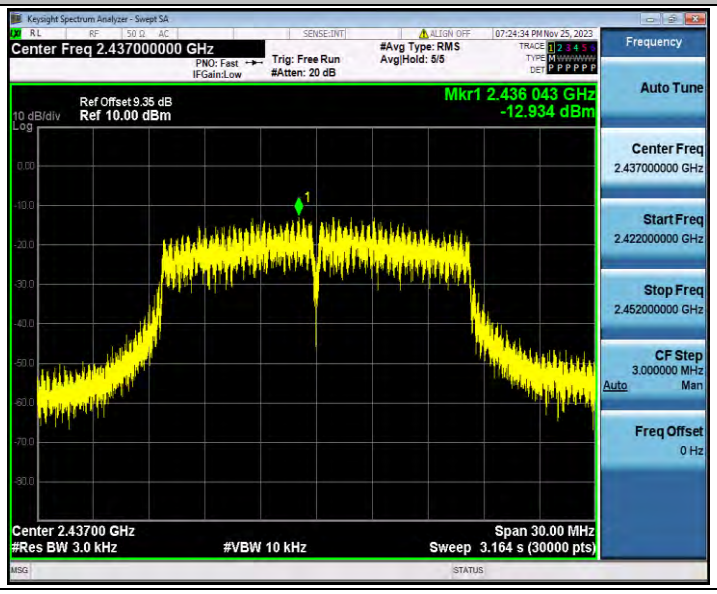

11G_Ant1_2437
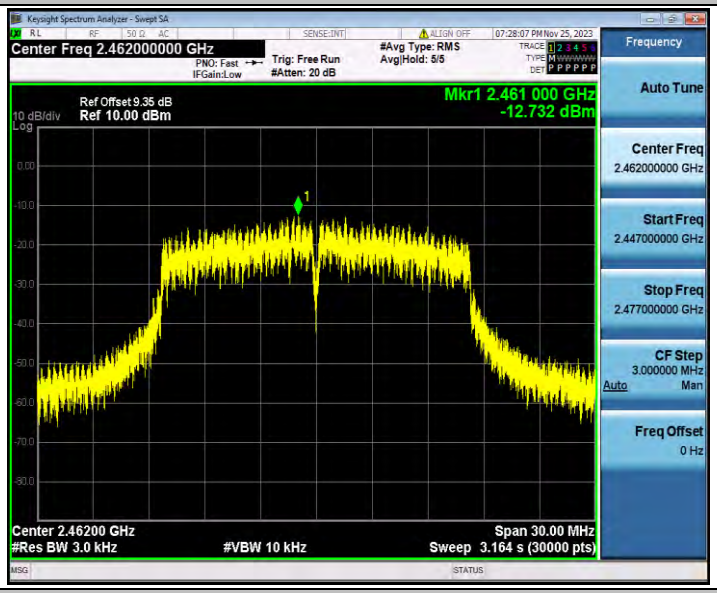
11G_Ant1_2462
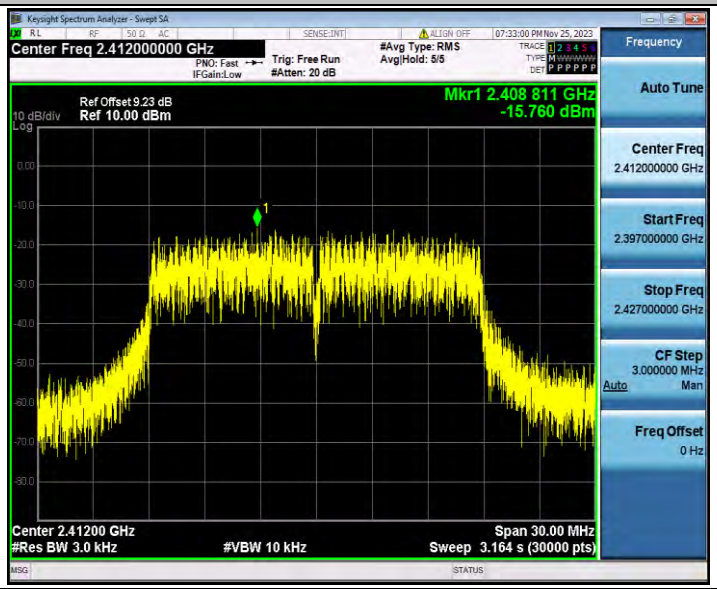
11N20SISO_Ant1_2412

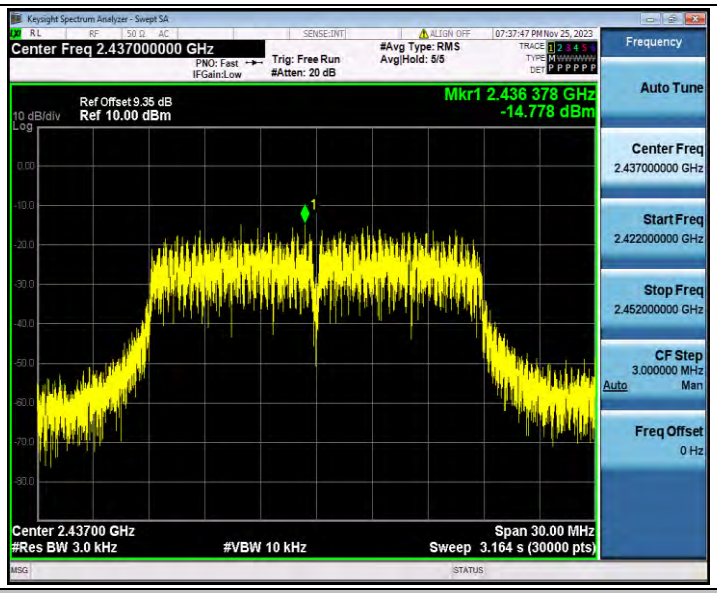

11N20SISO_Ant1_2437

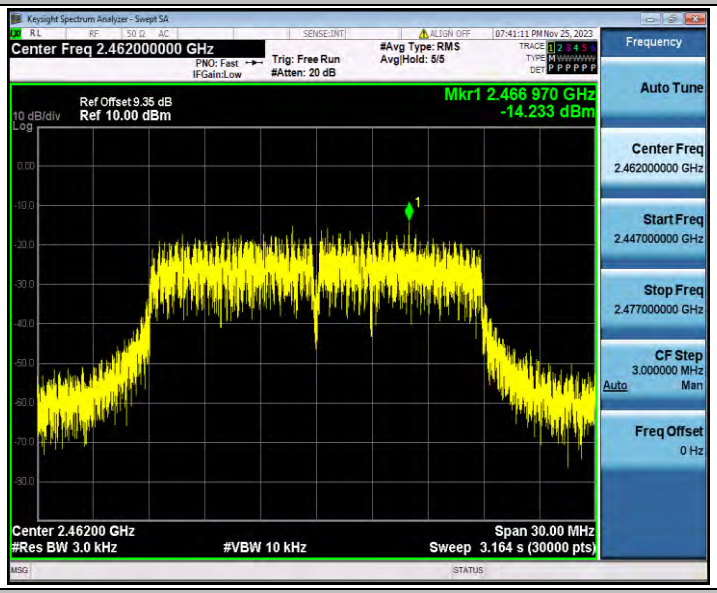

11N20SISO_Ant1_2462

Appendix B.5: Band edge measurements

Test Result

Test Mode	Antenna	ChName	Frequency [MHz]	RefLevel[dBm]	Result[dBm]	Limit[dBm]	Verdict
11B	Ant1	Low	2412	7.23	-33.25	≤-12.77	PASS
		High	2462	8.84	-47.94	≤-11.16	PASS
11G	Ant1	Low	2412	1.52	-32.78	≤-18.48	PASS
		High	2462	2.66	-39.45	≤-17.34	PASS
11N20SISO	Ant1	Low	2412	0.31	-34.69	≤-19.69	PASS
		High	2462	0.52	-41.43	≤-19.48	PASS

Test Graphs

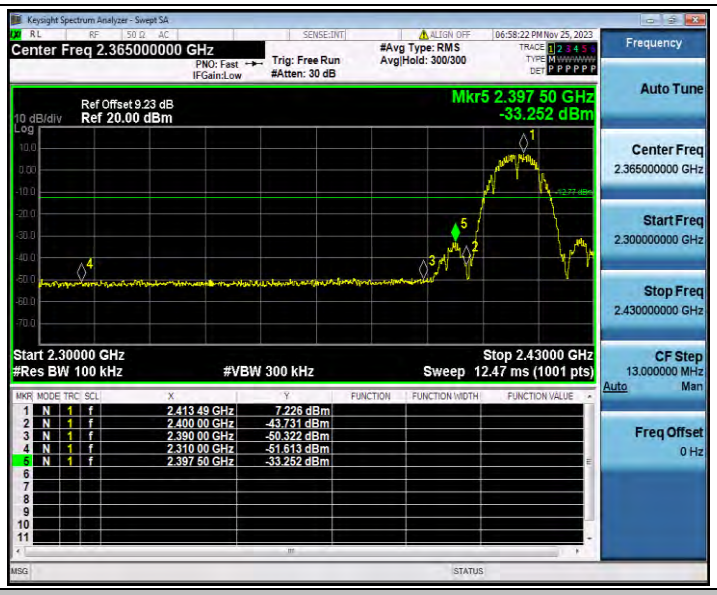

11B_Ant1_Low_2412

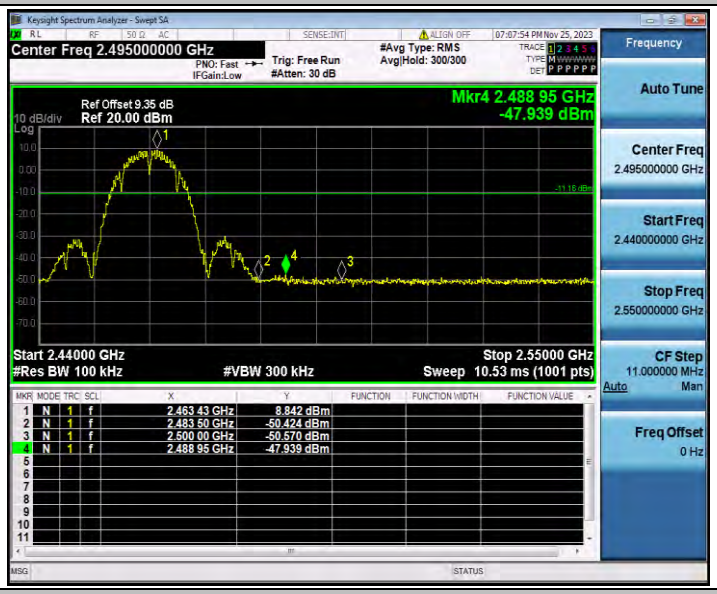

11B_Ant1_High_2462

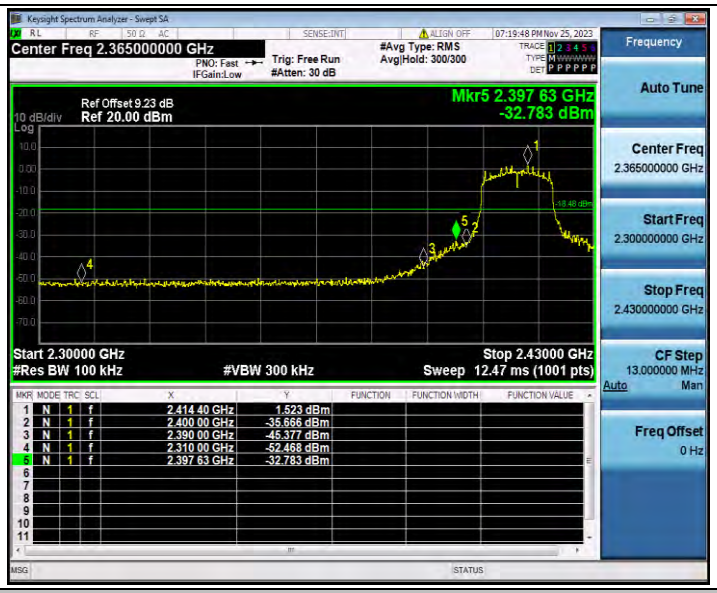

11G_Ant1_Low_2412

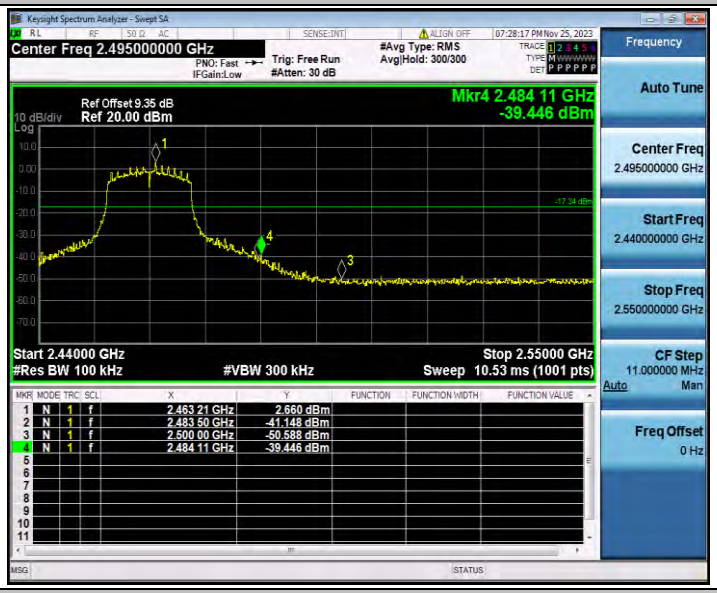

11G_Ant1_High_2462

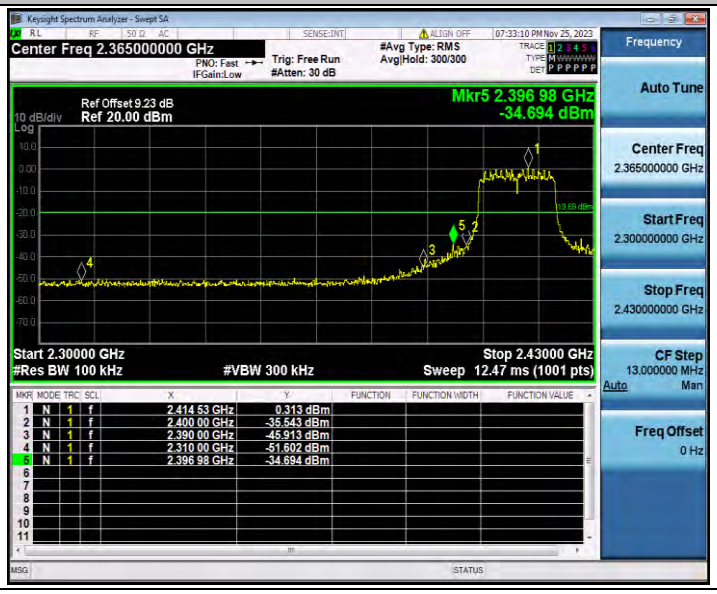

11N20SISO_Ant1_Low_2412
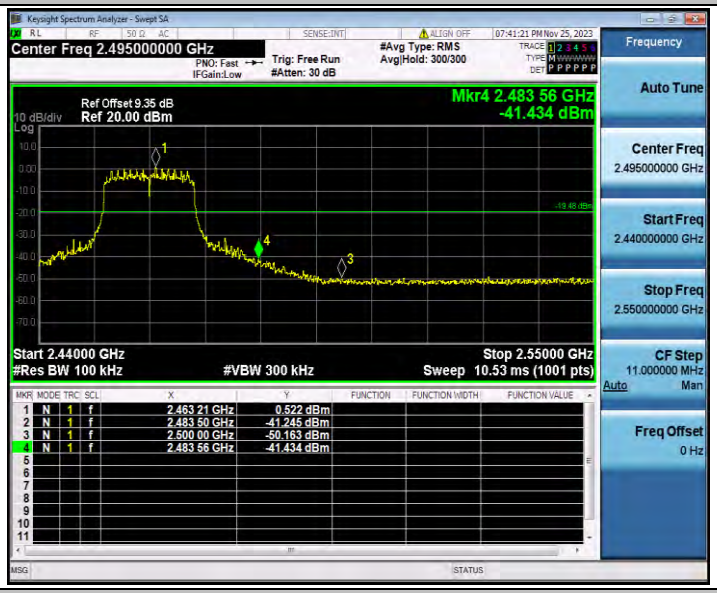
11N20SISO_Ant1_High_2462

Appendix B.6: Conducted Spurious Emission

Test Result

Test Mode	Antenna	Frequency[MHz]	FreqRange [Mhz]	RefLevel [dBm]	Result [dBm]	Limit [dBm]	Verdict
11B	Ant1	2412	Reference	7.12	7.12	---	PASS
			30~1000	7.12	-60.02	≤-12.88	PASS
			1000~26500	7.12	-47.17	≤-12.88	PASS
		2437	Reference	7.36	7.36	---	PASS
			30~1000	7.36	-60.21	≤-12.64	PASS
			1000~26500	7.36	-47.41	≤-12.64	PASS
		2462	Reference	7.18	7.18	---	PASS
			30~1000	7.18	-60.11	≤-12.82	PASS
			1000~26500	7.18	-46.06	≤-12.82	PASS
11G	Ant1	2412	Reference	-0.89	-0.89	---	PASS
			30~1000	-0.89	-60.74	≤-20.89	PASS
			1000~26500	-0.89	-47.78	≤-20.89	PASS
		2437	Reference	-1.21	-1.21	---	PASS
			30~1000	-1.21	-59.74	≤-21.21	PASS
			1000~26500	-1.21	-47	≤-21.21	PASS
		2462	Reference	1.31	1.31	---	PASS
			30~1000	1.31	-60.06	≤-18.69	PASS
			1000~26500	1.31	-47.15	≤-18.69	PASS
11N20SISO	Ant1	2412	Reference	-0.86	-0.86	---	PASS
			30~1000	-0.86	-60.55	≤-20.86	PASS
			1000~26500	-0.86	-47.21	≤-20.86	PASS
		2437	Reference	-0.06	-0.06	---	PASS
			30~1000	-0.06	-59.22	≤-20.06	PASS
			1000~26500	-0.06	-47.71	≤-20.06	PASS
		2462	Reference	-0.29	-0.29	---	PASS
			30~1000	-0.29	-59.82	≤-20.29	PASS
			1000~26500	-0.29	-47.62	≤-20.29	PASS

Test Graphs

11B_Ant1_2412_0~Reference

11B_Ant1_2412_30~1000

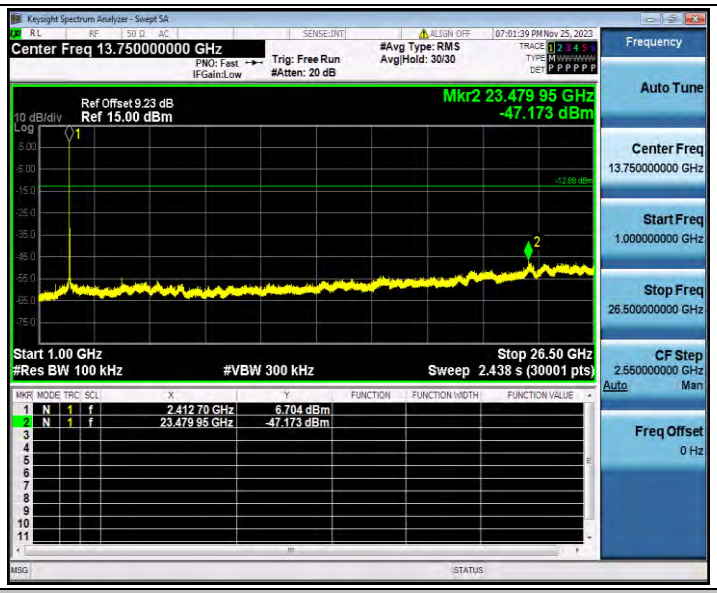

11B_Ant1_2412_1000~26500

11B_Ant1_2437_0~Reference

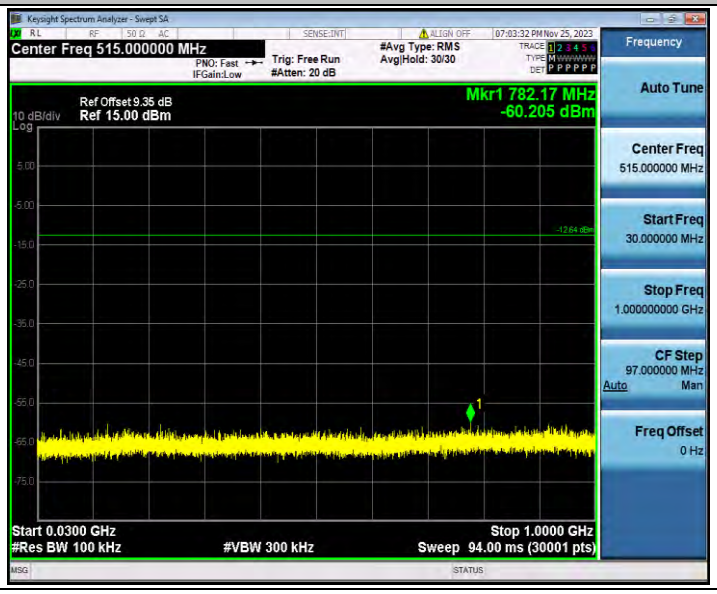

11B_Ant1_2437_30~1000

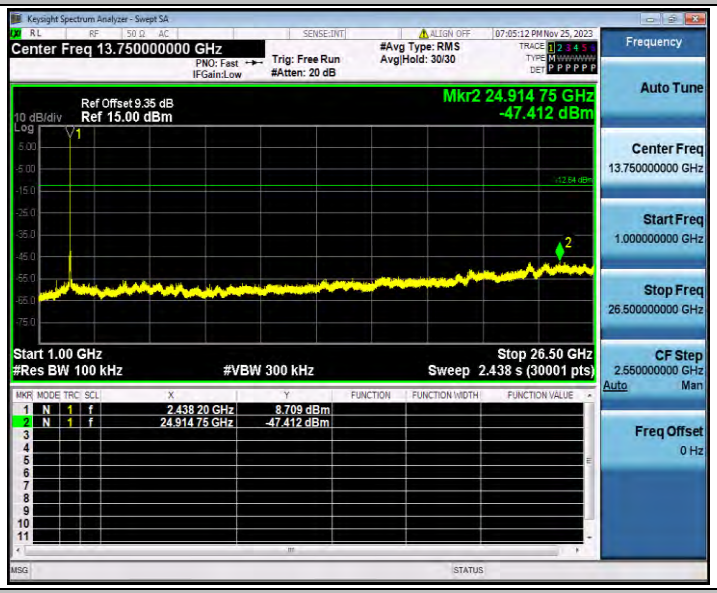

11B_Ant1_2437_1000~26500

11B_Ant1_2462_0~Reference

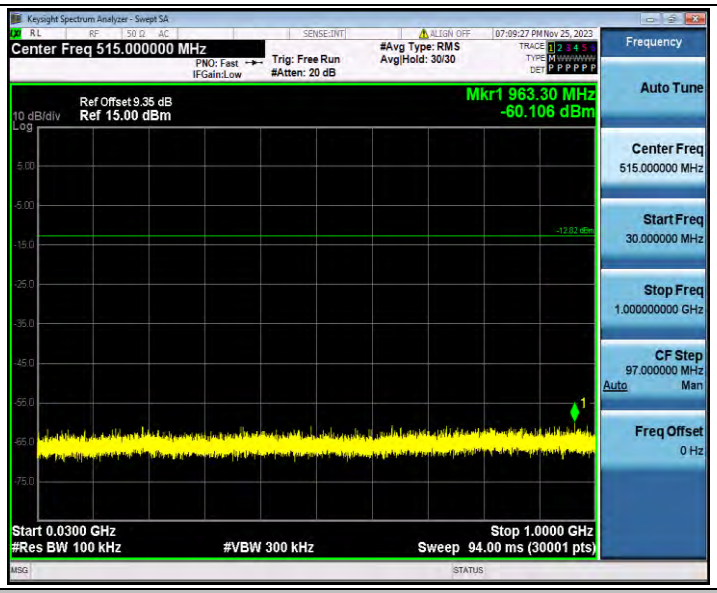

11B_Ant1_2462_30~1000

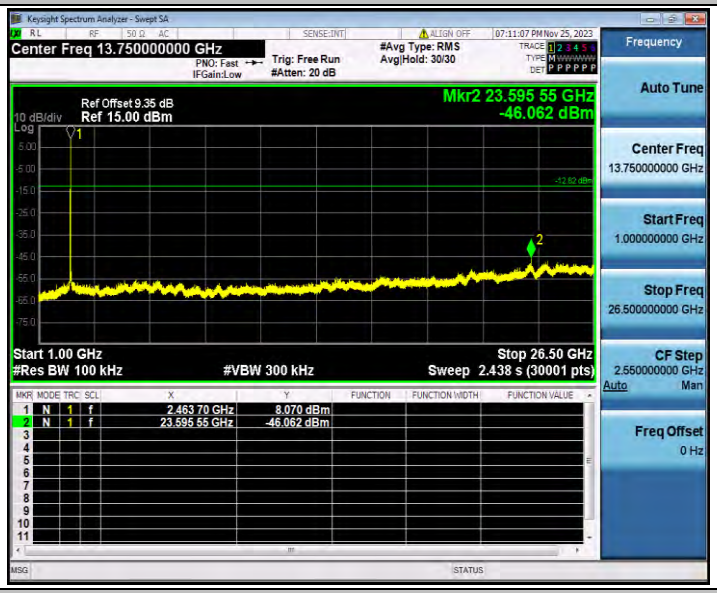

11B_Ant1_2462_1000~26500

11G_Ant1_2412_0~Reference

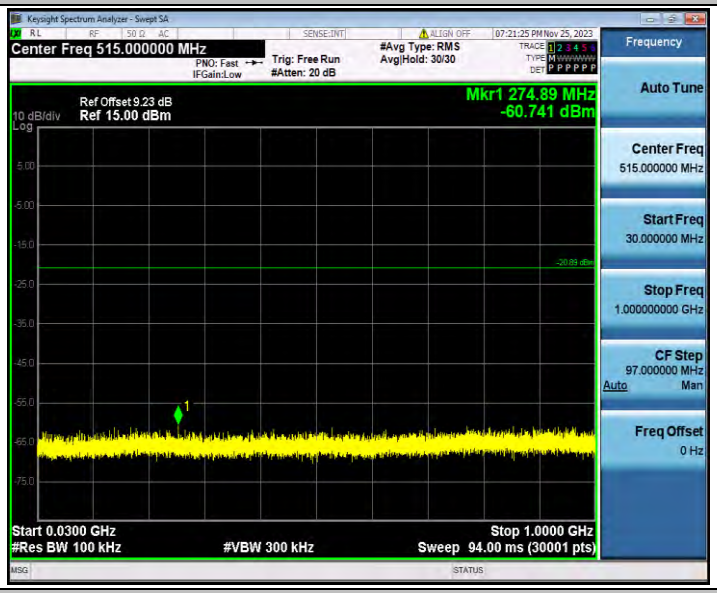

11G_Ant1_2412_30~1000

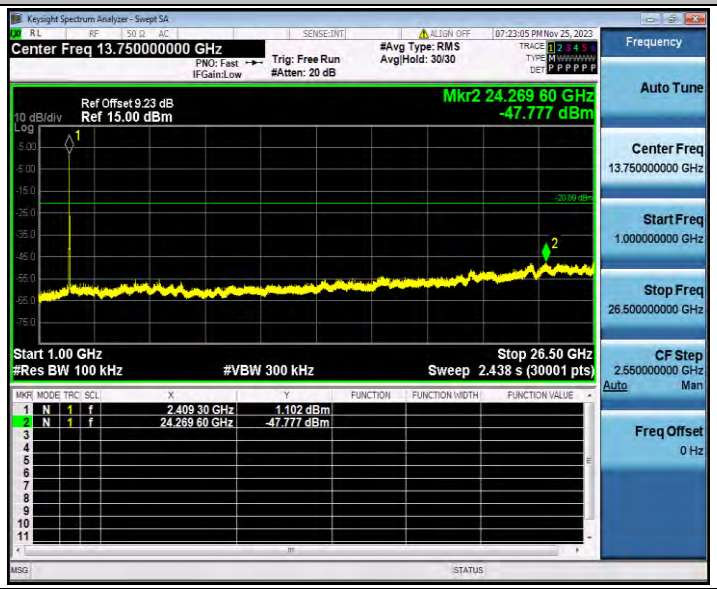

11G_Ant1_2412_1000~26500

11G_Ant1_2437_0~Reference

11G_Ant1_2437_30~1000

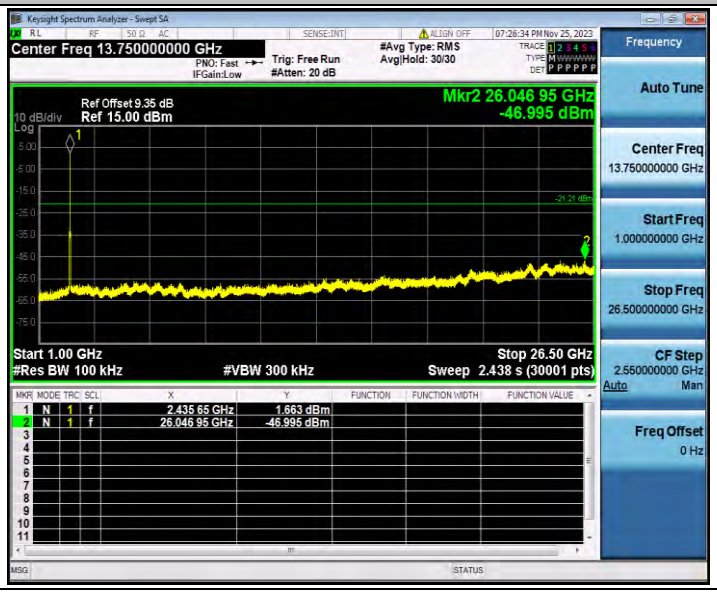

11G_Ant1_2437_1000~26500

11G_Ant1_2462_0~Reference

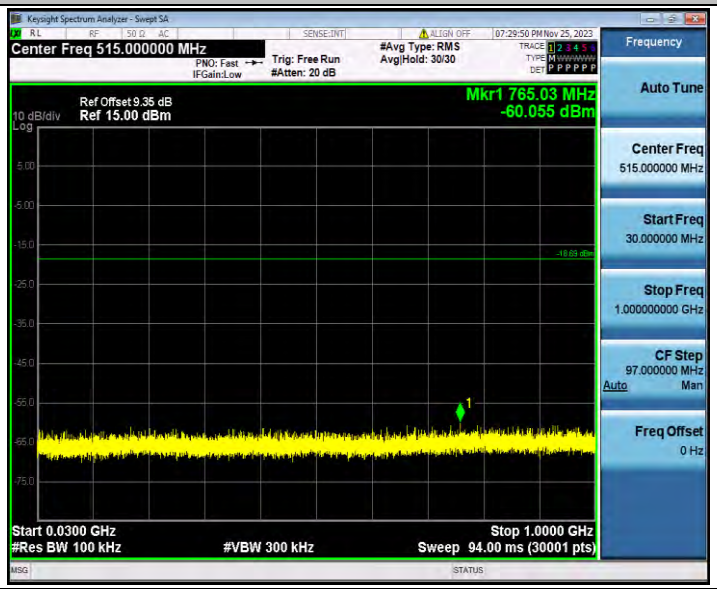

11G_Ant1_2462_30~1000

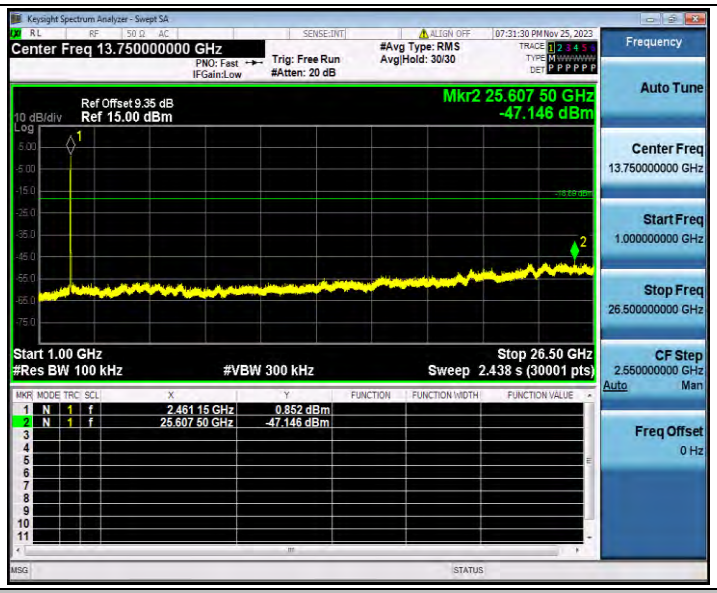

11G_Ant1_2462_1000~26500

11N20SISO_Ant1_2412_0~Reference

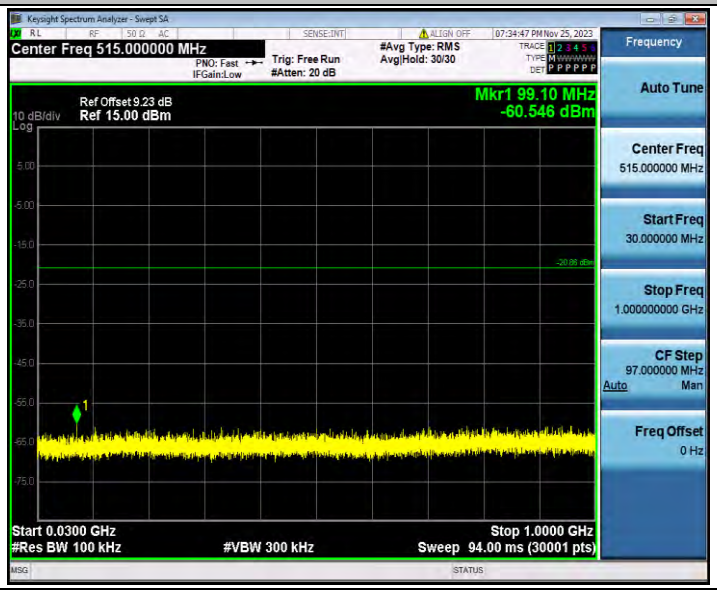

11N20SISO_Ant1_2412_30~1000

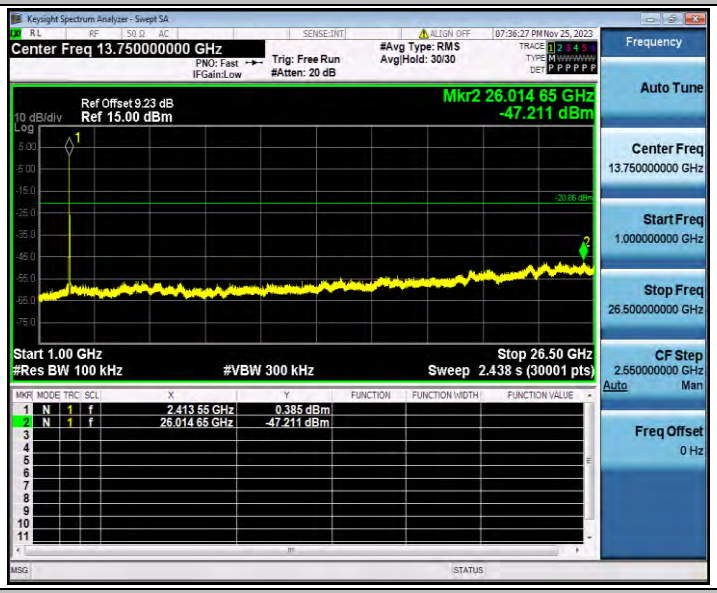

11N20SISO_Ant1_2412_1000~26500

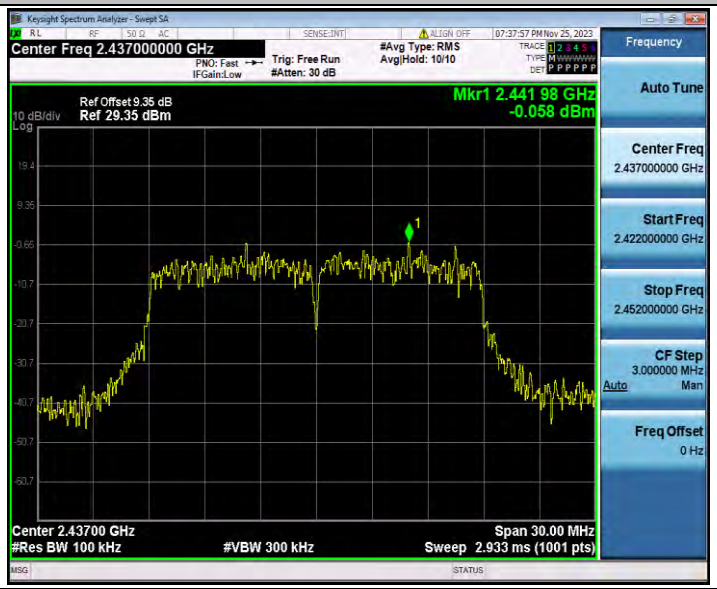

11N20SISO_Ant1_2437_0~Reference

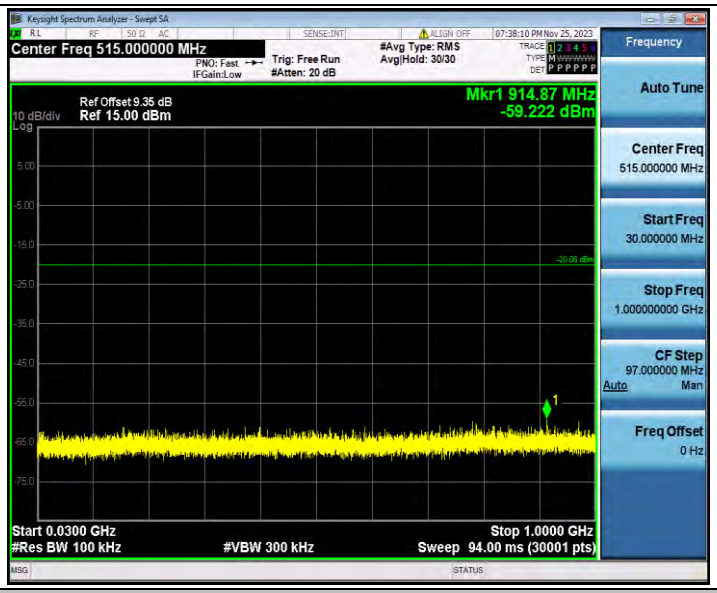

11N20SISO_Ant1_2437_30~1000

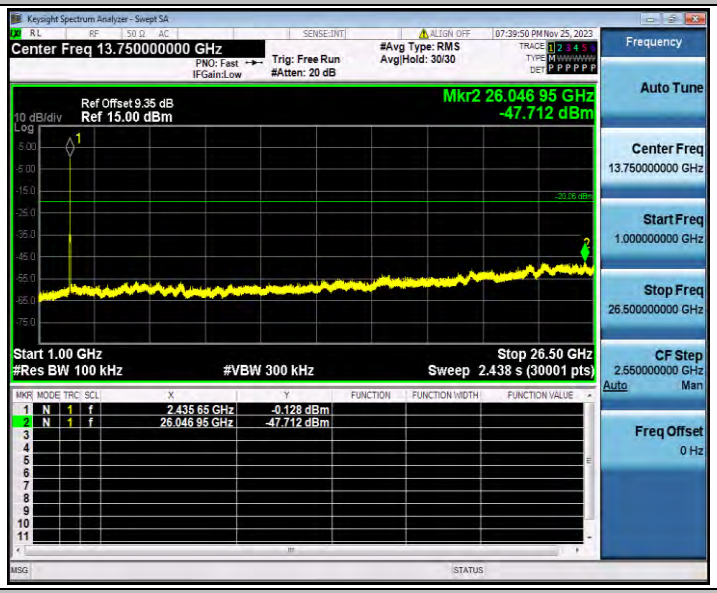

11N20SISO_Ant1_2437_1000~26500

11N20SISO_Ant1_2462_0~Reference

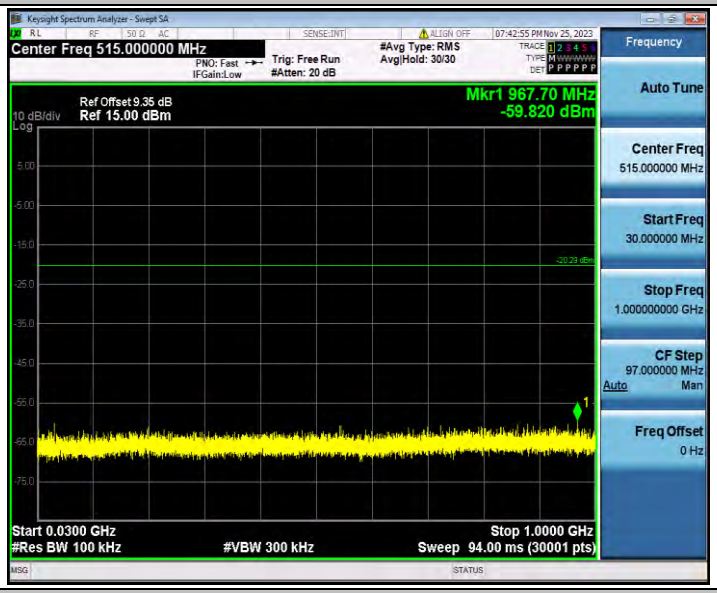

11N20SISO_Ant1_2462_30~1000

11N20SISO_Ant1_2462_1000~26500

Appendix B.7: Emissions in Restricted Bands

Test Result

Test Mode	Antenna	ChName	Frequency [MHz]	Detector	Freq [MHz]	Result [dBm]	Limit [dBm]	Result [dBuV/m]	Limit [dBuV/m]	Verdict
11B	Ant1	Low	2412	AV	2310.000	-48.99	≤-41.20	46.21	≤54	PASS
				AV	2386.320	-47.4	≤-41.20	47.80	≤54	PASS
				AV	2390.000	-47.79	≤-41.20	47.41	≤54	PASS
				Peak	2310.000	-45.73	≤-21.20	49.47	≤74	PASS
				Peak	2377.740	-39.4	≤-21.20	55.80	≤74	PASS
				Peak	2390.000	-46.51	≤-21.20	48.69	≤74	PASS
		High	2462	AV	2483.500	-46.85	≤-41.20	48.35	≤54	PASS
				AV	2487.080	-46.26	≤-41.20	48.94	≤54	PASS
				AV	2500.000	-47.68	≤-41.20	47.52	≤54	PASS
				Peak	2483.500	-45.97	≤-21.20	49.23	≤74	PASS
				Peak	2486.640	-39.31	≤-21.20	55.89	≤74	PASS
				Peak	2500.000	-44.48	≤-21.20	50.72	≤74	PASS
11G	Ant1	Low	2412	AV	2310.000	-49.24	≤-41.20	45.96	≤54	PASS
				AV	2389.960	-41.97	≤-41.20	53.23	≤54	PASS
				AV	2390.000	-41.97	≤-41.20	53.23	≤54	PASS
				Peak	2310.000	-45.94	≤-21.20	49.26	≤74	PASS
				Peak	2385.670	-35.45	≤-21.20	59.75	≤74	PASS
				Peak	2390.000	-37.81	≤-21.20	57.39	≤74	PASS
		High	2462	AV	2483.500	-41.49	≤-41.20	53.71	≤54	PASS
				AV	2483.560	-41.6	≤-41.20	53.60	≤54	PASS
				AV	2500.000	-48.45	≤-41.20	46.75	≤54	PASS
				Peak	2483.500	-40.92	≤-21.20	54.28	≤74	PASS
				Peak	2483.890	-37.38	≤-21.20	57.82	≤74	PASS
				Peak	2500.000	-45.93	≤-21.20	49.27	≤74	PASS
11N20SISO	Ant1	Low	2412	AV	2310.000	-49.27	≤-41.20	45.93	≤54	PASS
				AV	2389.960	-43.42	≤-41.20	51.78	≤54	PASS
				AV	2390.000	-43.42	≤-41.20	51.78	≤54	PASS
				Peak	2310.000	-48.34	≤-21.20	46.86	≤74	PASS
				Peak	2389.310	-33.24	≤-21.20	61.96	≤74	PASS
				Peak	2390.000	-43	≤-21.20	52.20	≤74	PASS
		High	2462	AV	2483.500	-43.71	≤-41.20	51.49	≤54	PASS
				AV	2483.560	-43.83	≤-41.20	51.37	≤54	PASS
				AV	2500.000	-48.52	≤-41.20	46.68	≤54	PASS
				Peak	2483.500	-47.38	≤-21.20	47.82	≤74	PASS
				Peak	2495.770	-38.62	≤-21.20	56.58	≤74	PASS

				Peak	2500.000	-43.42	≤-21.20	51.78	≤74	PASS

Note：

1. The Antenna Gain is compensated in the graph.
2. The Duty Cycle Factor and RBW Factor is compensated in the graph.
3. The limit in dBm for average detector is conversion from 54dBuV/m, according to 15.209(a). The limit in dBm for peak detector is 20dB above the limit of average detector in dBm.

Test Graphs

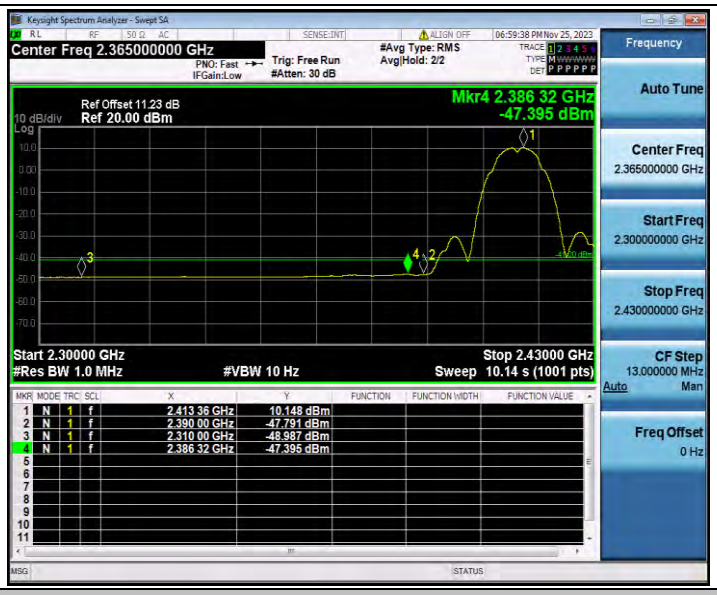

11B_Ant1_Low_2412_AV

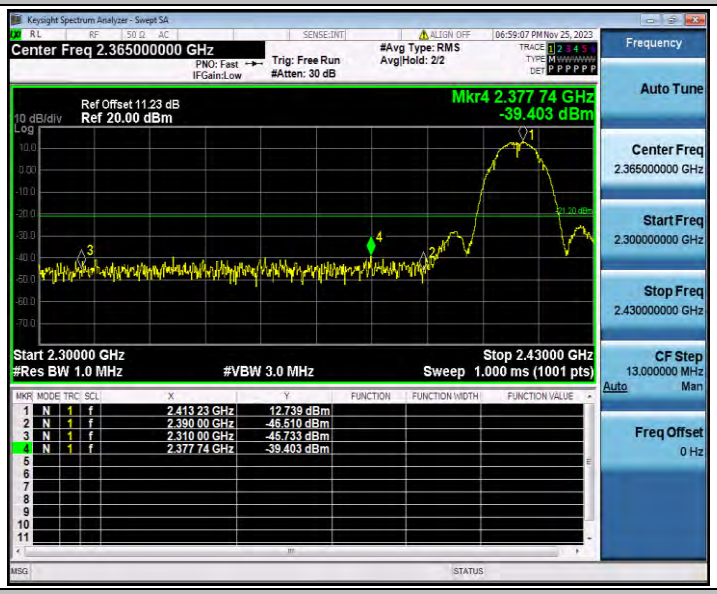

11B_Ant1_Low_2412_Peak

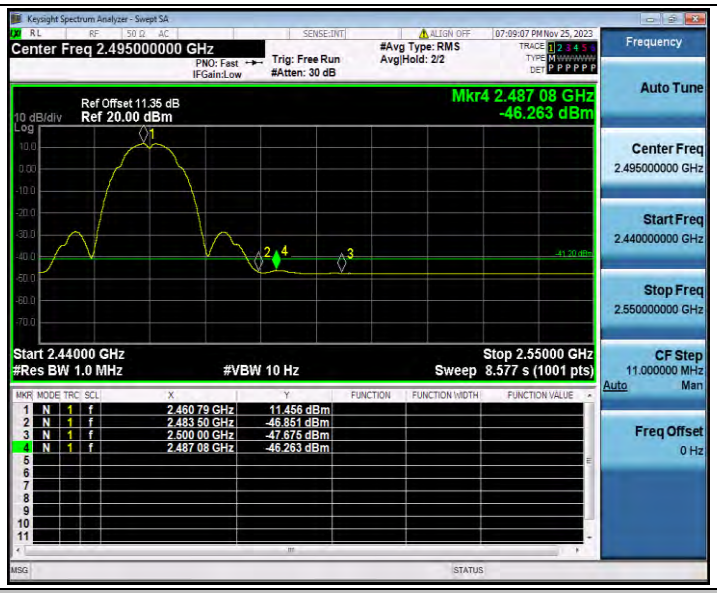

11B_Ant1_High_2462_AV

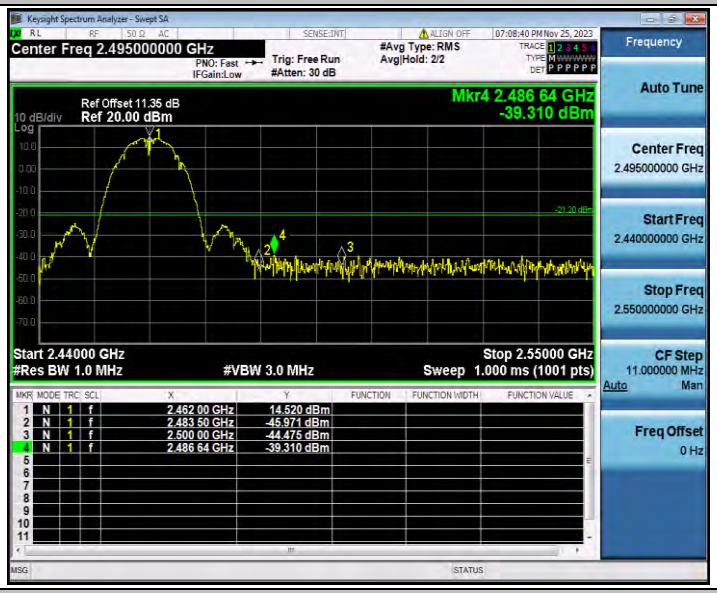

11B_Ant1_High_2462_Peak

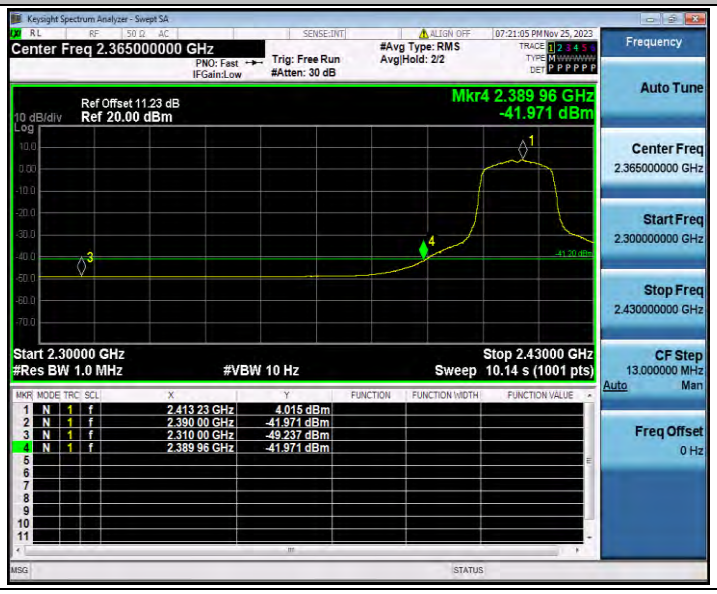

11G_Ant1_Low_2412_AV

11G_Ant1_Low_2412_Peak

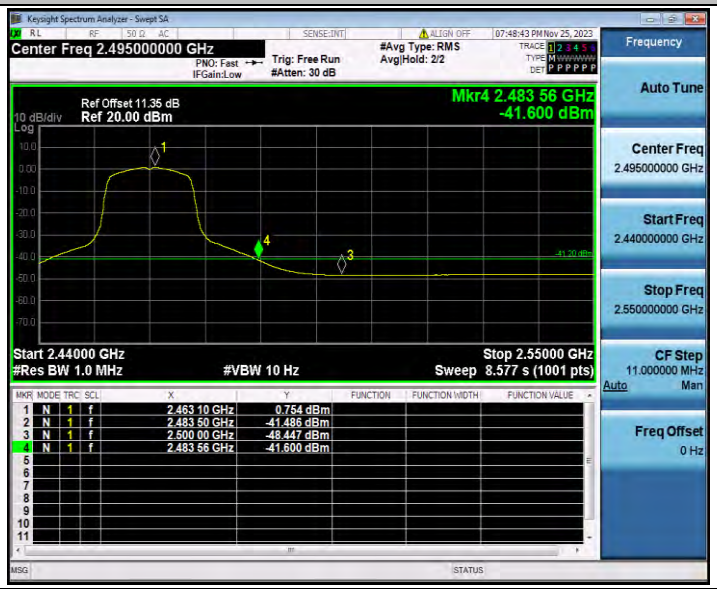

11G_Ant1_High_2462_AV

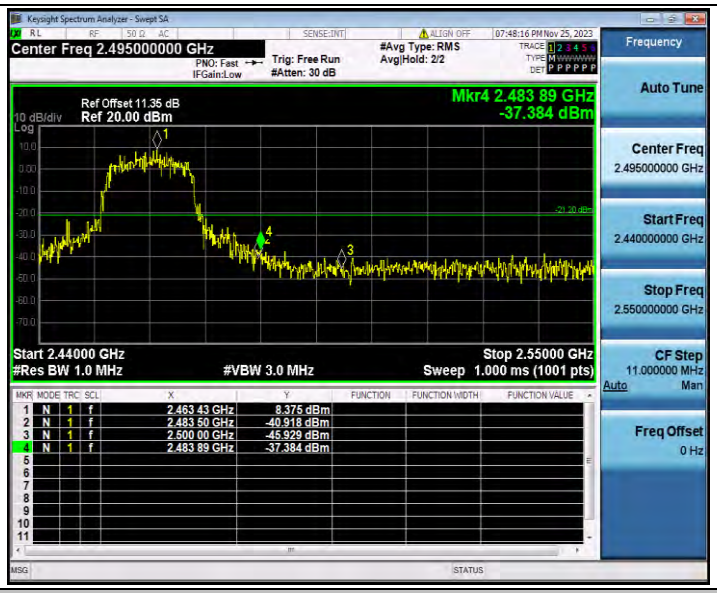

11G_Ant1_High_2462_Peak

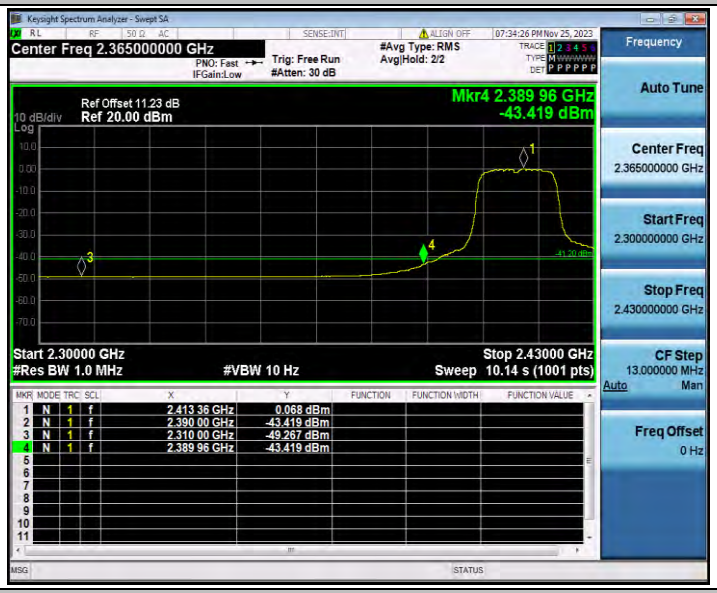

11N20SISO_Ant1_Low_2412_AV

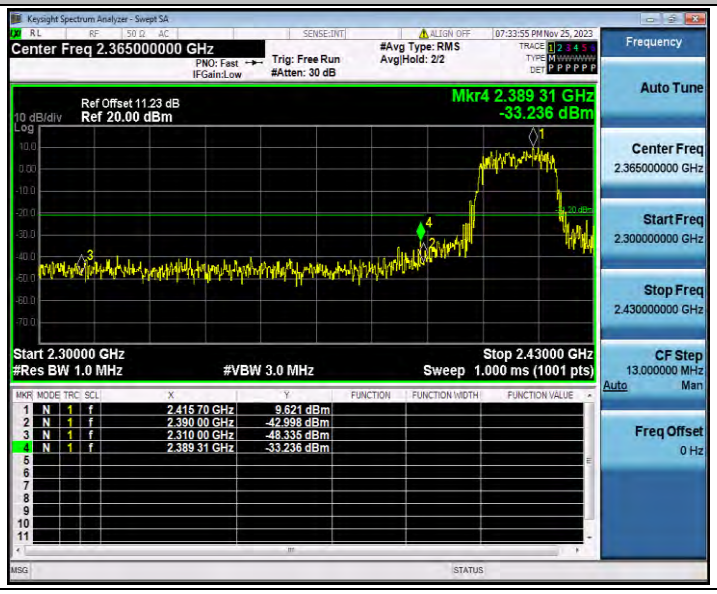

11N20SISO_Ant1_Low_2412_Peak

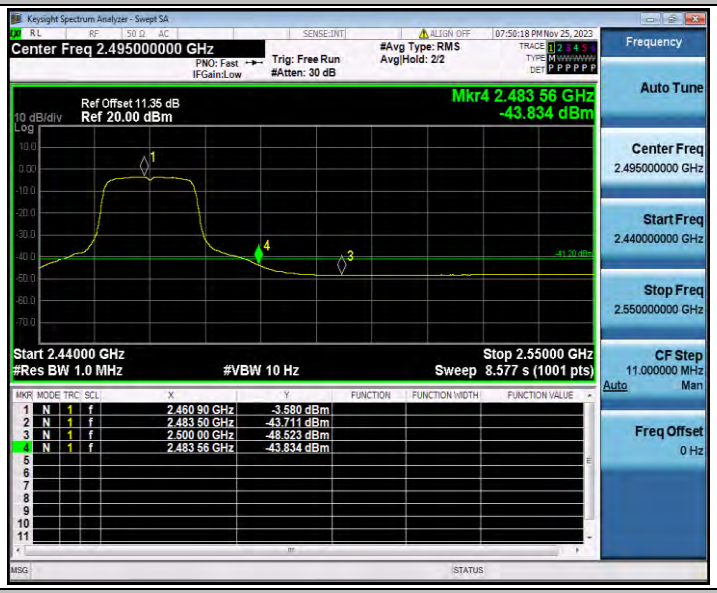

11N20SISO_Ant1_High_2462_AV

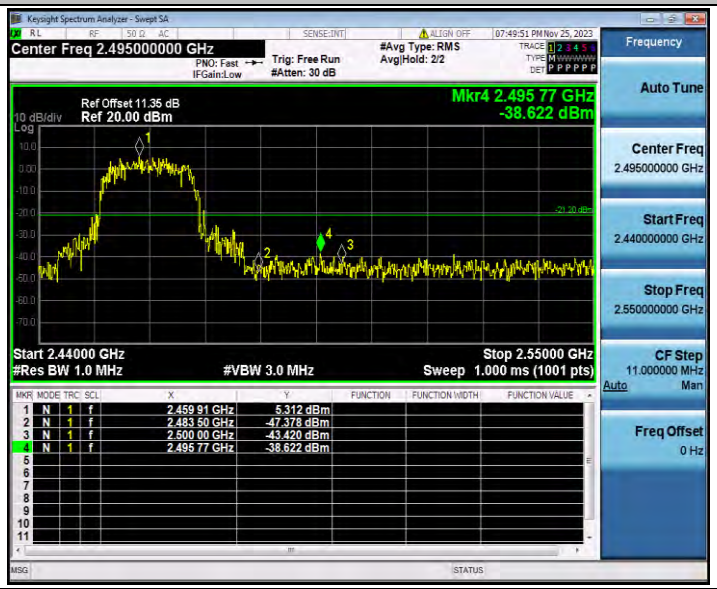

11N20SISO_Ant1_High_2462_Peak