# TR-4-E-009 Radiated Emission Test Result

| | | | |
|---|---|---|---|
| **Test Date**: | 2024-07-16 | **Tested By**: | GenLiu |
| **EUT**: | 4K OTT BOX | **Model Number**: | DV9187 |
| **Test Mode**: | N20 ANT1+2 TX 5320MHz mode | **Power Supply**: | AC 120V/60Hz |
| **Condition**: | Temp:24.5°C;Humi:47.4% | **Test Site**: | DDT 3# Chamber |
| **File Path**: | d:\ts\2024 report data\Q24062520-1E\FCC ABOVE1G 5G WIFI BIANDAI\54 | | |
| **Memo**: | Sample Number:S24052520-001 Power Setting:86 | | |

**Test Graph**

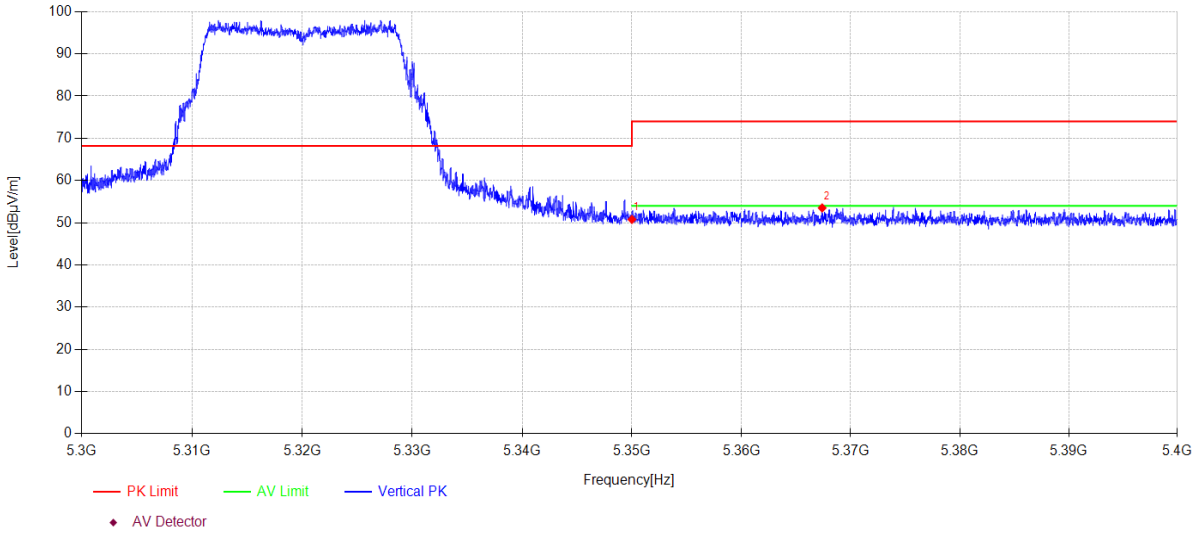


| Data List | | | | | | | | | | |
|---|---|---|---|---|---|---|---|---|---|---|
| **N O.** | **Freq. [MHz]** | **Reading [dBµV/m]** | **Antenna Factor [dB]** | **Cable loss [dB]** | **AMP [dB]** | **Level [dBµV/m]** | **Limit [dBµV/m]** | **Margin [dB]** | **Detector** | **Polarity** |
| 1 | 5350.000 | 42.30 | 33.10 | 5.41 | -30.03 | 50.78 | 68.20 | 17.42 | PK | Vertical |
| 2 | 5367.390 | 45.01 | 33.10 | 5.42 | -30.03 | 53.50 | 74.00 | 20.50 | PK | Vertical |

Note:
1. Level = Reading + Cable loss + Antenna Factor + AMP
2. If Peak Result complies with AV limit, AV Result is deemed to comply with AV limit.
3. Test setup: RBW: 1 MHz, VBW: 3 MHz, Sweep time: auto.

# TR-4-E-009 Radiated Emission Test Result

| | | | |
|---|---|---|---|
| **Test Date**: | 2024-07-16 | **Tested By**: | GenLiu |
| **EUT**: | 4K OTT BOX | **Model Number**: | DV9187 |
| **Test Mode**: | N20 ANT1+2 TX 5500MHz mode | **Power Supply**: | AC 120V/60Hz |
| **Condition**: | Temp:24.5°C;Humi:47.4% | **Test Site**: | DDT 3# Chamber |
| **File Path**: | d:\ts\2024 report data\Q24062520-1E\FCC ABOVE1G 5G WIFI BIANDAI\55 | | |
| **Memo**: | Sample Number:S24052520-001 Power Setting:86 | | |

**Test Graph**

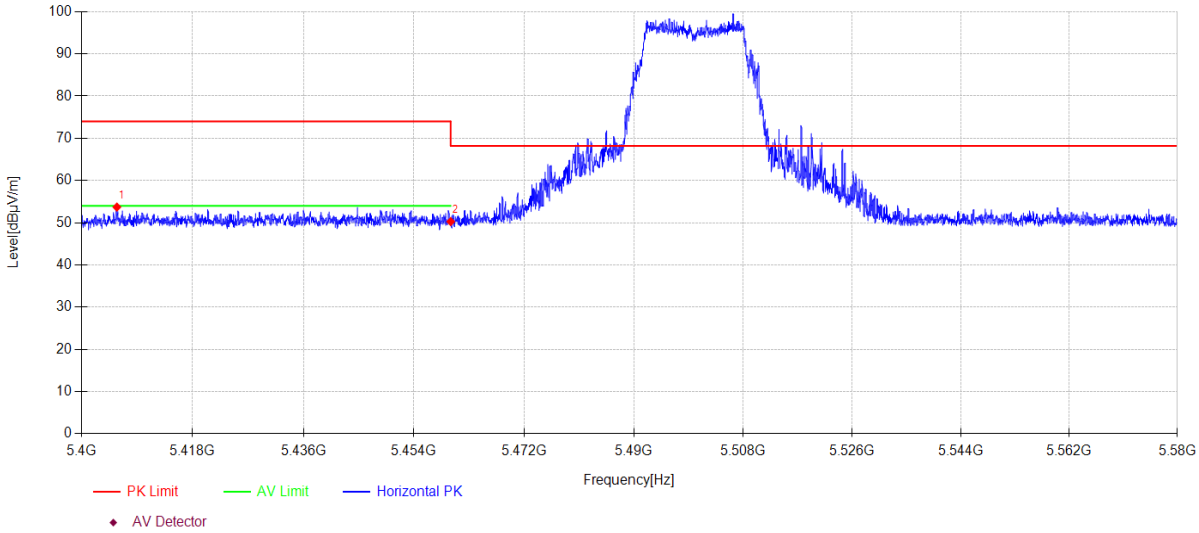


| Data List | | | | | | | | | | |
|---|---|---|---|---|---|---|---|---|---|---|
| **N O.** | **Freq. [MHz]** | **Reading [dBµV/m]** | **Antenna Factor [dB]** | **Cable loss [dB]** | **AMP [dB]** | **Level [dBµV/m]** | **Limit [dBµV/m]** | **Margin [dB]** | **Detector** | **Polarity** |
| 1 | 5405.742 | 45.20 | 33.09 | 5.45 | -30.03 | 53.71 | 74.00 | 20.29 | PK | Horizontal |
| 2 | 5460.000 | 41.81 | 33.00 | 5.48 | -30.02 | 50.27 | 68.20 | 17.93 | PK | Horizontal |

Note:
1. Level = Reading + Cable loss + Antenna Factor + AMP
2. If Peak Result complies with AV limit, AV Result is deemed to comply with AV limit.
3. Test setup: RBW: 1 MHz, VBW: 3 MHz, Sweep time: auto.

# TR-4-E-009 Radiated Emission Test Result

| | | | |
|---|---|---|---|
| **Test Date**: | 2024-07-16 | **Tested By**: | GenLiu |
| **EUT**: | 4K OTT BOX | **Model Number**: | DV9187 |
| **Test Mode**: | N20 ANT1+2 TX 5500MHz mode | **Power Supply**: | AC 120V/60Hz |
| **Condition**: | Temp:24.5°C;Humi:47.4% | **Test Site**: | DDT 3# Chamber |
| **File Path**: | d:\ts\2024 report data\Q24062520-1E\FCC ABOVE1G 5G WIFI BIANDAI\56 | | |
| **Memo**: | Sample Number:S24052520-001 Power Setting:86 | | |

**Test Graph**

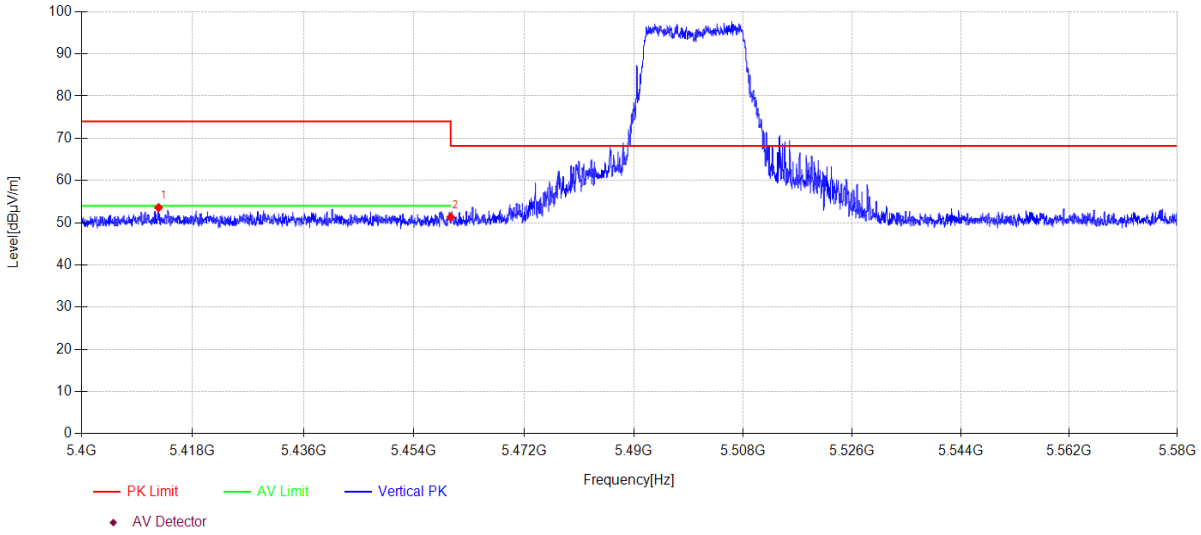


**Data List**

| N O. | Freq. [MHz] | Reading [dBµV/m] | Antenna Factor [dB] | Cable loss [dB] | AMP [dB] | Level [dBµV/m] | Limit [dBµV/m] | Margin [dB] | Detector | Polarity |
|---|---|---|---|---|---|---|---|---|---|---|
| 1 | 5412.492 | 45.08 | 33.08 | 5.45 | -30.03 | 53.58 | 74.00 | 20.42 | PK | Vertical |
| 2 | 5460.000 | 42.89 | 33.00 | 5.48 | -30.02 | 51.35 | 68.20 | 16.85 | PK | Vertical |

Note:
1. Level = Reading + Cable loss + Antenna Factor + AMP
2. If Peak Result complies with AV limit, AV Result is deemed to comply with AV limit.
3. Test setup: RBW: 1 MHz, VBW: 3 MHz, Sweep time: auto.

# TR-4-E-009 Radiated Emission Test Result

| | | | |
|---|---|---|---|
| **Test Date**: | 2024-07-19 | **Tested By**: | GenLiu |
| **EUT**: | 4K OTT BOX | **Model Number**: | DV9187 |
| **Test Mode**: | N20 ANT1+2 TX 5700MHz mode | **Power Supply**: | AC 120V/60Hz |
| **Condition**: | Temp:24.5°C;Humi:47.4% | **Test Site**: | DDT 3# Chamber |
| **File Path**: | d:\ts\2024 report data\Q24062520-1E\FCC ABOVE1G 5G WIFI BIANDAI\127 | | |
| **Memo**: | Sample Number:S24052520-001 Power Setting:70 | | |

**Test Graph**

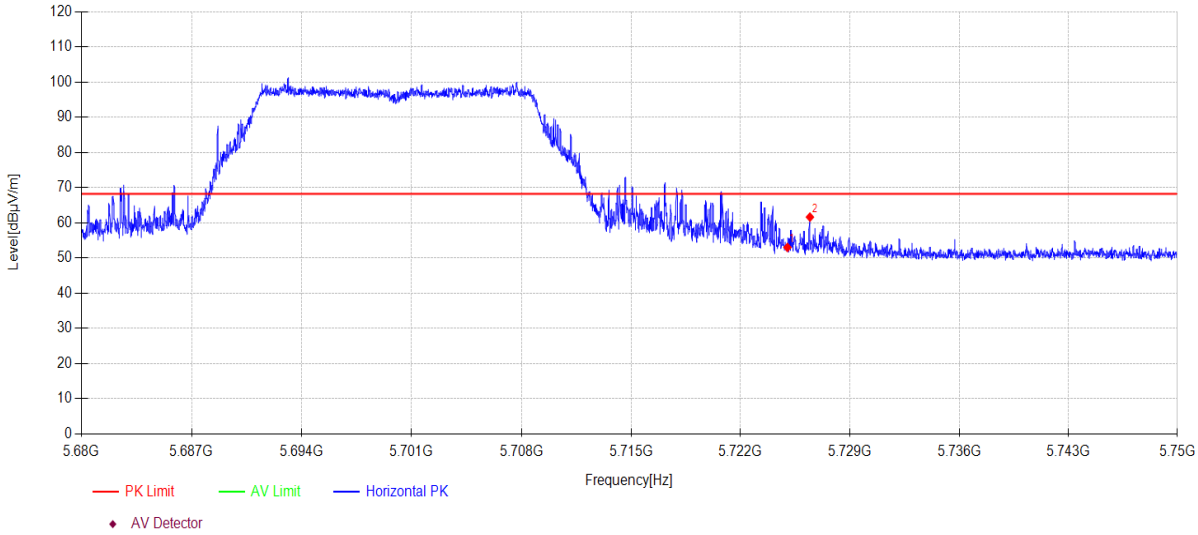


| Data List | | | | | | | | | | |
|---|---|---|---|---|---|---|---|---|---|---|
| **N O.** | **Freq. [MHz]** | **Reading [dBµV/m]** | **Antenna Factor [dB]** | **Cable loss [dB]** | **AMP [dB]** | **Level [dBµV/m]** | **Limit [dBµV/m]** | **Margin [dB]** | **Detector** | **Polarity** |
| 1 | 5725.000 | 43.56 | 33.75 | 5.66 | -29.99 | 52.98 | 68.20 | 15.22 | PK | Horizontal |
| 2 | 5726.438 | 52.17 | 33.76 | 5.66 | -29.99 | 61.60 | 68.20 | 6.60 | PK | Horizontal |

Note:
1. Level = Reading + Cable loss + Antenna Factor + AMP
2. If Peak Result complies with AV limit, AV Result is deemed to comply with AV limit.
3. Test setup: RBW: 1 MHz, VBW: 3 MHz, Sweep time: auto.

# TR-4-E-009 Radiated Emission Test Result

| | | | |
|---|---|---|---|
| **Test Date**: | 2024-07-19 | **Tested By**: | GenLiu |
| **EUT**: | 4K OTT BOX | **Model Number**: | DV9187 |
| **Test Mode**: | N20 ANT1+2 TX 5700MHz mode | **Power Supply**: | AC 120V/60Hz |
| **Condition**: | Temp:24.5°C;Humi:47.4% | **Test Site**: | DDT 3# Chamber |
| **File Path**: | d:\ts\2024 report data\Q24062520-1E\FCC ABOVE1G 5G WIFI BIANDAI\128 | | |
| **Memo**: | Sample Number:S24052520-001 Power Setting:70 | | |

**Test Graph**

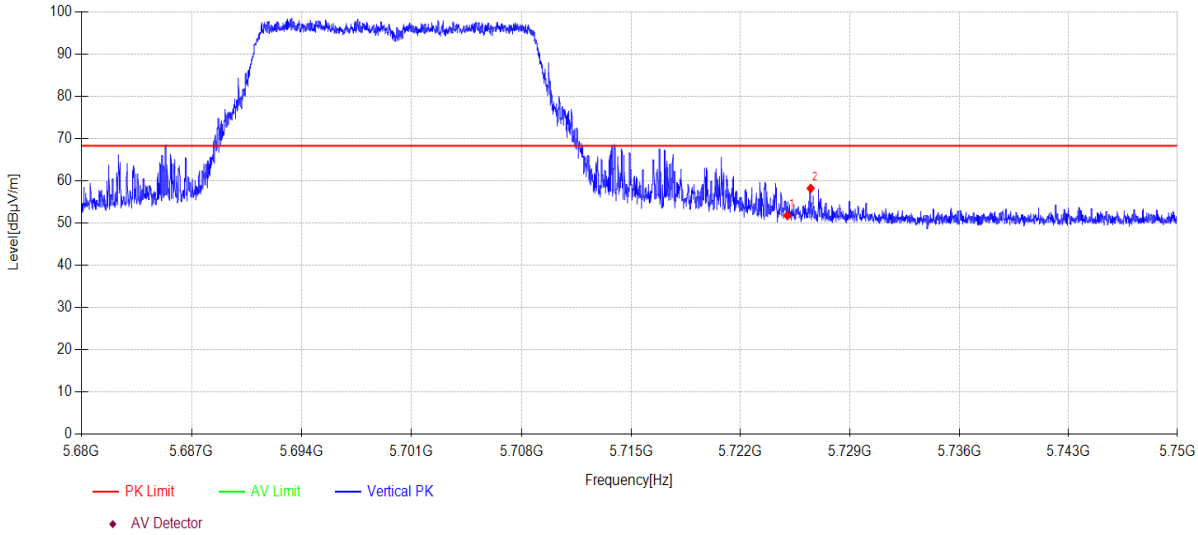


| Data List | | | | | | | | | | |
|---|---|---|---|---|---|---|---|---|---|---|
| **NO.** | **Freq. [MHz]** | **Reading [dBµV/m]** | **Antenna Factor [dB]** | **Cable loss [dB]** | **AMP [dB]** | **Level [dBµV/m]** | **Limit [dBµV/m]** | **Margin [dB]** | **Detector** | **Polarity** |
| 1 | 5725.000 | 42.29 | 33.75 | 5.66 | -29.99 | 51.71 | 68.20 | 16.49 | PK | Vertical |
| 2 | 5726.487 | 48.71 | 33.76 | 5.66 | -29.99 | 58.14 | 68.20 | 10.06 | PK | Vertical |

Note:
1. Level = Reading + Cable loss + Antenna Factor + AMP
2. If Peak Result complies with AV limit, AV Result is deemed to comply with AV limit.
3. Test setup: RBW: 1 MHz, VBW: 3 MHz, Sweep time: auto.

# TR-4-E-009 Radiated Emission Test Result

| | | | |
|---|---|---|---|
| **Test Date**: | 2024-07-16 | **Tested By**: | GenLiu |
| **EUT**: | 4K OTT BOX | **Model Number**: | DV9187 |
| **Test Mode**: | N40 ANT1+2 TX 5190MHz mode | **Power Supply**: | AC 120V/60Hz |
| **Condition**: | Temp:24.5°C;Humi:47.4% | **Test Site**: | DDT 3# Chamber |
| **File Path**: | d:\ts\2024 report data\Q24062520-1E\FCC ABOVE1G 5G WIFI BIANDAI\65 | | |
| **Memo**: | Sample Number:S24052520-001 Power Setting:76 | | |

**Test Graph**

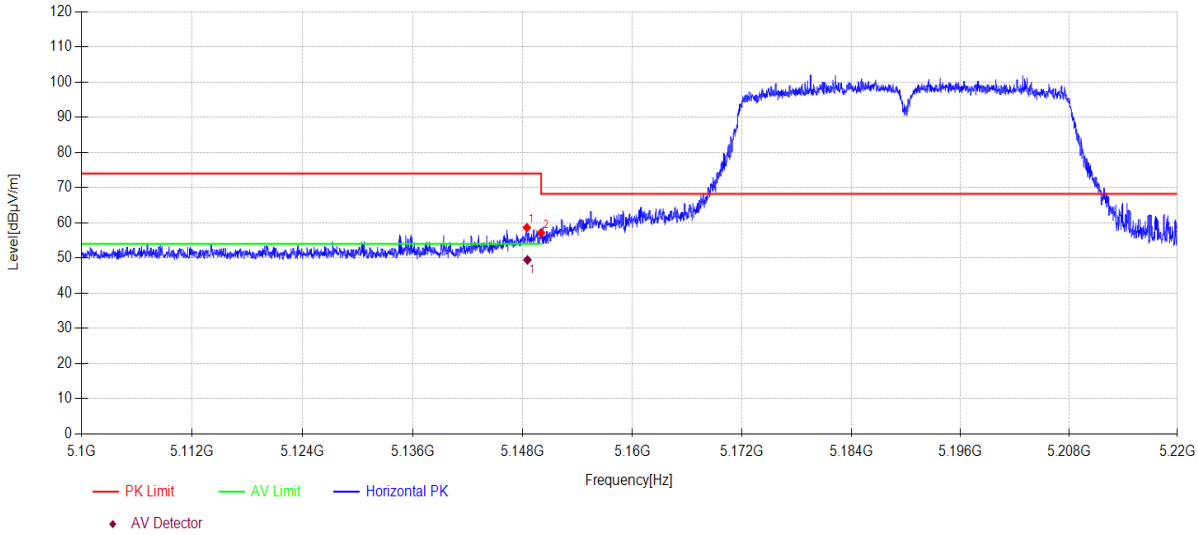


| Data List | | | | | | | | | | |
|---|---|---|---|---|---|---|---|---|---|---|
| **NO.** | **Freq. [MHz]** | **Reading [dBµV/m]** | **Antenna Factor [dB]** | **Cable loss [dB]** | **AMP [dB]** | **Level [dBµV/m]** | **Limit [dBµV/m]** | **Margin [dB]** | **Detector** | **Polarity** |
| 1 | 5148.444 | 49.97 | 33.40 | 5.28 | -30.06 | 58.59 | 74.00 | 15.41 | PK | Horizontal |
| 2 | 5150.000 | 48.53 | 33.40 | 5.28 | -30.06 | 57.15 | 68.20 | 11.05 | PK | Horizontal |

| Data List | | | | | | | | | | |
|---|---|---|---|---|---|---|---|---|---|---|
| **NO.** | **Freq. [MHz]** | **Reading [dBµV/m]** | **Antenna Factor [dB]** | **Cable loss [dB]** | **AMP [dB]** | **Level [dBµV/m]** | **Limit [dBµV/m]** | **Margin [dB]** | **Detector** | **Polarity** |
| 1 | 5148.503 | 39.52 | 33.40 | 6.57 | -30.06 | 49.43 | 54.0 | 4.57 | AV | Horizontal |

Note:
1. Level = Reading + Cable loss + Antenna Factor + AMP
2. If Peak Result complies with AV limit, AV Result is deemed to comply with AV limit.
3. Test setup: RBW: 1 MHz, VBW: 3 MHz, Sweep time: auto.

# TR-4-E-009 Radiated Emission Test Result

| | | | |
|---|---|---|---|
| **Test Date**: | 2024-07-16 | **Tested By**: | GenLiu |
| **EUT**: | 4K OTT BOX | **Model Number**: | DV9187 |
| **Test Mode**: | N40 ANT1+2 TX 5190MHz mode | **Power Supply**: | AC 120V/60Hz |
| **Condition**: | Temp:24.5°C;Humi:47.4% | **Test Site**: | DDT 3# Chamber |
| **File Path**: | d:\ts\2024 report data\Q24062520-1E\FCC ABOVE1G 5G WIFI BIANDAI\66 | | |
| **Memo**: | Sample Number:S24052520-001 Power Setting:76 | | |

**Test Graph**

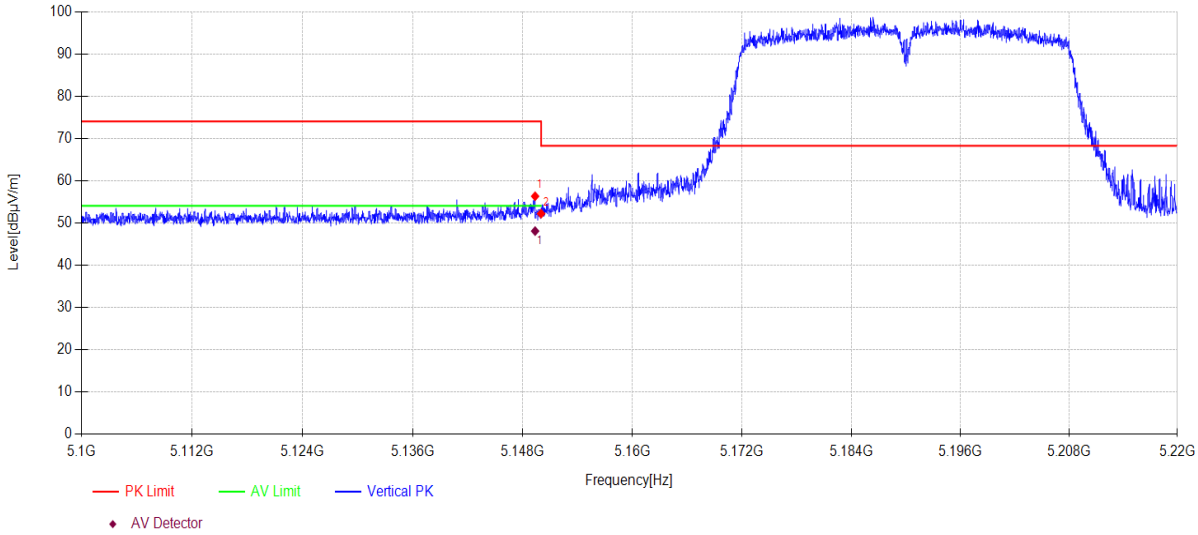


| Data List | | | | | | | | | | |
|---|---|---|---|---|---|---|---|---|---|---|
| **NO.** | **Freq. [MHz]** | **Reading [dBµV/m]** | **Antenna Factor [dB]** | **Cable loss [dB]** | **AMP [dB]** | **Level [dBµV/m]** | **Limit [dBµV/m]** | **Margin [dB]** | **Detector** | **Polarity** |
| 1 | 5149.344 | 47.66 | 33.40 | 5.28 | -30.06 | 56.28 | 74.00 | 17.72 | PK | Vertical |
| 2 | 5150.000 | 43.53 | 33.40 | 5.28 | -30.06 | 52.15 | 68.20 | 16.05 | PK | Vertical |

| Data List | | | | | | | | | | |
|---|---|---|---|---|---|---|---|---|---|---|
| **NO.** | **Freq. [MHz]** | **Reading [dBµV/m]** | **Antenna Factor [dB]** | **Cable loss [dB]** | **AMP [dB]** | **Level [dBµV/m]** | **Limit [dBµV/m]** | **Margin [dB]** | **Detector** | **Polarity** |
| 1 | 5149.344 | 39.4 | 33.40 | 5.28 | -30.06 | 48.02 | 54.0 | 5.98 | AV | Vertical |

Note:
1. Level = Reading + Cable loss + Antenna Factor + AMP
2. If Peak Result complies with AV limit, AV Result is deemed to comply with AV limit.
3. Test setup: RBW: 1 MHz, VBW: 3 MHz, Sweep time: auto.

# TR-4-E-009 Radiated Emission Test Result

| | | | |
|---|---|---|---|
| **Test Date**: | 2024-07-16 | **Tested By**: | GenLiu |
| **EUT**: | 4K OTT BOX | **Model Number**: | DV9187 |
| **Test Mode**: | N40 ANT1+2 TX 5310MHz mode | **Power Supply**: | AC 120V/60Hz |
| **Condition**: | Temp:24.5°C;Humi:47.4% | **Test Site**: | DDT 3# Chamber |
| **File Path**: | d:\ts\2024 report data\Q24062520-1E\FCC ABOVE1G 5G WIFI BIANDAI\67 | | |
| **Memo**: | Sample Number:S24052520-001 Power Setting:76 | | |

**Test Graph**

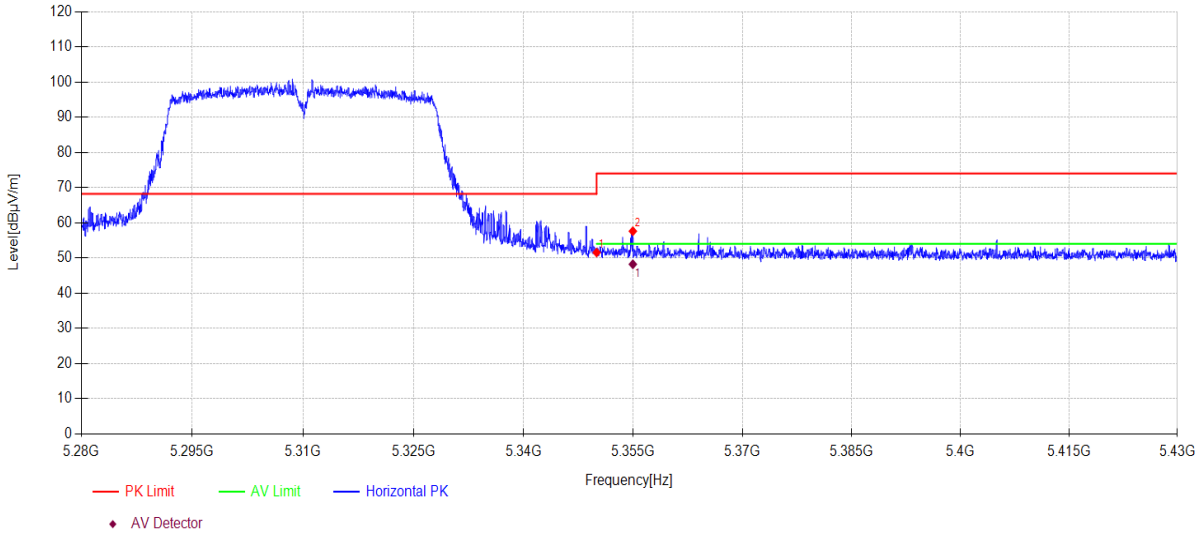


| Data List | | | | | | | | | | |
|---|---|---|---|---|---|---|---|---|---|---|
| **NO.** | **Freq. [MHz]** | **Reading [dBµV/m]** | **Antenna Factor [dB]** | **Cable loss [dB]** | **AMP [dB]** | **Level [dBµV/m]** | **Limit [dBµV/m]** | **Margin [dB]** | **Detector** | **Polarity** |
| 1 | 5350.000 | 43.05 | 33.10 | 5.41 | -30.03 | 51.53 | 74.00 | 22.47 | PK | Horizontal |
| 2 | 5354.955 | 49.12 | 33.10 | 5.41 | -30.03 | 57.60 | 74.00 | 16.40 | PK | Horizontal |

| Data List | | | | | | | | | | |
|---|---|---|---|---|---|---|---|---|---|---|
| **NO.** | **Freq. [MHz]** | **Reading [dBµV/m]** | **Antenna Factor [dB]** | **Cable loss [dB]** | **AMP [dB]** | **Level [dBµV/m]** | **Limit [dBµV/m]** | **Margin [dB]** | **Detector** | **Polarity** |
| 1 | 5354.955 | 39.71 | 33.10 | 5.41 | -30.03 | 48.19 | 54.0 | 5.81 | AV | Horizontal |

Note:
1. Level = Reading + Cable loss + Antenna Factor + AMP
2. If Peak Result complies with AV limit, AV Result is deemed to comply with AV limit.
3. Test setup: RBW: 1 MHz, VBW: 3 MHz, Sweep time: auto.

# TR-4-E-009 Radiated Emission Test Result

| | | | |
|---|---|---|---|
| **Test Date**: | 2024-07-16 | **Tested By**: | GenLiu |
| **EUT**: | 4K OTT BOX | **Model Number**: | DV9187 |
| **Test Mode**: | N40 ANT1+2 TX 5310MHz mode | **Power Supply**: | AC 120V/60Hz |
| **Condition**: | Temp:24.5°C;Humi:47.4% | **Test Site**: | DDT 3# Chamber |
| **File Path**: | d:\ts\2024 report data\Q24062520-1E\FCC ABOVE1G 5G WIFI BIANDAI\68 | | |
| **Memo**: | Sample Number:S24052520-001 Power Setting:76 | | |

**Test Graph**

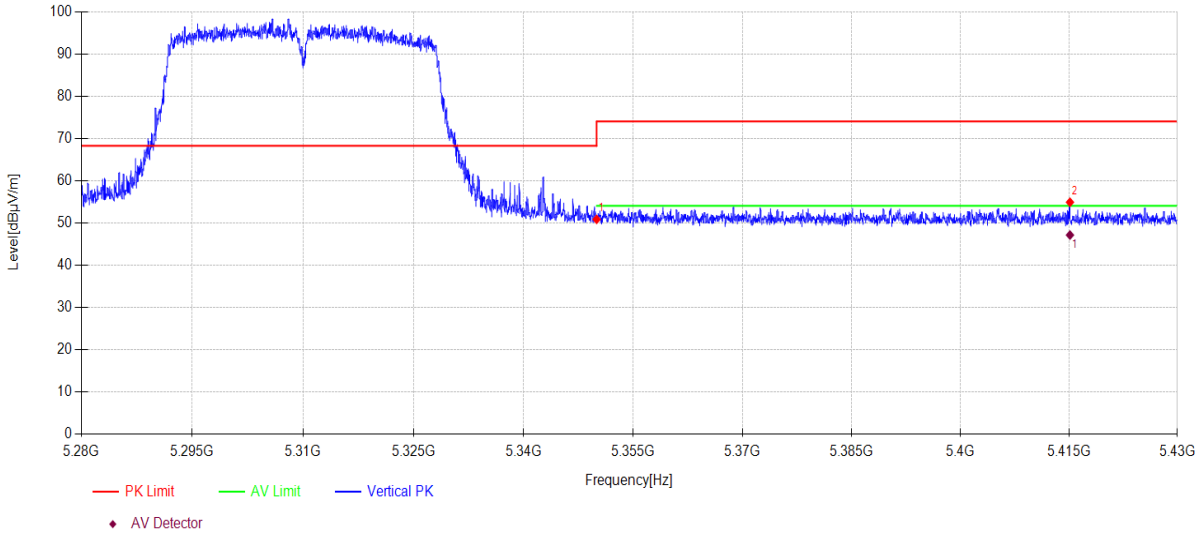


| Data List | | | | | | | | | | |
|---|---|---|---|---|---|---|---|---|---|---|
| **NO.** | **Freq. [MHz]** | **Reading [dBµV/m]** | **Antenna Factor [dB]** | **Cable loss [dB]** | **AMP [dB]** | **Level [dBµV/m]** | **Limit [dBµV/m]** | **Margin [dB]** | **Detector** | **Polarity** |
| 1 | 5350.000 | 42.32 | 33.10 | 5.41 | -30.03 | 50.80 | 74.00 | 23.20 | PK | Vertical |
| 2 | 5415.120 | 46.37 | 33.07 | 5.45 | -30.03 | 54.86 | 74.00 | 19.14 | PK | Vertical |

| Data List | | | | | | | | | | |
|---|---|---|---|---|---|---|---|---|---|---|
| **NO.** | **Freq. [MHz]** | **Reading [dBµV/m]** | **Antenna Factor [dB]** | **Cable loss [dB]** | **AMP [dB]** | **Level [dBµV/m]** | **Limit [dBµV/m]** | **Margin [dB]** | **Detector** | **Polarity** |
| 1 | 5415.120 | 38.59 | 33.07 | 5.45 | -30.03 | 47.08 | 54.0 | 6.92 | AV | Vertical |

Note:
1. Level = Reading + Cable loss + Antenna Factor + AMP
2. If Peak Result complies with AV limit, AV Result is deemed to comply with AV limit.
3. Test setup: RBW: 1 MHz, VBW: 3 MHz, Sweep time: auto.

# TR-4-E-009 Radiated Emission Test Result

| | | | |
|---|---|---|---|
| **Test Date**: | 2024-07-16 | **Tested By**: | GenLiu |
| **EUT**: | 4K OTT BOX | **Model Number**: | DV9187 |
| **Test Mode**: | N40 ANT1+2 TX 5510MHz mode | **Power Supply**: | AC 120V/60Hz |
| **Condition**: | Temp:24.5°C;Humi:47.4% | **Test Site**: | DDT 3# Chamber |
| **File Path**: | d:\ts\2024 report data\Q24062520-1E\FCC ABOVE1G 5G WIFI BIANDAI\69 | | |
| **Memo**: | Sample Number:S24052520-001 Power Setting:76 | | |

**Test Graph**

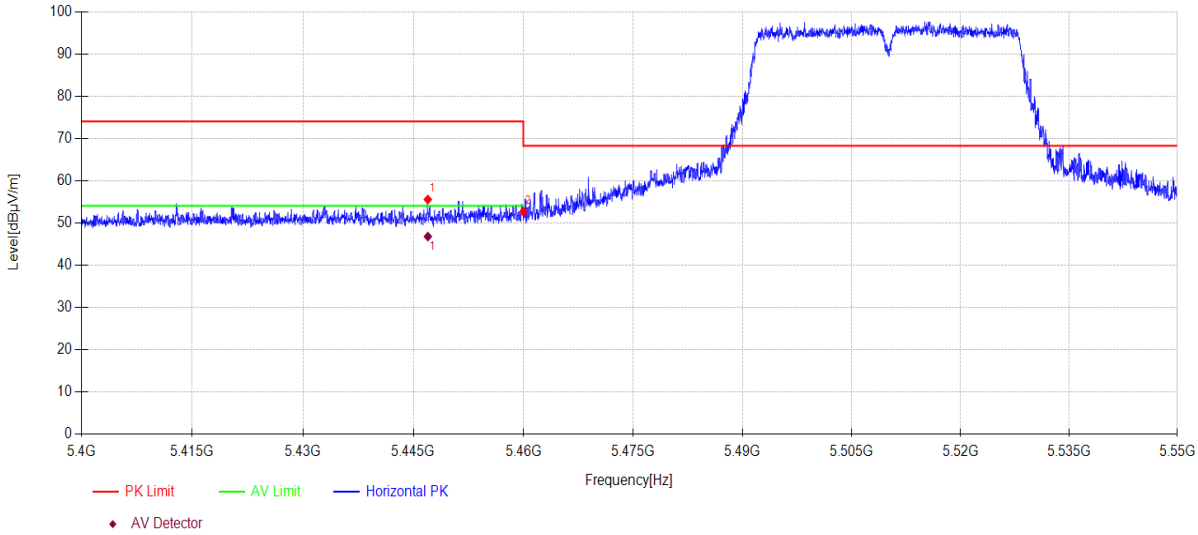


| Data List | | | | | | | | | | |
|---|---|---|---|---|---|---|---|---|---|---|
| **NO.** | **Freq. [MHz]** | **Reading [dBµV/m]** | **Antenna Factor [dB]** | **Cable loss [dB]** | **AMP [dB]** | **Level [dBµV/m]** | **Limit [dBµV/m]** | **Margin [dB]** | **Detector** | **Polarity** |
| 1 | 5446.980 | 47.04 | 33.01 | 5.48 | -30.02 | 55.51 | 74.00 | 18.49 | PK | Horizontal |
| 2 | 5460.000 | 44.14 | 33.00 | 5.48 | -30.02 | 52.60 | 68.20 | 15.60 | PK | Horizontal |

| Data List | | | | | | | | | | |
|---|---|---|---|---|---|---|---|---|---|---|
| **NO.** | **Freq. [MHz]** | **Reading [dBµV/m]** | **Antenna Factor [dB]** | **Cable loss [dB]** | **AMP [dB]** | **Level [dBµV/m]** | **Limit [dBµV/m]** | **Margin [dB]** | **Detector** | **Polarity** |
| 1 | 5446.980 | 38.26 | 33.01 | 5.48 | -30.02 | 46.73 | 54.0 | 7.27 | AV | Horizontal |

Note:
1. Level = Reading + Cable loss + Antenna Factor + AMP
2. If Peak Result complies with AV limit, AV Result is deemed to comply with AV limit.
3. Test setup: RBW: 1 MHz, VBW: 3 MHz, Sweep time: auto.

# TR-4-E-009 Radiated Emission Test Result

| | | | |
|---|---|---|---|
| **Test Date**: | 2024-07-16 | **Tested By**: | GenLiu |
| **EUT**: | 4K OTT BOX | **Model Number**: | DV9187 |
| **Test Mode**: | N40 ANT1+2 TX 5510MHz mode | **Power Supply**: | AC 120V/60Hz |
| **Condition**: | Temp:24.5°C;Humi:47.4% | **Test Site**: | DDT 3# Chamber |
| **File Path**: | d:\ts\2024 report data\Q24062520-1E\FCC ABOVE1G 5G WIFI BIANDAI\70 | | |
| **Memo**: | Sample Number:S24052520-001 Power Setting:76 | | |

**Test Graph**

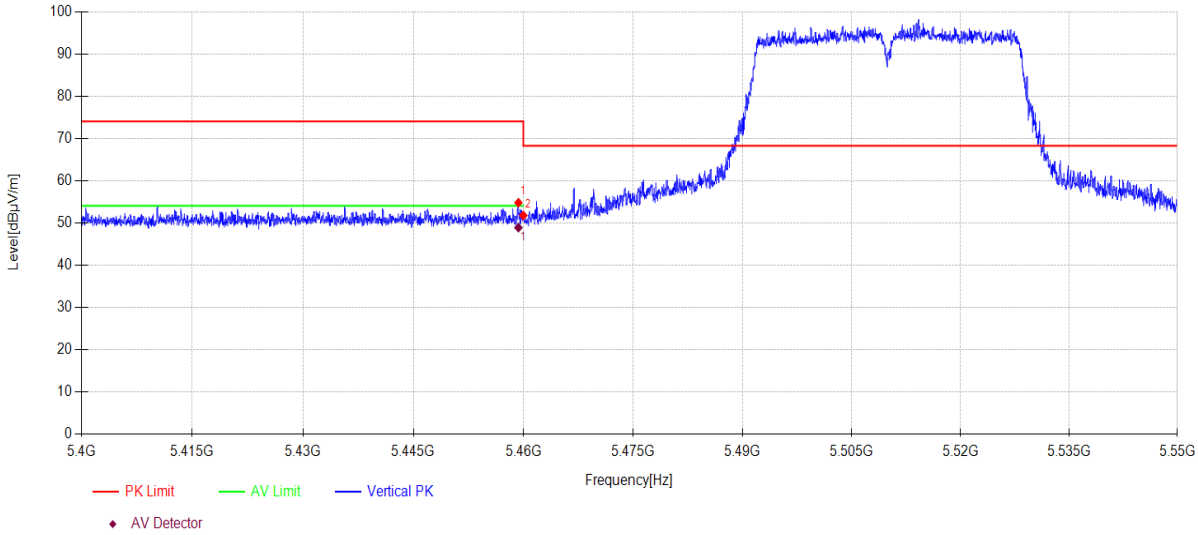


| Data List | | | | | | | | | | |
|---|---|---|---|---|---|---|---|---|---|---|
| **NO.** | **Freq. [MHz]** | **Reading [dBµV/m]** | **Antenna Factor [dB]** | **Cable loss [dB]** | **AMP [dB]** | **Level [dBµV/m]** | **Limit [dBµV/m]** | **Margin [dB]** | **Detector** | **Polarity** |
| 1 | 5459.325 | 46.28 | 33.00 | 5.48 | -30.02 | 54.74 | 74.00 | 19.26 | PK | Vertical |
| 2 | 5460.000 | 43.26 | 33.00 | 5.48 | -30.02 | 51.72 | 68.20 | 16.48 | PK | Vertical |

| Data List | | | | | | | | | | |
|---|---|---|---|---|---|---|---|---|---|---|
| **NO.** | **Freq. [MHz]** | **Reading [dBµV/m]** | **Antenna Factor [dB]** | **Cable loss [dB]** | **AMP [dB]** | **Level [dBµV/m]** | **Limit [dBµV/m]** | **Margin [dB]** | **Detector** | **Polarity** |
| 1 | 5459.325 | 40.38 | 33.00 | 5.48 | -30.02 | 48.84 | 54.0 | 5.16 | AV | Vertical |

Note:
1. Level = Reading + Cable loss + Antenna Factor + AMP
2. If Peak Result complies with AV limit, AV Result is deemed to comply with AV limit.
3. Test setup: RBW: 1 MHz, VBW: 3 MHz, Sweep time: auto.

# TR-4-E-009 Radiated Emission Test Result

| | | | |
|---|---|---|---|
| **Test Date**: | 2024-07-16 | **Tested By**: | GenLiu |
| **EUT**: | 4K OTT BOX | **Model Number**: | DV9187 |
| **Test Mode**: | N40 ANT1+2 TX 5670MHz mode | **Power Supply**: | AC 120V/60Hz |
| **Condition**: | Temp:24.5°C;Humi:47.4% | **Test Site**: | DDT 3# Chamber |
| **File Path**: | d:\ts\2024 report data\Q24062520-1E\FCC ABOVE1G 5G WIFI BIANDAI\71 | | |
| **Memo**: | Sample Number:S24052520-001 Power Setting:76 | | |

**Test Graph**

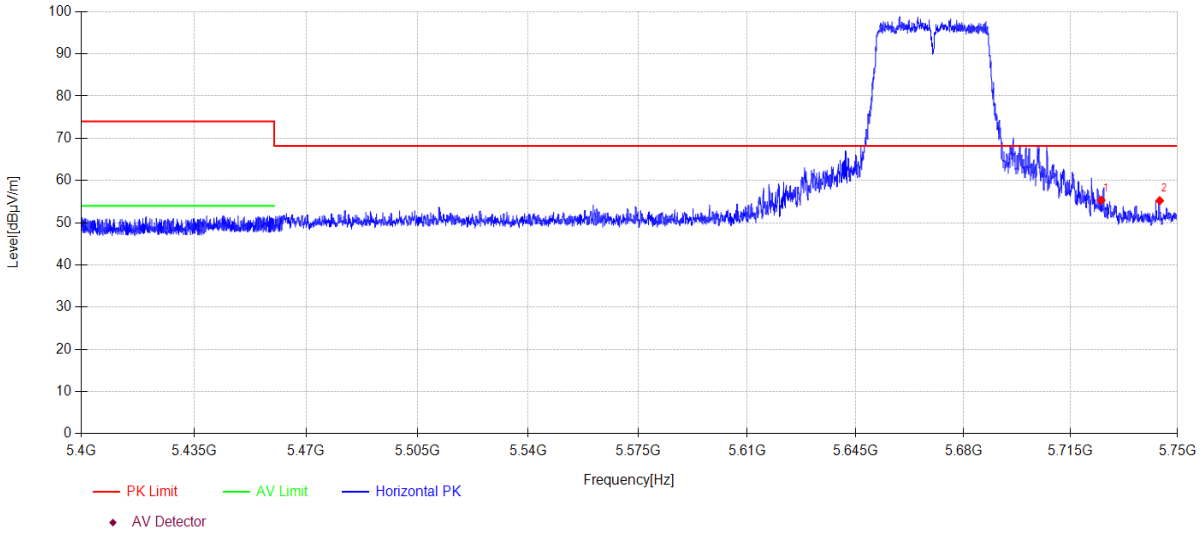


| Data List | | | | | | | | | | |
|---|---|---|---|---|---|---|---|---|---|---|
| **N O.** | **Freq. [MHz]** | **Reading [dBµV/m]** | **Antenna Factor [dB]** | **Cable loss [dB]** | **AMP [dB]** | **Level [dBµV/m]** | **Limit [dBµV/m]** | **Margin [dB]** | **Detector** | **Polarity** |
| 1 | 5725.000 | 45.91 | 33.75 | 5.66 | -29.99 | 55.33 | 68.20 | 12.87 | PK | Horizontal |
| 2 | 5744.190 | 45.66 | 33.87 | 5.67 | -29.98 | 55.22 | 68.20 | 12.98 | PK | Horizontal |

Note:
1. Level = Reading + Cable loss + Antenna Factor + AMP
2. If Peak Result complies with AV limit, AV Result is deemed to comply with AV limit.
3. Test setup: RBW: 1 MHz, VBW: 3 MHz, Sweep time: auto.

# TR-4-E-009 Radiated Emission Test Result

| | | | |
|---|---|---|---|
| **Test Date**: | 2024-07-16 | **Tested By**: | GenLiu |
| **EUT**: | 4K OTT BOX | **Model Number**: | DV9187 |
| **Test Mode**: | N40 ANT1+2 TX 5670MHz mode | **Power Supply**: | AC 120V/60Hz |
| **Condition**: | Temp:24.5°C;Humi:57.4% | **Test Site**: | DDT 3# Chamber |
| **File Path**: | d:\ts\2024 report data\Q24062520-1E\FCC ABOVE1G 5G WIFI BIANDAI\72 | | |
| **Memo**: | Sample Number:S24052520-001 Power Setting:76 | | |

**Test Graph**

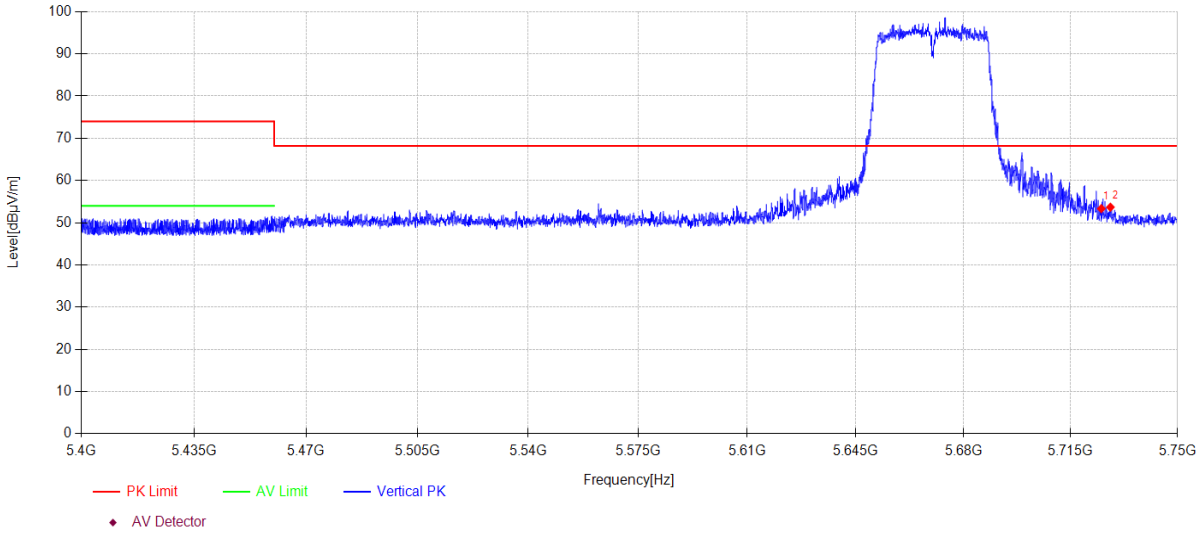


| Data List | | | | | | | | | | |
|---|---|---|---|---|---|---|---|---|---|---|
| **N O.** | **Freq. [MHz]** | **Reading [dBµV/m]** | **Antenna Factor [dB]** | **Cable loss [dB]** | **AMP [dB]** | **Level [dBµV/m]** | **Limit [dBµV/m]** | **Margin [dB]** | **Detector** | **Polarity** |
| 1 | 5725.000 | 43.92 | 33.75 | 5.66 | -29.99 | 53.34 | 68.20 | 14.86 | PK | Vertical |
| 2 | 5727.985 | 44.24 | 33.77 | 5.66 | -29.99 | 53.68 | 68.20 | 14.52 | PK | Vertical |

Note:
1. Level = Reading + Cable loss + Antenna Factor + AMP
2. If Peak Result complies with AV limit, AV Result is deemed to comply with AV limit.
3. Test setup: RBW: 1 MHz, VBW: 3 MHz, Sweep time: auto.

# TR-4-E-009 Radiated Emission Test Result

| | | | |
|---|---|---|---|
| **Test Date**: | 2024-07-17 | **Tested By**: | GenLiu |
| **EUT**: | 4K OTT BOX | **Model Number**: | DV9187 |
| **Test Mode**: | 11AC20 ANT1+2 TX 5180MHz mode | **Power Supply**: | AC 120V/60Hz |
| **Condition**: | Temp:24.5°C;Humi:47.4% | **Test Site**: | DDT 3# Chamber |
| **File Path**: | d:\ts\2024 report data\Q24062520-1E\FCC ABOVE1G 5G WIFI BIANDAI\73 | | |
| **Memo**: | Sample Number:S24052520-001 Power Setting:86 | | |

**Test Graph**

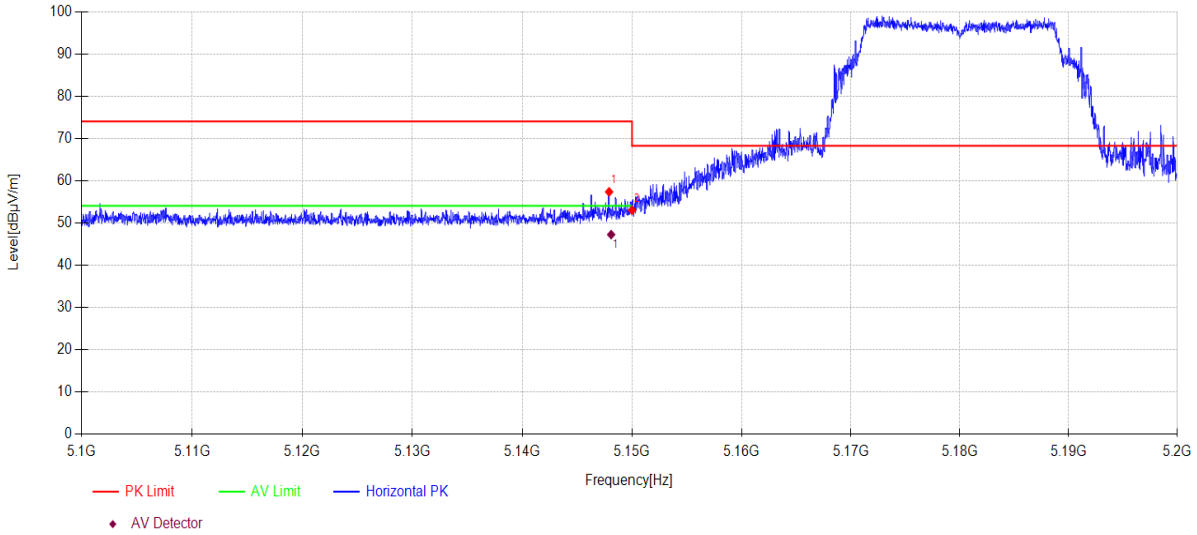


| Data List | | | | | | | | | | |
|---|---|---|---|---|---|---|---|---|---|---|
| **NO.** | **Freq. [MHz]** | **Reading [dBµV/m]** | **Antenna Factor [dB]** | **Cable loss [dB]** | **AMP [dB]** | **Level [dBµV/m]** | **Limit [dBµV/m]** | **Margin [dB]** | **Detector** | **Polarity** |
| 1 | 5147.910 | 48.70 | 33.40 | 5.28 | -30.06 | 57.32 | 74.00 | 16.68 | PK | Horizontal |
| 2 | 5150.000 | 44.35 | 33.40 | 5.28 | -30.06 | 52.97 | 68.20 | 15.23 | PK | Horizontal |

| Data List | | | | | | | | | | |
|---|---|---|---|---|---|---|---|---|---|---|
| **NO.** | **Freq. [MHz]** | **Reading [dBµV/m]** | **Antenna Factor [dB]** | **Cable loss [dB]** | **AMP [dB]** | **Level [dBµV/m]** | **Limit [dBµV/m]** | **Margin [dB]** | **Detector** | **Polarity** |
| 1 | 5148.099 | 37.28 | 33.40 | 6.57 | -30.06 | 47.19 | 54 | 6.81 | AV | Horizontal |

Note:
1. Level = Reading + Cable loss + Antenna Factor + AMP
2. If Peak Result complies with AV limit, AV Result is deemed to comply with AV limit.
3. Test setup: RBW: 1 MHz, VBW: 3 MHz, Sweep time: auto.

# TR-4-E-009 Radiated Emission Test Result

| | | | |
|---|---|---|---|
| **Test Date**: | 2024-07-17 | **Tested By**: | GenLiu |
| **EUT**: | 4K OTT BOX | **Model Number**: | DV9187 |
| **Test Mode**: | 11AC20 ANT1+2 TX 5180MHz mode | **Power Supply**: | AC 120V/60Hz |
| **Condition**: | Temp:24.5°C;Humi:47.4% | **Test Site**: | DDT 3# Chamber |
| **File Path**: | d:\ts\2024 report data\Q24062520-1E\FCC ABOVE1G 5G WIFI BIANDAI\74 | | |
| **Memo**: | Sample Number:S24052520-001 Power Setting:86 | | |

**Test Graph**

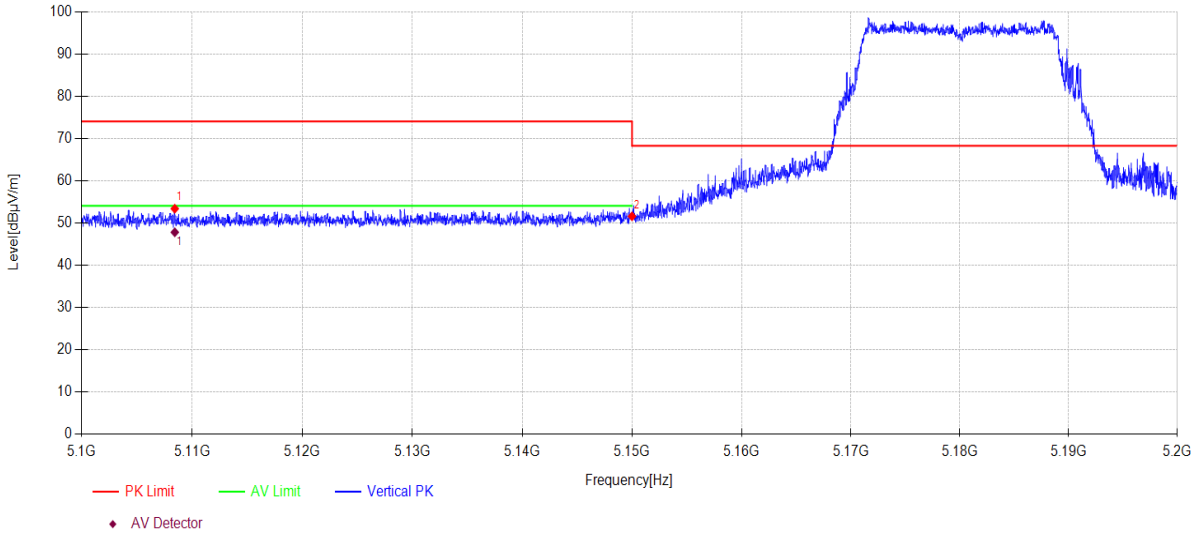


| Data List | | | | | | | | | | |
|---|---|---|---|---|---|---|---|---|---|---|
| **NO.** | **Freq. [MHz]** | **Reading [dBµV/m]** | **Antenna Factor [dB]** | **Cable loss [dB]** | **AMP [dB]** | **Level [dBµV/m]** | **Limit [dBµV/m]** | **Margin [dB]** | **Detector** | **Polarity** |
| 1 | 5108.450 | 44.75 | 33.40 | 5.25 | -30.07 | 53.33 | 74.00 | 20.67 | PK | Vertical |
| 2 | 5150.000 | 42.90 | 33.40 | 5.28 | -30.06 | 51.52 | 68.20 | 16.68 | PK | Vertical |

| Data List | | | | | | | | | | |
|---|---|---|---|---|---|---|---|---|---|---|
| **NO.** | **Freq. [MHz]** | **Reading [dBµV/m]** | **Antenna Factor [dB]** | **Cable loss [dB]** | **AMP [dB]** | **Level [dBµV/m]** | **Limit [dBµV/m]** | **Margin [dB]** | **Detector** | **Polarity** |
| 1 | 5108.450 | 39.16 | 33.40 | 5.25 | -30.07 | 47.74 | 54.0 | 6.26 | AV | Vertical |

Note:
1. Level = Reading + Cable loss + Antenna Factor + AMP
2. If Peak Result complies with AV limit, AV Result is deemed to comply with AV limit.
3. Test setup: RBW: 1 MHz, VBW: 3 MHz, Sweep time: auto.

# TR-4-E-009 Radiated Emission Test Result

| | | | |
|---|---|---|---|
| **Test Date**: | 2024-07-17 | **Tested By**: | GenLiu |
| **EUT**: | 4K OTT BOX | **Model Number**: | DV9187 |
| **Test Mode**: | 11AC20 ANT1+2 TX 5320MHz mode | **Power Supply**: | AC 120V/60Hz |
| **Condition**: | Temp:24.5°C;Humi:47.4% | **Test Site**: | DDT 3# Chamber |
| **File Path**: | d:\ts\2024 report data\Q24062520-1E\FCC ABOVE1G 5G WIFI BIANDAI\75 | | |
| **Memo**: | Sample Number:S24052520-001 Power Setting:86 | | |

**Test Graph**

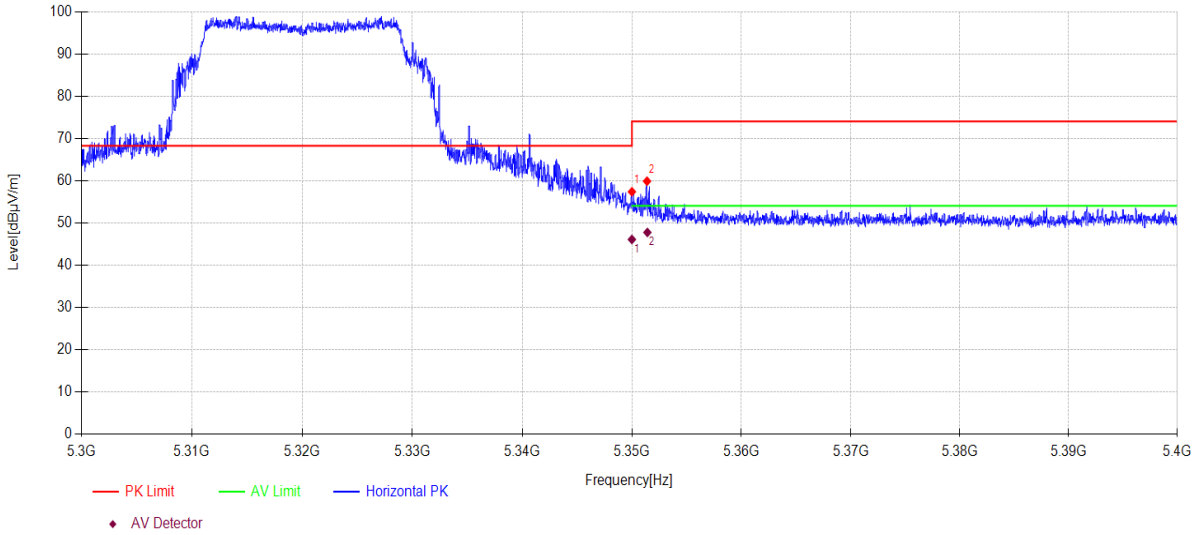


| Data List | | | | | | | | | | |
|---|---|---|---|---|---|---|---|---|---|---|
| **NO.** | **Freq. [MHz]** | **Reading [dBµV/m]** | **Antenna Factor [dB]** | **Cable loss [dB]** | **AMP [dB]** | **Level [dBµV/m]** | **Limit [dBµV/m]** | **Margin [dB]** | **Detector** | **Polarity** |
| 1 | 5350.000 | 48.86 | 33.10 | 5.41 | -30.03 | 57.34 | 68.20 | 10.86 | PK | Horizontal |
| 2 | 5351.380 | 51.37 | 33.10 | 5.41 | -30.03 | 59.85 | 74.00 | 14.15 | PK | Horizontal |

| Data List | | | | | | | | | | |
|---|---|---|---|---|---|---|---|---|---|---|
| **NO.** | **Freq. [MHz]** | **Reading [dBµV/m]** | **Antenna Factor [dB]** | **Cable loss [dB]** | **AMP [dB]** | **Level [dBµV/m]** | **Limit [dBµV/m]** | **Margin [dB]** | **Detector** | **Polarity** |
| 1 | 5350.000 | 37.56 | 33.10 | 5.41 | -30.03 | 46.04 | 54 | 7.96 | AV | Horizontal |
| 2 | 5351.414 | 37.97 | 33.10 | 6.67 | -30.03 | 47.71 | 54 | 6.29 | AV | Horizontal |

Note:
1. Level = Reading + Cable loss + Antenna Factor + AMP
2. If Peak Result complies with AV limit, AV Result is deemed to comply with AV limit.
3. Test setup: RBW: 1 MHz, VBW: 3 MHz, Sweep time: auto.

# TR-4-E-009 Radiated Emission Test Result

| | | | |
|---|---|---|---|
| **Test Date**: | 2024-07-17 | **Tested By**: | GenLiu |
| **EUT**: | 4K OTT BOX | **Model Number**: | DV9187 |
| **Test Mode**: | 11AC20 ANT1+2 TX 5320MHz mode | **Power Supply**: | AC 120V/60Hz |
| **Condition**: | Temp:24.5°C;Humi:47.4% | **Test Site**: | DDT 3# Chamber |
| **File Path**: | d:\ts\2024 report data\Q24062520-1E\FCC ABOVE1G 5G WIFI BIANDAI\76 | | |
| **Memo**: | Sample Number:S24052520-001 Power Setting:86 | | |

**Test Graph**

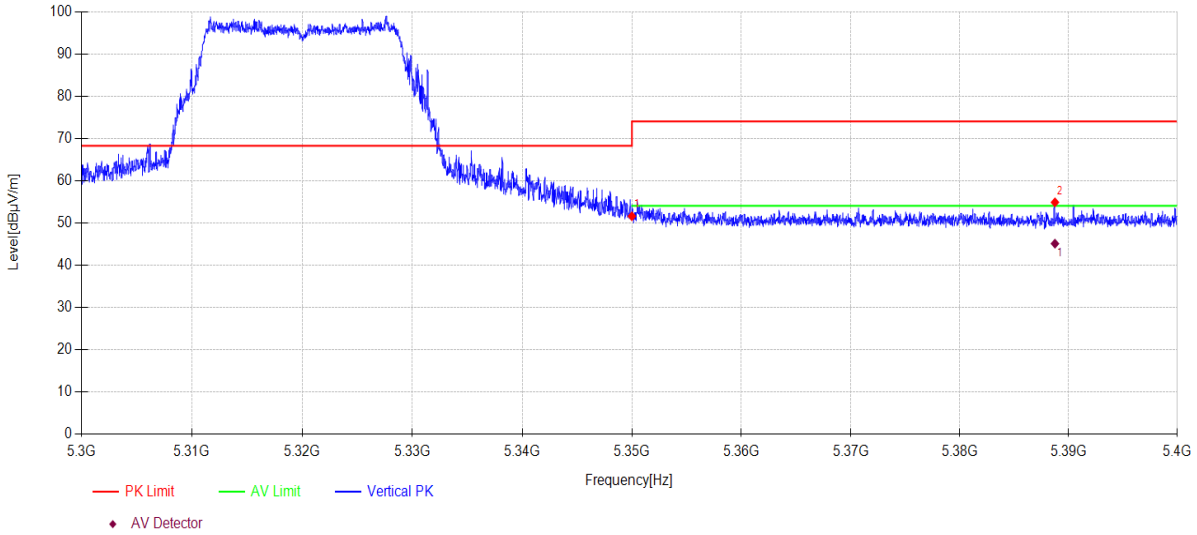


| Data List | | | | | | | | | | |
|---|---|---|---|---|---|---|---|---|---|---|
| **NO.** | **Freq. [MHz]** | **Reading [dBµV/m]** | **Antenna Factor [dB]** | **Cable loss [dB]** | **AMP [dB]** | **Level [dBµV/m]** | **Limit [dBµV/m]** | **Margin [dB]** | **Detector** | **Polarity** |
| 1 | 5350.000 | 43.06 | 33.10 | 5.41 | -30.03 | 51.54 | 68.20 | 16.66 | PK | Vertical |
| 2 | 5388.740 | 46.33 | 33.10 | 5.44 | -30.03 | 54.84 | 74.00 | 19.16 | PK | Vertical |

| Data List | | | | | | | | | | |
|---|---|---|---|---|---|---|---|---|---|---|
| **NO.** | **Freq. [MHz]** | **Reading [dBµV/m]** | **Antenna Factor [dB]** | **Cable loss [dB]** | **AMP [dB]** | **Level [dBµV/m]** | **Limit [dBµV/m]** | **Margin [dB]** | **Detector** | **Polarity** |
| 1 | 5388.740 | 36.54 | 33.10 | 5.44 | -30.03 | 45.05 | 54 | 8.95 | AV | Vertical |

Note:
1. Level = Reading + Cable loss + Antenna Factor + AMP
2. If Peak Result complies with AV limit, AV Result is deemed to comply with AV limit.
3. Test setup: RBW: 1 MHz, VBW: 3 MHz, Sweep time: auto.

# TR-4-E-009 Radiated Emission Test Result

| | | | |
|---|---|---|---|
| **Test Date**: | 2024-07-17 | **Tested By**: | GenLiu |
| **EUT**: | 4K OTT BOX | **Model Number**: | DV9187 |
| **Test Mode**: | 11AC20 ANT1+2 TX 5500MHz mode | **Power Supply**: | AC 120V/60Hz |
| **Condition**: | Temp:24.5°C;Humi:47.4% | **Test Site**: | DDT 3# Chamber |
| **File Path**: | d:\ts\2024 report data\Q24062520-1E\FCC ABOVE1G 5G WIFI BIANDAI\77 | | |
| **Memo**: | Sample Number:S24052520-001 Power Setting:86 | | |

**Test Graph**

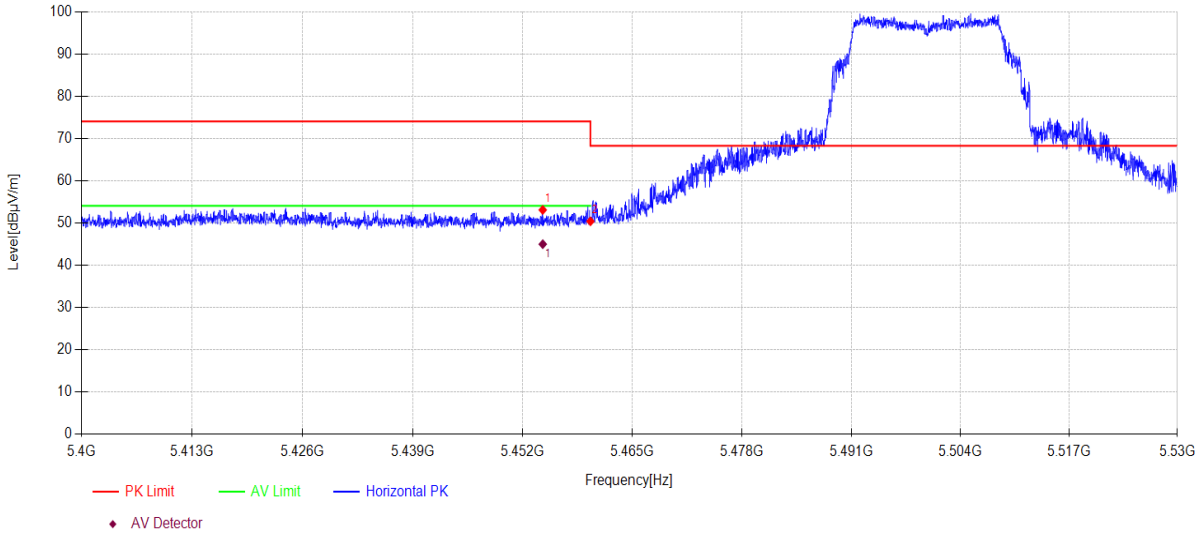


| Data List | | | | | | | | | | |
|---|---|---|---|---|---|---|---|---|---|---|
| **NO.** | **Freq. [MHz]** | **Reading [dBµV/m]** | **Antenna Factor [dB]** | **Cable loss [dB]** | **AMP [dB]** | **Level [dBµV/m]** | **Limit [dBµV/m]** | **Margin [dB]** | **Detector** | **Polarity** |
| 1 | 5454.353 | 44.58 | 33.00 | 5.48 | -30.02 | 53.04 | 74.00 | 20.96 | PK | Horizontal |
| 2 | 5460.000 | 41.88 | 33.00 | 5.48 | -30.02 | 50.34 | 68.20 | 17.86 | PK | Horizontal |

| Data List | | | | | | | | | | |
|---|---|---|---|---|---|---|---|---|---|---|
| **NO.** | **Freq. [MHz]** | **Reading [dBµV/m]** | **Antenna Factor [dB]** | **Cable loss [dB]** | **AMP [dB]** | **Level [dBµV/m]** | **Limit [dBµV/m]** | **Margin [dB]** | **Detector** | **Polarity** |
| 1 | 5454.353 | 36.46 | 33.00 | 5.48 | -30.02 | 44.92 | 54 | 9.08 | AV | Horizontal |

Note:
1. Level = Reading + Cable loss + Antenna Factor + AMP
2. If Peak Result complies with AV limit, AV Result is deemed to comply with AV limit.
3. Test setup: RBW: 1 MHz, VBW: 3 MHz, Sweep time: auto.

# TR-4-E-009 Radiated Emission Test Result

| | | | |
|---|---|---|---|
| **Test Date**: | 2024-07-17 | **Tested By**: | GenLiu |
| **EUT**: | 4K OTT BOX | **Model Number**: | DV9187 |
| **Test Mode**: | 11AC20 ANT1+2 TX 5500MHz mode | **Power Supply**: | AC 120V/60Hz |
| **Condition**: | Temp:24.5°C;Humi:47.4% | **Test Site**: | DDT 3# Chamber |
| **File Path**: | d:\ts\2024 report data\Q24062520-1E\FCC ABOVE1G 5G WIFI BIANDAI\78 | | |
| **Memo**: | Sample Number:S24052520-001 Power Setting:86 | | |

**Test Graph**

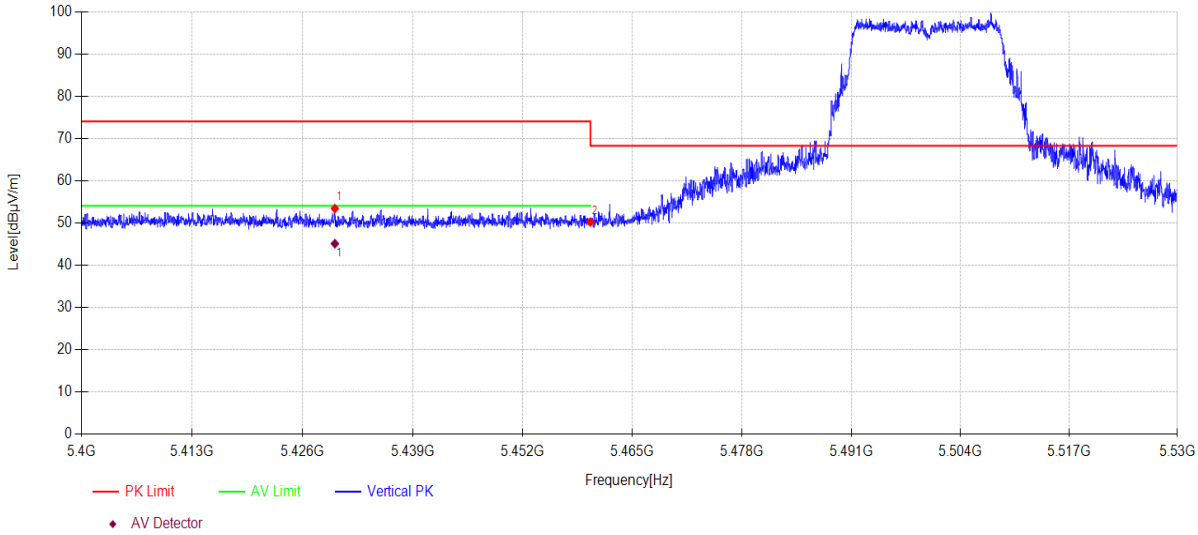


| Data List | | | | | | | | | | |
|---|---|---|---|---|---|---|---|---|---|---|
| **NO.** | **Freq. [MHz]** | **Reading [dBµV/m]** | **Antenna Factor [dB]** | **Cable loss [dB]** | **AMP [dB]** | **Level [dBµV/m]** | **Limit [dBµV/m]** | **Margin [dB]** | **Detector** | **Polarity** |
| 1 | 5429.796 | 44.88 | 33.04 | 5.46 | -30.02 | 53.36 | 74.00 | 20.64 | PK | Vertical |
| 2 | 5460.000 | 41.71 | 33.00 | 5.48 | -30.02 | 50.17 | 68.20 | 18.03 | PK | Vertical |

| Data List | | | | | | | | | | |
|---|---|---|---|---|---|---|---|---|---|---|
| **NO.** | **Freq. [MHz]** | **Reading [dBµV/m]** | **Antenna Factor [dB]** | **Cable loss [dB]** | **AMP [dB]** | **Level [dBµV/m]** | **Limit [dBµV/m]** | **Margin [dB]** | **Detector** | **Polarity** |
| 1 | 5429.796 | 36.56 | 33.04 | 5.46 | -30.02 | 45.04 | 54 | 8.96 | AV | Vertical |

Note:
1. Level = Reading + Cable loss + Antenna Factor + AMP
2. If Peak Result complies with AV limit, AV Result is deemed to comply with AV limit.
3. Test setup: RBW: 1 MHz, VBW: 3 MHz, Sweep time: auto.

# TR-4-E-009 Radiated Emission Test Result

| | | | |
|---|---|---|---|
| **Test Date**: | 2024-07-17 | **Tested By**: | GenLiu |
| **EUT**: | 4K OTT BOX | **Model Number**: | DV9187 |
| **Test Mode**: | 11AC20 ANT1+2 TX 5700MHz mode | **Power Supply**: | AC 120V/60Hz |
| **Condition**: | Temp:24.5°C;Humi:47.4% | **Test Site**: | DDT 3# Chamber |
| **File Path**: | d:\ts\2024 report data\Q24062520-1E\FCC ABOVE1G 5G WIFI BIANDAI\81 | | |
| **Memo**: | Sample Number:S24052520-001 Power Setting:76 | | |

**Test Graph**

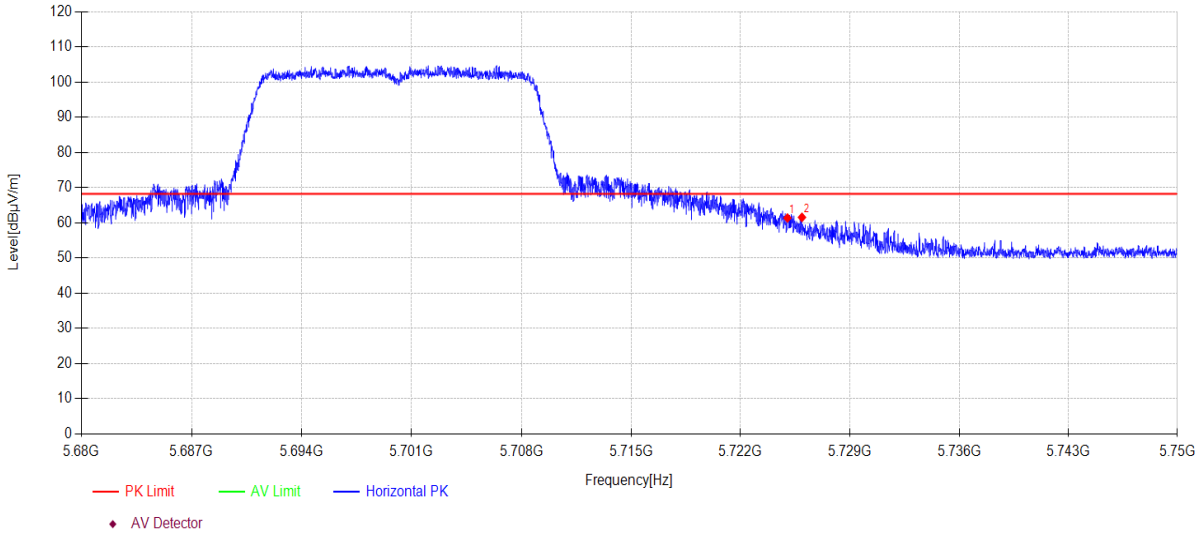


| Data List | | | | | | | | | | |
|---|---|---|---|---|---|---|---|---|---|---|
| **NO.** | **Freq. [MHz]** | **Reading [dBµV/m]** | **Antenna Factor [dB]** | **Cable loss [dB]** | **AMP [dB]** | **Level [dBµV/m]** | **Limit [dBµV/m]** | **Margin [dB]** | **Detector** | **Polarity** |
| 1 | 5725.000 | 51.93 | 33.75 | 5.66 | -29.99 | 61.35 | 68.20 | 6.85 | PK | Horizontal |
| 2 | 5725.927 | 52.10 | 33.76 | 5.66 | -29.99 | 61.53 | 68.20 | 6.67 | PK | Horizontal |

Note:
1. Level = Reading + Cable loss + Antenna Factor + AMP
2. If Peak Result complies with AV limit, AV Result is deemed to comply with AV limit.
3. Test setup: RBW: 1 MHz, VBW: 3 MHz, Sweep time: auto.

# TR-4-E-009 Radiated Emission Test Result

| | | | |
|---|---|---|---|
| **Test Date**: | 2024-07-17 | **Tested By**: | GenLiu |
| **EUT**: | 4K OTT BOX | **Model Number**: | DV9187 |
| **Test Mode**: | 11AC20 ANT1+2 TX 5700MHz mode | **Power Supply**: | AC 120V/60Hz |
| **Condition**: | Temp:24.5°C;Humi:47.4% | **Test Site**: | DDT 3# Chamber |
| **File Path**: | d:\ts\2024 report data\Q24062520-1E\FCC ABOVE1G 5G WIFI BIANDAI\82 | | |
| **Memo**: | Sample Number:S24052520-001 Power Setting:76 | | |

**Test Graph**

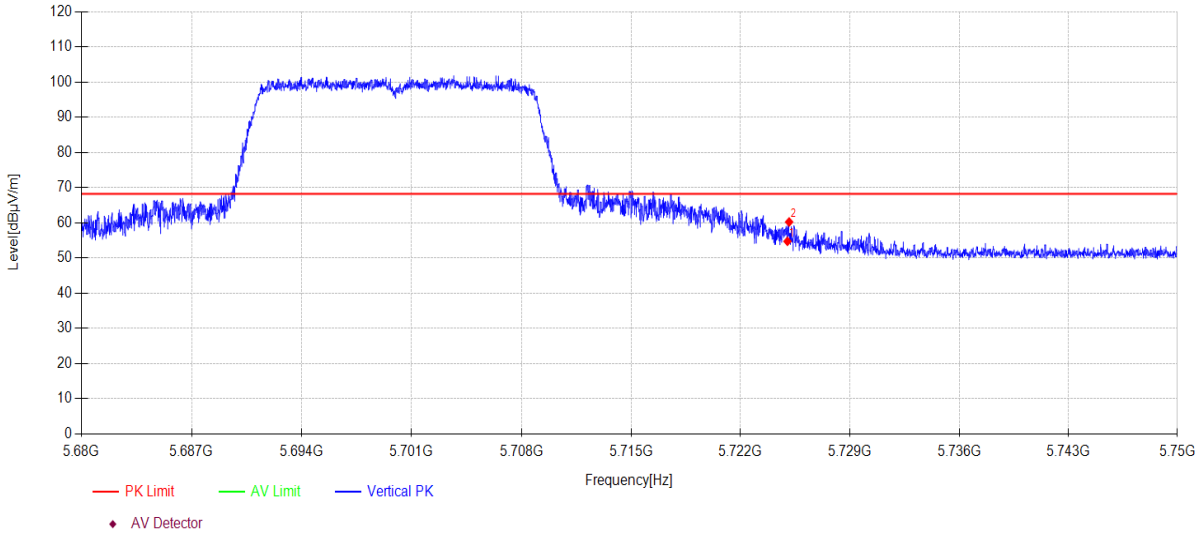


| Data List | | | | | | | | | | |
|---|---|---|---|---|---|---|---|---|---|---|
| **N O.** | **Freq. [MHz]** | **Reading [dBµV/m]** | **Antenna Factor [dB]** | **Cable loss [dB]** | **AMP [dB]** | **Level [dBµV/m]** | **Limit [dBµV/m]** | **Margin [dB]** | **Detector** | **Polarity** |
| 1 | 5725.000 | 45.30 | 33.75 | 5.66 | -29.99 | 54.72 | 68.20 | 13.48 | PK | Vertical |
| 2 | 5725.108 | 50.80 | 33.75 | 5.66 | -29.99 | 60.22 | 68.20 | 7.98 | PK | Vertical |

Note:
1. Level = Reading + Cable loss + Antenna Factor + AMP
2. If Peak Result complies with AV limit, AV Result is deemed to comply with AV limit.
3. Test setup: RBW: 1 MHz, VBW: 3 MHz, Sweep time: auto.

# TR-4-E-009 Radiated Emission Test Result

| | | | |
|---|---|---|---|
| **Test Date**: | 2024-07-17 | **Tested By**: | GenLiu |
| **EUT**: | 4K OTT BOX | **Model Number**: | DV9187 |
| **Test Mode**: | 11AC40 ANT1+2 TX 5190MHz mode | **Power Supply**: | AC 120V/60Hz |
| **Condition**: | Temp:24.5°C;Humi:47.4% | **Test Site**: | DDT 3# Chamber |
| **File Path**: | d:\ts\2024 report data\Q24062520-1E\FCC ABOVE1G 5G WIFI BIANDAI\87 | | |
| **Memo**: | Sample Number:S24052520-001 Power Setting:70 | | |

**Test Graph**

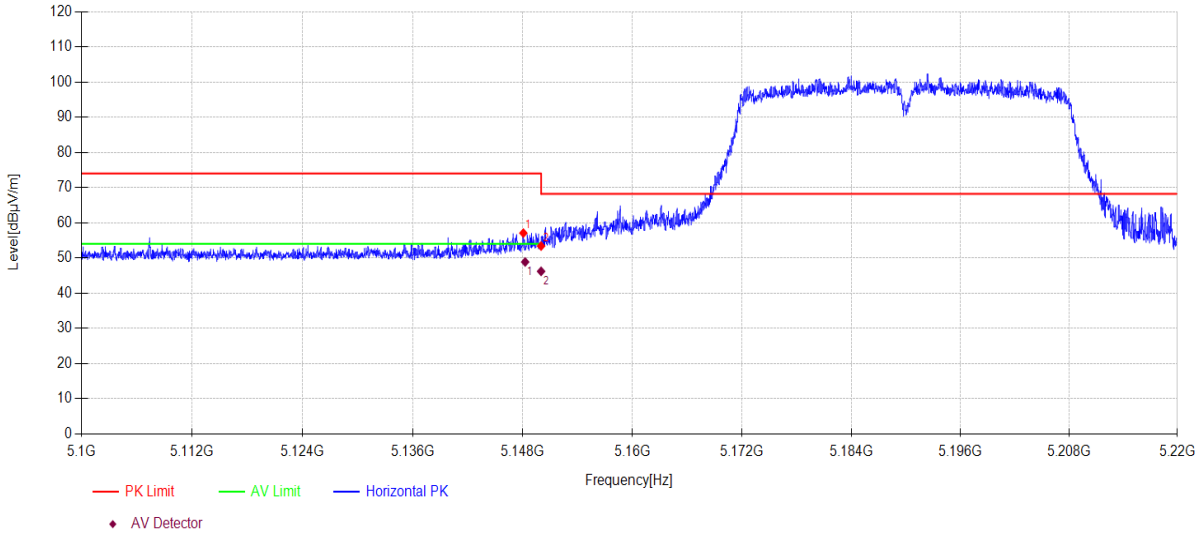


| Data List | | | | | | | | | | |
|---|---|---|---|---|---|---|---|---|---|---|
| **NO.** | **Freq. [MHz]** | **Reading [dBµV/m]** | **Antenna Factor [dB]** | **Cable loss [dB]** | **AMP [dB]** | **Level [dBµV/m]** | **Limit [dBµV/m]** | **Margin [dB]** | **Detector** | **Polarity** |
| 1 | 5148.060 | 48.44 | 33.40 | 5.28 | -30.06 | 57.06 | 74.00 | 16.94 | PK | Horizontal |
| 2 | 5150.000 | 44.76 | 33.40 | 5.28 | -30.06 | 53.38 | 68.20 | 14.82 | PK | Horizontal |

| Data List | | | | | | | | | | |
|---|---|---|---|---|---|---|---|---|---|---|
| **NO.** | **Freq. [MHz]** | **Reading [dBµV/m]** | **Antenna Factor [dB]** | **Cable loss [dB]** | **AMP [dB]** | **Level [dBµV/m]** | **Limit [dBµV/m]** | **Margin [dB]** | **Detector** | **Polarity** |
| 1 | 5148.259 | 38.94 | 33.40 | 6.57 | -30.06 | 48.85 | 54 | 5.15 | AV | Horizontal |
| 2 | 5150.000 | 37.56 | 33.40 | 5.28 | -30.06 | 46.18 | 54 | 7.82 | AV | Horizontal |

Note:
1. Level = Reading + Cable loss + Antenna Factor + AMP
2. If Peak Result complies with AV limit, AV Result is deemed to comply with AV limit.
3. Test setup: RBW: 1 MHz, VBW: 3 MHz, Sweep time: auto.

# TR-4-E-009 Radiated Emission Test Result

| | | | |
|---|---|---|---|
| **Test Date**: | 2024-07-17 | **Tested By**: | GenLiu |
| **EUT**: | 4K OTT BOX | **Model Number**: | DV9187 |
| **Test Mode**: | 11AC40 ANT1+2 TX 5190MHz mode | **Power Supply**: | AC 120V/60Hz |
| **Condition**: | Temp:24.5°C;Humi:47.4% | **Test Site**: | DDT 3# Chamber |
| **File Path**: | d:\ts\2024 report data\Q24062520-1E\FCC ABOVE1G 5G WIFI BIANDAI\88 | | |
| **Memo**: | Sample Number:S24052520-001 Power Setting:70 | | |

**Test Graph**

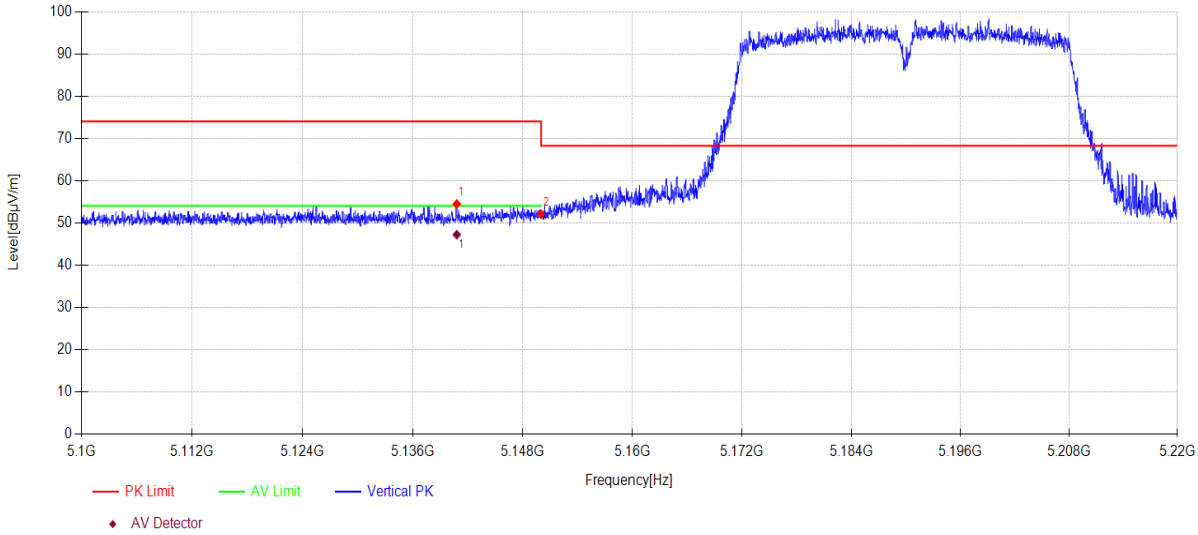


| Data List | | | | | | | | | | |
|---|---|---|---|---|---|---|---|---|---|---|
| **NO.** | **Freq. [MHz]** | **Reading [dBµV/m]** | **Antenna Factor [dB]** | **Cable loss [dB]** | **AMP [dB]** | **Level [dBµV/m]** | **Limit [dBµV/m]** | **Margin [dB]** | **Detector** | **Polarity** |
| 1 | 5140.788 | 45.83 | 33.40 | 5.27 | -30.06 | 54.44 | 74.00 | 19.56 | PK | Vertical |
| 2 | 5150.000 | 43.39 | 33.40 | 5.28 | -30.06 | 52.01 | 68.20 | 16.19 | PK | Vertical |

| Data List | | | | | | | | | | |
|---|---|---|---|---|---|---|---|---|---|---|
| **NO.** | **Freq. [MHz]** | **Reading [dBµV/m]** | **Antenna Factor [dB]** | **Cable loss [dB]** | **AMP [dB]** | **Level [dBµV/m]** | **Limit [dBµV/m]** | **Margin [dB]** | **Detector** | **Polarity** |
| 1 | 5140.788 | 38.57 | 33.40 | 5.27 | -30.06 | 47.18 | 54 | 6.82 | AV | Vertical |

Note:
1. Level = Reading + Cable loss + Antenna Factor + AMP
2. If Peak Result complies with AV limit, AV Result is deemed to comply with AV limit.
3. Test setup: RBW: 1 MHz, VBW: 3 MHz, Sweep time: auto.

# TR-4-E-009 Radiated Emission Test Result

| | | | |
|---|---|---|---|
| **Test Date**: | 2024-07-17 | **Tested By**: | GenLiu |
| **EUT**: | 4K OTT BOX | **Model Number**: | DV9187 |
| **Test Mode**: | 11AC40 ANT1+2 TX 5310MHz mode | **Power Supply**: | AC 120V/60Hz |
| **Condition**: | Temp:24.5°C;Humi:47.4% | **Test Site**: | DDT 3# Chamber |
| **File Path**: | d:\ts\2024 report data\Q24062520-1E\FCC ABOVE1G 5G WIFI BIANDAI\89 | | |
| **Memo**: | Sample Number:S24052520-001 Power Setting:70 | | |

**Test Graph**

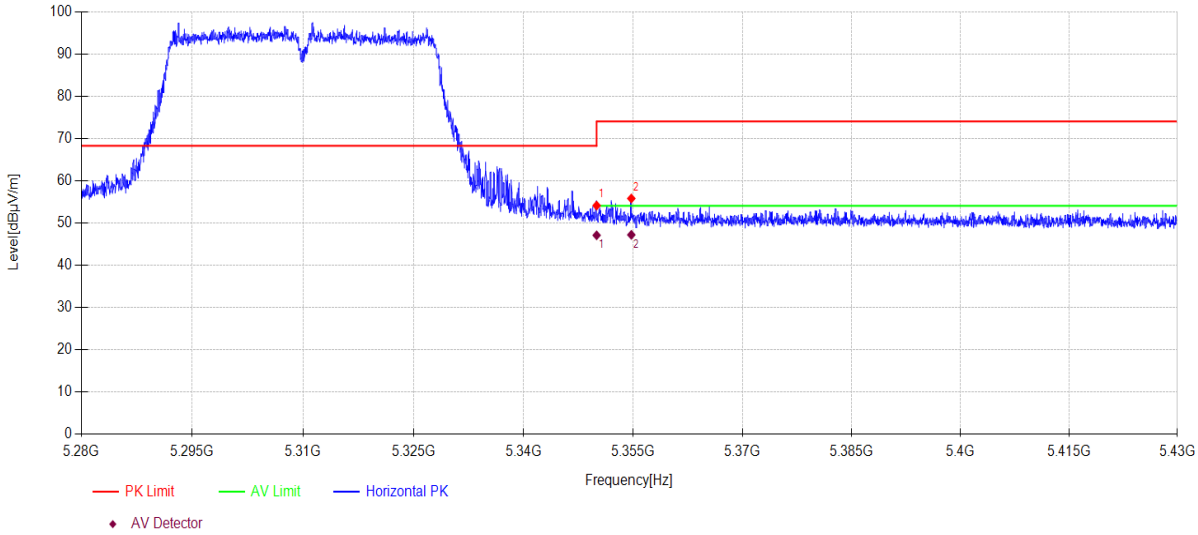


| Data List | | | | | | | | | | |
|---|---|---|---|---|---|---|---|---|---|---|
| **N O.** | **Freq. [MHz]** | **Reading [dBµV/m]** | **Antenna Factor [dB]** | **Cable loss [dB]** | **AMP [dB]** | **Level [dBµV/m]** | **Limit [dBµV/m]** | **Margin [dB]** | **Detector** | **Polarity** |
| 1 | 5350.000 | 45.58 | 33.10 | 5.41 | -30.03 | 54.06 | 74.00 | 19.94 | PK | Horizontal |
| 2 | 5354.745 | 47.26 | 33.10 | 5.41 | -30.03 | 55.74 | 74.00 | 18.26 | PK | Horizontal |

| Data List | | | | | | | | | | |
|---|---|---|---|---|---|---|---|---|---|---|
| **N O.** | **Freq. [MHz]** | **Reading [dBµV/m]** | **Antenna Factor [dB]** | **Cable loss [dB]** | **AMP [dB]** | **Level [dBµV/m]** | **Limit [dBµV/m]** | **Margin [dB]** | **Detector** | **Polarity** |
| 1 | 5350.000 | 38.54 | 33.10 | 5.41 | -30.03 | 47.02 | 54 | 6.98 | AV | Horizontal |
| 2 | 5354.745 | 38.65 | 33.10 | 5.41 | -30.03 | 47.13 | 54 | 6.87 | AV | Horizontal |

Note:
1. Level = Reading + Cable loss + Antenna Factor + AMP
2. If Peak Result complies with AV limit, AV Result is deemed to comply with AV limit.
3. Test setup: RBW: 1 MHz, VBW: 3 MHz, Sweep time: auto.

# TR-4-E-009 Radiated Emission Test Result

| | | | |
|---|---|---|---|
| **Test Date**: | 2024-07-17 | **Tested By**: | GenLiu |
| **EUT**: | 4K OTT BOX | **Model Number**: | DV9187 |
| **Test Mode**: | 11AC40 ANT1+2 TX 5310MHz mode | **Power Supply**: | AC 120V/60Hz |
| **Condition**: | Temp:24.5°C;Humi:47.4% | **Test Site**: | DDT 3# Chamber |
| **File Path**: | d:\ts\2024 report data\Q24062520-1E\FCC ABOVE1G 5G WIFI BIANDAI\90 | | |
| **Memo**: | Sample Number:S24052520-001 Power Setting:70 | | |

**Test Graph**

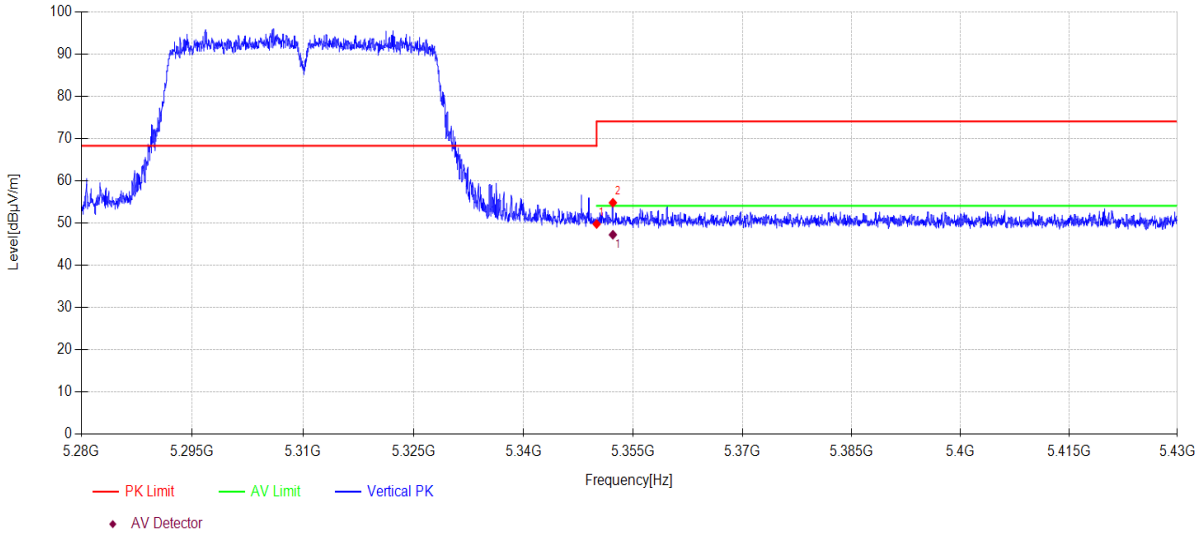


| Data List | | | | | | | | | | |
|---|---|---|---|---|---|---|---|---|---|---|
| **NO.** | **Freq. [MHz]** | **Reading [dBµV/m]** | **Antenna Factor [dB]** | **Cable loss [dB]** | **AMP [dB]** | **Level [dBµV/m]** | **Limit [dBµV/m]** | **Margin [dB]** | **Detector** | **Polarity** |
| 1 | 5350.000 | 41.21 | 33.10 | 5.41 | -30.03 | 49.69 | 74.00 | 24.31 | PK | Vertical |
| 2 | 5352.225 | 46.26 | 33.10 | 5.41 | -30.03 | 54.74 | 74.00 | 19.26 | PK | Vertical |

| Data List | | | | | | | | | | |
|---|---|---|---|---|---|---|---|---|---|---|
| **NO.** | **Freq. [MHz]** | **Reading [dBµV/m]** | **Antenna Factor [dB]** | **Cable loss [dB]** | **AMP [dB]** | **Level [dBµV/m]** | **Limit [dBµV/m]** | **Margin [dB]** | **Detector** | **Polarity** |
| 1 | 5352.225 | 38.68 | 33.10 | 5.41 | -30.03 | 47.16 | 54 | 6.84 | AV | Vertical |

Note:
1. Level = Reading + Cable loss + Antenna Factor + AMP
2. If Peak Result complies with AV limit, AV Result is deemed to comply with AV limit.
3. Test setup: RBW: 1 MHz, VBW: 3 MHz, Sweep time: auto.

# TR-4-E-009 Radiated Emission Test Result

| | | | |
|---|---|---|---|
| **Test Date**: | 2024-07-17 | **Tested By**: | GenLiu |
| **EUT**: | 4K OTT BOX | **Model Number**: | DV9187 |
| **Test Mode**: | 11AC40 ANT1+2 TX 5510MHz mode | **Power Supply**: | AC 120V/60Hz |
| **Condition**: | Temp:24.5°C;Humi:47.4% | **Test Site**: | DDT 3# Chamber |
| **File Path**: | d:\ts\2024 report data\Q24062520-1E\FCC ABOVE1G 5G WIFI BIANDAI\91 | | |
| **Memo**: | Sample Number:S24052520-001 Power Setting:70 | | |

**Test Graph**

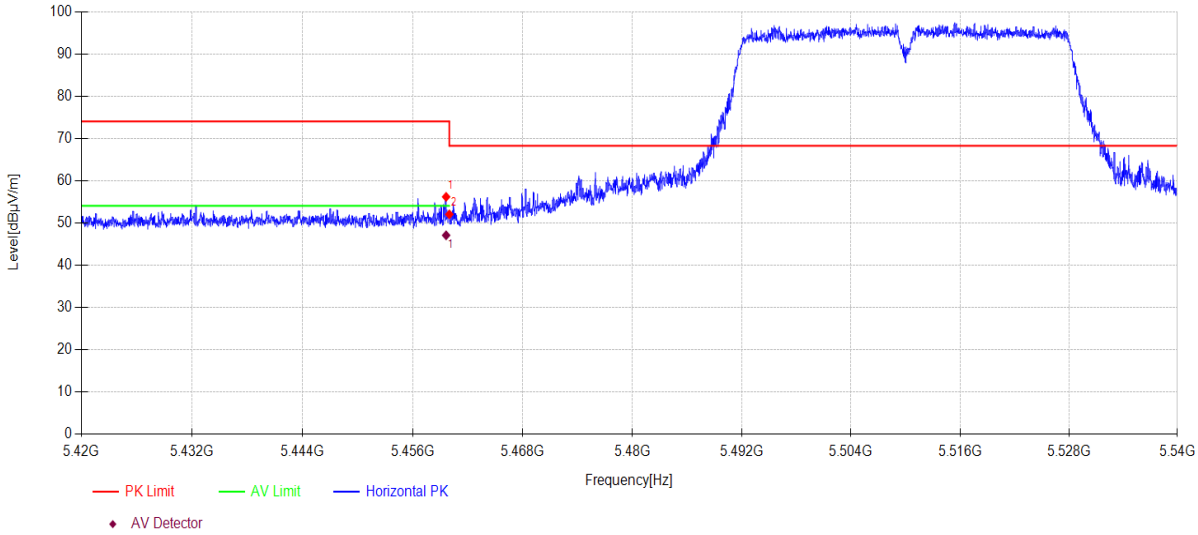


| Data List | | | | | | | | | | |
|---|---|---|---|---|---|---|---|---|---|---|
| **NO.** | **Freq. [MHz]** | **Reading [dBµV/m]** | **Antenna Factor [dB]** | **Cable loss [dB]** | **AMP [dB]** | **Level [dBµV/m]** | **Limit [dBµV/m]** | **Margin [dB]** | **Detector** | **Polarity** |
| 1 | 5459.648 | 47.68 | 33.00 | 5.48 | -30.02 | 56.14 | 74.00 | 17.86 | PK | Horizontal |
| 2 | 5460.000 | 43.53 | 33.00 | 5.48 | -30.02 | 51.99 | 68.20 | 16.21 | PK | Horizontal |

| Data List | | | | | | | | | | |
|---|---|---|---|---|---|---|---|---|---|---|
| **NO.** | **Freq. [MHz]** | **Reading [dBµV/m]** | **Antenna Factor [dB]** | **Cable loss [dB]** | **AMP [dB]** | **Level [dBµV/m]** | **Limit [dBµV/m]** | **Margin [dB]** | **Detector** | **Polarity** |
| 1 | 5459.648 | 38.56 | 33.00 | 5.48 | -30.02 | 47.02 | 54 | 6.98 | AV | Horizontal |

Note:
1. Level = Reading + Cable loss + Antenna Factor + AMP
2. If Peak Result complies with AV limit, AV Result is deemed to comply with AV limit.
3. Test setup: RBW: 1 MHz, VBW: 3 MHz, Sweep time: auto.

# TR-4-E-009 Radiated Emission Test Result

| | | | |
|---|---|---|---|
| **Test Date**: | 2024-07-17 | **Tested By**: | GenLiu |
| **EUT**: | 4K OTT BOX | **Model Number**: | DV9187 |
| **Test Mode**: | 11AC40 ANT1+2 TX 5510MHz mode | **Power Supply**: | AC 120V/60Hz |
| **Condition**: | Temp:24.5°C;Humi:47.4% | **Test Site**: | DDT 3# Chamber |
| **File Path**: | d:\ts\2024 report data\Q24062520-1E\FCC ABOVE1G 5G WIFI BIANDAI\92 | | |
| **Memo**: | Sample Number:S24052520-001 Power Setting:70 | | |

**Test Graph**

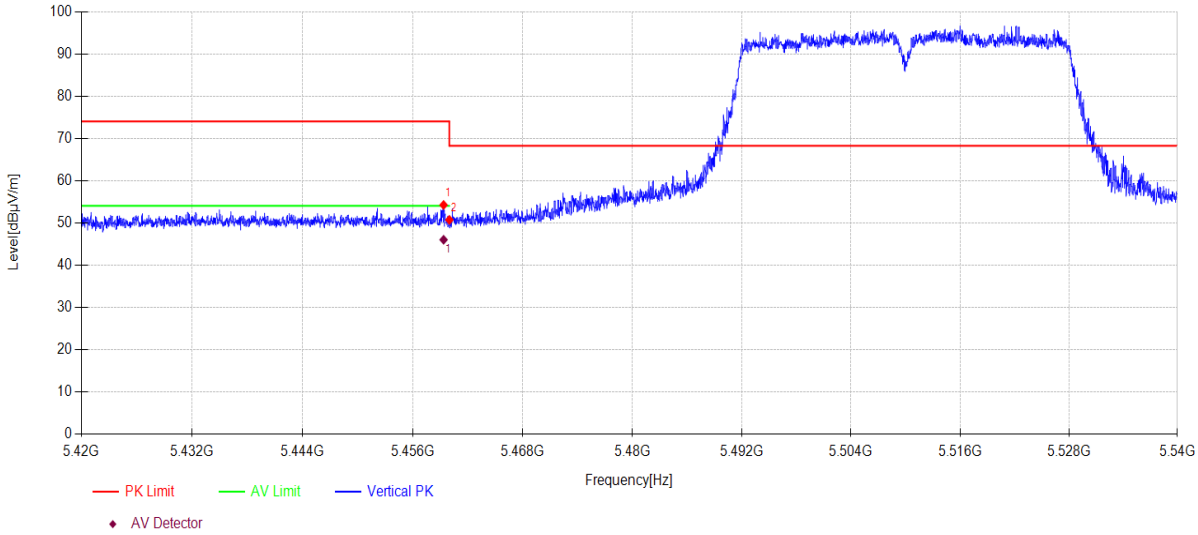


| Data List | | | | | | | | | | |
|---|---|---|---|---|---|---|---|---|---|---|
| **NO.** | **Freq. [MHz]** | **Reading [dBµV/m]** | **Antenna Factor [dB]** | **Cable loss [dB]** | **AMP [dB]** | **Level [dBµV/m]** | **Limit [dBµV/m]** | **Margin [dB]** | **Detector** | **Polarity** |
| 1 | 5459.372 | 45.75 | 33.00 | 5.48 | -30.02 | 54.21 | 74.00 | 19.79 | PK | Vertical |
| 2 | 5460.000 | 42.22 | 33.00 | 5.48 | -30.02 | 50.68 | 68.20 | 17.52 | PK | Vertical |

| Data List | | | | | | | | | | |
|---|---|---|---|---|---|---|---|---|---|---|
| **NO.** | **Freq. [MHz]** | **Reading [dBµV/m]** | **Antenna Factor [dB]** | **Cable loss [dB]** | **AMP [dB]** | **Level [dBµV/m]** | **Limit [dBµV/m]** | **Margin [dB]** | **Detector** | **Polarity** |
| 1 | 5459.372 | 37.51 | 33.00 | 5.48 | -30.02 | 45.97 | 54 | 8.03 | AV | Vertical |

Note:
1. Level = Reading + Cable loss + Antenna Factor + AMP
2. If Peak Result complies with AV limit, AV Result is deemed to comply with AV limit.
3. Test setup: RBW: 1 MHz, VBW: 3 MHz, Sweep time: auto.

# TR-4-E-009 Radiated Emission Test Result

| | | | |
|---|---|---|---|
| **Test Date**: | 2024-07-17 | **Tested By**: | GenLiu |
| **EUT**: | 4K OTT BOX | **Model Number**: | DV9187 |
| **Test Mode**: | 11AC40 ANT1+2 TX 5670MHz mode | **Power Supply**: | AC 120V/60Hz |
| **Condition**: | Temp:24.5°C;Humi:47.4% | **Test Site**: | DDT 3# Chamber |
| **File Path**: | d:\ts\2024 report data\Q24062520-1E\FCC ABOVE1G 5G WIFI BIANDAI\93 | | |
| **Memo**: | Sample Number:S24052520-001 Power Setting:70 | | |

**Test Graph**

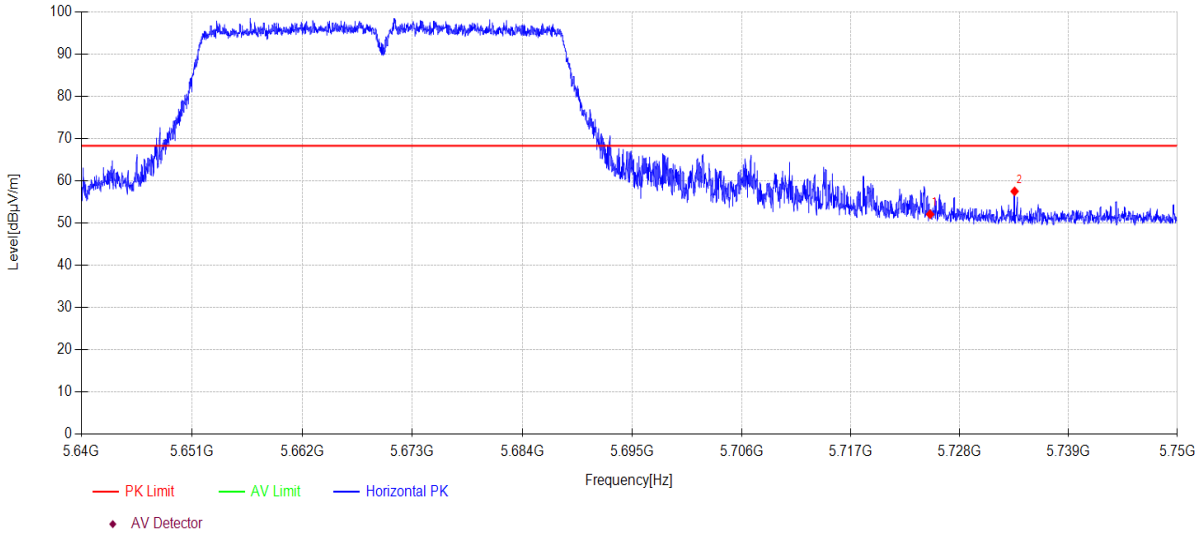


| Data List | | | | | | | | | | |
|---|---|---|---|---|---|---|---|---|---|---|
| **N O.** | **Freq. [MHz]** | **Reading [dBµV/m]** | **Antenna Factor [dB]** | **Cable loss [dB]** | **AMP [dB]** | **Level [dBµV/m]** | **Limit [dBµV/m]** | **Margin [dB]** | **Detector** | **Polarity** |
| 1 | 5725.000 | 42.58 | 33.75 | 5.66 | -29.99 | 52.00 | 68.20 | 16.20 | PK | Horizontal |
| 2 | 5733.533 | 47.95 | 33.80 | 5.66 | -29.98 | 57.43 | 68.20 | 10.77 | PK | Horizontal |

Note:
1. Level = Reading + Cable loss + Antenna Factor + AMP
2. If Peak Result complies with AV limit, AV Result is deemed to comply with AV limit.
3. Test setup: RBW: 1 MHz, VBW: 3 MHz, Sweep time: auto.

# TR-4-E-009 Radiated Emission Test Result

| | | | |
|---|---|---|---|
| **Test Date**: | 2024-07-17 | **Tested By**: | GenLiu |
| **EUT**: | 4K OTT BOX | **Model Number**: | DV9187 |
| **Test Mode**: | 11AC40 ANT1+2 TX 5670MHz mode | **Power Supply**: | AC 120V/60Hz |
| **Condition**: | Temp:24.5°C;Humi:47.4% | **Test Site**: | DDT 3# Chamber |
| **File Path**: | d:\ts\2024 report data\Q24062520-1E\FCC ABOVE1G 5G WIFI BIANDAI\94 | | |
| **Memo**: | Sample Number:S24052520-001 Power Setting:70 | | |

**Test Graph**

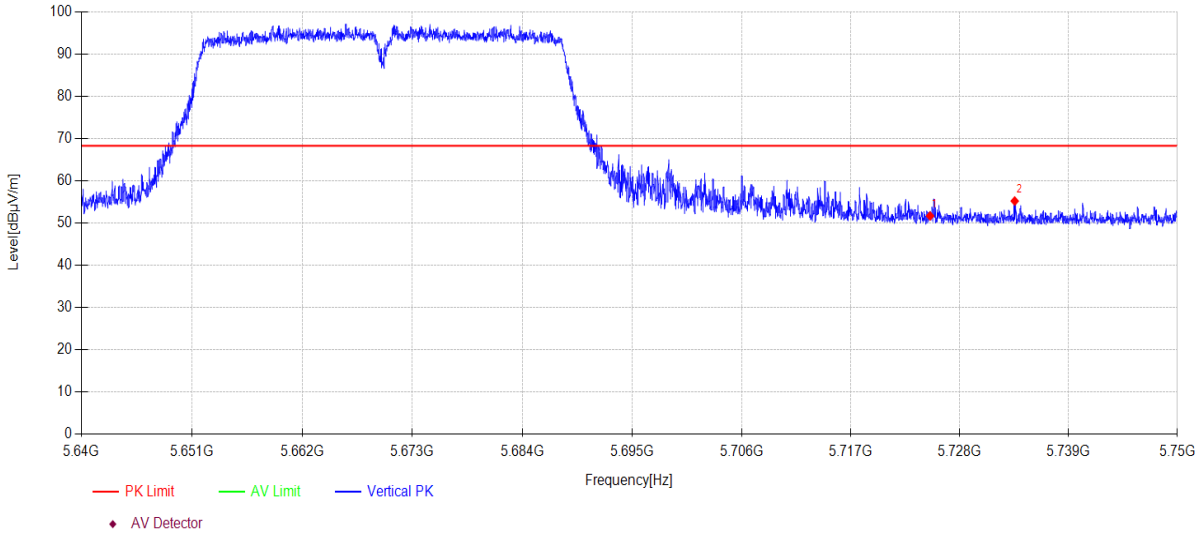


| Data List | | | | | | | | | | |
|---|---|---|---|---|---|---|---|---|---|---|
| **N O.** | **Freq. [MHz]** | **Reading [dBµV/m]** | **Antenna Factor [dB]** | **Cable loss [dB]** | **AMP [dB]** | **Level [dBµV/m]** | **Limit [dBµV/m]** | **Margin [dB]** | **Detector** | **Polarity** |
| 1 | 5725.000 | 42.20 | 33.75 | 5.66 | -29.99 | 51.62 | 68.20 | 16.58 | PK | Vertical |
| 2 | 5733.544 | 45.66 | 33.80 | 5.66 | -29.98 | 55.14 | 68.20 | 13.06 | PK | Vertical |

Note:
1. Level = Reading + Cable loss + Antenna Factor + AMP
2. If Peak Result complies with AV limit, AV Result is deemed to comply with AV limit.
3. Test setup: RBW: 1 MHz, VBW: 3 MHz, Sweep time: auto.

# TR-4-E-009 Radiated Emission Test Result

| | | | |
|---|---|---|---|
| **Test Date**: | 2024-07-17 | **Tested By**: | GenLiu |
| **EUT**: | 4K OTT BOX | **Model Number**: | DV9187 |
| **Test Mode**: | 11AC80 ANT1+2 TX 5210MHz mode | **Power Supply**: | AC 120V/60Hz |
| **Condition**: | Temp:24.5°C;Humi:47.4% | **Test Site**: | DDT 3# Chamber |
| **File Path**: | d:\ts\2024 report data\Q24062520-1E\FCC ABOVE1G 5G WIFI BIANDAI\95 | | |
| **Memo**: | Sample Number:S24052520-001 Power Setting:70 | | |

**Test Graph**

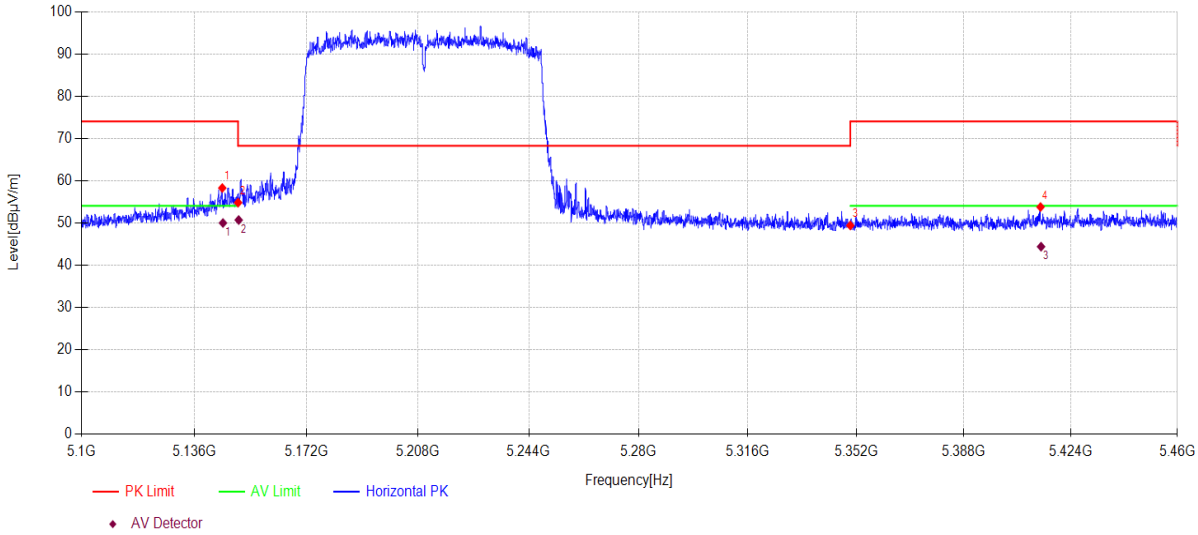


| Data List | | | | | | | | | | |
|---|---|---|---|---|---|---|---|---|---|---|
| **N O.** | **Freq. [MHz]** | **Reading [dBµV/m]** | **Antenna Factor [dB]** | **Cable loss [dB]** | **AMP [dB]** | **Level [dBµV/m]** | **Limit [dBµV/m]** | **Margin [dB]** | **Detector** | **Polarity** |
| 1 | 5144.928 | 49.61 | 33.40 | 5.28 | -30.06 | 58.23 | 74.00 | 15.77 | PK | Horizontal |
| 2 | 5150.000 | 46.14 | 33.40 | 5.28 | -30.06 | 54.76 | 68.20 | 13.44 | PK | Horizontal |
| 3 | 5350.000 | 40.87 | 33.10 | 5.41 | -30.03 | 49.35 | 74.00 | 24.65 | PK | Horizontal |
| 4 | 5413.704 | 45.24 | 33.07 | 5.45 | -30.03 | 53.73 | 74.00 | 20.27 | PK | Horizontal |

| Data List | | | | | | | | | | |
|---|---|---|---|---|---|---|---|---|---|---|
| **N O.** | **Freq. [MHz]** | **Reading [dBµV/m]** | **Antenna Factor [dB]** | **Cable loss [dB]** | **AMP [dB]** | **Level [dBµV/m]** | **Limit [dBµV/m]** | **Margin [dB]** | **Detector** | **Polarity** |
| 1 | 5145.145 | 40.03 | 33.40 | 6.57 | -30.06 | 49.94 | 54 | 4.06 | AV | Horizontal |
| 2 | 5150.192 | 40.73 | 33.40 | 6.57 | -30.06 | 50.64 | 54 | 3.36 | AV | Horizontal |
| 3 | 5413.899 | 34.59 | 33.07 | 6.70 | -30.03 | 44.33 | 54 | 9.67 | AV | Horizontal |

Note:
1. Level = Reading + Cable loss + Antenna Factor + AMP
2. If Peak Result complies with AV limit, AV Result is deemed to comply with AV limit.
3. Test setup: RBW: 1 MHz, VBW: 3 MHz, Sweep time: auto.

# TR-4-E-009 Radiated Emission Test Result

| | | | |
|---|---|---|---|
| **Test Date**: | 2024-07-17 | **Tested By**: | GenLiu |
| **EUT**: | 4K OTT BOX | **Model Number**: | DV9187 |
| **Test Mode**: | 11AC80 ANT1+2 TX 5210MHz mode | **Power Supply**: | AC 120V/60Hz |
| **Condition**: | Temp:24.5°C;Humi:47.4% | **Test Site**: | DDT 3# Chamber |
| **File Path**: | d:\ts\2024 report data\Q24062520-1E\FCC ABOVE1G 5G WIFI BIANDAI\96 | | |
| **Memo**: | Sample Number:S24052520-001 Power Setting:70 | | |

**Test Graph**

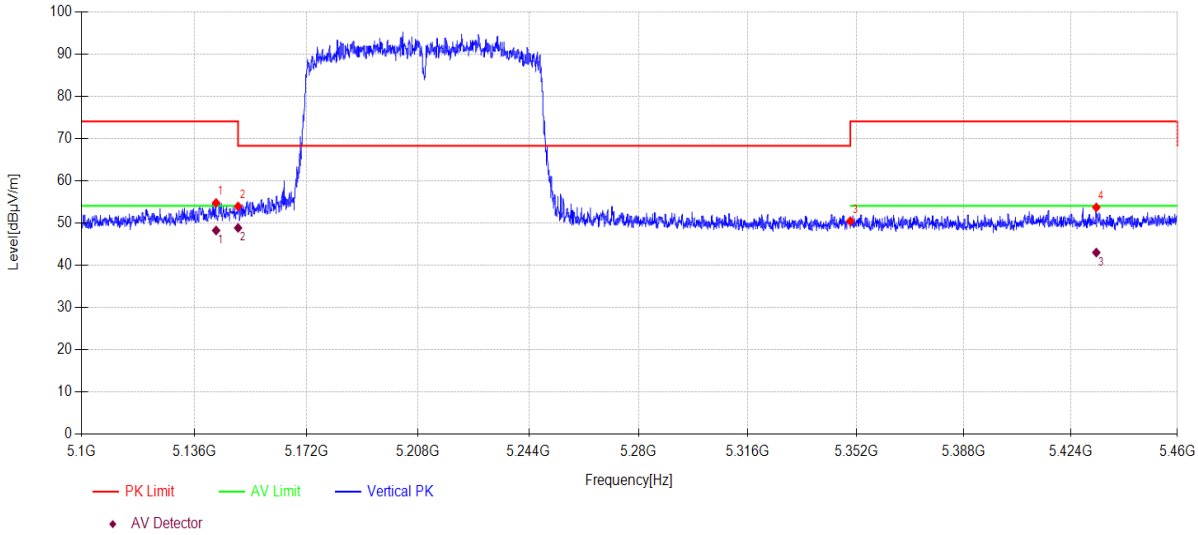


| Data List | | | | | | | | | | |
|---|---|---|---|---|---|---|---|---|---|---|
| **NO.** | **Freq. [MHz]** | **Reading [dBµV/m]** | **Antenna Factor [dB]** | **Cable loss [dB]** | **AMP [dB]** | **Level [dBµV/m]** | **Limit [dBµV/m]** | **Margin [dB]** | **Detector** | **Polarity** |
| 1 | 5142.948 | 46.09 | 33.40 | 5.27 | -30.06 | 54.70 | 74.00 | 19.30 | PK | Vertical |
| 2 | 5150.000 | 45.27 | 33.40 | 5.28 | -30.06 | 53.89 | 68.20 | 14.31 | PK | Vertical |
| 3 | 5350.000 | 41.91 | 33.10 | 5.41 | -30.03 | 50.39 | 74.00 | 23.61 | PK | Vertical |
| 4 | 5432.532 | 45.15 | 33.03 | 5.47 | -30.02 | 53.63 | 74.00 | 20.37 | PK | Vertical |

| Data List | | | | | | | | | | |
|---|---|---|---|---|---|---|---|---|---|---|
| **NO.** | **Freq. [MHz]** | **Reading [dBµV/m]** | **Antenna Factor [dB]** | **Cable loss [dB]** | **AMP [dB]** | **Level [dBµV/m]** | **Limit [dBµV/m]** | **Margin [dB]** | **Detector** | **Polarity** |
| 1 | 5142.948 | 39.56 | 33.40 | 5.27 | -30.06 | 48.17 | 54 | 5.83 | AV | Vertical |
| 2 | 5150.000 | 40.16 | 33.40 | 5.28 | -30.06 | 48.78 | 54 | 5.22 | AV | Vertical |
| 3 | 5432.532 | 34.46 | 33.03 | 5.47 | -30.02 | 42.94 | 54 | 11.06 | AV | Vertical |

Note:
1. Level = Reading + Cable loss + Antenna Factor + AMP
2. If Peak Result complies with AV limit, AV Result is deemed to comply with AV limit.
3. Test setup: RBW: 1 MHz, VBW: 3 MHz, Sweep time: auto.

# TR-4-E-009 Radiated Emission Test Result

| | | | |
|---|---|---|---|
| **Test Date**: | 2024-07-17 | **Tested By**: | GenLiu |
| **EUT**: | 4K OTT BOX | **Model Number**: | DV9187 |
| **Test Mode**: | 11AC80 ANT1+2 TX 5290MHz mode | **Power Supply**: | AC 120V/60Hz |
| **Condition**: | Temp:24.5°C;Humi:47.4% | **Test Site**: | DDT 3# Chamber |
| **File Path**: | d:\ts\2024 report data\Q24062520-1E\FCC ABOVE1G 5G WIFI BIANDAI\97 | | |
| **Memo**: | Sample Number:S24052520-001 Power Setting:70 | | |

**Test Graph**

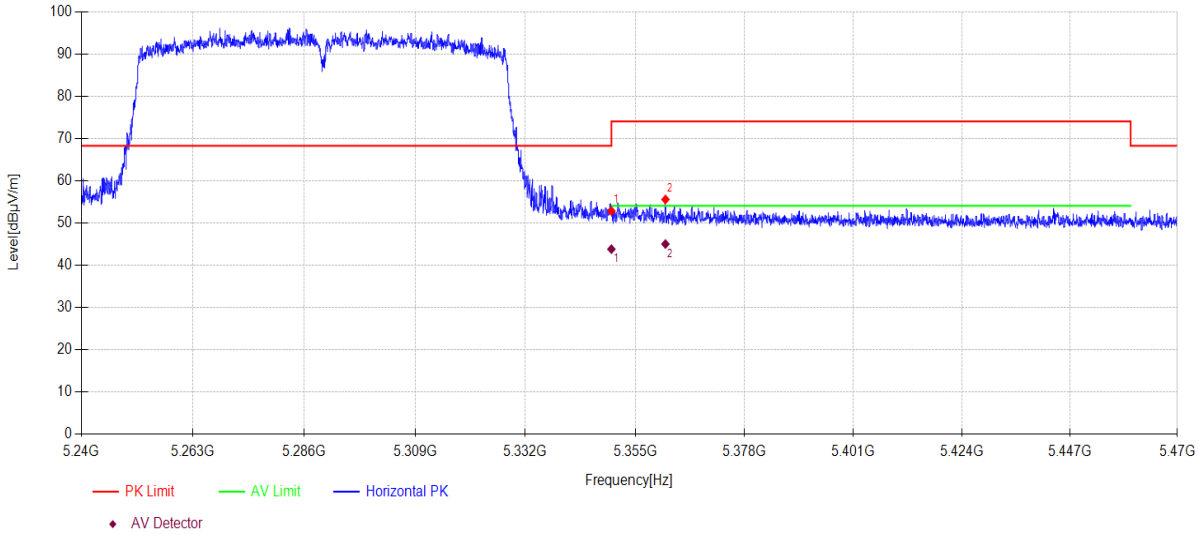


| Data List | | | | | | | | | | |
|---|---|---|---|---|---|---|---|---|---|---|
| **NO.** | **Freq. [MHz]** | **Reading [dBµV/m]** | **Antenna Factor [dB]** | **Cable loss [dB]** | **AMP [dB]** | **Level [dBµV/m]** | **Limit [dBµV/m]** | **Margin [dB]** | **Detector** | **Polarity** |
| 1 | 5350.000 | 44.30 | 33.10 | 5.41 | -30.03 | 52.78 | 74.00 | 21.22 | PK | Horizontal |
| 2 | 5361.348 | 47.03 | 33.10 | 5.42 | -30.03 | 55.52 | 74.00 | 18.48 | PK | Horizontal |

| Data List | | | | | | | | | | |
|---|---|---|---|---|---|---|---|---|---|---|
| **NO.** | **Freq. [MHz]** | **Reading [dBµV/m]** | **Antenna Factor [dB]** | **Cable loss [dB]** | **AMP [dB]** | **Level [dBµV/m]** | **Limit [dBµV/m]** | **Margin [dB]** | **Detector** | **Polarity** |
| 1 | 5350.000 | 35.26 | 33.10 | 5.41 | -30.03 | 43.74 | 54 | 10.26 | AV | Horizontal |
| 2 | 5361.348 | 36.46 | 33.10 | 5.42 | -30.03 | 44.95 | 54 | 9.05 | AV | Horizontal |

Note:
1. Level = Reading + Cable loss + Antenna Factor + AMP
2. If Peak Result complies with AV limit, AV Result is deemed to comply with AV limit.
3. Test setup: RBW: 1 MHz, VBW: 3 MHz, Sweep time: auto.

# TR-4-E-009 Radiated Emission Test Result

| | | | |
|---|---|---|---|
| **Test Date**: | 2024-07-17 | **Tested By**: | GenLiu |
| **EUT**: | 4K OTT BOX | **Model Number**: | DV9187 |
| **Test Mode**: | 11AC80 ANT1+2 TX 5290MHz mode | **Power Supply**: | AC 120V/60Hz |
| **Condition**: | Temp:24.5°C;Humi:47.4% | **Test Site**: | DDT 3# Chamber |
| **File Path**: | d:\ts\2024 report data\Q24062520-1E\FCC ABOVE1G 5G WIFI BIANDAI\98 | | |
| **Memo**: | Sample Number:S24052520-001 Power Setting:70 | | |

**Test Graph**

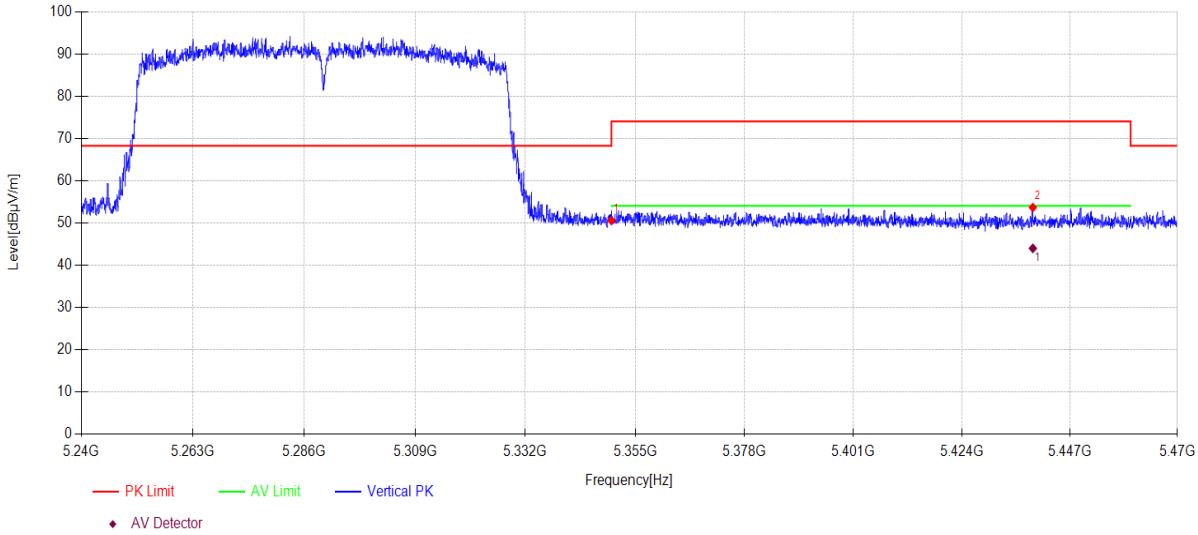


| Data List | | | | | | | | | | |
|---|---|---|---|---|---|---|---|---|---|---|
| **NO.** | **Freq. [MHz]** | **Reading [dBµV/m]** | **Antenna Factor [dB]** | **Cable loss [dB]** | **AMP [dB]** | **Level [dBµV/m]** | **Limit [dBµV/m]** | **Margin [dB]** | **Detector** | **Polarity** |
| 1 | 5350.000 | 42.02 | 33.10 | 5.41 | -30.03 | 50.50 | 74.00 | 23.50 | PK | Vertical |
| 2 | 5439.111 | 45.14 | 33.02 | 5.47 | -30.02 | 53.61 | 74.00 | 20.39 | PK | Vertical |

| Data List | | | | | | | | | | |
|---|---|---|---|---|---|---|---|---|---|---|
| **NO.** | **Freq. [MHz]** | **Reading [dBµV/m]** | **Antenna Factor [dB]** | **Cable loss [dB]** | **AMP [dB]** | **Level [dBµV/m]** | **Limit [dBµV/m]** | **Margin [dB]** | **Detector** | **Polarity** |
| 1 | 5439.111 | 35.46 | 33.02 | 5.47 | -30.02 | 43.93 | 54 | 10.07 | AV | Vertical |

Note:
1. Level = Reading + Cable loss + Antenna Factor + AMP
2. If Peak Result complies with AV limit, AV Result is deemed to comply with AV limit.
3. Test setup: RBW: 1 MHz, VBW: 3 MHz, Sweep time: auto.

# TR-4-E-009 Radiated Emission Test Result

| | | | |
|---|---|---|---|
| **Test Date**: | 2024-07-17 | **Tested By**: | GenLiu |
| **EUT**: | 4K OTT BOX | **Model Number**: | DV9187 |
| **Test Mode**: | 11AC80 ANT1+2 TX 5530MHz mode | **Power Supply**: | AC 120V/60Hz |
| **Condition**: | Temp:24.5°C;Humi:47.4% | **Test Site**: | DDT 3# Chamber |
| **File Path**: | d:\ts\2024 report data\Q24062520-1E\FCC ABOVE1G 5G WIFI BIANDAI\99 | | |
| **Memo**: | Sample Number:S24052520-001 Power Setting:70 | | |

**Test Graph**

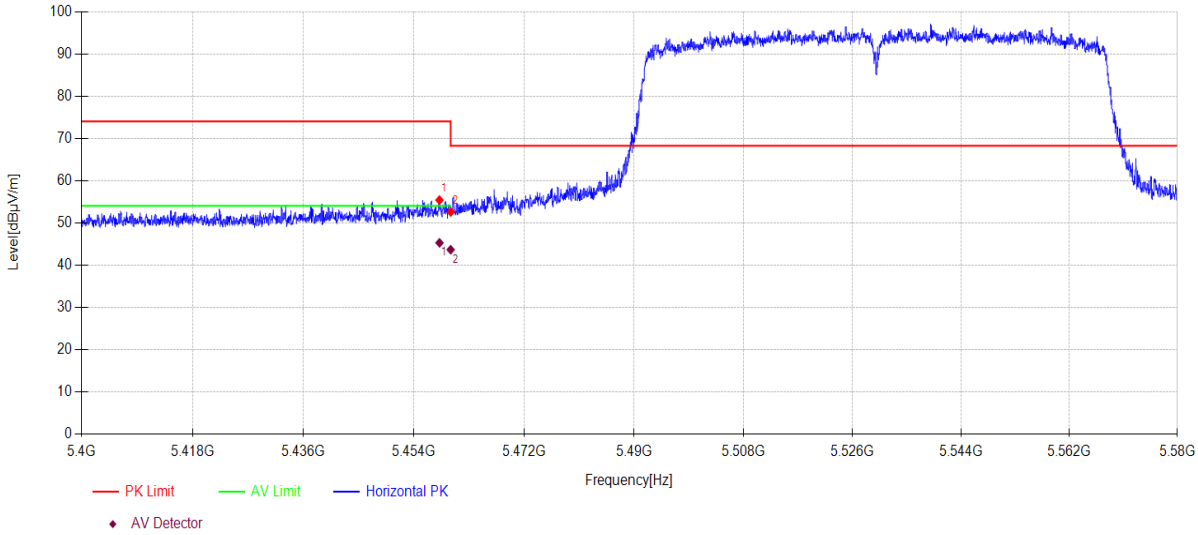


| Data List | | | | | | | | | | |
|---|---|---|---|---|---|---|---|---|---|---|
| **N O.** | **Freq. [MHz]** | **Reading [dBµV/m]** | **Antenna Factor [dB]** | **Cable loss [dB]** | **AMP [dB]** | **Level [dBµV/m]** | **Limit [dBµV/m]** | **Margin [dB]** | **Detector** | **Polarity** |
| 1 | 5458.176 | 46.91 | 33.00 | 5.48 | -30.02 | 55.37 | 74.00 | 18.63 | PK | Horizontal |
| 2 | 5460.000 | 44.10 | 33.00 | 5.48 | -30.02 | 52.56 | 68.20 | 15.64 | PK | Horizontal |

| Data List | | | | | | | | | | |
|---|---|---|---|---|---|---|---|---|---|---|
| **N O.** | **Freq. [MHz]** | **Reading [dBµV/m]** | **Antenna Factor [dB]** | **Cable loss [dB]** | **AMP [dB]** | **Level [dBµV/m]** | **Limit [dBµV/m]** | **Margin [dB]** | **Detector** | **Polarity** |
| 1 | 5458.176 | 36.78 | 33.00 | 5.48 | -30.02 | 45.24 | 54 | 8.76 | AV | Horizontal |
| 2 | 5460.000 | 35.16 | 33.00 | 5.48 | -30.02 | 43.62 | 54 | 10.38 | AV | Horizontal |

Note:
1. Level = Reading + Cable loss + Antenna Factor + AMP
2. If Peak Result complies with AV limit, AV Result is deemed to comply with AV limit.
3. Test setup: RBW: 1 MHz, VBW: 3 MHz, Sweep time: auto.

# TR-4-E-009 Radiated Emission Test Result

| | | | |
|---|---|---|---|
| **Test Date**: | 2024-07-17 | **Tested By**: | GenLiu |
| **EUT**: | 4K OTT BOX | **Model Number**: | DV9187 |
| **Test Mode**: | 11AC80 ANT1+2 TX 5530MHz mode | **Power Supply**: | AC 120V/60Hz |
| **Condition**: | Temp:24.5°C;Humi:47.4% | **Test Site**: | DDT 3# Chamber |
| **File Path**: | d:\ts\2024 report data\Q24062520-1E\FCC ABOVE1G 5G WIFI BIANDAI\100 | | |
| **Memo**: | Sample Number:S24052520-001 Power Setting:70 | | |

**Test Graph**

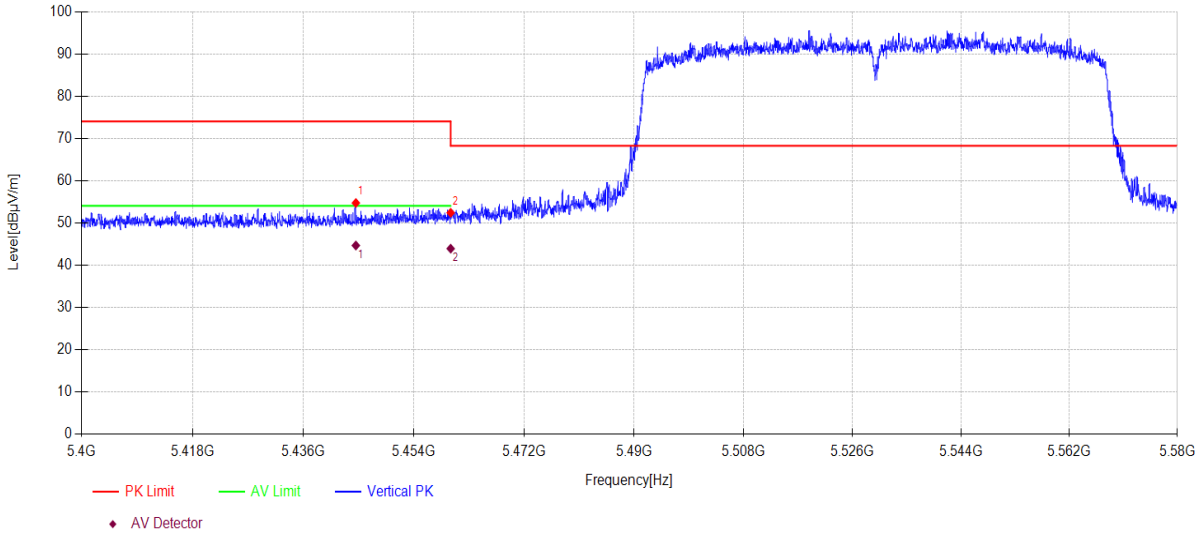


| Data List | | | | | | | | | | |
|---|---|---|---|---|---|---|---|---|---|---|
| **NO.** | **Freq. [MHz]** | **Reading [dBµV/m]** | **Antenna Factor [dB]** | **Cable loss [dB]** | **AMP [dB]** | **Level [dBµV/m]** | **Limit [dBµV/m]** | **Margin [dB]** | **Detector** | **Polarity** |
| 1 | 5444.532 | 46.22 | 33.01 | 5.47 | -30.02 | 54.68 | 74.00 | 19.32 | PK | Vertical |
| 2 | 5460.000 | 43.91 | 33.00 | 5.48 | -30.02 | 52.37 | 68.20 | 15.83 | PK | Vertical |

| Data List | | | | | | | | | | |
|---|---|---|---|---|---|---|---|---|---|---|
| **NO.** | **Freq. [MHz]** | **Reading [dBµV/m]** | **Antenna Factor [dB]** | **Cable loss [dB]** | **AMP [dB]** | **Level [dBµV/m]** | **Limit [dBµV/m]** | **Margin [dB]** | **Detector** | **Polarity** |
| 1 | 5444.532 | 36.15 | 33.01 | 5.47 | -30.02 | 44.61 | 54 | 9.39 | AV | Vertical |
| 2 | 5460.000 | 35.41 | 33.00 | 5.48 | -30.02 | 43.87 | 54 | 10.13 | AV | Vertical |

Note:
1. Level = Reading + Cable loss + Antenna Factor + AMP
2. If Peak Result complies with AV limit, AV Result is deemed to comply with AV limit.
3. Test setup: RBW: 1 MHz, VBW: 3 MHz, Sweep time: auto.

# TR-4-E-009 Radiated Emission Test Result

| | | | |
|---|---|---|---|
| **Test Date**: | 2024-07-17 | **Tested By**: | GenLiu |
| **EUT**: | 4K OTT BOX | **Model Number**: | DV9187 |
| **Test Mode**: | 11AC80 ANT1+2 TX 5610MHz mode | **Power Supply**: | AC 120V/60Hz |
| **Condition**: | Temp:24.5°C;Humi:47.4% | **Test Site**: | DDT 3# Chamber |
| **File Path**: | d:\ts\2024 report data\Q24062520-1E\FCC ABOVE1G 5G WIFI BIANDAI\101 | | |
| **Memo**: | Sample Number:S24052520-001 Power Setting:70 | | |

**Test Graph**

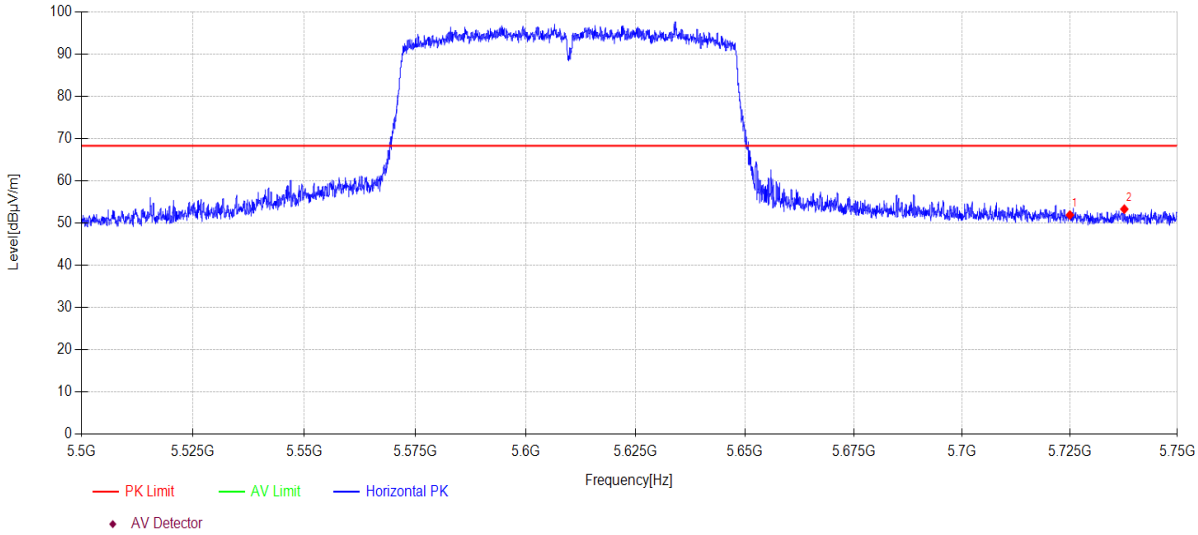


| Data List | | | | | | | | | | |
|---|---|---|---|---|---|---|---|---|---|---|
| **N O.** | **Freq. [MHz]** | **Reading [dBµV/m]** | **Antenna Factor [dB]** | **Cable loss [dB]** | **AMP [dB]** | **Level [dBµV/m]** | **Limit [dBµV/m]** | **Margin [dB]** | **Detector** | **Polarity** |
| 1 | 5725.000 | 42.42 | 33.75 | 5.66 | -29.99 | 51.84 | 68.20 | 16.36 | PK | Horizontal |
| 2 | 5737.650 | 43.70 | 33.83 | 5.67 | -29.98 | 53.22 | 68.20 | 14.98 | PK | Horizontal |

Note:
1. Level = Reading + Cable loss + Antenna Factor + AMP
2. If Peak Result complies with AV limit, AV Result is deemed to comply with AV limit.
3. Test setup: RBW: 1 MHz, VBW: 3 MHz, Sweep time: auto.

# TR-4-E-009 Radiated Emission Test Result

| | | | |
|---|---|---|---|
| **Test Date**: | 2024-07-17 | **Tested By**: | GenLiu |
| **EUT**: | 4K OTT BOX | **Model Number**: | DV9187 |
| **Test Mode**: | 11AC80 ANT1+2 TX 5610MHz mode | **Power Supply**: | AC 120V/60Hz |
| **Condition**: | Temp:24.5°C;Humi:47.4% | **Test Site**: | DDT 3# Chamber |
| **File Path**: | d:\ts\2024 report data\Q24062520-1E\FCC ABOVE1G 5G WIFI BIANDAI\102 | | |
| **Memo**: | Sample Number:S24052520-001 Power Setting:70 | | |

**Test Graph**

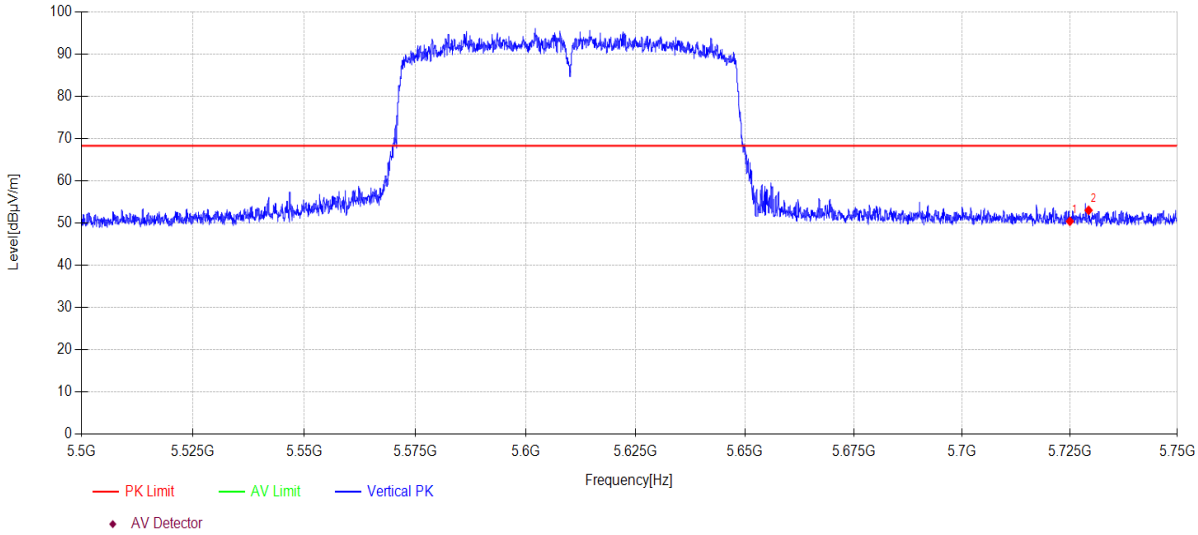


| Data List | | | | | | | | | | |
|---|---|---|---|---|---|---|---|---|---|---|
| **N O.** | **Freq. [MHz]** | **Reading [dBµV/m]** | **Antenna Factor [dB]** | **Cable loss [dB]** | **AMP [dB]** | **Level [dBµV/m]** | **Limit [dBµV/m]** | **Margin [dB]** | **Detector** | **Polarity** |
| 1 | 5725.000 | 40.92 | 33.75 | 5.66 | -29.99 | 50.34 | 68.20 | 17.86 | PK | Vertical |
| 2 | 5729.350 | 43.49 | 33.78 | 5.66 | -29.99 | 52.94 | 68.20 | 15.26 | PK | Vertical |

Note:
1. Level = Reading + Cable loss + Antenna Factor + AMP
2. If Peak Result complies with AV limit, AV Result is deemed to comply with AV limit.
3. Test setup: RBW: 1 MHz, VBW: 3 MHz, Sweep time: auto.

# TR-4-E-009 Radiated Emission Test Result

| | | | |
|---|---|---|---|
| **Test Date**: | 2024-07-19 | **Tested By**: | GenLiu |
| **EUT**: | 4K OTT BOX | **Model Number**: | DV9187 |
| **Test Mode**: | ANT1 11A TX 5720MHz | **Power Supply**: | AC 120V/60Hz |
| **Condition**: | Temp:24.5°C;Humi:47.4% | **Test Site**: | DDT 3# Chamber |
| **File Path**: | d:\ts\2024 report data\Q24062520-1E\FCC ABOVE 1G 5G KUAYUE\5 | | |
| **Memo**: | Sample Number:S24052520-001 Power Setting:86 | | |

**Test Graph**

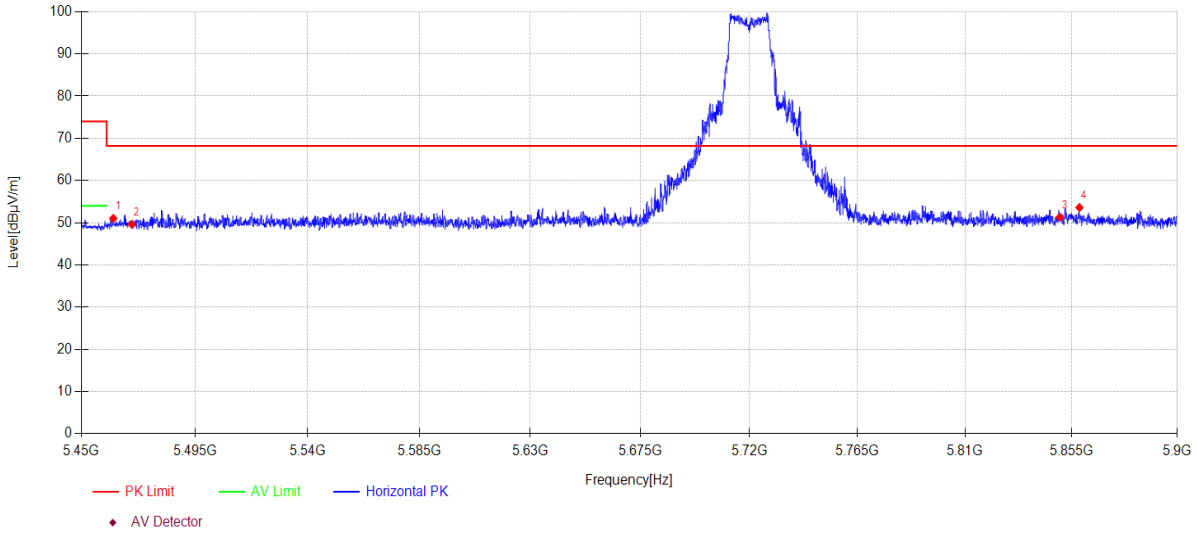


**Data List**

| NO. | Freq. [MHz] | Reading [dBµV/m] | Antenna Factor [dB] | Cable loss [dB] | AMP [dB] | Level [dBµV/m] | Limit [dBµV/m] | Margin [dB] | Detector | Polarity |
|---|---|---|---|---|---|---|---|---|---|---|
| 1 | 5462.600 | 42.55 | 33.00 | 5.49 | -30.02 | 51.02 | 68.20 | 17.18 | PK | Horizontal |
| 2 | 5470.000 | 41.15 | 33.00 | 5.49 | -30.02 | 49.62 | 68.20 | 18.58 | PK | Horizontal |
| 3 | 5850.000 | 41.54 | 34.00 | 5.74 | -29.97 | 51.31 | 68.20 | 16.89 | PK | Horizontal |
| 4 | 5858.330 | 43.80 | 34.02 | 5.75 | -29.97 | 53.60 | 68.20 | 14.60 | PK | Horizontal |

Note:
1. Level = Reading + Cable loss + Antenna Factor + AMP
2. If Peak Result complies with AV limit, AV Result is deemed to comply with AV limit.
3. Test setup: RBW: 1 MHz, VBW: 3 MHz, Sweep time: auto.

# TR-4-E-009 Radiated Emission Test Result

| | | | |
|---|---|---|---|
| **Test Date**: | 2024-07-19 | **Tested By**: | GenLiu |
| **EUT**: | 4K OTT BOX | **Model Number**: | DV9187 |
| **Test Mode**: | ANT1 11A TX 5720MHz | **Power Supply**: | AC 120V/60Hz |
| **Condition**: | Temp:24.5°C;Humi:47.4% | **Test Site**: | DDT 3# Chamber |
| **File Path**: | d:\ts\2024 report data\Q24062520-1E\FCC ABOVE 1G 5G KUAYUE\6 | | |
| **Memo**: | Sample Number:S24052520-001 Power Setting:86 | | |

**Test Graph**

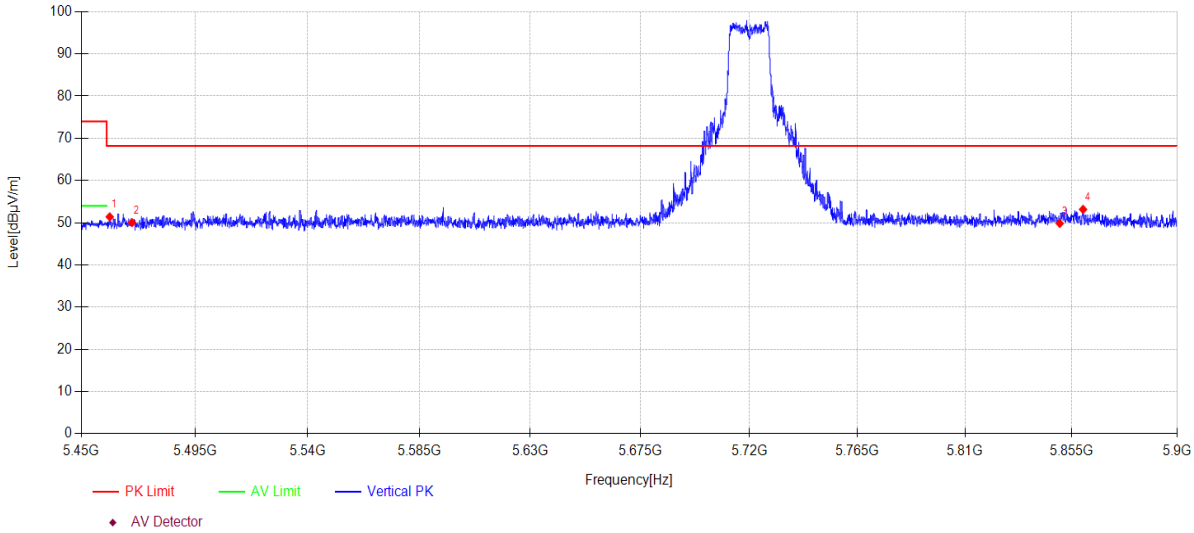


**Data List**

| NO. | Freq. [MHz] | Reading [dBµV/m] | Antenna Factor [dB] | Cable loss [dB] | AMP [dB] | Level [dBµV/m] | Limit [dBµV/m] | Margin [dB] | Detector | Polarity |
|---|---|---|---|---|---|---|---|---|---|---|
| 1 | 5461.205 | 42.94 | 33.00 | 5.48 | -30.02 | 51.40 | 68.20 | 16.80 | PK | Vertical |
| 2 | 5470.000 | 41.56 | 33.00 | 5.49 | -30.02 | 50.03 | 68.20 | 18.17 | PK | Vertical |
| 3 | 5850.000 | 40.06 | 34.00 | 5.74 | -29.97 | 49.83 | 68.20 | 18.37 | PK | Vertical |
| 4 | 5859.860 | 43.36 | 34.02 | 5.75 | -29.97 | 53.16 | 68.20 | 15.04 | PK | Vertical |

Note:
1. Level = Reading + Cable loss + Antenna Factor + AMP
2. If Peak Result complies with AV limit, AV Result is deemed to comply with AV limit.
3. Test setup: RBW: 1 MHz, VBW: 3 MHz, Sweep time: auto.

# TR-4-E-009 Radiated Emission Test Result

| | | | |
|---|---|---|---|
| **Test Date**: | 2024-07-19 | **Tested By**: | GenLiu |
| **EUT**: | 4K OTT BOX | **Model Number**: | DV9187 |
| **Test Mode**: | ANT2 11A TX 5720MHz | **Power Supply**: | AC 120V/60Hz |
| **Condition**: | Temp:24.5°C;Humi:47.4% | **Test Site**: | DDT 3# Chamber |
| **File Path**: | d:\ts\2024 report data\Q24062520-1E\FCC ABOVE 1G 5G KUAYUE\7 | | |
| **Memo**: | Sample Number:S24052520-001 Power Setting:86 | | |

**Test Graph**

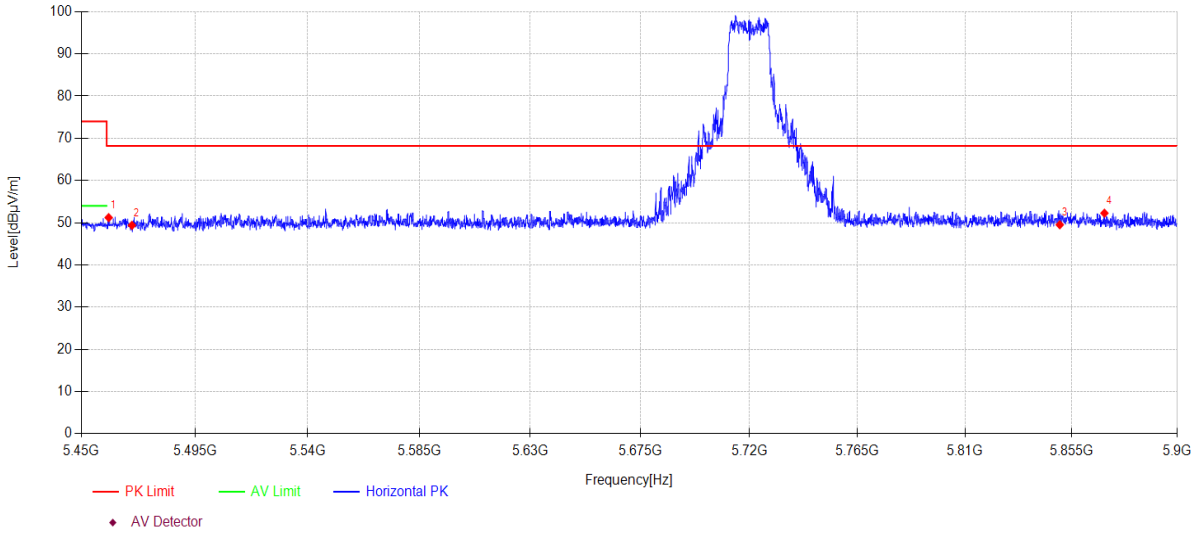


**Data List**

| NO. | Freq. [MHz] | Reading [dBµV/m] | Antenna Factor [dB] | Cable loss [dB] | AMP [dB] | Level [dBµV/m] | Limit [dBµV/m] | Margin [dB] | Detector | Polarity |
|---|---|---|---|---|---|---|---|---|---|---|
| 1 | 5460.800 | 42.75 | 33.00 | 5.48 | -30.02 | 51.21 | 68.20 | 16.99 | PK | Horizontal |
| 2 | 5470.000 | 40.92 | 33.00 | 5.49 | -30.02 | 49.39 | 68.20 | 18.81 | PK | Horizontal |
| 3 | 5850.000 | 39.75 | 34.00 | 5.74 | -29.97 | 49.52 | 68.20 | 18.68 | PK | Horizontal |
| 4 | 5868.950 | 42.44 | 34.04 | 5.75 | -29.97 | 52.26 | 68.20 | 15.94 | PK | Horizontal |

Note:
1. Level = Reading + Cable loss + Antenna Factor + AMP
2. If Peak Result complies with AV limit, AV Result is deemed to comply with AV limit.
3. Test setup: RBW: 1 MHz, VBW: 3 MHz, Sweep time: auto.

# TR-4-E-009 Radiated Emission Test Result

| | | | |
|---|---|---|---|
| **Test Date**: | 2024-07-19 | **Tested By**: | GenLiu |
| **EUT**: | 4K OTT BOX | **Model Number**: | DV9187 |
| **Test Mode**: | ANT2 11A TX 5720MHz | **Power Supply**: | AC 120V/60Hz |
| **Condition**: | Temp:24.5°C;Humi:47.4% | **Test Site**: | DDT 3# Chamber |
| **File Path**: | d:\ts\2024 report data\Q24062520-1E\FCC ABOVE 1G 5G KUAYUE\8 | | |
| **Memo**: | Sample Number:S24052520-001 Power Setting:86 | | |

**Test Graph**

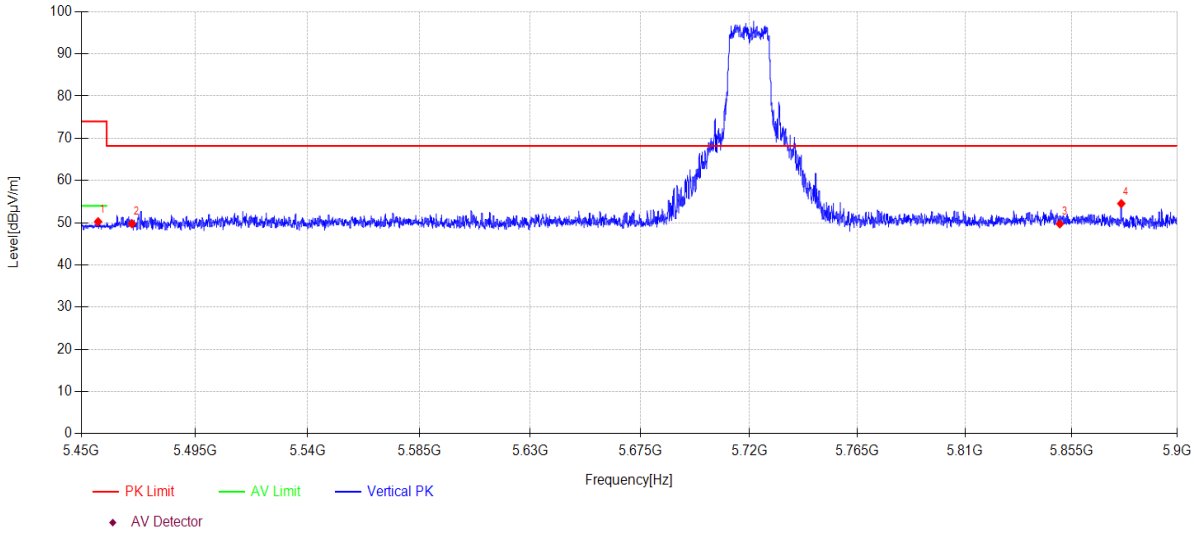


**Data List**

| N O. | Freq. [MHz] | Reading [dBµV/m] | Antenna Factor [dB] | Cable loss [dB] | AMP [dB] | Level [dBµV/m] | Limit [dBµV/m] | Margin [dB] | Detector | Polarity |
|---|---|---|---|---|---|---|---|---|---|---|
| 1 | 5456.615 | 41.78 | 33.00 | 5.48 | -30.02 | 50.24 | 74.00 | 23.76 | PK | Vertical |
| 2 | 5470.000 | 41.29 | 33.00 | 5.49 | -30.02 | 49.76 | 68.20 | 18.44 | PK | Vertical |
| 3 | 5850.000 | 39.95 | 34.00 | 5.74 | -29.97 | 49.72 | 68.20 | 18.48 | PK | Vertical |
| 4 | 5876.105 | 44.69 | 34.05 | 5.76 | -29.97 | 54.53 | 68.20 | 13.67 | PK | Vertical |

Note:
1. Level = Reading + Cable loss + Antenna Factor + AMP
2. If Peak Result complies with AV limit, AV Result is deemed to comply with AV limit.
3. Test setup: RBW: 1 MHz, VBW: 3 MHz, Sweep time: auto.

# TR-4-E-009 Radiated Emission Test Result

| | | | |
|---|---|---|---|
| **Test Date**: | 2024-07-19 | **Tested By**: | GenLiu |
| **EUT**: | 4K OTT BOX | **Model Number**: | DV9187 |
| **Test Mode**: | ANT1+2 N20 TX 5720MHz | **Power Supply**: | AC 120V/60Hz |
| **Condition**: | Temp:24.5°C;Humi:47.4% | **Test Site**: | DDT 3# Chamber |
| **File Path**: | d:\ts\2024 report data\Q24062520-1E\FCC ABOVE 1G 5G KUAYUE\3 | | |
| **Memo**: | Sample Number:S24052520-001 Power Setting:86 | | |

**Test Graph**

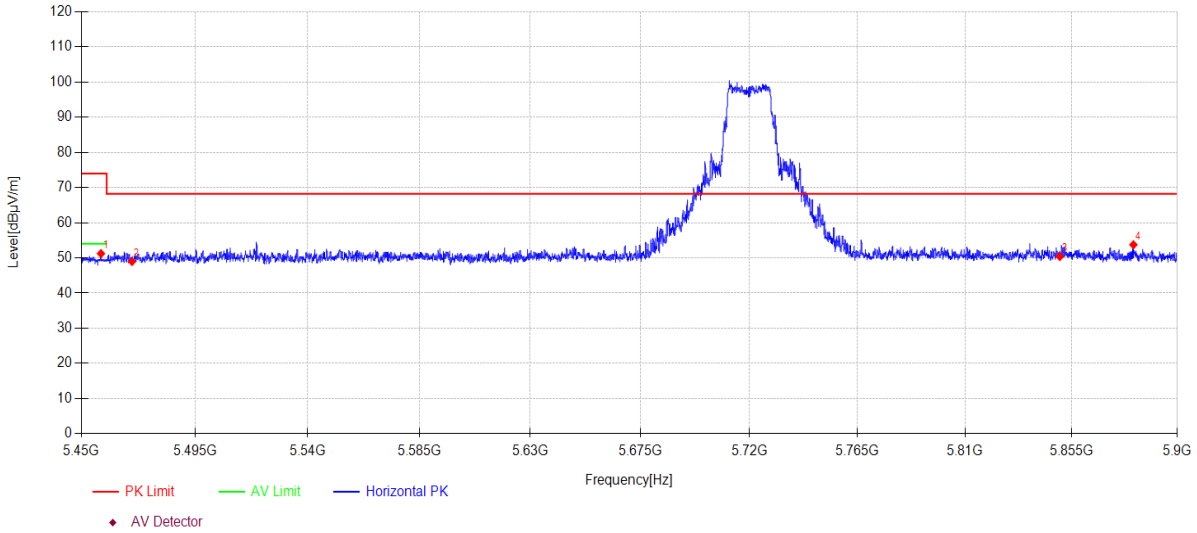


| Data List | | | | | | | | | | |
|---|---|---|---|---|---|---|---|---|---|---|
| **N O.** | **Freq. [MHz]** | **Reading [dBµV/m]** | **Antenna Factor [dB]** | **Cable loss [dB]** | **AMP [dB]** | **Level [dBµV/m]** | **Limit [dBµV/m]** | **Margin [dB]** | **Detector** | **Polarity** |
| 1 | 5457.740 | 42.76 | 33.00 | 5.48 | -30.02 | 51.22 | 74.00 | 22.78 | PK | Horizontal |
| 2 | 5470.000 | 40.52 | 33.00 | 5.49 | -30.02 | 48.99 | 68.20 | 19.21 | PK | Horizontal |
| 3 | 5850.000 | 40.62 | 34.00 | 5.74 | -29.97 | 50.39 | 68.20 | 17.81 | PK | Horizontal |
| 4 | 5881.280 | 43.89 | 34.06 | 5.76 | -29.97 | 53.74 | 68.20 | 14.46 | PK | Horizontal |

Note:
1. Level = Reading + Cable loss + Antenna Factor + AMP
2. If Peak Result complies with AV limit, AV Result is deemed to comply with AV limit.
3. Test setup: RBW: 1 MHz, VBW: 3 MHz, Sweep time: auto.

# TR-4-E-009 Radiated Emission Test Result

| | | | |
|---|---|---|---|
| **Test Date**: | 2024-07-19 | **Tested By**: | GenLiu |
| **EUT**: | 4K OTT BOX | **Model Number**: | DV9187 |
| **Test Mode**: | ANT1+2 N20 TX 5720MHz | **Power Supply**: | AC 120V/60Hz |
| **Condition**: | Temp:24.5°C;Humi:47.4% | **Test Site**: | DDT 3# Chamber |
| **File Path**: | d:\ts\2024 report data\Q24062520-1E\FCC ABOVE 1G 5G KUAYUE\4 | | |
| **Memo**: | Sample Number:S24052520-001 Power Setting:86 | | |

**Test Graph**

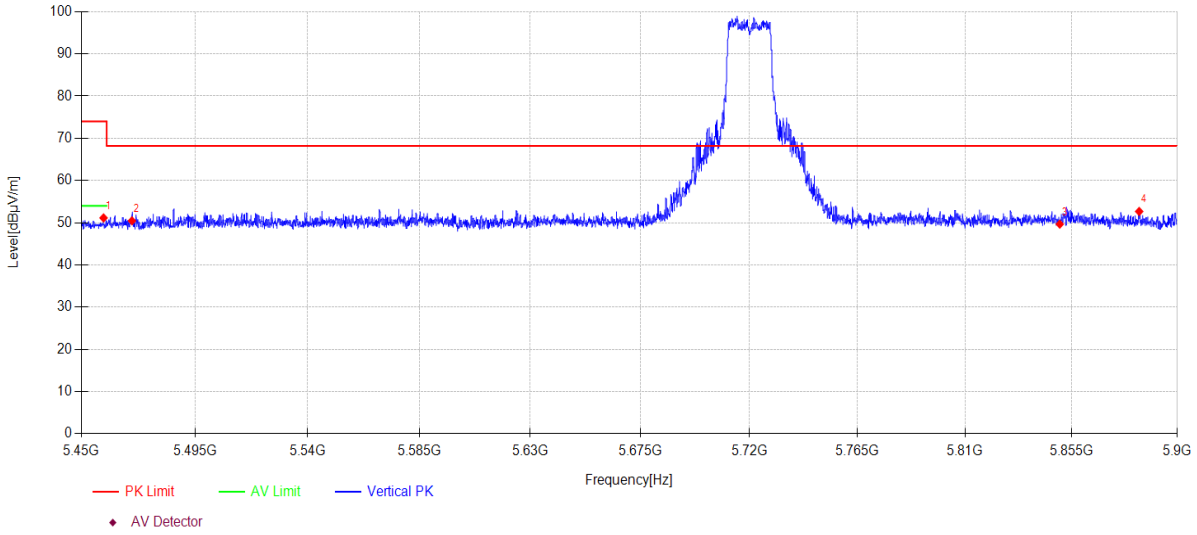


**Data List**

| N O. | Freq. [MHz] | Reading [dBµV/m] | Antenna Factor [dB] | Cable loss [dB] | AMP [dB] | Level [dBµV/m] | Limit [dBµV/m] | Margin [dB] | Detector | Polarity |
|---|---|---|---|---|---|---|---|---|---|---|
| 1 | 5458.775 | 42.68 | 33.00 | 5.48 | -30.02 | 51.14 | 74.00 | 22.86 | PK | Vertical |
| 2 | 5470.000 | 41.98 | 33.00 | 5.49 | -30.02 | 50.45 | 68.20 | 17.75 | PK | Vertical |
| 3 | 5850.000 | 39.89 | 34.00 | 5.74 | -29.97 | 49.66 | 68.20 | 18.54 | PK | Vertical |
| 4 | 5883.710 | 42.81 | 34.07 | 5.76 | -29.97 | 52.67 | 68.20 | 15.53 | PK | Vertical |

Note:
1. Level = Reading + Cable loss + Antenna Factor + AMP
2. If Peak Result complies with AV limit, AV Result is deemed to comply with AV limit.
3. Test setup: RBW: 1 MHz, VBW: 3 MHz, Sweep time: auto.

# TR-4-E-009 Radiated Emission Test Result

| | | | |
|---|---|---|---|
| **Test Date**: | 2024-07-19 | **Tested By**: | GenLiu |
| **EUT**: | 4K OTT BOX | **Model Number**: | DV9187 |
| **Test Mode**: | ANT2 11N40 TX 5710MHz | **Power Supply**: | AC 120V/60Hz |
| **Condition**: | Temp:24.5°C;Humi:47.4% | **Test Site**: | DDT 3# Chamber |
| **File Path**: | d:\ts\2024 report data\Q24062520-1E\FCC ABOVE 1G 5G KUAYUE\9 | | |
| **Memo**: | Sample Number:S24052520-001 Power Setting:76 | | |

**Test Graph**

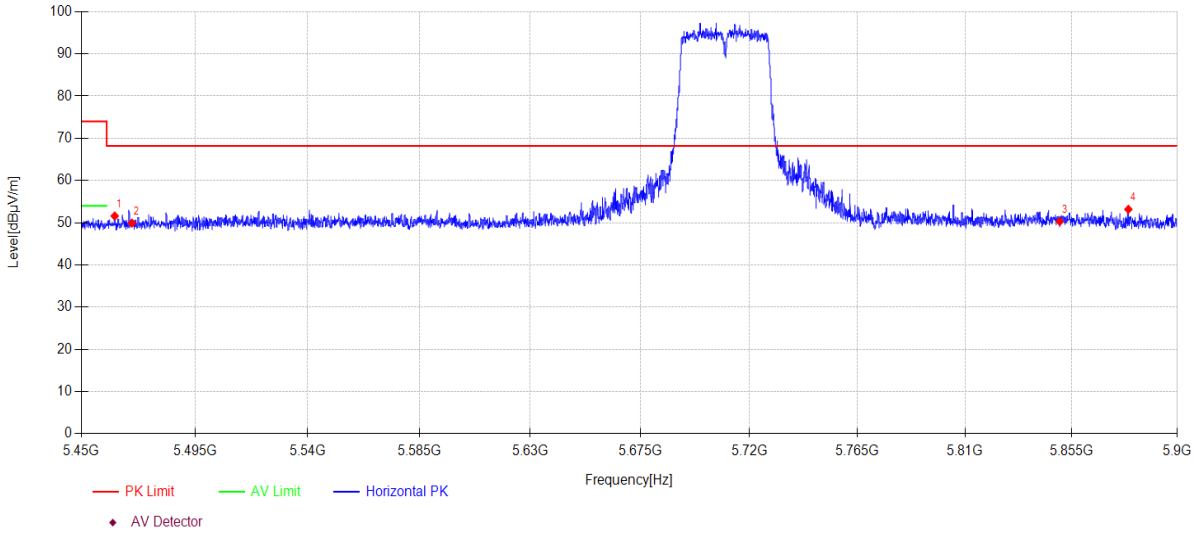


**Data List**

| NO. | Freq. [MHz] | Reading [dBµV/m] | Antenna Factor [dB] | Cable loss [dB] | AMP [dB] | Level [dBµV/m] | Limit [dBµV/m] | Margin [dB] | Detector | Polarity |
|---|---|---|---|---|---|---|---|---|---|---|
| 1 | 5463.185 | 43.12 | 33.00 | 5.49 | -30.02 | 51.59 | 68.20 | 16.61 | PK | Horizontal |
| 2 | 5470.000 | 41.44 | 33.00 | 5.49 | -30.02 | 49.91 | 68.20 | 18.29 | PK | Horizontal |
| 3 | 5850.000 | 40.52 | 34.00 | 5.74 | -29.97 | 50.29 | 68.20 | 17.91 | PK | Horizontal |
| 4 | 5879.120 | 43.32 | 34.06 | 5.76 | -29.97 | 53.17 | 68.20 | 15.03 | PK | Horizontal |

Note:
1. Level = Reading + Cable loss + Antenna Factor + AMP
2. If Peak Result complies with AV limit, AV Result is deemed to comply with AV limit.
3. Test setup: RBW: 1 MHz, VBW: 3 MHz, Sweep time: auto.

# TR-4-E-009 Radiated Emission Test Result

| | | | |
|---|---|---|---|
| **Test Date**: | 2024-07-19 | **Tested By**: | GenLiu |
| **EUT**: | 4K OTT BOX | **Model Number**: | DV9187 |
| **Test Mode**: | ANT2 11N40 TX 5710MHz | **Power Supply**: | AC 120V/60Hz |
| **Condition**: | Temp:24.5°C;Humi:47.4% | **Test Site**: | DDT 3# Chamber |
| **File Path**: | d:\ts\2024 report data\Q24062520-1E\FCC ABOVE 1G 5G KUAYUE\10 | | |
| **Memo**: | Sample Number:S24052520-001 Power Setting:76 | | |

**Test Graph**

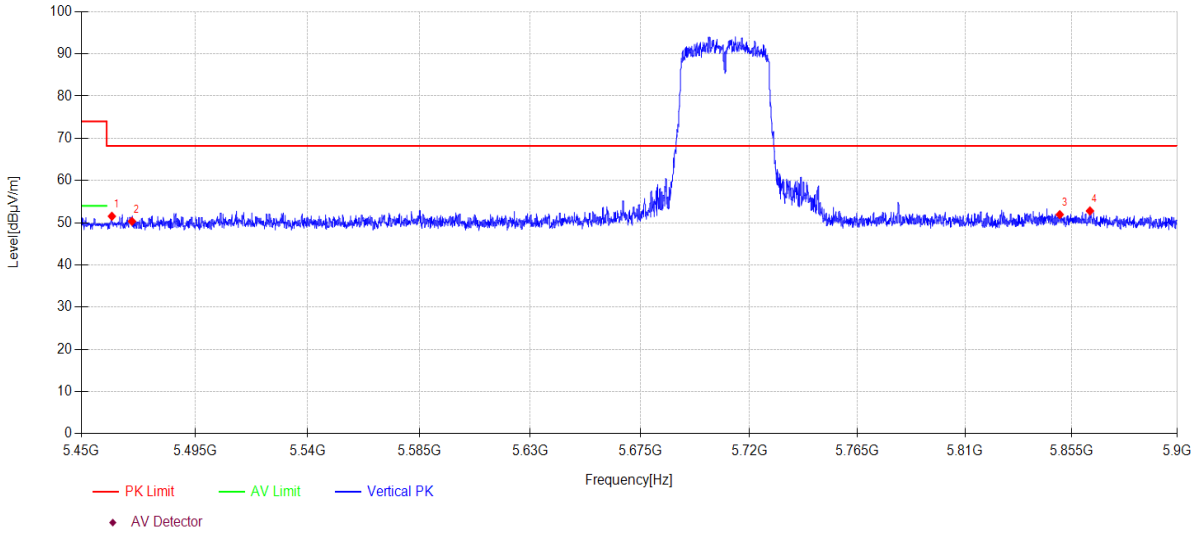


**Data List**

| NO. | Freq. [MHz] | Reading [dBµV/m] | Antenna Factor [dB] | Cable loss [dB] | AMP [dB] | Level [dBµV/m] | Limit [dBµV/m] | Margin [dB] | Detector | Polarity |
|---|---|---|---|---|---|---|---|---|---|---|
| 1 | 5462.060 | 43.07 | 33.00 | 5.48 | -30.02 | 51.53 | 68.20 | 16.67 | PK | Vertical |
| 2 | 5470.000 | 41.85 | 33.00 | 5.49 | -30.02 | 50.32 | 68.20 | 17.88 | PK | Vertical |
| 3 | 5850.000 | 42.16 | 34.00 | 5.74 | -29.97 | 51.93 | 68.20 | 16.27 | PK | Vertical |
| 4 | 5862.785 | 42.98 | 34.03 | 5.75 | -29.97 | 52.79 | 68.20 | 15.41 | PK | Vertical |

Note:
1. Level = Reading + Cable loss + Antenna Factor + AMP
2. If Peak Result complies with AV limit, AV Result is deemed to comply with AV limit.
3. Test setup: RBW: 1 MHz, VBW: 3 MHz, Sweep time: auto.

# TR-4-E-009 Radiated Emission Test Result

| | | | |
|---|---|---|---|
| **Test Date**: | 2024-07-19 | **Tested By**: | GenLiu |
| **EUT**: | 4K OTT BOX | **Model Number**: | DV9187 |
| **Test Mode**: | ANT1+2 AC20 TX 5720MHz | **Power Supply**: | AC 120V/60Hz |
| **Condition**: | Temp:24.5°C;Humi:47.4% | **Test Site**: | DDT 3# Chamber |
| **File Path**: | d:\ts\2024 report data\Q24062520-1E\FCC ABOVE 1G 5G KUAYUE\1 | | |
| **Memo**: | Sample Number:S24052520-001 Power Setting:76 | | |

**Test Graph**

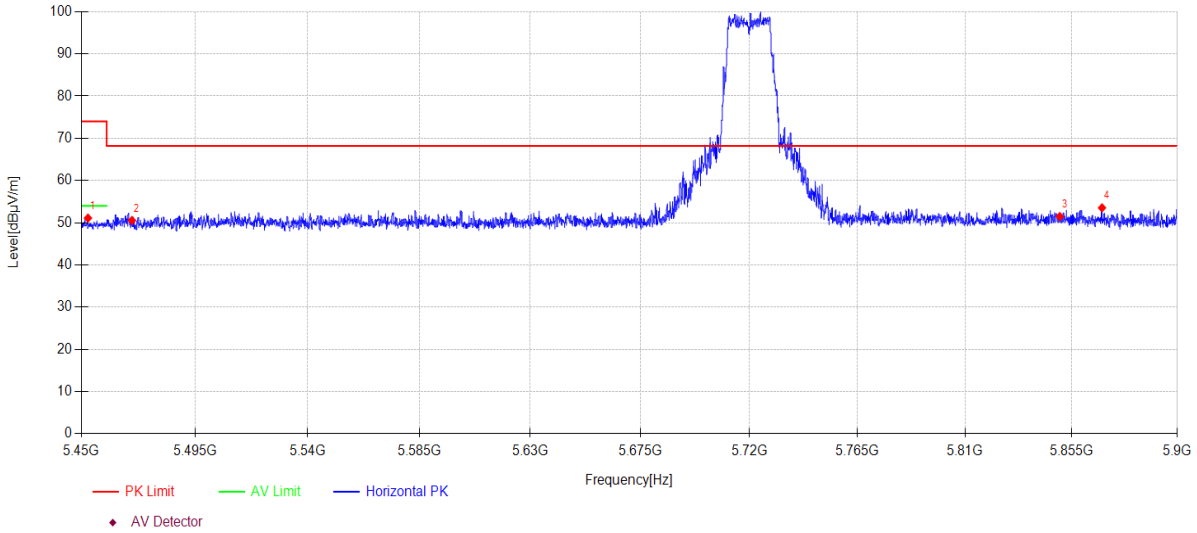


**Data List**

| N O. | Freq. [MHz] | Reading [dBµV/m] | Antenna Factor [dB] | Cable loss [dB] | AMP [dB] | Level [dBµV/m] | Limit [dBµV/m] | Margin [dB] | Detector | Polarity |
|---|---|---|---|---|---|---|---|---|---|---|
| 1 | 5452.610 | 42.64 | 33.00 | 5.48 | -30.02 | 51.10 | 74.00 | 22.90 | PK | Horizontal |
| 2 | 5470.000 | 42.07 | 33.00 | 5.49 | -30.02 | 50.54 | 68.20 | 17.66 | PK | Horizontal |
| 3 | 5850.000 | 41.70 | 34.00 | 5.74 | -29.97 | 51.47 | 68.20 | 16.73 | PK | Horizontal |
| 4 | 5867.915 | 43.72 | 34.04 | 5.75 | -29.97 | 53.54 | 68.20 | 14.66 | PK | Horizontal |

Note:
1. Level = Reading + Cable loss + Antenna Factor + AMP
2. If Peak Result complies with AV limit, AV Result is deemed to comply with AV limit.
3. Test setup: RBW: 1 MHz, VBW: 3 MHz, Sweep time: auto.

# TR-4-E-009 Radiated Emission Test Result

| | | | |
|---|---|---|---|
| **Test Date**: | 2024-07-19 | **Tested By**: | GenLiu |
| **EUT**: | 4K OTT BOX | **Model Number**: | DV9187 |
| **Test Mode**: | ANT1+2 AC20 TX 5720MHz | **Power Supply**: | AC 120V/60Hz |
| **Condition**: | Temp:24.5°C;Humi:47.4% | **Test Site**: | DDT 3# Chamber |
| **File Path**: | d:\ts\2024 report data\Q24062520-1E\FCC ABOVE 1G 5G KUAYUE\2 | | |
| **Memo**: | Sample Number:S24052520-001 Power Setting:76 | | |

**Test Graph**

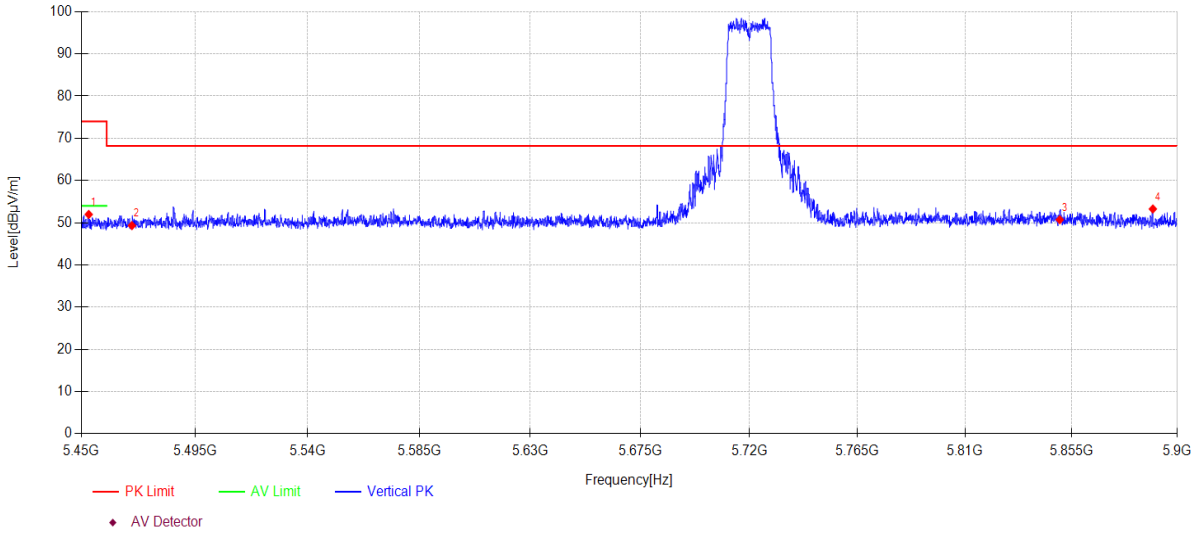


**Data List**

| N O. | Freq. [MHz] | Reading [dBµV/m] | Antenna Factor [dB] | Cable loss [dB] | AMP [dB] | Level [dBµV/m] | Limit [dBµV/m] | Margin [dB] | Detector | Polarity |
|---|---|---|---|---|---|---|---|---|---|---|
| 1 | 5452.925 | 43.50 | 33.00 | 5.48 | -30.02 | 51.96 | 74.00 | 22.04 | PK | Vertical |
| 2 | 5470.000 | 40.86 | 33.00 | 5.49 | -30.02 | 49.33 | 68.20 | 18.87 | PK | Vertical |
| 3 | 5850.000 | 40.95 | 34.00 | 5.74 | -29.97 | 50.72 | 68.20 | 17.48 | PK | Vertical |
| 4 | 5889.560 | 43.37 | 34.08 | 5.77 | -29.96 | 53.26 | 68.20 | 14.94 | PK | Vertical |

Note:
1. Level = Reading + Cable loss + Antenna Factor + AMP
2. If Peak Result complies with AV limit, AV Result is deemed to comply with AV limit.
3. Test setup: RBW: 1 MHz, VBW: 3 MHz, Sweep time: auto.

# TR-4-E-009 Radiated Emission Test Result

| | | | |
|---|---|---|---|
| **Test Date**: | 2024-07-19 | **Tested By**: | GenLiu |
| **EUT**: | 4K OTT BOX | **Model Number**: | DV9187 |
| **Test Mode**: | ANT2 11AC40 TX 5710MHz | **Power Supply**: | AC 120V/60Hz |
| **Condition**: | Temp:24.5°C;Humi:47.4% | **Test Site**: | DDT 3# Chamber |
| **File Path**: | d:\ts\2024 report data\Q24062520-1E\FCC ABOVE 1G 5G KUAYUE\11 | | |
| **Memo**: | Sample Number:S24052520-001 Power Setting:70 | | |

**Test Graph**

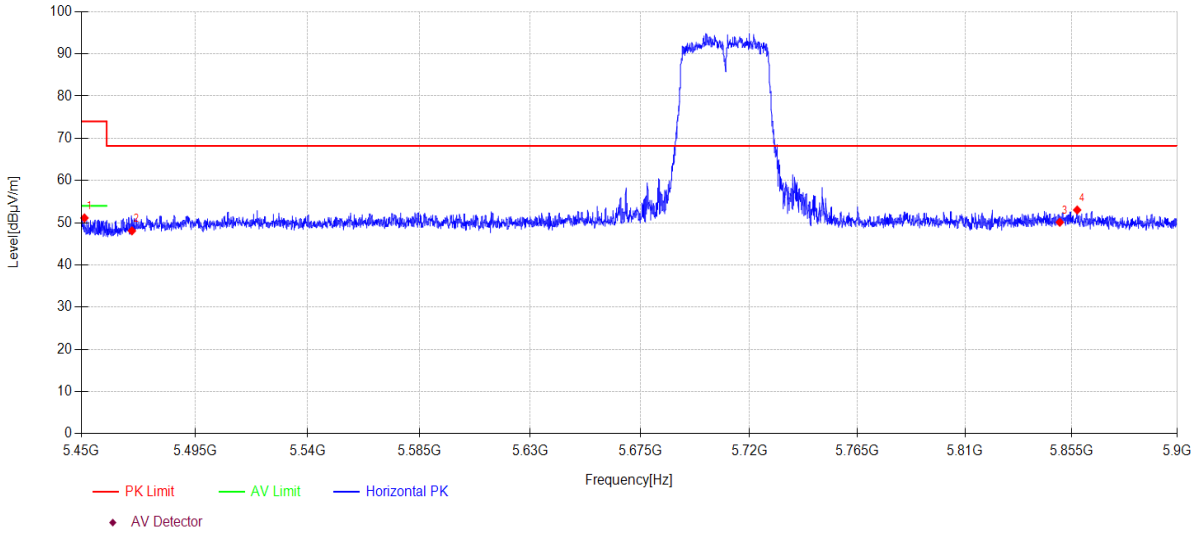


**Data List**

| NO. | Freq. [MHz] | Reading [dBµV/m] | Antenna Factor [dB] | Cable loss [dB] | AMP [dB] | Level [dBµV/m] | Limit [dBµV/m] | Margin [dB] | Detector | Polarity |
|---|---|---|---|---|---|---|---|---|---|---|
| 1 | 5451.215 | 42.67 | 33.00 | 5.48 | -30.02 | 51.13 | 74.00 | 22.87 | PK | Horizontal |
| 2 | 5470.000 | 39.61 | 33.00 | 5.49 | -30.02 | 48.08 | 68.20 | 20.12 | PK | Horizontal |
| 3 | 5850.000 | 40.34 | 34.00 | 5.74 | -29.97 | 50.11 | 68.20 | 18.09 | PK | Horizontal |
| 4 | 5857.385 | 43.22 | 34.01 | 5.75 | -29.97 | 53.01 | 68.20 | 15.19 | PK | Horizontal |

Note:
1. Level = Reading + Cable loss + Antenna Factor + AMP
2. If Peak Result complies with AV limit, AV Result is deemed to comply with AV limit.
3. Test setup: RBW: 1 MHz, VBW: 3 MHz, Sweep time: auto.

# TR-4-E-009 Radiated Emission Test Result

| | | | |
|---|---|---|---|
| **Test Date**: | 2024-07-19 | **Tested By**: | GenLiu |
| **EUT**: | 4K OTT BOX | **Model Number**: | DV9187 |
| **Test Mode**: | ANT2 11AC40 TX 5710MHz | **Power Supply**: | AC 120V/60Hz |
| **Condition**: | Temp:24.5°C;Humi:47.4% | **Test Site**: | DDT 3# Chamber |
| **File Path**: | d:\ts\2024 report data\Q24062520-1E\FCC ABOVE 1G 5G KUAYUE\12 | | |
| **Memo**: | Sample Number:S24052520-001 Power Setting:70 | | |

**Test Graph**

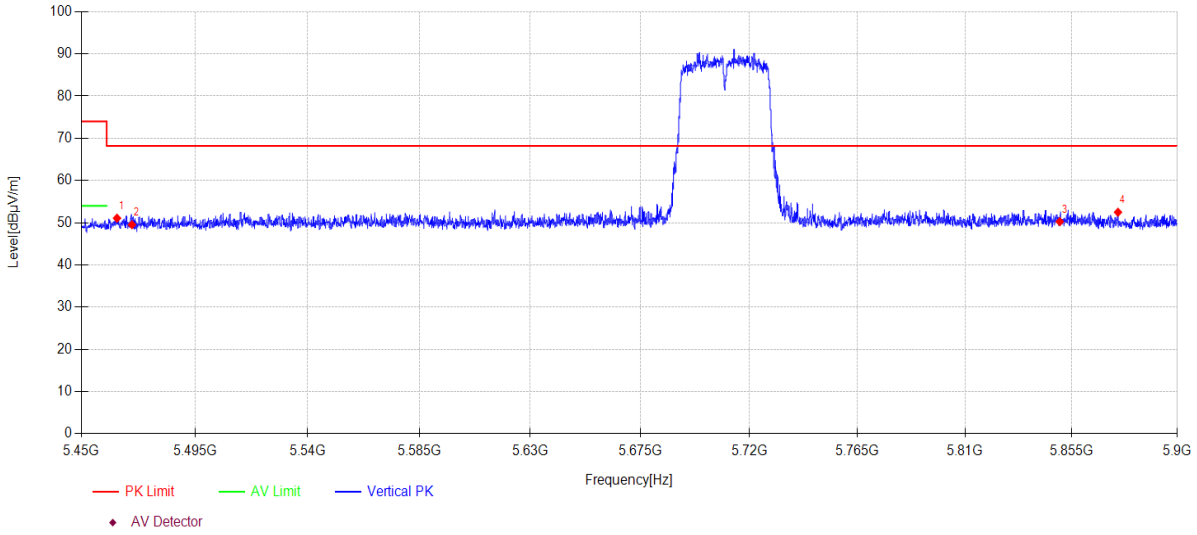


**Data List**

| NO. | Freq. [MHz] | Reading [dBµV/m] | Antenna Factor [dB] | Cable loss [dB] | AMP [dB] | Level [dBµV/m] | Limit [dBµV/m] | Margin [dB] | Detector | Polarity |
|---|---|---|---|---|---|---|---|---|---|---|
| 1 | 5464.085 | 42.61 | 33.00 | 5.49 | -30.02 | 51.08 | 68.20 | 17.12 | PK | Vertical |
| 2 | 5470.000 | 41.06 | 33.00 | 5.49 | -30.02 | 49.53 | 68.20 | 18.67 | PK | Vertical |
| 3 | 5850.000 | 40.48 | 34.00 | 5.74 | -29.97 | 50.25 | 68.20 | 17.95 | PK | Vertical |
| 4 | 5874.710 | 42.64 | 34.05 | 5.76 | -29.97 | 52.48 | 68.20 | 15.72 | PK | Vertical |

Note:
1. Level = Reading + Cable loss + Antenna Factor + AMP
2. If Peak Result complies with AV limit, AV Result is deemed to comply with AV limit.
3. Test setup: RBW: 1 MHz, VBW: 3 MHz, Sweep time: auto.

# TR-4-E-009 Radiated Emission Test Result

| | | | |
|---|---|---|---|
| **Test Date**: | 2024-07-19 | **Tested By**: | GenLiu |
| **EUT**: | 4K OTT BOX | **Model Number**: | DV9187 |
| **Test Mode**: | ANT2 11AC80 TX 5690MHz | **Power Supply**: | AC 120V/60Hz |
| **Condition**: | Temp:24.5°C;Humi:47.4% | **Test Site**: | DDT 3# Chamber |
| **File Path**: | d:\ts\2024 report data\Q24062520-1E\FCC ABOVE 1G 5G KUAYUE\13 | | |
| **Memo**: | Sample Number:S24052520-001 Power Setting:70 | | |

**Test Graph**

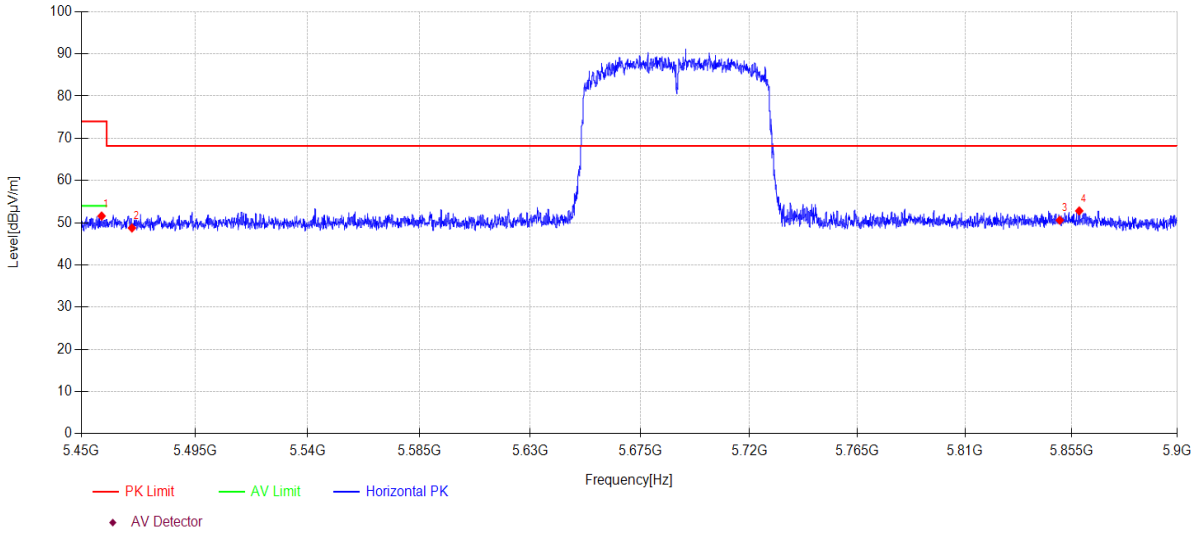


**Data List**

| NO. | Freq. [MHz] | Reading [dBµV/m] | Antenna Factor [dB] | Cable loss [dB] | AMP [dB] | Level [dBµV/m] | Limit [dBµV/m] | Margin [dB] | Detector | Polarity |
|---|---|---|---|---|---|---|---|---|---|---|
| 1 | 5458.010 | 43.13 | 33.00 | 5.48 | -30.02 | 51.59 | 74.00 | 22.41 | PK | Horizontal |
| 2 | 5470.000 | 40.28 | 33.00 | 5.49 | -30.02 | 48.75 | 68.20 | 19.45 | PK | Horizontal |
| 3 | 5850.000 | 40.81 | 34.00 | 5.74 | -29.97 | 50.58 | 68.20 | 17.62 | PK | Horizontal |
| 4 | 5858.240 | 43.00 | 34.02 | 5.75 | -29.97 | 52.80 | 68.20 | 15.40 | PK | Horizontal |

Note:
1. Level = Reading + Cable loss + Antenna Factor + AMP
2. If Peak Result complies with AV limit, AV Result is deemed to comply with AV limit.
3. Test setup: RBW: 1 MHz, VBW: 3 MHz, Sweep time: auto.

# TR-4-E-009 Radiated Emission Test Result

| | | | |
|---|---|---|---|
| **Test Date**: | 2024-07-19 | **Tested By**: | GenLiu |
| **EUT**: | 4K OTT BOX | **Model Number**: | DV9187 |
| **Test Mode**: | ANT2 11AC80 TX 5690MHz | **Power Supply**: | AC 120V/60Hz |
| **Condition**: | Temp:24.5°C;Humi:47.4% | **Test Site**: | DDT 3# Chamber |
| **File Path**: | d:\ts\2024 report data\Q24062520-1E\FCC ABOVE 1G 5G KUAYUE\14 | | |
| **Memo**: | Sample Number:S24052520-001 Power Setting:70 | | |

**Test Graph**

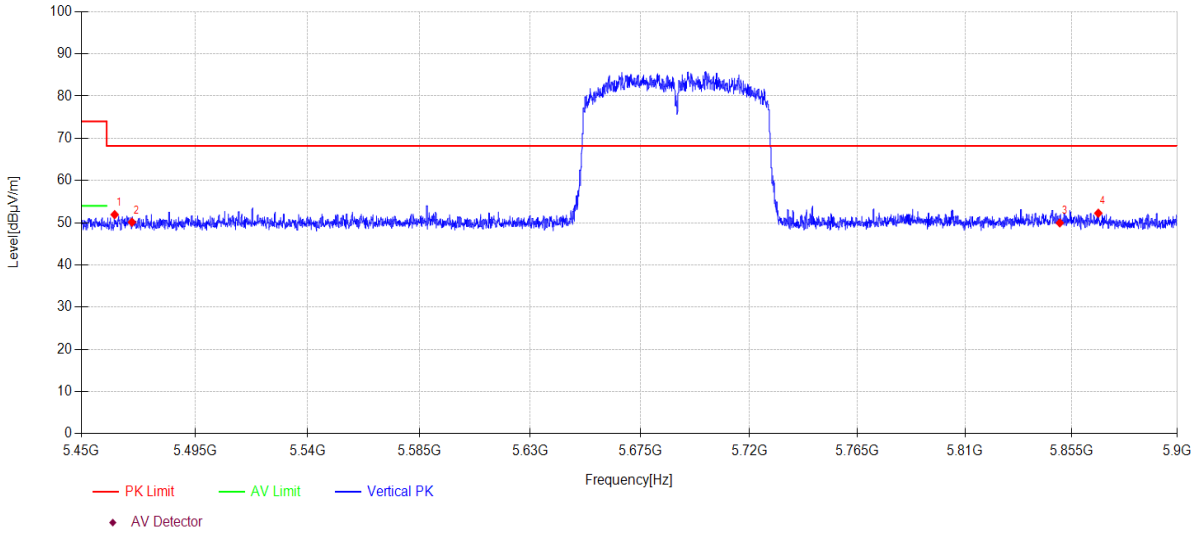


**Data List**

| N O. | Freq. [MHz] | Reading [dBµV/m] | Antenna Factor [dB] | Cable loss [dB] | AMP [dB] | Level [dBµV/m] | Limit [dBµV/m] | Margin [dB] | Detector | Polarity |
|---|---|---|---|---|---|---|---|---|---|---|
| 1 | 5463.140 | 43.45 | 33.00 | 5.49 | -30.02 | 51.92 | 68.20 | 16.28 | PK | Vertical |
| 2 | 5470.000 | 41.65 | 33.00 | 5.49 | -30.02 | 50.12 | 68.20 | 18.08 | PK | Vertical |
| 3 | 5850.000 | 40.18 | 34.00 | 5.74 | -29.97 | 49.95 | 68.20 | 18.25 | PK | Vertical |
| 4 | 5866.340 | 42.45 | 34.03 | 5.75 | -29.97 | 52.26 | 68.20 | 15.94 | PK | Vertical |

Note:
1. Level = Reading + Cable loss + Antenna Factor + AMP
2. If Peak Result complies with AV limit, AV Result is deemed to comply with AV limit.
3. Test setup: RBW: 1 MHz, VBW: 3 MHz, Sweep time: auto.

# TR-4-E-009 Radiated Emission Test Result

| | | | |
|---|---|---|---|
| **Test Date**: | 2024-07-25 | **Tested By**: | GenLiu |
| **EUT**: | 4K OTT BOX | **Model Number**: | DV9187 |
| **Test Mode**: | 11A ANT1 TX 5745MHz mode | **Power Supply**: | AC 120V/60Hz |
| **Condition**: | Temp:24.5°C;Humi:47.4% | **Test Site**: | DDT 3# Chamber |
| **File Path**: | d:\ts\2024 report data\Q24062520-1E\FCC ABOVE 5G MASK\29 | | |
| **Memo**: | Sample Number:S24052520-001 Power Setting:86 | | |

**Test Graph**

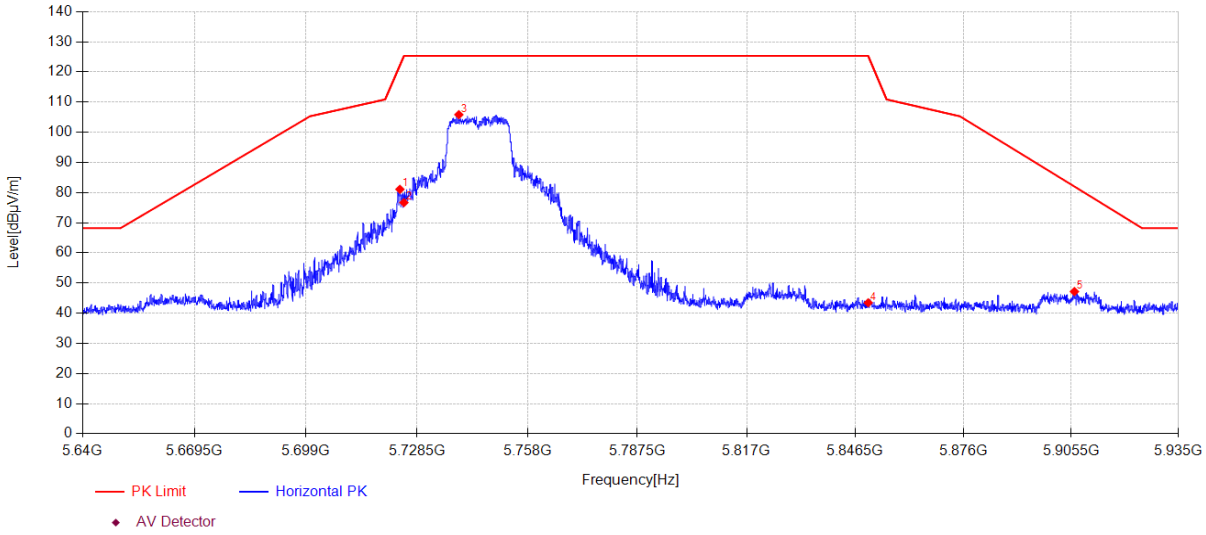


| Data List | | | | | | | | | | |
|---|---|---|---|---|---|---|---|---|---|---|
| **N O.** | **Freq. [MHz]** | **Reading [dBµV/m]** | **Antenna Factor [dB]** | **Cable loss [dB]** | **AMP [dB]** | **Level [dBµV/m]** | **Limit [dBµV/m]** | **Margin [dB]** | **Detector** | **Polarity** |
| 1 | 5723.928 | 81.46 | 33.74 | 5.87 | -39.99 | 81.08 | 122.21 | 41.13 | PK | Horizontal |
| 2 | 5725.000 | 77.05 | 33.75 | 5.87 | -39.99 | 76.68 | 125.30 | 48.62 | PK | Horizontal |
| 3 | 5739.651 | 106.10 | 33.84 | 5.88 | -39.98 | 105.84 | 125.30 | 19.46 | PK | Horizontal |
| 4 | 5850.000 | 43.48 | 34.00 | 5.94 | -39.97 | 43.45 | 125.27 | 81.82 | PK | Horizontal |
| 5 | 5906.385 | 47.06 | 34.11 | 5.96 | -39.96 | 47.17 | 82.01 | 34.84 | PK | Horizontal |

Note:
1. Level = Reading + Cable loss + Antenna Factor + AMP
2. If Peak Result complies with AV limit, AV Result is deemed to comply with AV limit.
3. Test setup: RBW: 1 MHz, VBW: 3 MHz, Sweep time: auto.

# TR-4-E-009 Radiated Emission Test Result

| | | | |
|---|---|---|---|
| **Test Date**: | 2024-07-25 | **Tested By**: | GenLiu |
| **EUT**: | 4K OTT BOX | **Model Number**: | DV9187 |
| **Test Mode**: | 11A ANT1 TX 5745MHz mode | **Power Supply**: | AC 120V/60Hz |
| **Condition**: | Temp:24.5°C;Humi:47.4% | **Test Site**: | DDT 3# Chamber |
| **File Path**: | d:\ts\2024 report data\Q24062520-1E\FCC ABOVE 5G MASK\30 | | |
| **Memo**: | Sample Number:S24052520-001 Power Setting:86 | | |

**Test Graph**

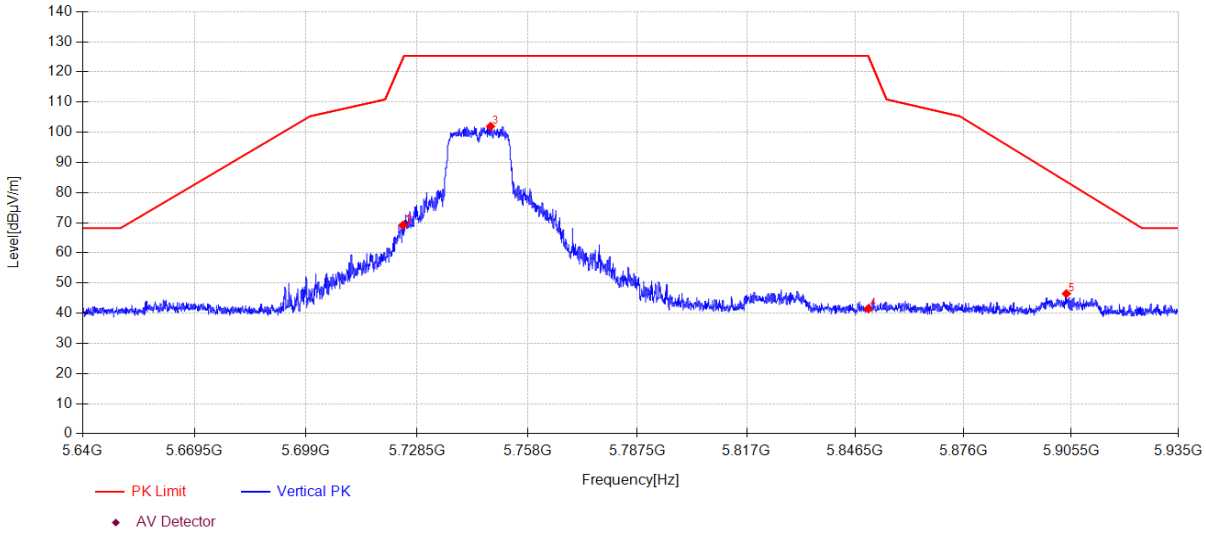


| Data List | | | | | | | | | | |
|---|---|---|---|---|---|---|---|---|---|---|
| **N O.** | **Freq. [MHz]** | **Reading [dBµV/m]** | **Antenna Factor [dB]** | **Cable loss [dB]** | **AMP [dB]** | **Level [dBµV/m]** | **Limit [dBµV/m]** | **Margin [dB]** | **Detector** | **Polarity** |
| 1 | 5724.754 | 69.56 | 33.75 | 5.87 | -39.99 | 69.19 | 124.59 | 55.40 | PK | Vertical |
| 2 | 5725.000 | 69.24 | 33.75 | 5.87 | -39.99 | 68.87 | 125.30 | 56.43 | PK | Vertical |
| 3 | 5748.118 | 102.16 | 33.89 | 5.88 | -39.98 | 101.95 | 125.30 | 23.35 | PK | Vertical |
| 4 | 5850.000 | 41.50 | 34.00 | 5.94 | -39.97 | 41.47 | 125.27 | 83.80 | PK | Vertical |
| 5 | 5904.173 | 46.35 | 34.11 | 5.96 | -39.96 | 46.46 | 83.65 | 37.19 | PK | Vertical |

Note:
1. Level = Reading + Cable loss + Antenna Factor + AMP
2. If Peak Result complies with AV limit, AV Result is deemed to comply with AV limit.
3. Test setup: RBW: 1 MHz, VBW: 3 MHz, Sweep time: auto.

# TR-4-E-009 Radiated Emission Test Result

| | | | |
|---|---|---|---|
| **Test Date**: | 2024-07-25 | **Tested By**: | GenLiu |
| **EUT**: | 4K OTT BOX | **Model Number**: | DV9187 |
| **Test Mode**: | 11A ANT1 TX 5785MHz mode | **Power Supply**: | AC 120V/60Hz |
| **Condition**: | Temp:24.5°C;Humi:47.4% | **Test Site**: | DDT 3# Chamber |
| **File Path**: | d:\ts\2024 report data\Q24062520-1E\FCC ABOVE 5G MASK\31 | | |
| **Memo**: | Sample Number:S24052520-001 Power Setting:86 | | |

**Test Graph**

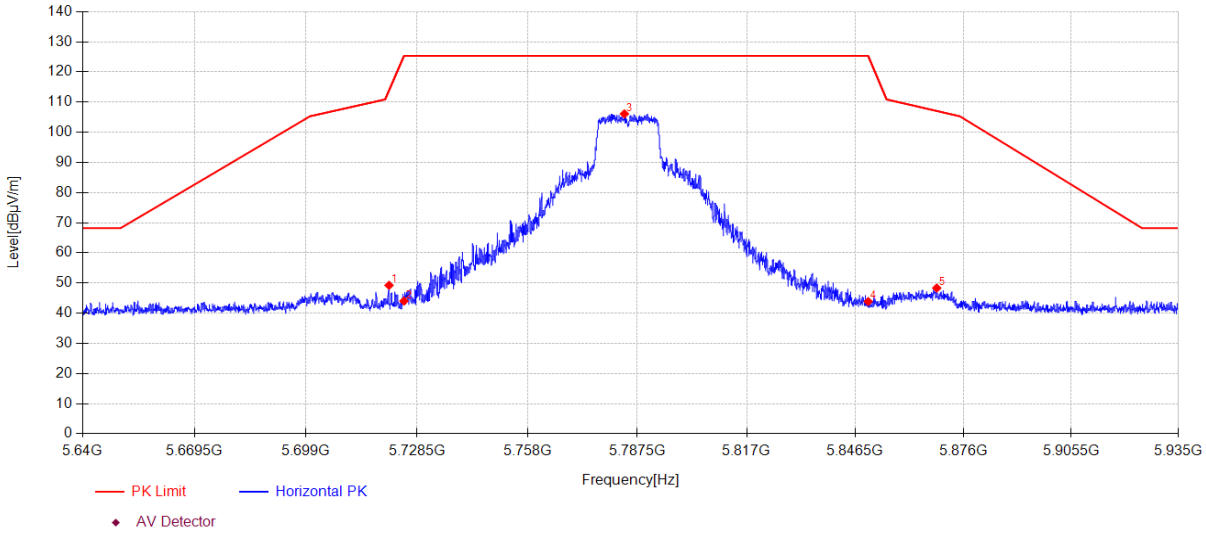


**Data List**

| NO. | Freq. [MHz] | Reading [dBµV/m] | Antenna Factor [dB] | Cable loss [dB] | AMP [dB] | Level [dBµV/m] | Limit [dBµV/m] | Margin [dB] | Detector | Polarity |
|---|---|---|---|---|---|---|---|---|---|---|
| 1 | 5721.037 | 49.63 | 33.73 | 5.87 | -39.99 | 49.24 | 113.89 | 64.65 | PK | Horizontal |
| 2 | 5725.000 | 44.39 | 33.75 | 5.87 | -39.99 | 44.02 | 125.30 | 81.28 | PK | Horizontal |
| 3 | 5784.019 | 106.09 | 34.10 | 5.90 | -39.98 | 106.11 | 125.30 | 19.19 | PK | Horizontal |
| 4 | 5850.000 | 43.90 | 34.00 | 5.94 | -39.97 | 43.87 | 125.27 | 81.40 | PK | Horizontal |
| 5 | 5868.684 | 48.34 | 34.04 | 5.94 | -39.97 | 48.35 | 107.07 | 58.72 | PK | Horizontal |

Note:
1. Level = Reading + Cable loss + Antenna Factor + AMP
2. If Peak Result complies with AV limit, AV Result is deemed to comply with AV limit.
3. Test setup: RBW: 1 MHz, VBW: 3 MHz, Sweep time: auto.

# TR-4-E-009 Radiated Emission Test Result

| | | | |
|---|---|---|---|
| **Test Date**: | 2024-07-25 | **Tested By**: | GenLiu |
| **EUT**: | 4K OTT BOX | **Model Number**: | DV9187 |
| **Test Mode**: | 11A ANT1 TX 5785MHz mode | **Power Supply**: | AC 120V/60Hz |
| **Condition**: | Temp:24.5°C;Humi:47.4% | **Test Site**: | DDT 3# Chamber |
| **File Path**: | d:\ts\2024 report data\Q24062520-1E\FCC ABOVE 5G MASK\32 | | |
| **Memo**: | Sample Number:S24052520-001 Power Setting:86 | | |

**Test Graph**

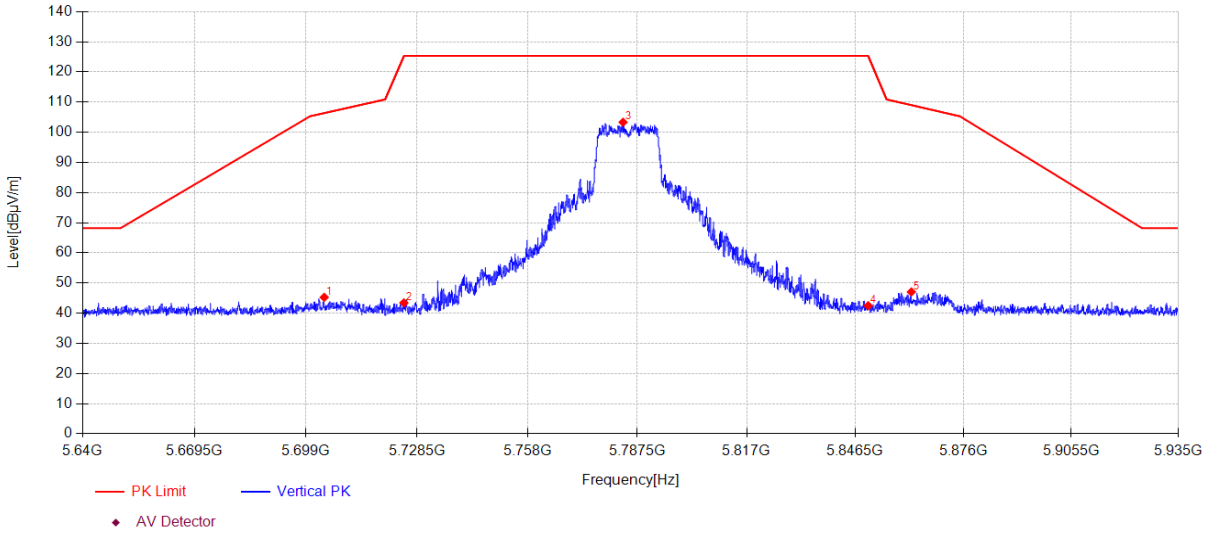


**Data List**

| NO. | Freq. [MHz] | Reading [dBµV/m] | Antenna Factor [dB] | Cable loss [dB] | AMP [dB] | Level [dBµV/m] | Limit [dBµV/m] | Margin [dB] | Detector | Polarity |
|---|---|---|---|---|---|---|---|---|---|---|
| 1 | 5703.809 | 45.77 | 33.62 | 5.86 | -39.99 | 45.26 | 106.37 | 61.11 | PK | Vertical |
| 2 | 5725.000 | 43.80 | 33.75 | 5.87 | -39.99 | 43.43 | 125.30 | 81.87 | PK | Vertical |
| 3 | 5783.665 | 103.32 | 34.10 | 5.90 | -39.98 | 103.34 | 125.30 | 21.96 | PK | Vertical |
| 4 | 5850.000 | 42.50 | 34.00 | 5.94 | -39.97 | 42.47 | 125.27 | 82.80 | PK | Vertical |
| 5 | 5861.752 | 47.06 | 34.02 | 5.94 | -39.97 | 47.05 | 109.01 | 61.96 | PK | Vertical |

Note:
1. Level = Reading + Cable loss + Antenna Factor + AMP
2. If Peak Result complies with AV limit, AV Result is deemed to comply with AV limit.
3. Test setup: RBW: 1 MHz, VBW: 3 MHz, Sweep time: auto.

# TR-4-E-009 Radiated Emission Test Result

| | | | |
|---|---|---|---|
| **Test Date**: | 2024-07-25 | **Tested By**: | GenLiu |
| **EUT**: | 4K OTT BOX | **Model Number**: | DV9187 |
| **Test Mode**: | 11A ANT1 TX 5825MHz mode | **Power Supply**: | AC 120V/60Hz |
| **Condition**: | Temp:24.5°C;Humi:47.4% | **Test Site**: | DDT 3# Chamber |
| **File Path**: | d:\ts\2024 report data\Q24062520-1E\FCC ABOVE 5G MASK\33 | | |
| **Memo**: | Sample Number:S24052520-001 Power Setting:86 | | |

**Test Graph**

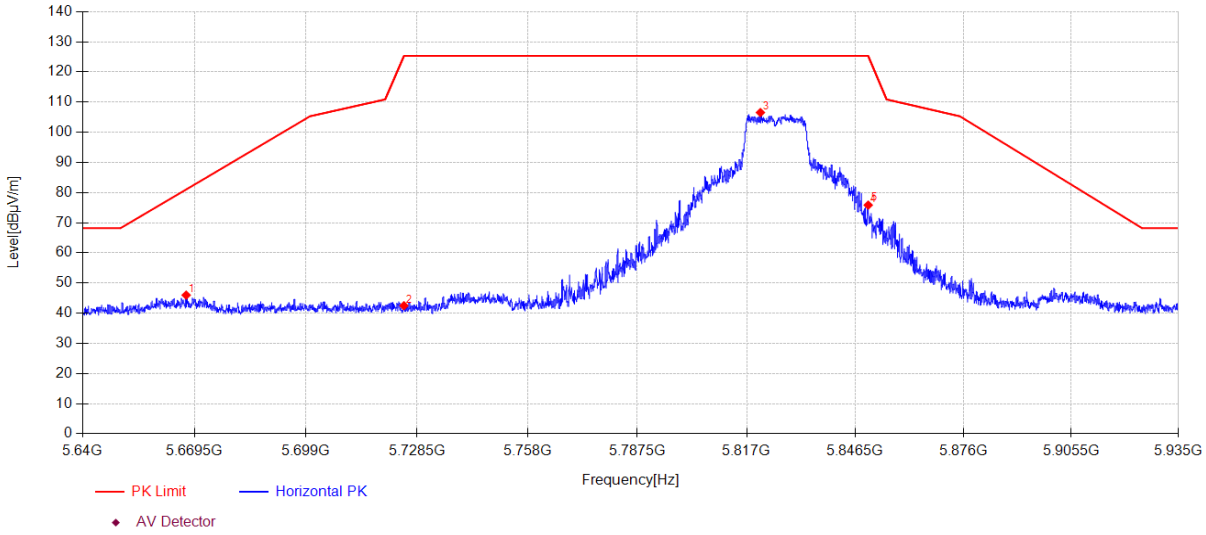


**Data List**

| NO. | Freq. [MHz] | Reading [dBµV/m] | Antenna Factor [dB] | Cable loss [dB] | AMP [dB] | Level [dBµV/m] | Limit [dBµV/m] | Margin [dB] | Detector | Polarity |
|---|---|---|---|---|---|---|---|---|---|---|
| 1 | 5667.288 | 46.66 | 33.47 | 5.84 | -39.99 | 45.98 | 81.03 | 35.05 | PK | Horizontal |
| 2 | 5725.000 | 42.86 | 33.75 | 5.87 | -39.99 | 42.49 | 125.30 | 82.81 | PK | Horizontal |
| 3 | 5820.747 | 106.48 | 34.12 | 5.92 | -39.97 | 106.55 | 125.30 | 18.75 | PK | Horizontal |
| 4 | 5850.000 | 75.87 | 34.00 | 5.94 | -39.97 | 75.84 | 125.27 | 49.43 | PK | Horizontal |
| 5 | 5850.129 | 76.46 | 34.00 | 5.94 | -39.97 | 76.43 | 124.93 | 48.50 | PK | Horizontal |

Note:
1. Level = Reading + Cable loss + Antenna Factor + AMP
2. If Peak Result complies with AV limit, AV Result is deemed to comply with AV limit.
3. Test setup: RBW: 1 MHz, VBW: 3 MHz, Sweep time: auto.

# TR-4-E-009 Radiated Emission Test Result

| | | | |
|---|---|---|---|
| **Test Date**: | 2024-07-25 | **Tested By**: | GenLiu |
| **EUT**: | 4K OTT BOX | **Model Number**: | DV9187 |
| **Test Mode**: | 11A ANT1 TX 5825MHz mode | **Power Supply**: | AC 120V/60Hz |
| **Condition**: | Temp:24.5°C;Humi:47.4% | **Test Site**: | DDT 3# Chamber |
| **File Path**: | d:\ts\2024 report data\Q24062520-1E\FCC ABOVE 5G MASK\34 | | |
| **Memo**: | Sample Number:S24052520-001 Power Setting:86 | | |

**Test Graph**

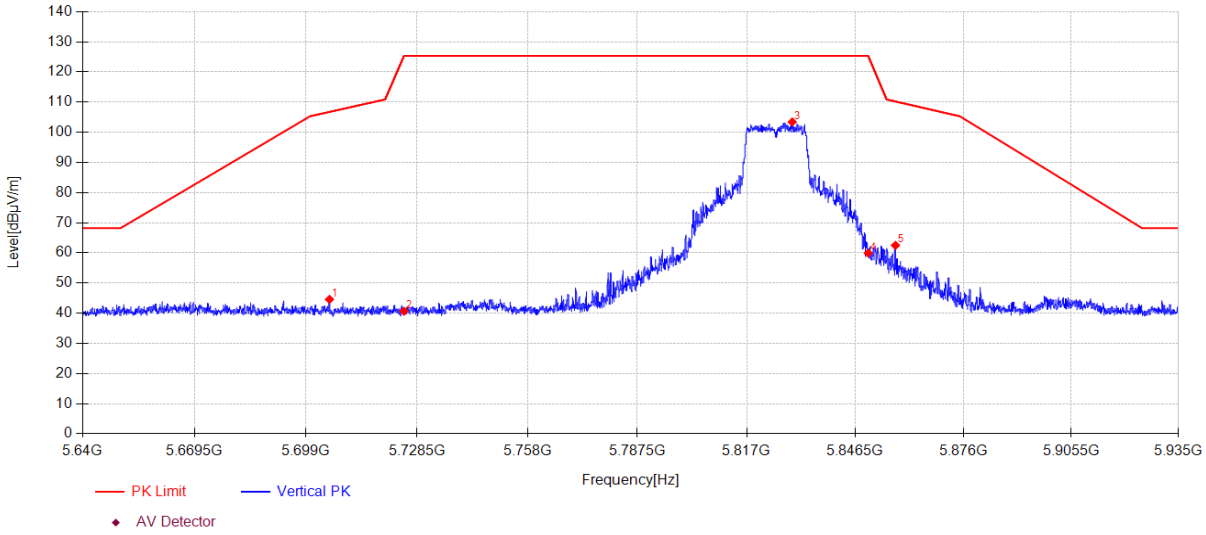


| Data List | | | | | | | | | | |
|---|---|---|---|---|---|---|---|---|---|---|
| **N O.** | **Freq. [MHz]** | **Reading [dBµV/m]** | **Antenna Factor [dB]** | **Cable loss [dB]** | **AMP [dB]** | **Level [dBµV/m]** | **Limit [dBµV/m]** | **Margin [dB]** | **Detector** | **Polarity** |
| 1 | 5705.195 | 45.07 | 33.63 | 5.86 | -39.99 | 44.57 | 106.75 | 62.18 | PK | Vertical |
| 2 | 5725.000 | 41.03 | 33.75 | 5.87 | -39.99 | 40.66 | 125.30 | 84.64 | PK | Vertical |
| 3 | 5829.361 | 103.38 | 34.08 | 5.92 | -39.97 | 103.41 | 125.30 | 21.89 | PK | Vertical |
| 4 | 5850.000 | 59.97 | 34.00 | 5.94 | -39.97 | 59.94 | 125.27 | 65.33 | PK | Vertical |
| 5 | 5857.415 | 62.51 | 34.01 | 5.94 | -39.97 | 62.49 | 110.22 | 47.73 | PK | Vertical |

Note:
1. Level = Reading + Cable loss + Antenna Factor + AMP
2. If Peak Result complies with AV limit, AV Result is deemed to comply with AV limit.
3. Test setup: RBW: 1 MHz, VBW: 3 MHz, Sweep time: auto.

# TR-4-E-009 Radiated Emission Test Result

| | | | |
|---|---|---|---|
| **Test Date**: | 2024-07-25 | **Tested By**: | GenLiu |
| **EUT**: | 4K OTT BOX | **Model Number**: | DV9187 |
| **Test Mode**: | 11A ANT2 TX 5745MHz mode | **Power Supply**: | AC 120V/60Hz |
| **Condition**: | Temp:24.5°C;Humi:47.4% | **Test Site**: | DDT 3# Chamber |
| **File Path**: | d:\ts\2024 report data\Q24062520-1E\FCC ABOVE 5G MASK\39 | | |
| **Memo**: | Sample Number:S24052520-001 Power Setting:86 | | |

**Test Graph**

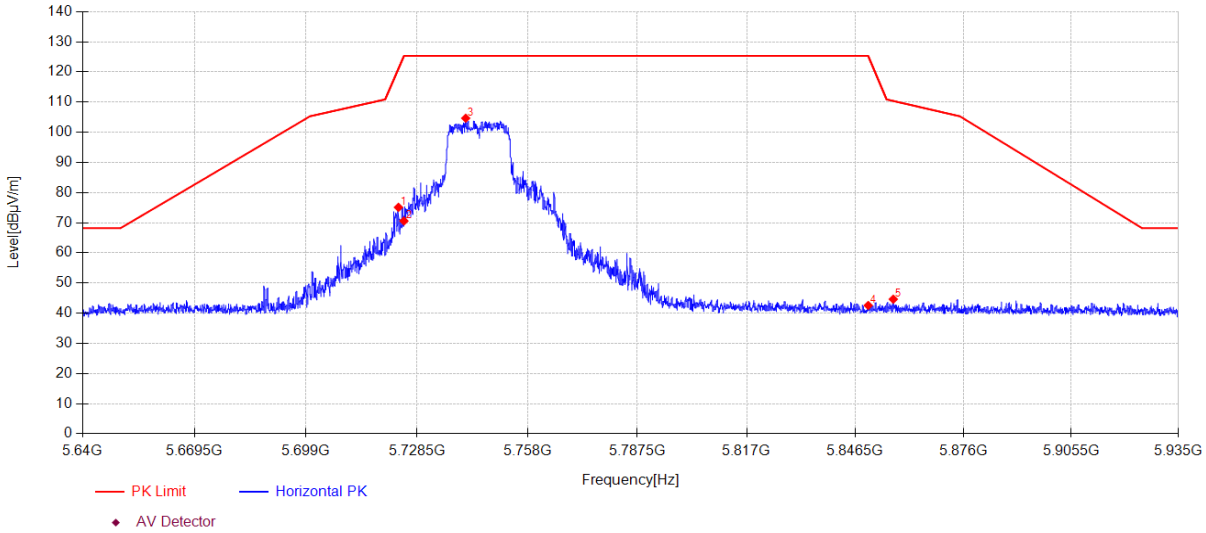


| Data List | | | | | | | | | | |
|---|---|---|---|---|---|---|---|---|---|---|
| **N O.** | **Freq. [MHz]** | **Reading [dBµV/m]** | **Antenna Factor [dB]** | **Cable loss [dB]** | **AMP [dB]** | **Level [dBµV/m]** | **Limit [dBµV/m]** | **Margin [dB]** | **Detector** | **Polarity** |
| 1 | 5723.544 | 75.48 | 33.74 | 5.87 | -39.99 | 75.10 | 121.11 | 46.01 | PK | Horizontal |
| 2 | 5725.000 | 70.96 | 33.75 | 5.87 | -39.99 | 70.59 | 125.30 | 54.71 | PK | Horizontal |
| 3 | 5741.480 | 104.91 | 33.85 | 5.88 | -39.98 | 104.66 | 125.30 | 20.64 | PK | Horizontal |
| 4 | 5850.000 | 42.60 | 34.00 | 5.94 | -39.97 | 42.57 | 125.27 | 82.70 | PK | Horizontal |
| 5 | 5856.825 | 44.66 | 34.01 | 5.94 | -39.97 | 44.64 | 110.39 | 65.75 | PK | Horizontal |

Note:
1. Level = Reading + Cable loss + Antenna Factor + AMP
2. If Peak Result complies with AV limit, AV Result is deemed to comply with AV limit.
3. Test setup: RBW: 1 MHz, VBW: 3 MHz, Sweep time: auto.

# TR-4-E-009 Radiated Emission Test Result

| | | | |
|---|---|---|---|
| **Test Date**: | 2024-07-25 | **Tested By**: | GenLiu |
| **EUT**: | 4K OTT BOX | **Model Number**: | DV9187 |
| **Test Mode**: | 11A ANT2 TX 5745MHz mode | **Power Supply**: | AC 120V/60Hz |
| **Condition**: | Temp:24.5°C;Humi:47.4% | **Test Site**: | DDT 3# Chamber |
| **File Path**: | d:\ts\2024 report data\Q24062520-1E\FCC ABOVE 5G MASK\40 | | |
| **Memo**: | Sample Number:S24052520-001 Power Setting:86 | | |

**Test Graph**

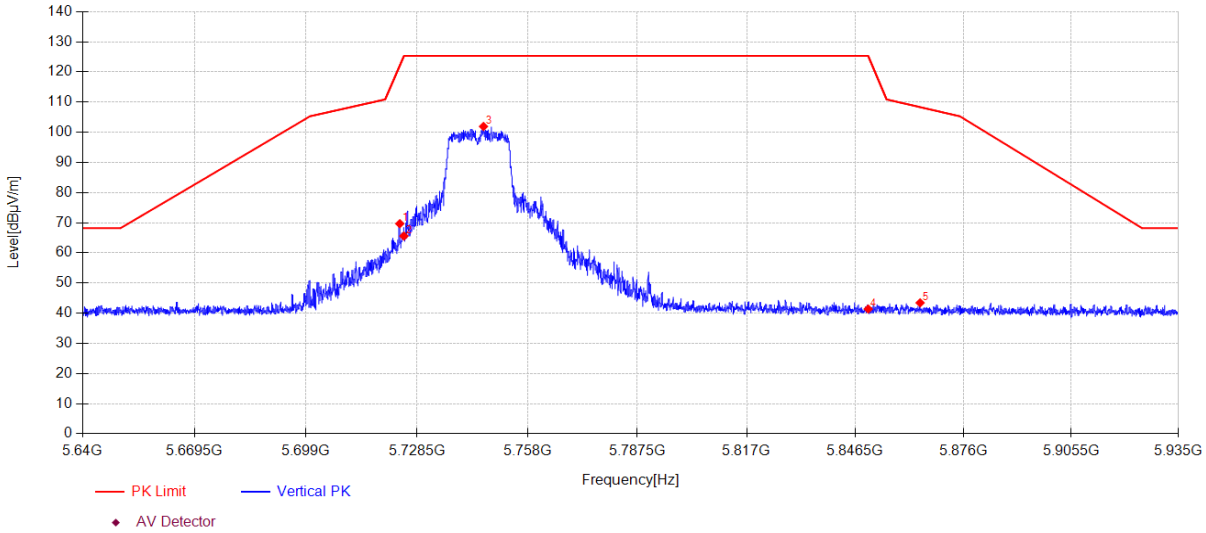


**Data List**

| NO. | Freq. [MHz] | Reading [dBµV/m] | Antenna Factor [dB] | Cable loss [dB] | AMP [dB] | Level [dBµV/m] | Limit [dBµV/m] | Margin [dB] | Detector | Polarity |
|---|---|---|---|---|---|---|---|---|---|---|
| 1 | 5723.898 | 70.07 | 33.74 | 5.87 | -39.99 | 69.69 | 122.13 | 52.44 | PK | Vertical |
| 2 | 5725.000 | 65.96 | 33.75 | 5.87 | -39.99 | 65.59 | 125.30 | 59.71 | PK | Vertical |
| 3 | 5746.230 | 102.15 | 33.88 | 5.88 | -39.98 | 101.93 | 125.30 | 23.37 | PK | Vertical |
| 4 | 5850.000 | 41.41 | 34.00 | 5.94 | -39.97 | 41.38 | 125.27 | 83.89 | PK | Vertical |
| 5 | 5864.141 | 43.43 | 34.03 | 5.94 | -39.97 | 43.43 | 108.34 | 64.91 | PK | Vertical |

Note:
1. Level = Reading + Cable loss + Antenna Factor + AMP
2. If Peak Result complies with AV limit, AV Result is deemed to comply with AV limit.
3. Test setup: RBW: 1 MHz, VBW: 3 MHz, Sweep time: auto.

# TR-4-E-009 Radiated Emission Test Result

| | | | |
|---|---|---|---|
| **Test Date**: | 2024-07-25 | **Tested By**: | GenLiu |
| **EUT**: | 4K OTT BOX | **Model Number**: | DV9187 |
| **Test Mode**: | 11A ANT2 TX 5785MHz mode | **Power Supply**: | AC 120V/60Hz |
| **Condition**: | Temp:24.5°C;Humi:47.4% | **Test Site**: | DDT 3# Chamber |
| **File Path**: | d:\ts\2024 report data\Q24062520-1E\FCC ABOVE 5G MASK\37 | | |
| **Memo**: | Sample Number:S24052520-001 Power Setting:86 | | |

**Test Graph**

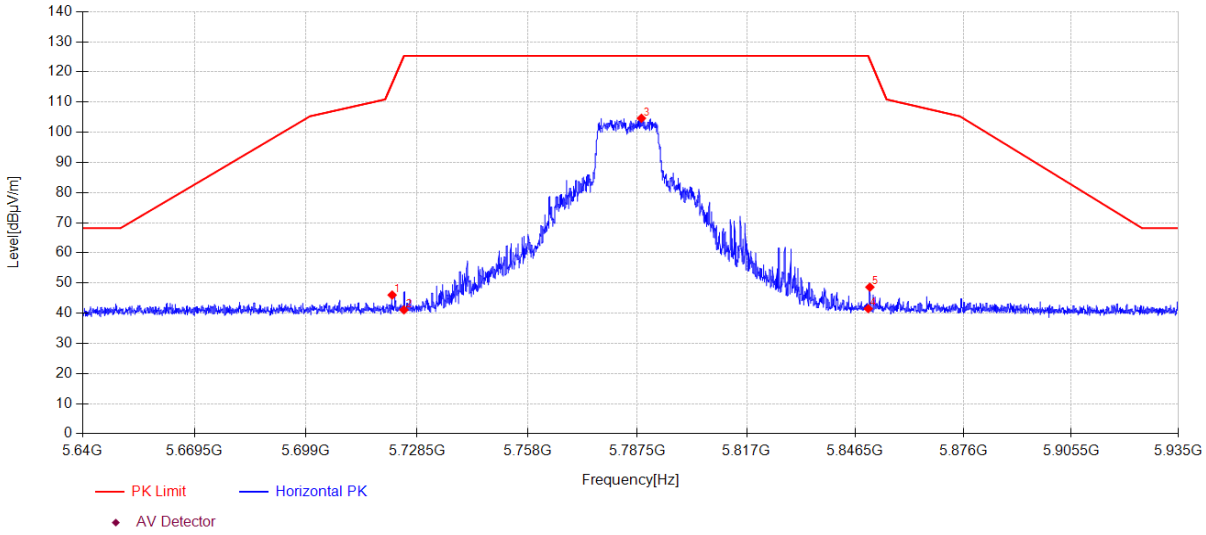


| Data List | | | | | | | | | | |
|---|---|---|---|---|---|---|---|---|---|---|
| **N O.** | **Freq. [MHz]** | **Reading [dBµV/m]** | **Antenna Factor [dB]** | **Cable loss [dB]** | **AMP [dB]** | **Level [dBµV/m]** | **Limit [dBµV/m]** | **Margin [dB]** | **Detector** | **Polarity** |
| 1 | 5721.863 | 46.42 | 33.73 | 5.87 | -39.99 | 46.03 | 116.26 | 70.23 | PK | Horizontal |
| 2 | 5725.000 | 41.47 | 33.75 | 5.87 | -39.99 | 41.10 | 125.30 | 84.20 | PK | Horizontal |
| 3 | 5788.592 | 104.60 | 34.13 | 5.90 | -39.98 | 104.65 | 125.30 | 20.65 | PK | Horizontal |
| 4 | 5850.000 | 41.53 | 34.00 | 5.94 | -39.97 | 41.50 | 125.27 | 83.77 | PK | Horizontal |
| 5 | 5850.453 | 48.66 | 34.00 | 5.94 | -39.97 | 48.63 | 124.00 | 75.37 | PK | Horizontal |

Note:
1. Level = Reading + Cable loss + Antenna Factor + AMP
2. If Peak Result complies with AV limit, AV Result is deemed to comply with AV limit.
3. Test setup: RBW: 1 MHz, VBW: 3 MHz, Sweep time: auto.

# TR-4-E-009 Radiated Emission Test Result

| | | | |
|---|---|---|---|
| **Test Date**: | 2024-07-25 | **Tested By**: | GenLiu |
| **EUT**: | 4K OTT BOX | **Model Number**: | DV9187 |
| **Test Mode**: | 11A ANT2 TX 5785MHz mode | **Power Supply**: | AC 120V/60Hz |
| **Condition**: | Temp:24.5°C;Humi:47.4% | **Test Site**: | DDT 3# Chamber |
| **File Path**: | d:\ts\2024 report data\Q24062520-1E\FCC ABOVE 5G MASK\38 | | |
| **Memo**: | Sample Number:S24052520-001 Power Setting:86 | | |

**Test Graph**

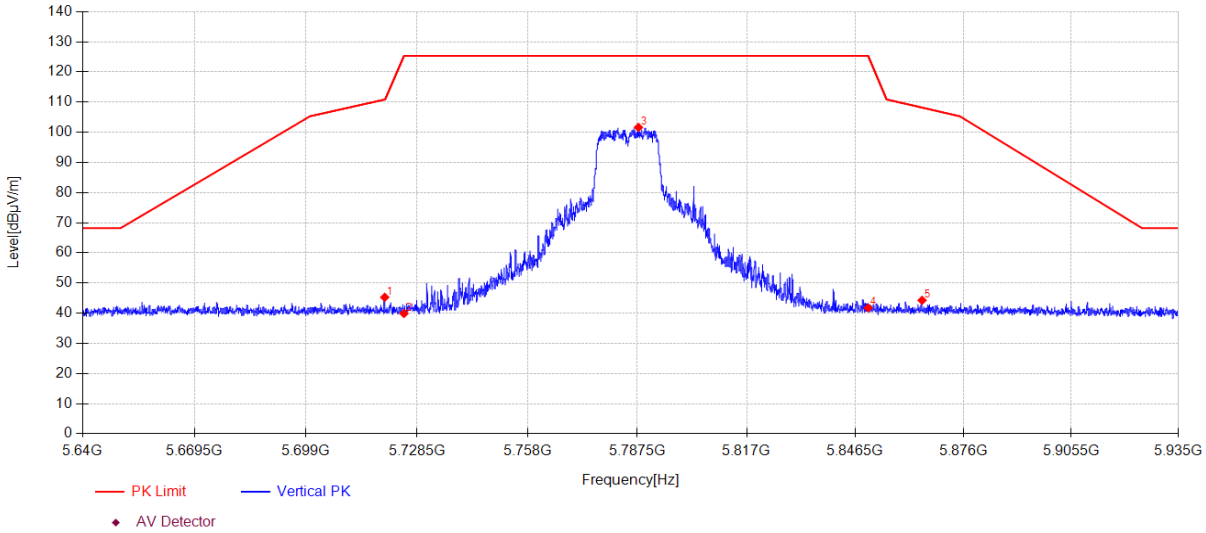


| Data List | | | | | | | | | | |
|---|---|---|---|---|---|---|---|---|---|---|
| **N O.** | **Freq. [MHz]** | **Reading [dBµV/m]** | **Antenna Factor [dB]** | **Cable loss [dB]** | **AMP [dB]** | **Level [dBµV/m]** | **Limit [dBµV/m]** | **Margin [dB]** | **Detector** | **Polarity** |
| 1 | 5719.886 | 45.68 | 33.72 | 5.87 | -39.99 | 45.28 | 110.87 | 65.59 | PK | Vertical |
| 2 | 5725.000 | 40.26 | 33.75 | 5.87 | -39.99 | 39.89 | 125.30 | 85.41 | PK | Vertical |
| 3 | 5787.795 | 101.56 | 34.13 | 5.90 | -39.98 | 101.61 | 125.30 | 23.69 | PK | Vertical |
| 4 | 5850.000 | 41.80 | 34.00 | 5.94 | -39.97 | 41.77 | 125.27 | 83.50 | PK | Vertical |
| 5 | 5864.672 | 44.27 | 34.03 | 5.94 | -39.97 | 44.27 | 108.19 | 63.92 | PK | Vertical |

Note:
1. Level = Reading + Cable loss + Antenna Factor + AMP
2. If Peak Result complies with AV limit, AV Result is deemed to comply with AV limit.
3. Test setup: RBW: 1 MHz, VBW: 3 MHz, Sweep time: auto.

# TR-4-E-009 Radiated Emission Test Result

| | | | |
|---|---|---|---|
| **Test Date**: | 2024-07-25 | **Tested By**: | GenLiu |
| **EUT**: | 4K OTT BOX | **Model Number**: | DV9187 |
| **Test Mode**: | 11A ANT2 TX 5825MHz mode | **Power Supply**: | AC 120V/60Hz |
| **Condition**: | Temp:24.5°C;Humi:47.4% | **Test Site**: | DDT 3# Chamber |
| **File Path**: | d:\ts\2024 report data\Q24062520-1E\FCC ABOVE 5G MASK\35 | | |
| **Memo**: | Sample Number:S24052520-001 Power Setting:86 | | |

**Test Graph**

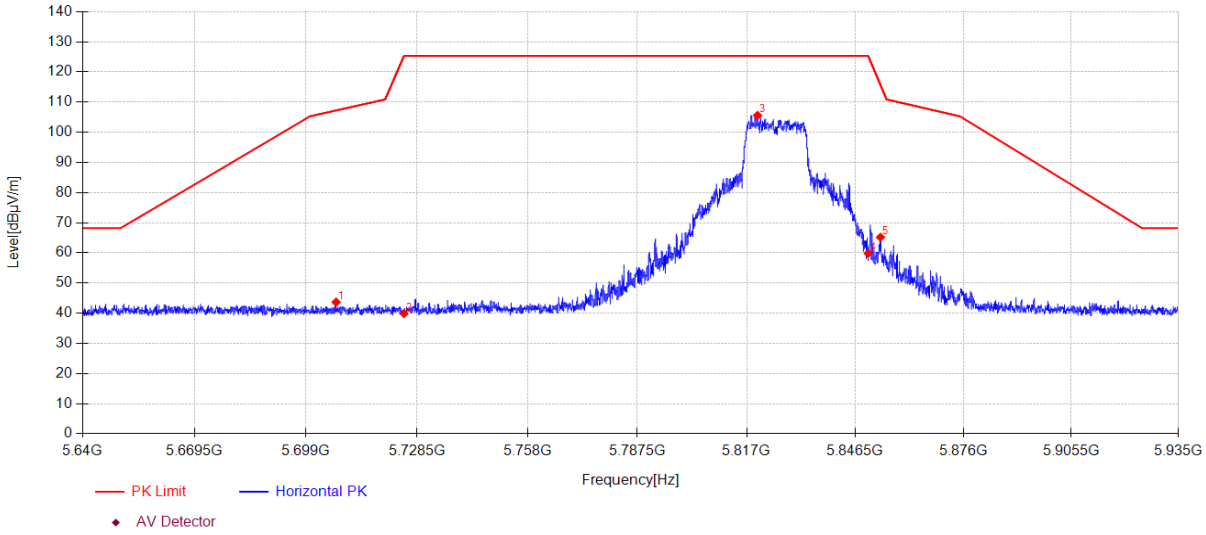


| Data List | | | | | | | | | | |
|---|---|---|---|---|---|---|---|---|---|---|
| **NO.** | **Freq. [MHz]** | **Reading [dBµV/m]** | **Antenna Factor [dB]** | **Cable loss [dB]** | **AMP [dB]** | **Level [dBµV/m]** | **Limit [dBµV/m]** | **Margin [dB]** | **Detector** | **Polarity** |
| 1 | 5706.965 | 44.17 | 33.64 | 5.86 | -39.99 | 43.68 | 107.25 | 63.57 | PK | Horizontal |
| 2 | 5725.000 | 40.25 | 33.75 | 5.87 | -39.99 | 39.88 | 125.30 | 85.42 | PK | Horizontal |
| 3 | 5819.950 | 105.52 | 34.12 | 5.92 | -39.97 | 105.59 | 125.30 | 19.71 | PK | Horizontal |
| 4 | 5850.000 | 59.87 | 34.00 | 5.94 | -39.97 | 59.84 | 125.27 | 65.43 | PK | Horizontal |
| 5 | 5853.344 | 65.20 | 34.01 | 5.94 | -39.97 | 65.18 | 115.67 | 50.49 | PK | Horizontal |

Note:
1. Level = Reading + Cable loss + Antenna Factor + AMP
2. If Peak Result complies with AV limit, AV Result is deemed to comply with AV limit.
3. Test setup: RBW: 1 MHz, VBW: 3 MHz, Sweep time: auto.

# TR-4-E-009 Radiated Emission Test Result

| | | | |
|---|---|---|---|
| **Test Date**: | 2024-07-25 | **Tested By**: | GenLiu |
| **EUT**: | 4K OTT BOX | **Model Number**: | DV9187 |
| **Test Mode**: | 11A ANT2 TX 5825MHz mode | **Power Supply**: | AC 120V/60Hz |
| **Condition**: | Temp:24.5°C;Humi:47.4% | **Test Site**: | DDT 3# Chamber |
| **File Path**: | d:\ts\2024 report data\Q24062520-1E\FCC ABOVE 5G MASK\36 | | |
| **Memo**: | Sample Number:S24052520-001 Power Setting:86 | | |

**Test Graph**

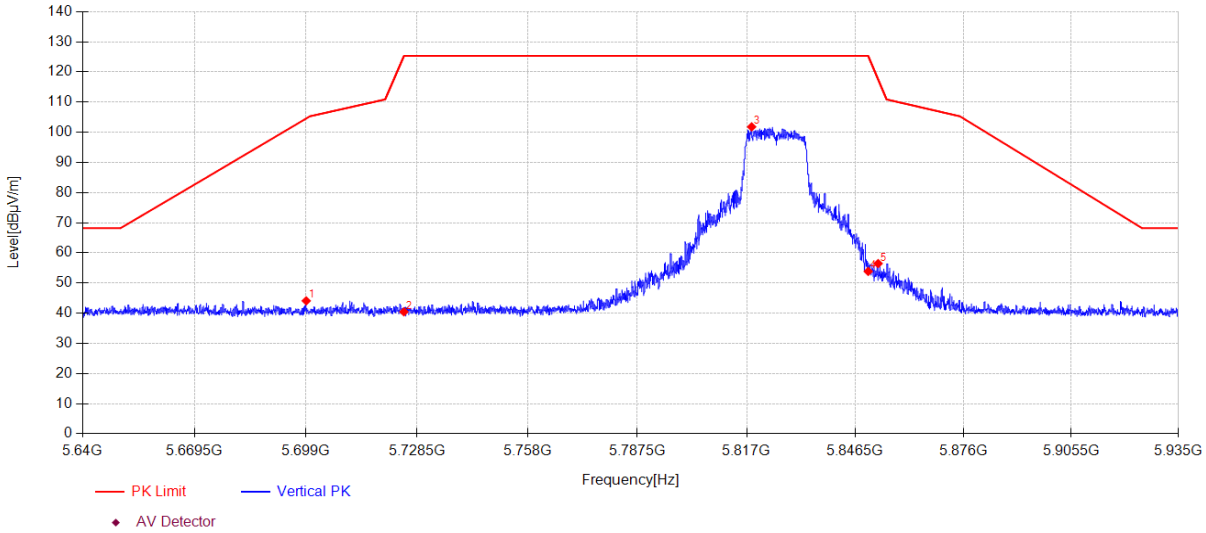


| Data List | | | | | | | | | | |
|---|---|---|---|---|---|---|---|---|---|---|
| **N O.** | **Freq. [MHz]** | **Reading [dBµV/m]** | **Antenna Factor [dB]** | **Cable loss [dB]** | **AMP [dB]** | **Level [dBµV/m]** | **Limit [dBµV/m]** | **Margin [dB]** | **Detector** | **Polarity** |
| 1 | 5699.030 | 44.63 | 33.60 | 5.86 | -39.99 | 44.10 | 104.58 | 60.48 | PK | Vertical |
| 2 | 5725.000 | 40.82 | 33.75 | 5.87 | -39.99 | 40.45 | 125.30 | 84.85 | PK | Vertical |
| 3 | 5818.357 | 101.73 | 34.13 | 5.92 | -39.97 | 101.81 | 125.30 | 23.49 | PK | Vertical |
| 4 | 5850.000 | 53.89 | 34.00 | 5.94 | -39.97 | 53.86 | 125.27 | 71.41 | PK | Vertical |
| 5 | 5852.695 | 56.48 | 34.01 | 5.94 | -39.97 | 56.46 | 117.54 | 61.08 | PK | Vertical |

Note:
1. Level = Reading + Cable loss + Antenna Factor + AMP
2. If Peak Result complies with AV limit, AV Result is deemed to comply with AV limit.
3. Test setup: RBW: 1 MHz, VBW: 3 MHz, Sweep time: auto.