TR-4-E-009 Radiated Emission Test Result

Test Date:	2024-07-25	**Tested By**:	GenLiu
EUT:	4K OTT BOX	**Model Number**:	DV9187
Test Mode:	11N20 ANT1+2 TX 5745MHz mode	**Power Supply**:	AC 120V/60Hz
Condition:	Temp:24.5°C;Humi:47.4%	**Test Site**:	DDT 3# Chamber
File Path:	d:\ts\2024 report data\Q24062520-1E\FCC ABOVE 5G MASK\19		
Memo:	Sample Number:S24052520-001 Power Setting:86		

Test Graph

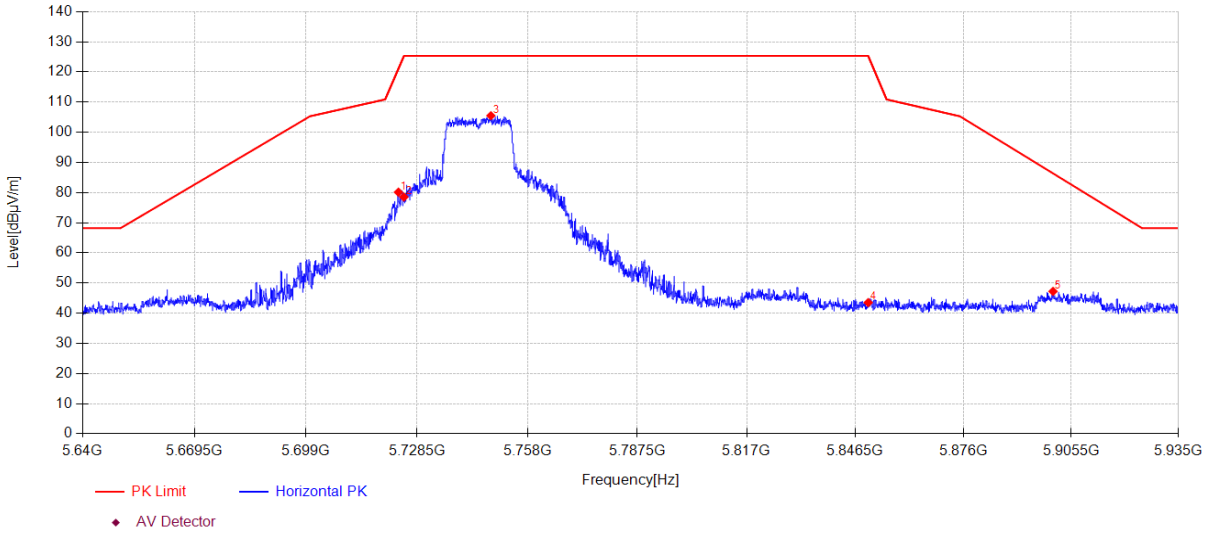

Data List										
N O.	**Freq. [MHz]**	**Reading [dBµV/m]**	**Antenna Factor [dB]**	**Cable loss [dB]**	**AMP [dB]**	**Level [dBµV/m]**	**Limit [dBµV/m]**	**Margin [dB]**	**Detector**	**Polarity**
1	5723.544	80.51	33.74	5.87	-39.99	80.13	121.11	40.98	PK	Horizontal
2	5725.000	78.88	33.75	5.87	-39.99	78.51	125.30	46.79	PK	Horizontal
3	5748.206	105.71	33.89	5.88	-39.98	105.50	125.30	19.80	PK	Horizontal
4	5850.000	43.54	34.00	5.94	-39.97	43.51	125.27	81.76	PK	Horizontal
5	5900.515	47.12	34.10	5.96	-39.96	47.22	86.37	39.15	PK	Horizontal

Note:
1. Level = Reading + Cable loss + Antenna Factor + AMP
2. If Peak Result complies with AV limit, AV Result is deemed to comply with AV limit.
3. Test setup: RBW: 1 MHz, VBW: 3 MHz, Sweep time: auto.

TR-4-E-009 Radiated Emission Test Result

Test Date:	2024-07-25	**Tested By**:	GenLiu
EUT:	4K OTT BOX	**Model Number**:	DV9187
Test Mode:	11N20 ANT1+2 TX 5745MHz mode	**Power Supply**:	AC 120V/60Hz
Condition:	Temp:24.5°C;Humi:47.4%	**Test Site**:	DDT 3# Chamber
File Path:	d:\ts\2024 report data\Q24062520-1E\FCC ABOVE 5G MASK\20		
Memo:	Sample Number:S24052520-001 Power Setting:86		

Test Graph

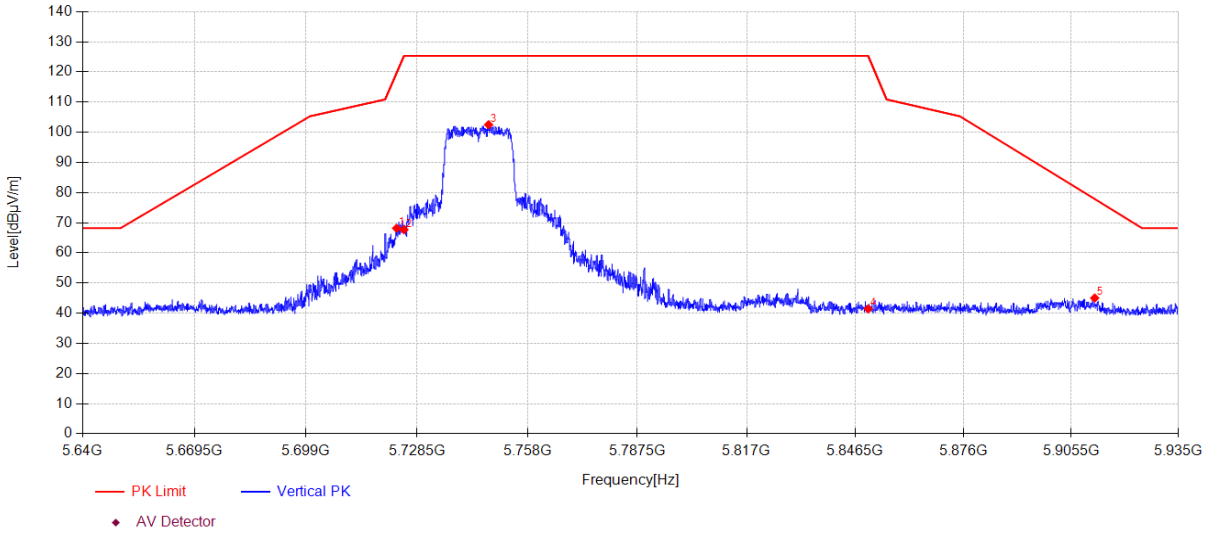

Data List										
N O.	**Freq. [MHz]**	**Reading [dBµV/m]**	**Antenna Factor [dB]**	**Cable loss [dB]**	**AMP [dB]**	**Level [dBµV/m]**	**Limit [dBµV/m]**	**Margin [dB]**	**Detector**	**Polarity**
1	5723.043	68.55	33.74	5.87	-39.99	68.17	119.66	51.49	PK	Vertical
2	5725.000	68.06	33.75	5.87	-39.99	67.69	125.30	57.61	PK	Vertical
3	5747.587	102.72	33.89	5.88	-39.98	102.51	125.30	22.79	PK	Vertical
4	5850.000	41.47	34.00	5.94	-39.97	41.44	125.27	83.83	PK	Vertical
5	5911.961	44.91	34.12	5.97	-39.96	45.04	77.88	32.84	PK	Vertical

Note:
1. Level = Reading + Cable loss + Antenna Factor + AMP
2. If Peak Result complies with AV limit, AV Result is deemed to comply with AV limit.
3. Test setup: RBW: 1 MHz, VBW: 3 MHz, Sweep time: auto.

TR-4-E-009 Radiated Emission Test Result

Test Date:	2024-07-25	**Tested By**:	GenLiu
EUT:	4K OTT BOX	**Model Number**:	DV9187
Test Mode:	11N20 ANT1+2 TX 5785MHz mode	**Power Supply**:	AC 120V/60Hz
Condition:	Temp:24.5°C;Humi:47.4%	**Test Site**:	DDT 3# Chamber
File Path:	d:\ts\2024 report data\Q24062520-1E\FCC ABOVE 5G MASK\21		
Memo:	Sample Number:S24052520-001 Power Setting:86		

Test Graph

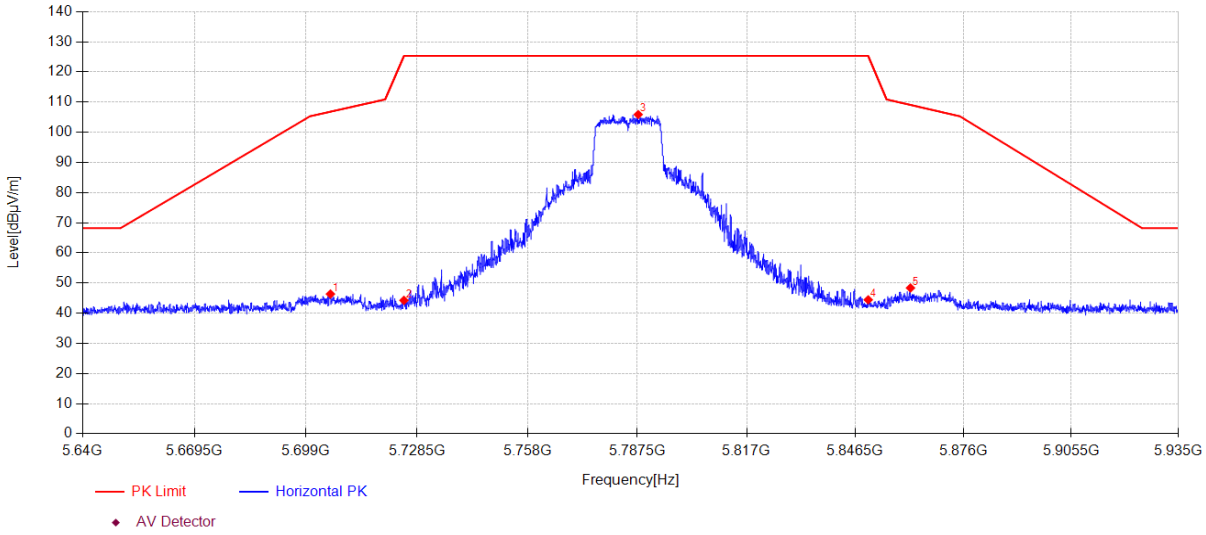

Data List

NO.	Freq. [MHz]	Reading [dBµV/m]	Antenna Factor [dB]	Cable loss [dB]	AMP [dB]	Level [dBµV/m]	Limit [dBµV/m]	Margin [dB]	Detector	Polarity
1	5705.461	46.85	33.63	5.86	-39.99	46.35	106.83	60.48	PK	Horizontal
2	5725.000	44.62	33.75	5.87	-39.99	44.25	125.30	81.05	PK	Horizontal
3	5787.736	105.84	34.13	5.90	-39.98	105.89	125.30	19.41	PK	Horizontal
4	5850.000	44.47	34.00	5.94	-39.97	44.44	125.27	80.83	PK	Horizontal
5	5861.516	48.39	34.02	5.94	-39.97	48.38	109.08	60.70	PK	Horizontal

Note:
1. Level = Reading + Cable loss + Antenna Factor + AMP
2. If Peak Result complies with AV limit, AV Result is deemed to comply with AV limit.
3. Test setup: RBW: 1 MHz, VBW: 3 MHz, Sweep time: auto.

TR-4-E-009 Radiated Emission Test Result

Test Date:	2024-07-25	**Tested By**:	GenLiu
EUT:	4K OTT BOX	**Model Number**:	DV9187
Test Mode:	11N20 ANT1+2 TX 5785MHz mode	**Power Supply**:	AC 120V/60Hz
Condition:	Temp:24.5°C;Humi:47.4%	**Test Site**:	DDT 3# Chamber
File Path:	d:\ts\2024 report data\Q24062520-1E\FCC ABOVE 5G MASK\22		
Memo:	Sample Number:S24052520-001 Power Setting:86		

Test Graph

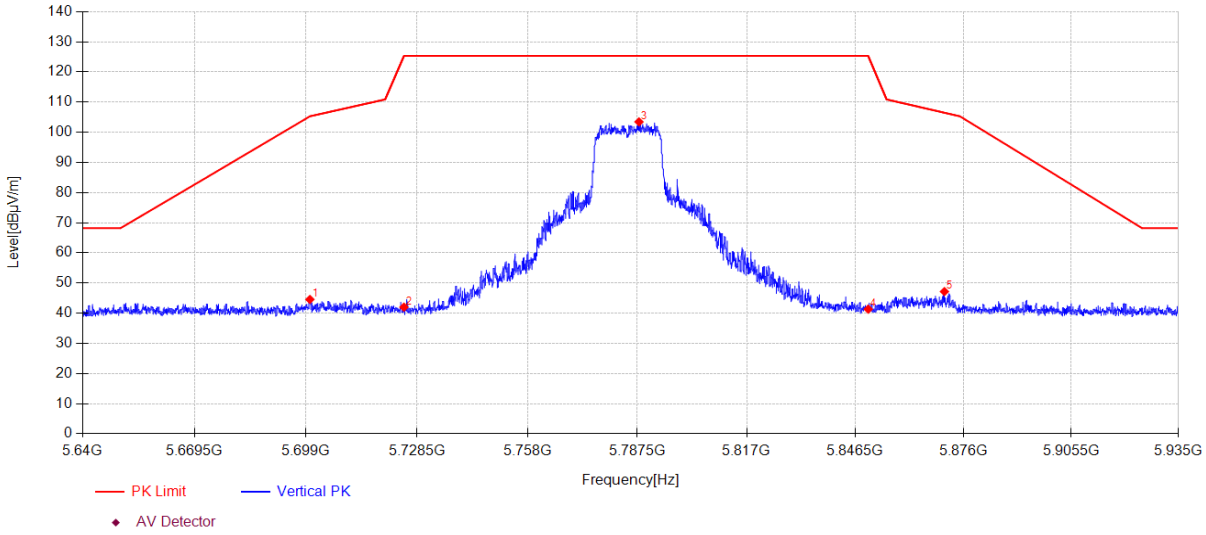

Data List										
N O.	**Freq. [MHz]**	**Reading [dBµV/m]**	**Antenna Factor [dB]**	**Cable loss [dB]**	**AMP [dB]**	**Level [dBµV/m]**	**Limit [dBµV/m]**	**Margin [dB]**	**Detector**	**Polarity**
1	5700.003	45.08	33.60	5.86	-39.99	44.55	105.30	60.75	PK	Vertical
2	5725.000	42.37	33.75	5.87	-39.99	42.00	125.30	83.30	PK	Vertical
3	5787.943	103.41	34.13	5.90	-39.98	103.46	125.30	21.84	PK	Vertical
4	5850.000	41.37	34.00	5.94	-39.97	41.34	125.27	83.93	PK	Vertical
5	5870.779	47.15	34.04	5.95	-39.97	47.17	106.48	59.31	PK	Vertical

Note:
1. Level = Reading + Cable loss + Antenna Factor + AMP
2. If Peak Result complies with AV limit, AV Result is deemed to comply with AV limit.
3. Test setup: RBW: 1 MHz, VBW: 3 MHz, Sweep time: auto.

TR-4-E-009 Radiated Emission Test Result

Test Date:	2024-07-25	**Tested By**:	GenLiu
EUT:	4K OTT BOX	**Model Number**:	DV9187
Test Mode:	11N20 ANT1+2 TX 5825MHz mode	**Power Supply**:	AC 120V/60Hz
Condition:	Temp:24.5°C;Humi:47.4%	**Test Site**:	DDT 3# Chamber
File Path:	d:\ts\2024 report data\Q24062520-1E\FCC ABOVE 5G MASK\23		
Memo:	Sample Number:S24052520-001 Power Setting:86		

Test Graph

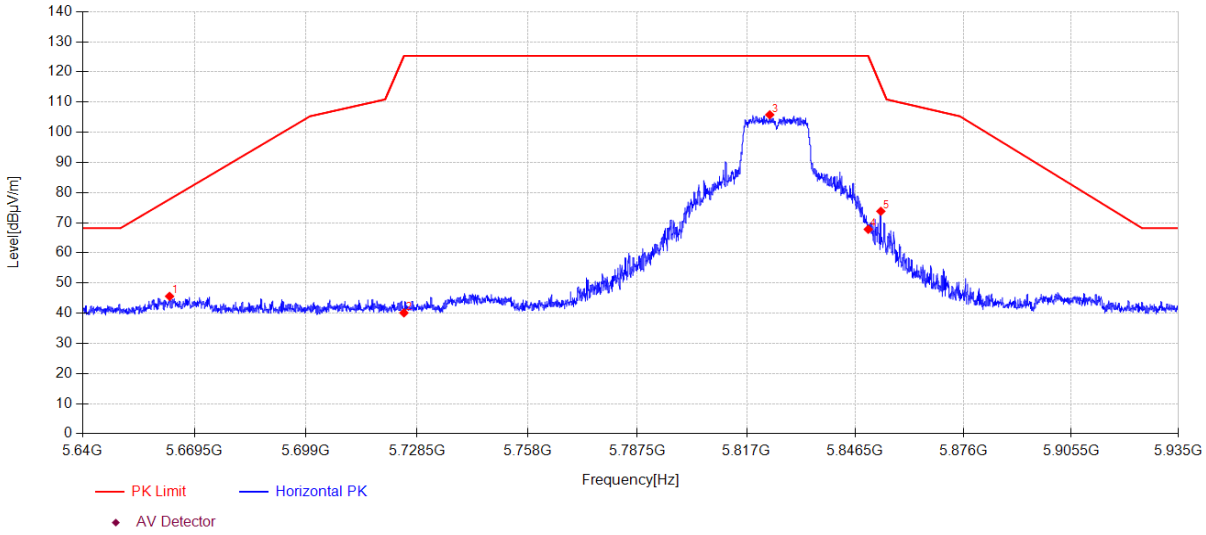

Data List

NO.	Freq. [MHz]	Reading [dBµV/m]	Antenna Factor [dB]	Cable loss [dB]	AMP [dB]	Level [dBµV/m]	Limit [dBµV/m]	Margin [dB]	Detector	Polarity
1	5662.922	46.29	33.45	5.84	-39.99	45.59	77.79	32.20	PK	Horizontal
2	5725.000	40.48	33.75	5.87	-39.99	40.11	125.30	85.19	PK	Horizontal
3	5823.254	105.75	34.11	5.92	-39.97	105.81	125.30	19.49	PK	Horizontal
4	5850.000	67.83	34.00	5.94	-39.97	67.80	125.27	57.47	PK	Horizontal
5	5853.433	73.82	34.01	5.94	-39.97	73.80	115.41	41.61	PK	Horizontal

Note:
1. Level = Reading + Cable loss + Antenna Factor + AMP
2. If Peak Result complies with AV limit, AV Result is deemed to comply with AV limit.
3. Test setup: RBW: 1 MHz, VBW: 3 MHz, Sweep time: auto.

TR-4-E-009 Radiated Emission Test Result

Test Date:	2024-07-25	**Tested By**:	GenLiu
EUT:	4K OTT BOX	**Model Number**:	DV9187
Test Mode:	11N20 ANT1+2 TX 5825MHz mode	**Power Supply**:	AC 120V/60Hz
Condition:	Temp:24.5°C;Humi:47.4%	**Test Site**:	DDT 3# Chamber
File Path:	d:\ts\2024 report data\Q24062520-1E\FCC ABOVE 5G MASK\24		
Memo:	Sample Number:S24052520-001 Power Setting:86		

Test Graph

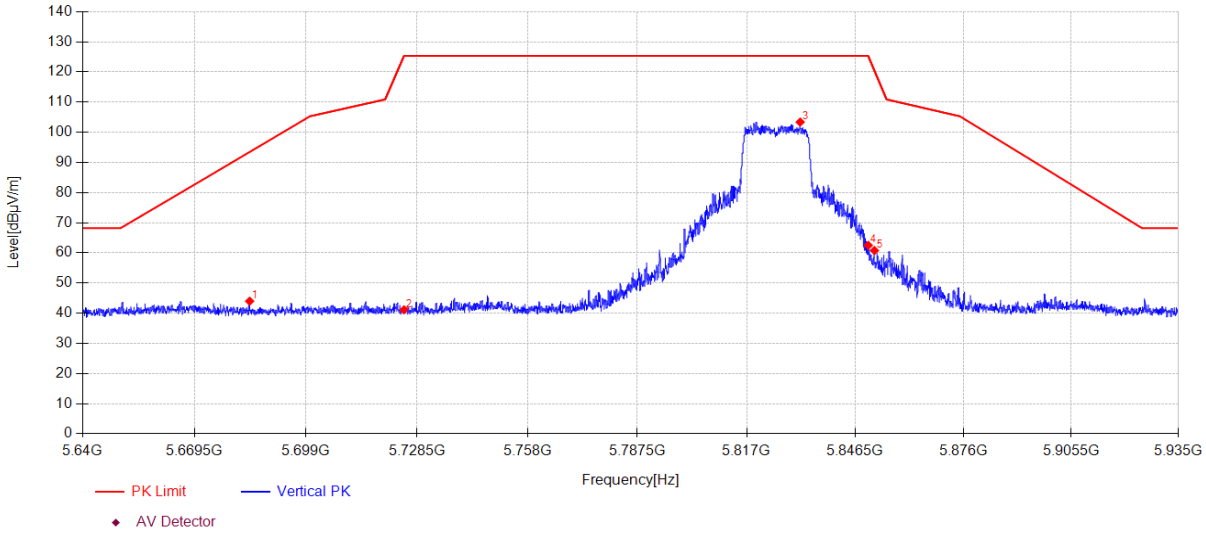

Data List										
N O.	**Freq. [MHz]**	**Reading [dBµV/m]**	**Antenna Factor [dB]**	**Cable loss [dB]**	**AMP [dB]**	**Level [dBµV/m]**	**Limit [dBµV/m]**	**Margin [dB]**	**Detector**	**Polarity**
1	5684.044	44.58	33.54	5.85	-39.99	43.98	93.46	49.48	PK	Vertical
2	5725.000	41.49	33.75	5.87	-39.99	41.12	125.30	84.18	PK	Vertical
3	5831.514	103.36	34.07	5.93	-39.97	103.39	125.30	21.91	PK	Vertical
4	5850.000	62.54	34.00	5.94	-39.97	62.51	125.27	62.76	PK	Vertical
5	5851.692	60.81	34.00	5.94	-39.97	60.78	120.43	59.65	PK	Vertical

Note:
1. Level = Reading + Cable loss + Antenna Factor + AMP
2. If Peak Result complies with AV limit, AV Result is deemed to comply with AV limit.
3. Test setup: RBW: 1 MHz, VBW: 3 MHz, Sweep time: auto.

TR-4-E-009 Radiated Emission Test Result

Test Date:	2024-07-25	**Tested By**:	GenLiu
EUT:	4K OTT BOX	**Model Number**:	DV9187
Test Mode:	11N40 ANT1+2 TX 5755MHz mode	**Power Supply**:	AC 120V/60Hz
Condition:	Temp:24.5°C;Humi:47.4%	**Test Site**:	DDT 3# Chamber
File Path:	d:\ts\2024 report data\Q24062520-1E\FCC ABOVE 5G MASK\25		
Memo:	Sample Number:S24052520-001 Power Setting:76		

Test Graph

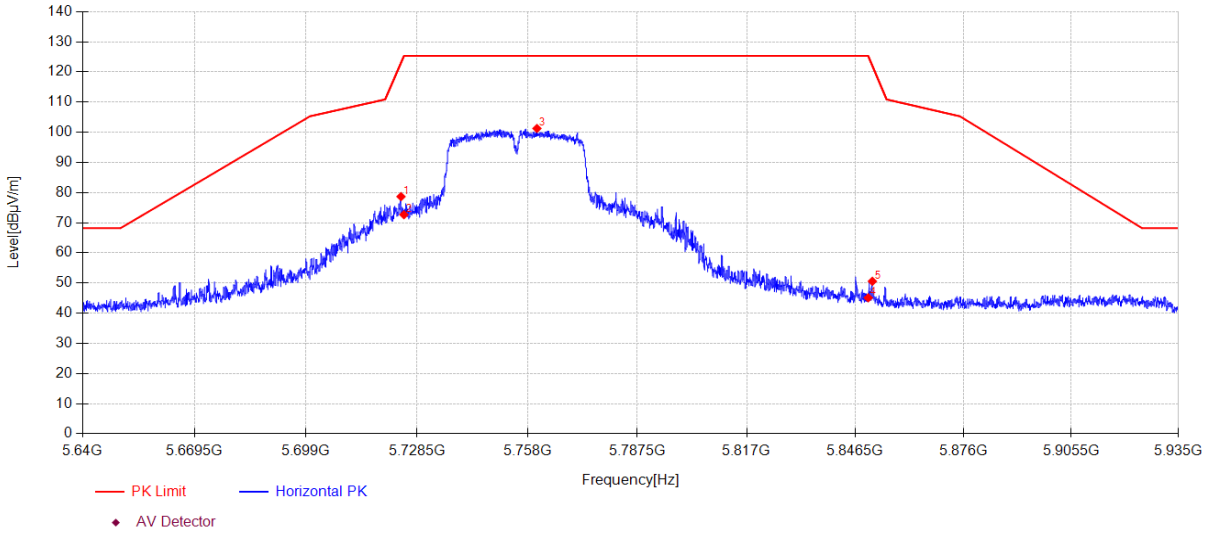

Data List

NO.	Freq. [MHz]	Reading [dBµV/m]	Antenna Factor [dB]	Cable loss [dB]	AMP [dB]	Level [dBµV/m]	Limit [dBµV/m]	Margin [dB]	Detector	Polarity
1	5724.223	79.03	33.75	5.87	-39.99	78.66	123.06	44.40	PK	Horizontal
2	5725.000	73.03	33.75	5.87	-39.99	72.66	125.30	52.64	PK	Horizontal
3	5760.537	101.39	33.96	5.89	-39.98	101.26	125.30	24.04	PK	Horizontal
4	5850.000	45.14	34.00	5.94	-39.97	45.11	125.27	80.16	PK	Horizontal
5	5851.132	50.61	34.00	5.94	-39.97	50.58	122.04	71.46	PK	Horizontal

Note:
1. Level = Reading + Cable loss + Antenna Factor + AMP
2. If Peak Result complies with AV limit, AV Result is deemed to comply with AV limit.
3. Test setup: RBW: 1 MHz, VBW: 3 MHz, Sweep time: auto.

TR-4-E-009 Radiated Emission Test Result

Test Date:	2024-07-25	**Tested By**:	GenLiu
EUT:	4K OTT BOX	**Model Number**:	DV9187
Test Mode:	11N40 ANT1+2 TX 5755MHz mode	**Power Supply**:	AC 120V/60Hz
Condition:	Temp:24.5°C;Humi:47.4%	**Test Site**:	DDT 3# Chamber
File Path:	d:\ts\2024 report data\Q24062520-1E\FCC ABOVE 5G MASK\26		
Memo:	Sample Number:S24052520-001 Power Setting:76		

Test Graph

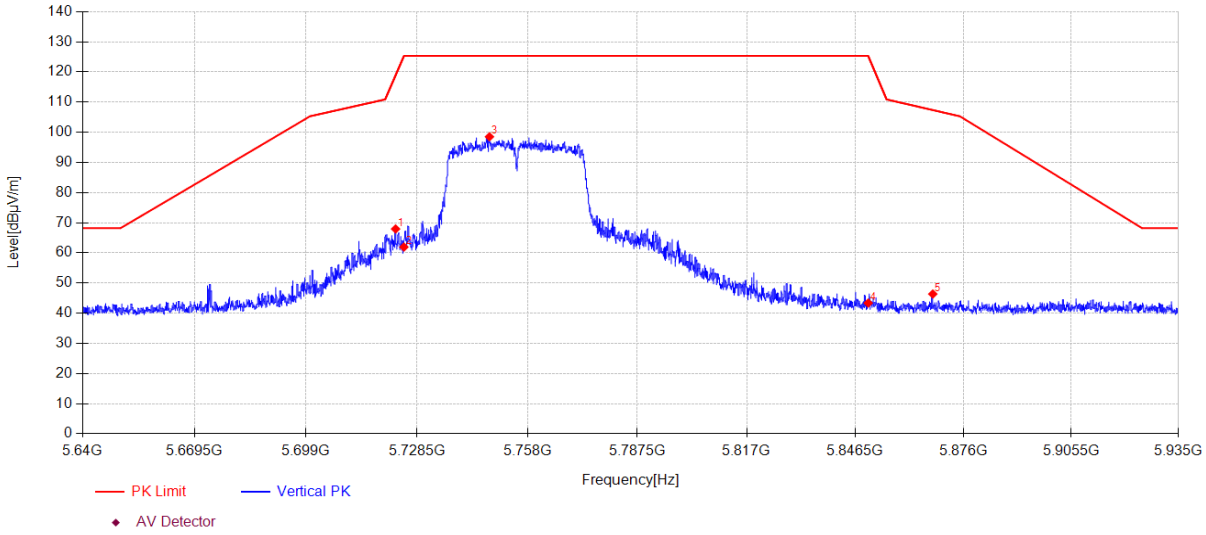

Data List

NO.	Freq. [MHz]	Reading [dBµV/m]	Antenna Factor [dB]	Cable loss [dB]	AMP [dB]	Level [dBµV/m]	Limit [dBµV/m]	Margin [dB]	Detector	Polarity
1	5722.777	68.32	33.74	5.87	-39.99	67.94	118.90	50.96	PK	Vertical
2	5725.000	62.31	33.75	5.87	-39.99	61.94	125.30	63.36	PK	Vertical
3	5747.823	98.73	33.89	5.88	-39.98	98.52	125.30	26.78	PK	Vertical
4	5850.000	43.40	34.00	5.94	-39.97	43.37	125.27	81.90	PK	Vertical
5	5867.593	46.35	34.04	5.94	-39.97	46.36	107.37	61.01	PK	Vertical

Note:
1. Level = Reading + Cable loss + Antenna Factor + AMP
2. If Peak Result complies with AV limit, AV Result is deemed to comply with AV limit.
3. Test setup: RBW: 1 MHz, VBW: 3 MHz, Sweep time: auto.

TR-4-E-009 Radiated Emission Test Result

Test Date:	2024-07-25	**Tested By**:	GenLiu
EUT:	4K OTT BOX	**Model Number**:	DV9187
Test Mode:	11N40 ANT1+2 TX 5795MHz mode	**Power Supply**:	AC 120V/60Hz
Condition:	Temp:24.5°C;Humi:47.4%	**Test Site**:	DDT 3# Chamber
File Path:	d:\ts\2024 report data\Q24062520-1E\FCC ABOVE 5G MASK\27		
Memo:	Sample Number:S24052520-001 Power Setting:76		

Test Graph

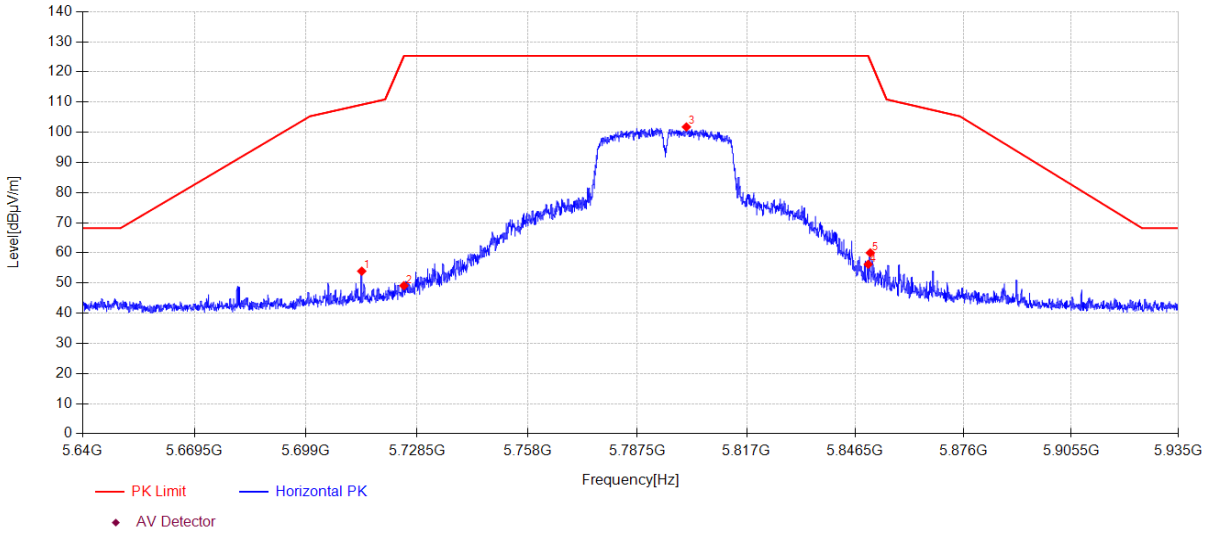

Data List

NO.	Freq. [MHz]	Reading [dBµV/m]	Antenna Factor [dB]	Cable loss [dB]	AMP [dB]	Level [dBµV/m]	Limit [dBµV/m]	Margin [dB]	Detector	Polarity
1	5713.780	54.37	33.68	5.87	-39.99	53.93	109.16	55.23	PK	Horizontal
2	5725.000	49.48	33.75	5.87	-39.99	49.11	125.30	76.19	PK	Horizontal
3	5800.716	101.63	34.20	5.91	-39.98	101.76	125.30	23.54	PK	Horizontal
4	5850.000	56.24	34.00	5.94	-39.97	56.21	125.27	69.06	PK	Horizontal
5	5850.571	60.05	34.00	5.94	-39.97	60.02	123.66	63.64	PK	Horizontal

Note:
1. Level = Reading + Cable loss + Antenna Factor + AMP
2. If Peak Result complies with AV limit, AV Result is deemed to comply with AV limit.
3. Test setup: RBW: 1 MHz, VBW: 3 MHz, Sweep time: auto.

TR-4-E-009 Radiated Emission Test Result

Test Date:	2024-07-25	**Tested By**:	GenLiu
EUT:	4K OTT BOX	**Model Number**:	DV9187
Test Mode:	11N40 ANT1+2 TX 5795MHz mode	**Power Supply**:	AC 120V/60Hz
Condition:	Temp:24.5°C;Humi:47.4%	**Test Site**:	DDT 3# Chamber
File Path:	d:\ts\2024 report data\Q24062520-1E\FCC ABOVE 5G MASK\28		
Memo:	Sample Number:S24052520-001 Power Setting:76		

Test Graph

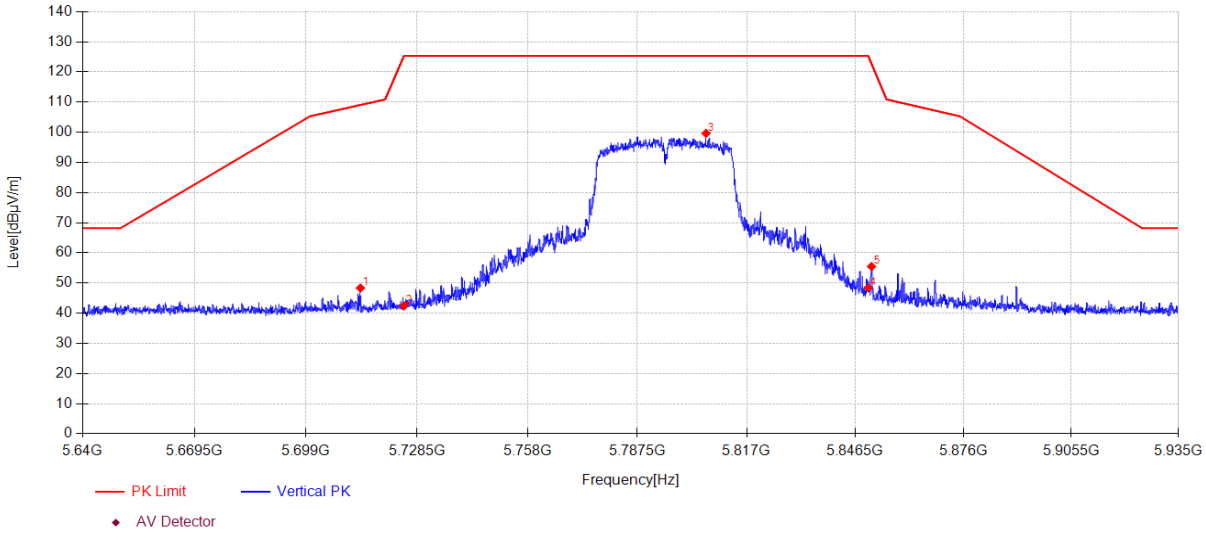

Data List

NO.	Freq. [MHz]	Reading [dBµV/m]	Antenna Factor [dB]	Cable loss [dB]	AMP [dB]	Level [dBµV/m]	Limit [dBµV/m]	Margin [dB]	Detector	Polarity
1	5713.426	48.79	33.68	5.87	-39.99	48.35	109.06	60.71	PK	Vertical
2	5725.000	42.79	33.75	5.87	-39.99	42.42	125.30	82.88	PK	Vertical
3	5806.026	99.53	34.18	5.91	-39.98	99.64	125.30	25.66	PK	Vertical
4	5850.000	48.48	34.00	5.94	-39.97	48.45	125.27	76.82	PK	Vertical
5	5850.896	55.51	34.00	5.94	-39.97	55.48	122.72	67.24	PK	Vertical

Note:
1. Level = Reading + Cable loss + Antenna Factor + AMP
2. If Peak Result complies with AV limit, AV Result is deemed to comply with AV limit.
3. Test setup: RBW: 1 MHz, VBW: 3 MHz, Sweep time: auto.

TR-4-E-009 Radiated Emission Test Result

Test Date:	2024-07-25	**Tested By**:	GenLiu
EUT:	4K OTT BOX	**Model Number**:	DV9187
Test Mode:	11AC20 ANT1+2 TX 5745MHz mode	**Power Supply**:	AC 120V/60Hz
Condition:	Temp:24.5°C;Humi:47.4%	**Test Site**:	DDT 3# Chamber
File Path:	d:\ts\2024 report data\Q24062520-1E\FCC ABOVE 5G MASK\9		
Memo:	Sample Number:S24052520-001 Power Setting:76		

Test Graph

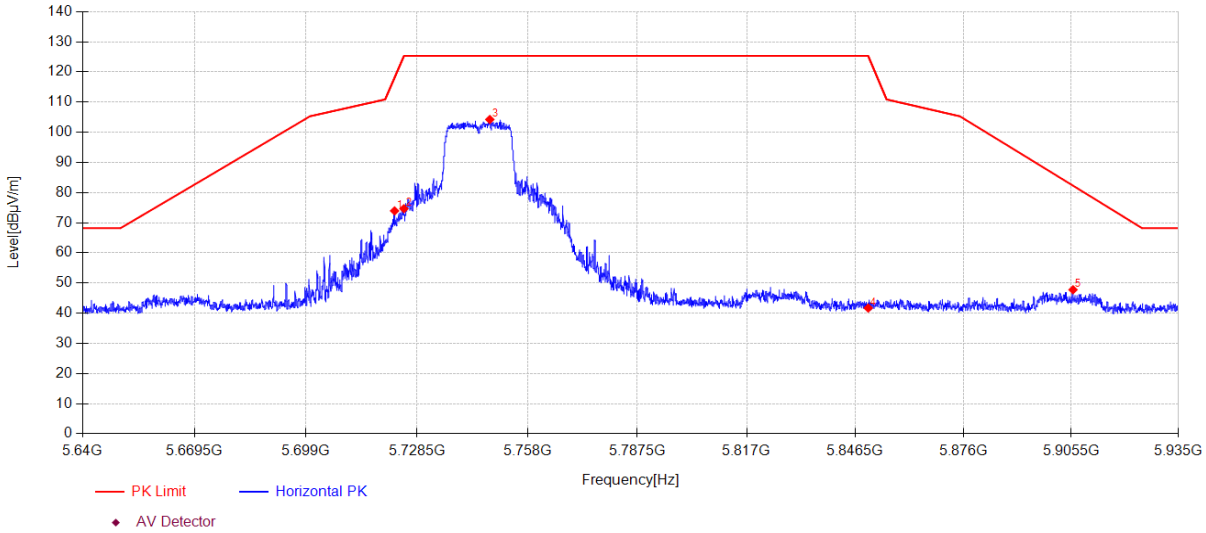

Data List										
N O.	**Freq. [MHz]**	**Reading [dBµV/m]**	**Antenna Factor [dB]**	**Cable loss [dB]**	**AMP [dB]**	**Level [dBµV/m]**	**Limit [dBµV/m]**	**Margin [dB]**	**Detector**	**Polarity**
1	5722.512	74.31	33.74	5.87	-39.99	73.93	118.13	44.20	PK	Horizontal
2	5725.000	75.03	33.75	5.87	-39.99	74.66	125.30	50.64	PK	Horizontal
3	5747.911	104.46	33.89	5.88	-39.98	104.25	125.30	21.05	PK	Horizontal
4	5850.000	41.74	34.00	5.94	-39.97	41.71	125.27	83.56	PK	Horizontal
5	5906.002	47.66	34.11	5.96	-39.96	47.77	82.30	34.53	PK	Horizontal

Note:
1. Level = Reading + Cable loss + Antenna Factor + AMP
2. If Peak Result complies with AV limit, AV Result is deemed to comply with AV limit.
3. Test setup: RBW: 1 MHz, VBW: 3 MHz, Sweep time: auto.

TR-4-E-009 Radiated Emission Test Result

Test Date:	2024-07-25	**Tested By**:	GenLiu
EUT:	4K OTT BOX	**Model Number**:	DV9187
Test Mode:	11AC20 ANT1+2 TX 5745MHz mode	**Power Supply**:	AC 120V/60Hz
Condition:	Temp:24.5°C;Humi:47.4%	**Test Site**:	DDT 3# Chamber
File Path:	d:\ts\2024 report data\Q24062520-1E\FCC ABOVE 5G MASK\10		
Memo:	Sample Number:S24052520-001 Power Setting:76		

Test Graph

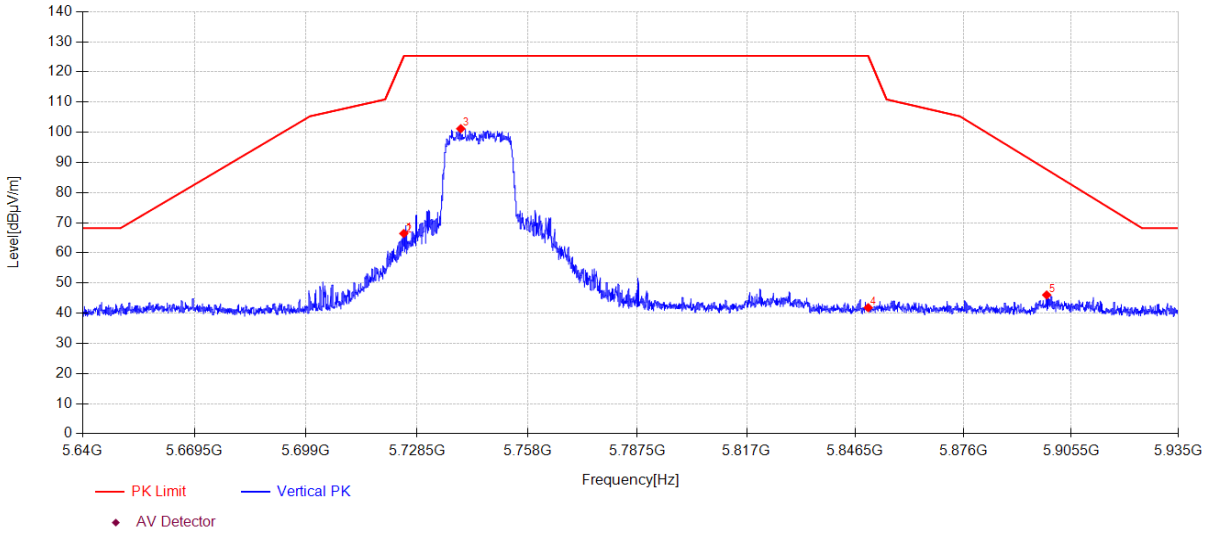

Data List										
N O.	**Freq. [MHz]**	**Reading [dBµV/m]**	**Antenna Factor [dB]**	**Cable loss [dB]**	**AMP [dB]**	**Level [dBµV/m]**	**Limit [dBµV/m]**	**Margin [dB]**	**Detector**	**Polarity**
1	5724.960	66.79	33.75	5.87	-39.99	66.42	125.18	58.76	PK	Vertical
2	5725.000	66.10	33.75	5.87	-39.99	65.73	125.30	59.57	PK	Vertical
3	5740.153	101.44	33.84	5.88	-39.98	101.18	125.30	24.12	PK	Vertical
4	5850.000	41.87	34.00	5.94	-39.97	41.84	125.27	83.43	PK	Vertical
5	5898.774	45.94	34.10	5.96	-39.96	46.04	87.66	41.62	PK	Vertical

Note:
1. Level = Reading + Cable loss + Antenna Factor + AMP
2. If Peak Result complies with AV limit, AV Result is deemed to comply with AV limit.
3. Test setup: RBW: 1 MHz, VBW: 3 MHz, Sweep time: auto.

TR-4-E-009 Radiated Emission Test Result

Test Date:	2024-07-25	**Tested By**:	GenLiu
EUT:	4K OTT BOX	**Model Number**:	DV9187
Test Mode:	11AC20 ANT1+2 TX 5785MHz mode	**Power Supply**:	AC 120V/60Hz
Condition:	Temp:24.5°C;Humi:47.4%	**Test Site**:	DDT 3# Chamber
File Path:	d:\ts\2024 report data\Q24062520-1E\FCC ABOVE 5G MASK\11		
Memo:	Sample Number:S24052520-001 Power Setting:76		

Test Graph

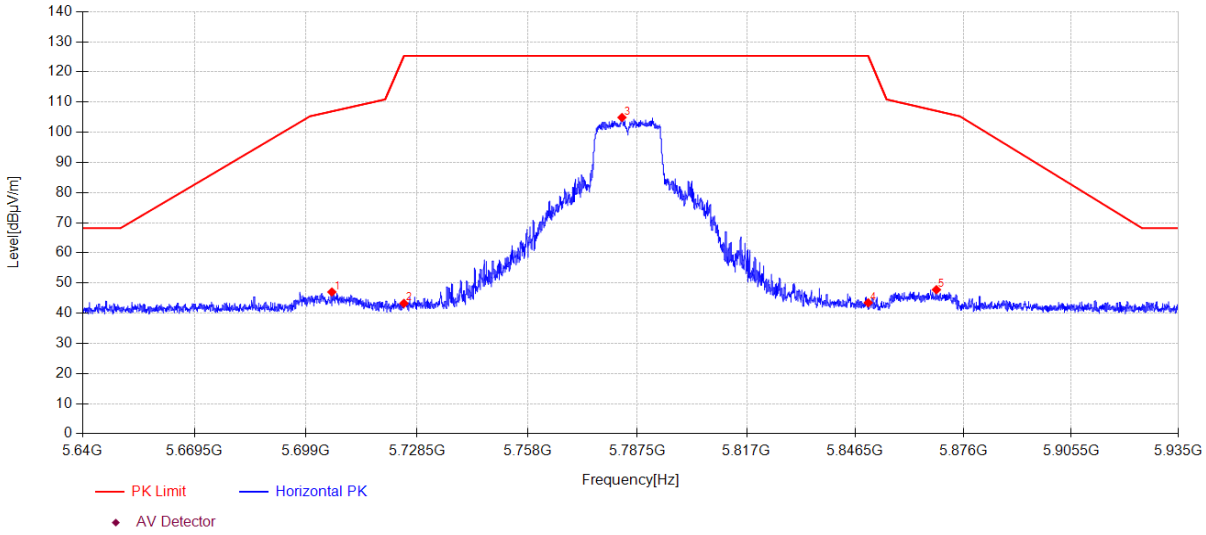

Data List

N O.	Freq. [MHz]	Reading [dBµV/m]	Antenna Factor [dB]	Cable loss [dB]	AMP [dB]	Level [dBµV/m]	Limit [dBµV/m]	Margin [dB]	Detector	Polarity
1	5705.844	47.51	33.64	5.86	-39.99	47.02	106.94	59.92	PK	Horizontal
2	5725.000	43.61	33.75	5.87	-39.99	43.24	125.30	82.06	PK	Horizontal
3	5783.370	104.89	34.10	5.90	-39.98	104.91	125.30	20.39	PK	Horizontal
4	5850.000	43.48	34.00	5.94	-39.97	43.45	125.27	81.82	PK	Horizontal
5	5868.596	47.77	34.04	5.94	-39.97	47.78	107.09	59.31	PK	Horizontal

Note:
1. Level = Reading + Cable loss + Antenna Factor + AMP
2. If Peak Result complies with AV limit, AV Result is deemed to comply with AV limit.
3. Test setup: RBW: 1 MHz, VBW: 3 MHz, Sweep time: auto.

TR-4-E-009 Radiated Emission Test Result

Test Date:	2024-07-25	**Tested By**:	GenLiu
EUT:	4K OTT BOX	**Model Number**:	DV9187
Test Mode:	11AC20 ANT1+2 TX 5785MHz mode	**Power Supply**:	AC 120V/60Hz
Condition:	Temp:24.5°C;Humi:47.4%	**Test Site**:	DDT 3# Chamber
File Path:	d:\ts\2024 report data\Q24062520-1E\FCC ABOVE 5G MASK\12		
Memo:	Sample Number:S24052520-001 Power Setting:76		

Test Graph

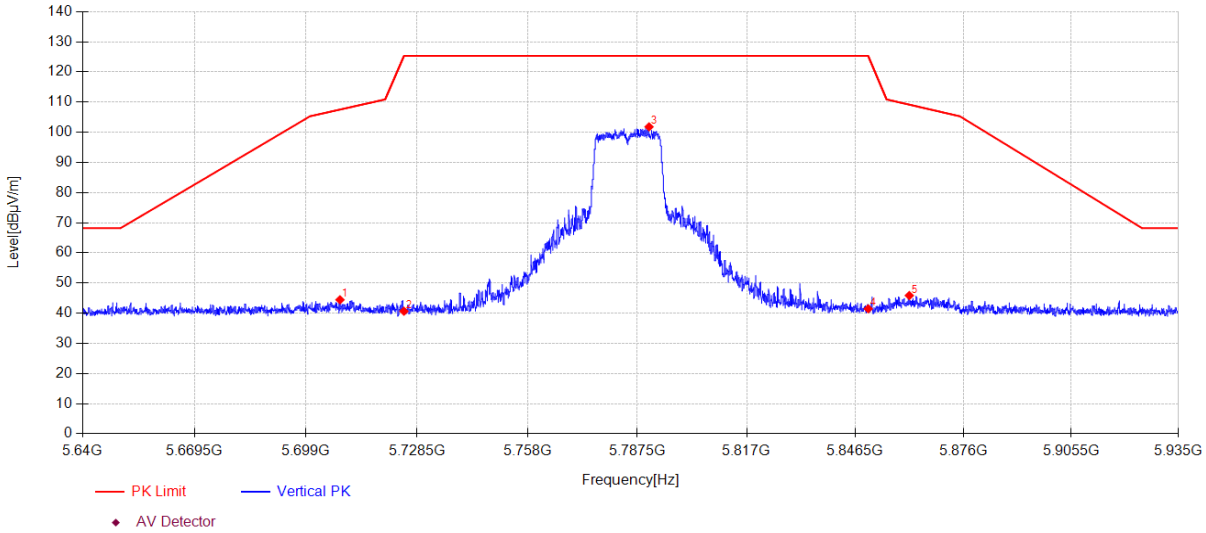

Data List										
N O.	**Freq. [MHz]**	**Reading [dBµV/m]**	**Antenna Factor [dB]**	**Cable loss [dB]**	**AMP [dB]**	**Level [dBµV/m]**	**Limit [dBµV/m]**	**Margin [dB]**	**Detector**	**Polarity**
1	5707.998	44.92	33.65	5.86	-39.99	44.44	107.54	63.10	PK	Vertical
2	5725.000	41.03	33.75	5.87	-39.99	40.66	125.30	84.64	PK	Vertical
3	5790.657	101.73	34.14	5.91	-39.98	101.80	125.30	23.50	PK	Vertical
4	5850.000	41.50	34.00	5.94	-39.97	41.47	125.27	83.80	PK	Vertical
5	5861.191	45.86	34.02	5.94	-39.97	45.85	109.17	63.32	PK	Vertical

Note:
1. Level = Reading + Cable loss + Antenna Factor + AMP
2. If Peak Result complies with AV limit, AV Result is deemed to comply with AV limit.
3. Test setup: RBW: 1 MHz, VBW: 3 MHz, Sweep time: auto.

TR-4-E-009 Radiated Emission Test Result

Test Date:	2024-07-25	**Tested By**:	GenLiu
EUT:	4K OTT BOX	**Model Number**:	DV9187
Test Mode:	11AC20 ANT1+2 TX 5825MHz mode	**Power Supply**:	AC 120V/60Hz
Condition:	Temp:24.5°C;Humi:47.4%	**Test Site**:	DDT 3# Chamber
File Path:	d:\ts\2024 report data\Q24062520-1E\FCC ABOVE 5G MASK\7		
Memo:	Sample Number:S24052520-001 Power Setting:76		

Test Graph

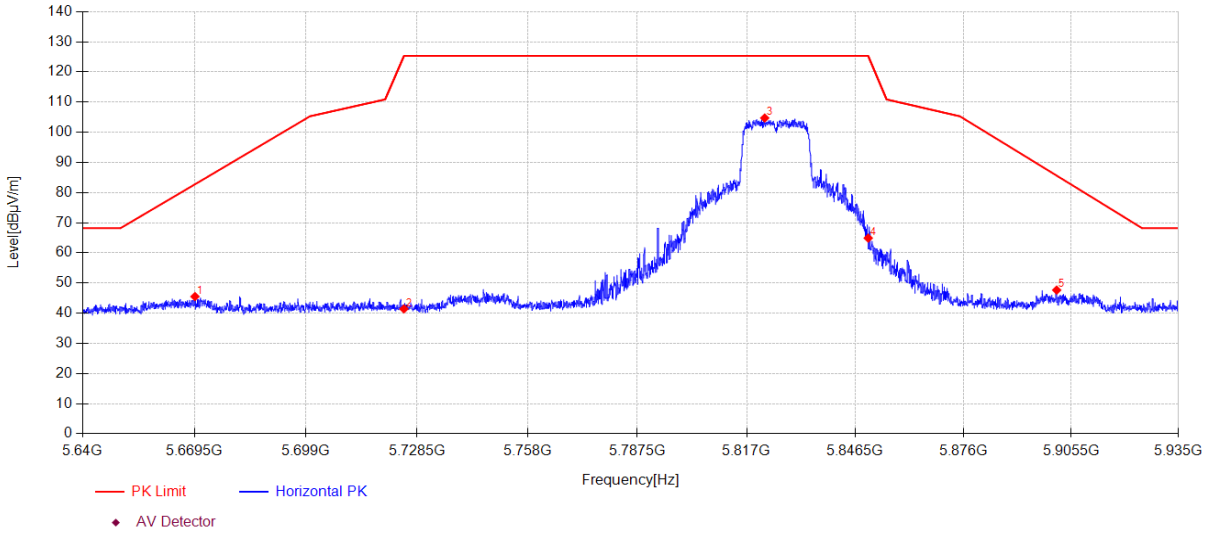

Data List

NO.	Freq. [MHz]	Reading [dBµV/m]	Antenna Factor [dB]	Cable loss [dB]	AMP [dB]	Level [dBµV/m]	Limit [dBµV/m]	Margin [dB]	Detector	Polarity
1	5669.618	46.19	33.48	5.84	-39.99	45.52	82.76	37.24	PK	Horizontal
2	5725.000	41.78	33.75	5.87	-39.99	41.41	125.30	83.89	PK	Horizontal
3	5821.897	104.68	34.11	5.92	-39.97	104.74	125.30	20.56	PK	Horizontal
4	5850.000	64.93	34.00	5.94	-39.97	64.90	125.27	60.37	PK	Horizontal
5	5901.518	47.56	34.10	5.96	-39.96	47.66	85.62	37.96	PK	Horizontal

Note:
1. Level = Reading + Cable loss + Antenna Factor + AMP
2. If Peak Result complies with AV limit, AV Result is deemed to comply with AV limit.
3. Test setup: RBW: 1 MHz, VBW: 3 MHz, Sweep time: auto.

TR-4-E-009 Radiated Emission Test Result

Test Date:	2024-07-25	**Tested By**:	GenLiu
EUT:	4K OTT BOX	**Model Number**:	DV9187
Test Mode:	11AC20 ANT1+2 TX 5825MHz mode	**Power Supply**:	AC 120V/60Hz
Condition:	Temp:24.5°C;Humi:47.4%	**Test Site**:	DDT 3# Chamber
File Path:	d:\ts\2024 report data\Q24062520-1E\FCC ABOVE 5G MASK\8		
Memo:	Sample Number:S24052520-001 Power Setting:76		

Test Graph

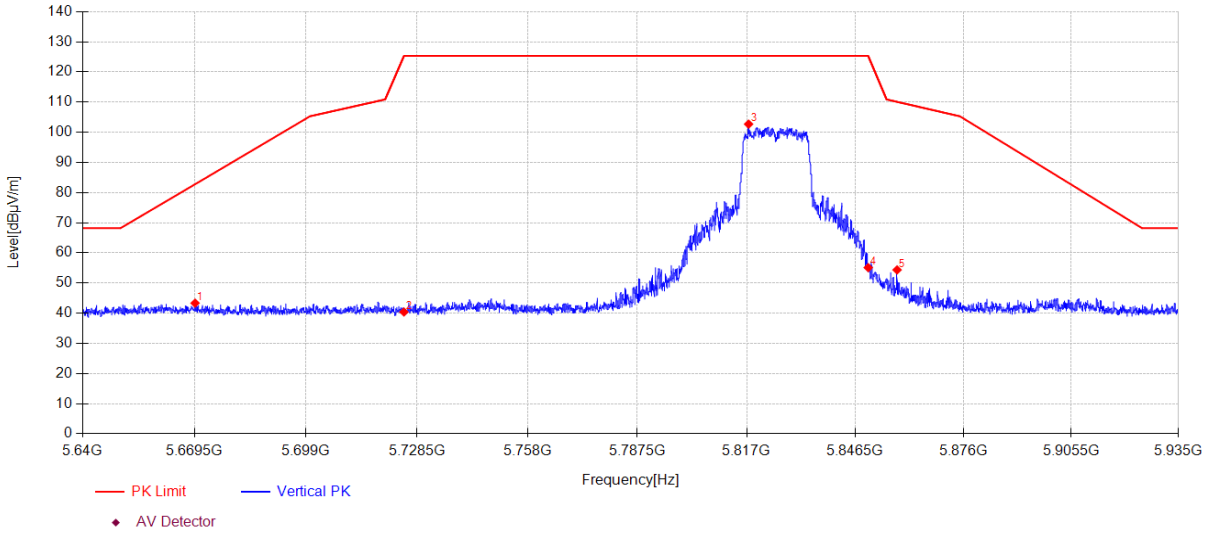

Data List

NO.	Freq. [MHz]	Reading [dBµV/m]	Antenna Factor [dB]	Cable loss [dB]	AMP [dB]	Level [dBµV/m]	Limit [dBµV/m]	Margin [dB]	Detector	Polarity
1	5669.648	44.01	33.48	5.84	-39.99	43.34	82.78	39.44	PK	Vertical
2	5725.000	40.77	33.75	5.87	-39.99	40.40	125.30	84.90	PK	Vertical
3	5817.531	102.62	34.13	5.92	-39.97	102.70	125.30	22.60	PK	Vertical
4	5850.000	55.15	34.00	5.94	-39.97	55.12	125.27	70.15	PK	Vertical
5	5857.858	54.36	34.02	5.94	-39.97	54.35	110.10	55.75	PK	Vertical

Note:
1. Level = Reading + Cable loss + Antenna Factor + AMP
2. If Peak Result complies with AV limit, AV Result is deemed to comply with AV limit.
3. Test setup: RBW: 1 MHz, VBW: 3 MHz, Sweep time: auto.

TR-4-E-009 Radiated Emission Test Result

Test Date:	2024-07-25	**Tested By**:	GenLiu
EUT:	4K OTT BOX	**Model Number**:	DV9187
Test Mode:	11AC40 ANT1+2 TX 5755MHz mode	**Power Supply**:	AC 120V/60Hz
Condition:	Temp:24.5°C;Humi:47.4%	**Test Site**:	DDT 3# Chamber
File Path:	d:\ts\2024 report data\Q24062520-1E\FCC ABOVE 5G MASK\13		
Memo:	Sample Number:S24052520-001 Power Setting:70		

Test Graph

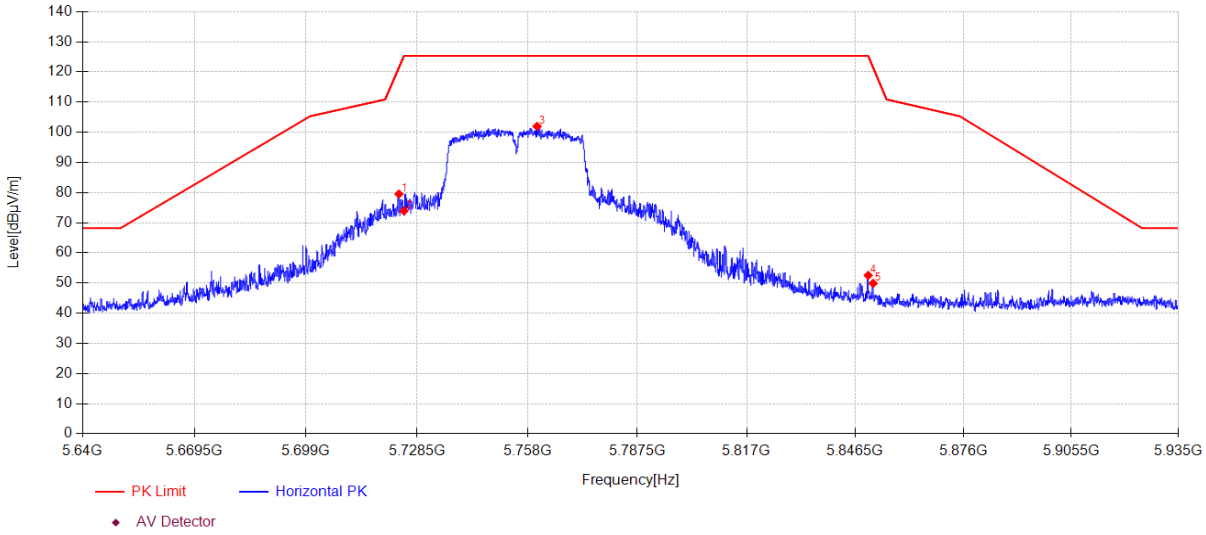

Data List										
N O.	**Freq. [MHz]**	**Reading [dBµV/m]**	**Antenna Factor [dB]**	**Cable loss [dB]**	**AMP [dB]**	**Level [dBµV/m]**	**Limit [dBµV/m]**	**Margin [dB]**	**Detector**	**Polarity**
1	5723.662	79.91	33.74	5.87	-39.99	79.53	121.45	41.92	PK	Horizontal
2	5725.000	74.26	33.75	5.87	-39.99	73.89	125.30	51.41	PK	Horizontal
3	5760.567	102.08	33.96	5.89	-39.98	101.95	125.30	23.35	PK	Horizontal
4	5850.000	52.57	34.00	5.94	-39.97	52.54	125.27	72.73	PK	Horizontal
5	5851.338	49.92	34.00	5.94	-39.97	49.89	121.45	71.56	PK	Horizontal

Note:
1. Level = Reading + Cable loss + Antenna Factor + AMP
2. If Peak Result complies with AV limit, AV Result is deemed to comply with AV limit.
3. Test setup: RBW: 1 MHz, VBW: 3 MHz, Sweep time: auto.

TR-4-E-009 Radiated Emission Test Result

Test Date:	2024-07-25	**Tested By**:	GenLiu
EUT:	4K OTT BOX	**Model Number**:	DV9187
Test Mode:	11AC40 ANT1+2 TX 5755MHz mode	**Power Supply**:	AC 120V/60Hz
Condition:	Temp:24.5°C;Humi:47.4%	**Test Site**:	DDT 3# Chamber
File Path:	d:\ts\2024 report data\Q24062520-1E\FCC ABOVE 5G MASK\14		
Memo:	Sample Number:S24052520-001 Power Setting:70		

Test Graph

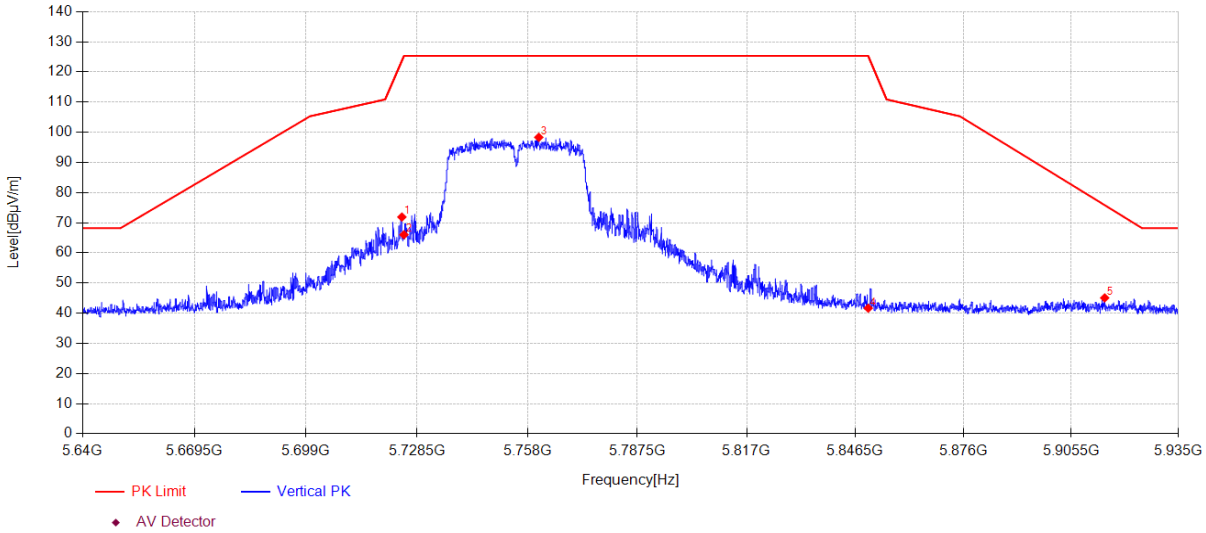

Data List										
N O.	**Freq. [MHz]**	**Reading [dBµV/m]**	**Antenna Factor [dB]**	**Cable loss [dB]**	**AMP [dB]**	**Level [dBµV/m]**	**Limit [dBµV/m]**	**Margin [dB]**	**Detector**	**Polarity**
1	5724.459	72.27	33.75	5.87	-39.99	71.90	123.74	51.84	PK	Vertical
2	5725.000	66.40	33.75	5.87	-39.99	66.03	125.30	59.27	PK	Vertical
3	5761.039	98.45	33.97	5.89	-39.98	98.33	125.30	26.97	PK	Vertical
4	5850.000	41.69	34.00	5.94	-39.97	41.66	125.27	83.61	PK	Vertical
5	5914.704	44.94	34.13	5.97	-39.96	45.08	75.84	30.76	PK	Vertical

Note:
1. Level = Reading + Cable loss + Antenna Factor + AMP
2. If Peak Result complies with AV limit, AV Result is deemed to comply with AV limit.
3. Test setup: RBW: 1 MHz, VBW: 3 MHz, Sweep time: auto.

TR-4-E-009 Radiated Emission Test Result

Test Date:	2024-07-25	**Tested By**:	GenLiu
EUT:	4K OTT BOX	**Model Number**:	DV9187
Test Mode:	11AC40 ANT1+2 TX 5795MHz mode	**Power Supply**:	AC 120V/60Hz
Condition:	Temp:24.5°C;Humi:47.4%	**Test Site**:	DDT 3# Chamber
File Path:	d:\ts\2024 report data\Q24062520-1E\FCC ABOVE 5G MASK\15		
Memo:	Sample Number:S24052520-001 Power Setting:70		

Test Graph

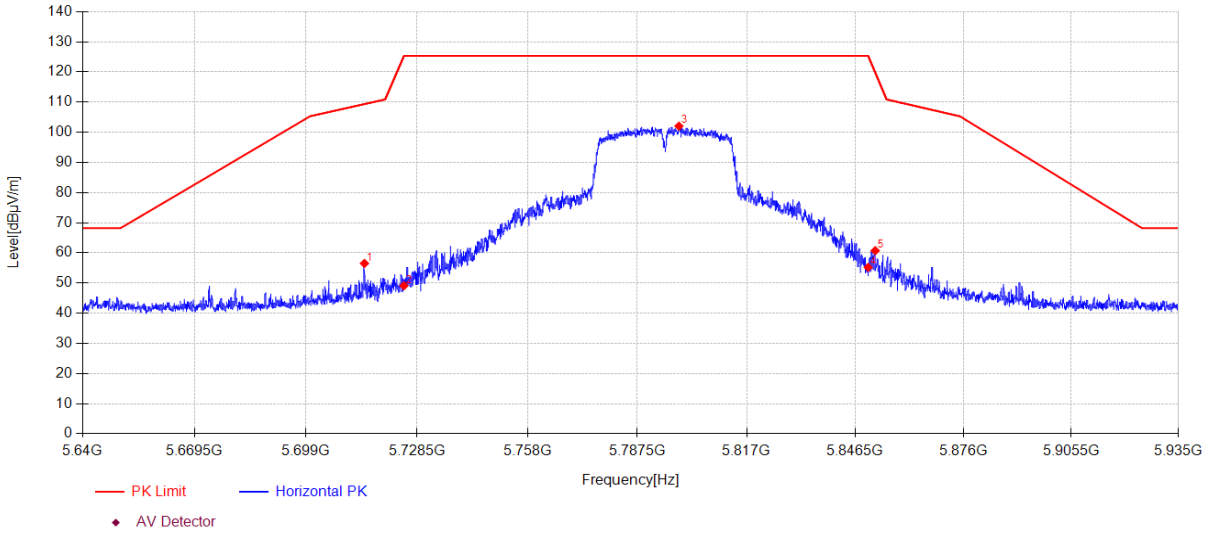

Data List

NO.	Freq. [MHz]	Reading [dBµV/m]	Antenna Factor [dB]	Cable loss [dB]	AMP [dB]	Level [dBµV/m]	Limit [dBµV/m]	Margin [dB]	Detector	Polarity
1	5714.488	56.94	33.69	5.87	-39.99	56.51	109.36	52.85	PK	Horizontal
2	5725.000	49.48	33.75	5.87	-39.99	49.11	125.30	76.19	PK	Horizontal
3	5798.710	101.92	34.19	5.91	-39.98	102.04	125.30	23.26	PK	Horizontal
4	5850.000	55.23	34.00	5.94	-39.97	55.20	125.27	70.07	PK	Horizontal
5	5851.899	60.76	34.00	5.94	-39.97	60.73	119.83	59.10	PK	Horizontal

Note:
1. Level = Reading + Cable loss + Antenna Factor + AMP
2. If Peak Result complies with AV limit, AV Result is deemed to comply with AV limit.
3. Test setup: RBW: 1 MHz, VBW: 3 MHz, Sweep time: auto.

TR-4-E-009 Radiated Emission Test Result

Test Date:	2024-07-25	**Tested By**:	GenLiu
EUT:	4K OTT BOX	**Model Number**:	DV9187
Test Mode:	11AC40 ANT1+2 TX 5795MHz mode	**Power Supply**:	AC 120V/60Hz
Condition:	Temp:24.5°C;Humi:47.4%	**Test Site**:	DDT 3# Chamber
File Path:	d:\ts\2024 report data\Q24062520-1E\FCC ABOVE 5G MASK\16		
Memo:	Sample Number:S24052520-001 Power Setting:70		

Test Graph

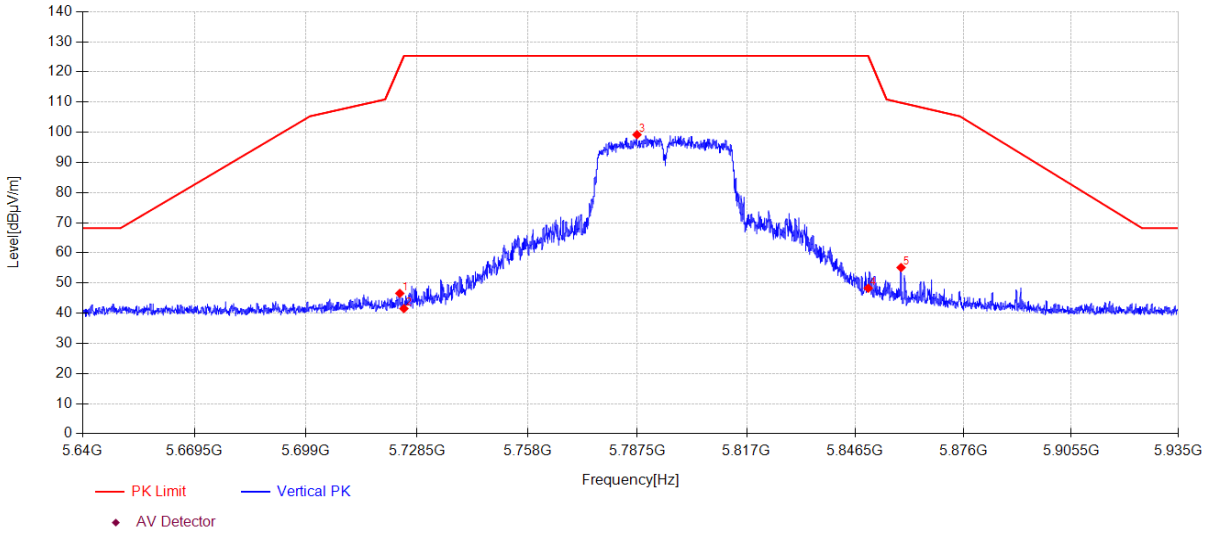

Data List

N O.	Freq. [MHz]	Reading [dBµV/m]	Antenna Factor [dB]	Cable loss [dB]	AMP [dB]	Level [dBµV/m]	Limit [dBµV/m]	Margin [dB]	Detector	Polarity
1	5723.898	46.95	33.74	5.87	-39.99	46.57	122.13	75.56	PK	Vertical
2	5725.000	41.90	33.75	5.87	-39.99	41.53	125.30	83.77	PK	Vertical
3	5787.412	99.15	34.12	5.90	-39.98	99.19	125.30	26.11	PK	Vertical
4	5850.000	48.31	34.00	5.94	-39.97	48.28	125.27	76.99	PK	Vertical
5	5858.949	55.14	34.02	5.94	-39.97	55.13	109.79	54.66	PK	Vertical

Note:
1. Level = Reading + Cable loss + Antenna Factor + AMP
2. If Peak Result complies with AV limit, AV Result is deemed to comply with AV limit.
3. Test setup: RBW: 1 MHz, VBW: 3 MHz, Sweep time: auto.

TR-4-E-009 Radiated Emission Test Result

Test Date:	2024-07-25	**Tested By**:	GenLiu
EUT:	4K OTT BOX	**Model Number**:	DV9187
Test Mode:	11AC80 ANT1+2 TX 5775MHz mode	**Power Supply**:	AC 120V/60Hz
Condition:	Temp:24.5°C;Humi:47.4%	**Test Site**:	DDT 3# Chamber
File Path:	d:\ts\2024 report data\Q24062520-1E\FCC ABOVE 5G MASK\17		
Memo:	Sample Number:S24052520-001 Power Setting:70		

Test Graph

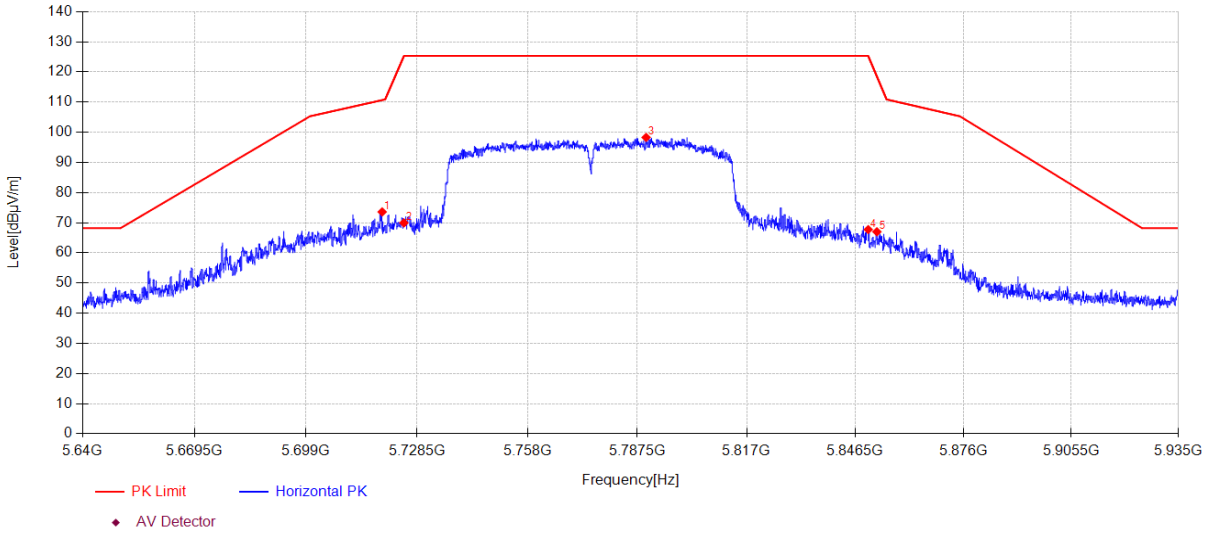

Data List

NO.	Freq. [MHz]	Reading [dBµV/m]	Antenna Factor [dB]	Cable loss [dB]	AMP [dB]	Level [dBµV/m]	Limit [dBµV/m]	Margin [dB]	Detector	Polarity
1	5719.208	73.99	33.72	5.87	-39.99	73.59	110.68	37.09	PK	Horizontal
2	5725.000	70.32	33.75	5.87	-39.99	69.95	125.30	55.35	PK	Horizontal
3	5789.860	98.24	34.14	5.90	-39.98	98.30	125.30	27.00	PK	Horizontal
4	5850.000	67.77	34.00	5.94	-39.97	67.74	125.27	57.53	PK	Horizontal
5	5852.371	67.03	34.00	5.94	-39.97	67.00	118.47	51.47	PK	Horizontal

Note:
1. Level = Reading + Cable loss + Antenna Factor + AMP
2. If Peak Result complies with AV limit, AV Result is deemed to comply with AV limit.
3. Test setup: RBW: 1 MHz, VBW: 3 MHz, Sweep time: auto.

TR-4-E-009 Radiated Emission Test Result

Test Date:	2024-07-25	**Tested By**:	GenLiu
EUT:	4K OTT BOX	**Model Number**:	DV9187
Test Mode:	11AC80 ANT1+2 TX 5775MHz mode	**Power Supply**:	AC 120V/60Hz
Condition:	Temp:24.5°C;Humi:47.4%	**Test Site**:	DDT 3# Chamber
File Path:	d:\ts\2024 report data\Q24062520-1E\FCC ABOVE 5G MASK\18		
Memo:	Sample Number:S24052520-001 Power Setting:70		

Test Graph

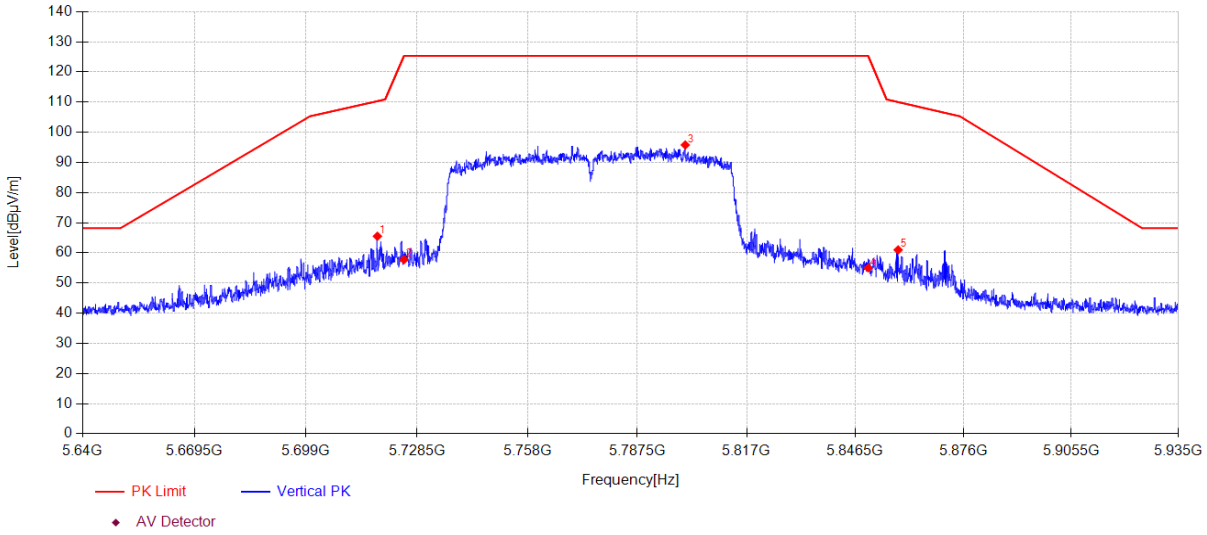

Data List

N O.	Freq. [MHz]	Reading [dBµV/m]	Antenna Factor [dB]	Cable loss [dB]	AMP [dB]	Level [dBµV/m]	Limit [dBµV/m]	Margin [dB]	Detector	Polarity
1	5717.939	65.92	33.71	5.87	-39.99	65.51	110.32	44.81	PK	Vertical
2	5725.000	58.11	33.75	5.87	-39.99	57.74	125.30	67.56	PK	Vertical
3	5800.421	95.66	34.20	5.91	-39.98	95.79	125.30	29.51	PK	Vertical
4	5850.000	55.06	34.00	5.94	-39.97	55.03	125.27	70.24	PK	Vertical
5	5858.153	61.00	34.02	5.94	-39.97	60.99	110.02	49.03	PK	Vertical

Note:
1. Level = Reading + Cable loss + Antenna Factor + AMP
2. If Peak Result complies with AV limit, AV Result is deemed to comply with AV limit.
3. Test setup: RBW: 1 MHz, VBW: 3 MHz, Sweep time: auto.

15.Power Line Conducted Emissions

15.1. Test equipment

Equipment	Manufacturer	Model No.	Serial No.	Cal Due To
Two Line V-Network	R&S	ENV216	DDT-ZC02056	2025/07/08
Pulse Limiter	SCHWARZBECK	VTSD 9561	DDT-ZC02128	2025/07/08
EMI Test Receiver	R&S	ESCI/E3	DDT-ZC01297	2025/07/08
RF Cable	Yuhu Technology	Z806-NJ-NJ-6M	DDT-ZC02004	2025/07/08
Three-phase artificial power network	SCHWARZBECK	NSLK 8163	DDT-ZC01572	2025/07/08
Δ-shaped artificial power network	SCHWARZBECK	PVDC 8301	DDT-ZC03939	2025/03/31
Two Line V-Network	R&S	ENV216	DDT-ZC02059	2025/07/08
Condected Radiated Software	Audix	E3	DDT-ZC00562	/

15.2. Block diagram of test setup

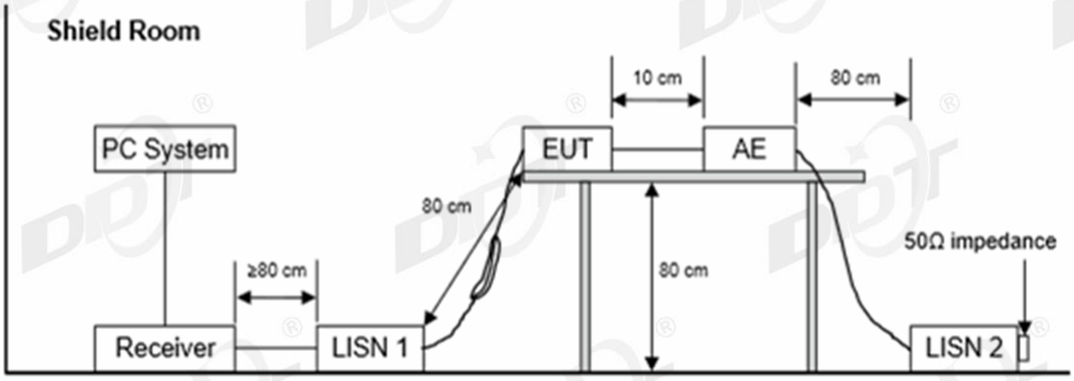

15.3. Limits

Frequency	Quasi-Peak Level dB(mV)	Average Level dB(mV)
150 kHz~500 kHz	66 ~ 56*	56 ~ 46*
500 kHz~5 MHz	56	46
5 MHz~30 MHz	60	50

Note 1: * Decreasing linearly with logarithm of frequency.

Note 2: The lower limit shall apply at the transition frequencies.

15.4. Assistant equipment used for test

Assistant equipment	Manufacturer	Model number	Description	other
/	/	/	/	/

15.5. Test procedure

The EUT and Support equipment, if needed, were put placed on a non-metallic table, 80cm above the ground plane.

All support equipment power received from a second LISN.

Emissions were measured on each current carrying line of the EUT using an EMI Test Receiver connected to the LISN powering the EUT.

The Receiver scanned from 150 kHz to 30 MHz for emissions in each of the test modes.

During the above scans, the emissions were maximized by cable manipulation.

The test mode(s) described in clause 2.4 were scanned during the preliminary test.

After the preliminary scan, we found the test mode producing the highest emission level.

The EUT configuration and worse cable configuration of the above highest emission levels were recorded for reference of the final test.

EUT and support equipment were set up on the test bench as per the configuration with highest emission level in the preliminary test.

A scan was taken on both power lines, Neutral and Line, recording at least the six highest emissions.

Emission frequency and amplitude were recorded into a computer in which correction factors were used to calculate the emission level and compare reading to the applicable limit.

The test data of the worst-case condition(s) was recorded.

The bandwidth of test receiver is set at 9 kHz.

15.6. Test result

PASS. (See below detailed test result)

Note1: All emissions not reported below are too low against the prescribed limits.

Note2: "-----" means Peak detection; "-----" means Average detection.

Note3: Pre-test AC conducted emission at both voltage AC 120V/60Hz and AC 240V/50Hz, recorded the worst case.

15.7. Test data

TR-4-E-010 Conducted Emission Test Result

Test Site	: DDT 6# Shield Room	D:\2024 Report Date\Q24062520-1E\CE.EM6	
Test Date	: 2024-07-09	**Tested By**	: Gen Liu
EUT	: 4K OTT BOX	**Model Number**	: DV9187
Power Supply	: AC 120V/60Hz	**Test Mode**	: 5GWIFI mode
Condition	: Temp:21.9°C,Humi:56.2%	**LISN**	: 2023 ENV 216 3#/NEUTRAL
Memo	:		

Data: 18

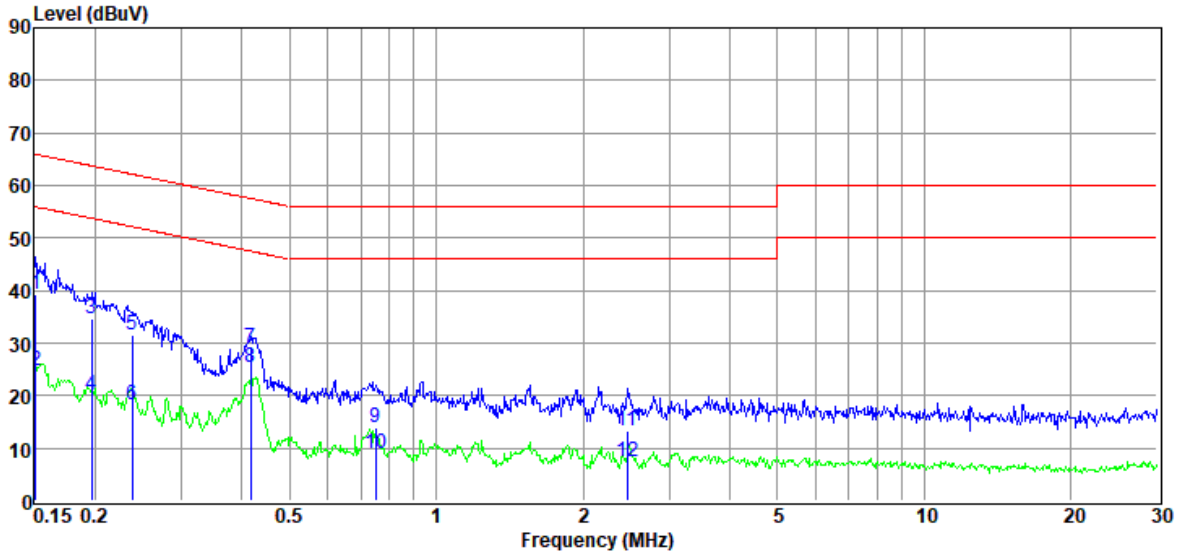

Item (Mark)	Freq. (MHz)	Read Level (dBµV)	LISN Factor (dB)	Cable Loss (dB)	Pulse Limiter Factor (dB)	Result Level (dBµV)	Limit Line (dBµV)	Over Limit (dB)	Detector	Phase
1	0.15	19.48	9.81	0.10	9.94	39.33	65.96	-26.63	QP	NEUTRAL
2	0.15	4.86	9.81	0.10	9.94	24.71	55.96	-31.25	Average	NEUTRAL
3	0.20	14.53	9.94	0.11	9.94	34.52	63.76	-29.24	QP	NEUTRAL
4	0.20	0.25	9.94	0.11	9.94	20.24	53.76	-33.52	Average	NEUTRAL
5	0.24	11.62	9.84	0.11	9.95	31.52	62.17	-30.65	QP	NEUTRAL
6	0.24	-1.67	9.84	0.11	9.95	18.23	52.17	-33.94	Average	NEUTRAL
7	0.42	9.16	9.95	0.13	9.95	29.19	57.51	-28.32	QP	NEUTRAL
8	0.42	5.33	9.95	0.13	9.95	25.36	47.51	-22.15	Average	NEUTRAL
9	0.75	-6.21	9.86	0.16	9.97	13.78	56.00	-42.22	QP	NEUTRAL
10	0.75	-11.15	9.86	0.16	9.97	8.84	46.00	-37.16	Average	NEUTRAL
11	2.46	-6.69	9.66	0.26	10.00	13.23	56.00	-42.77	QP	NEUTRAL
12	2.46	-12.37	9.66	0.26	10.00	7.55	46.00	-38.45	Average	NEUTRAL

Note: 1. Result Level = Read Level +LISN Factor + Pulse Limiter Factor + Cable loss.
2. If QP Result complies with AV limit, AV Result is deemed to comply with AV limit.
3. Test setup: RBW: 200 Hz (9 kHz—150 kHz), 9 kHz (150 kHz—30 MHz).
4. Step size: 80Hz (0.009MHz-0.15MHz), 4 kHz (0.15MHz-30MHz), Scan time: auto.

TR-4-E-010 Conducted Emission Test Result

Test Site	: DDT 6# Shield Room	D:\2024 Report Date\Q24062520-1E\CE.EM6	
Test Date	: 2024-07-09	**Tested By**	: Gen Liu
EUT	: 4K OTT BOX	**Model Number**	: DV9187
Power Supply	: AC 120V/60Hz	**Test Mode**	: 5GWIFI mode
Condition	: Temp:21.9°C,Humi:56.2%	**LISN**	: 2023 ENV 216 3#/LINE
Memo	:		

Data: 20

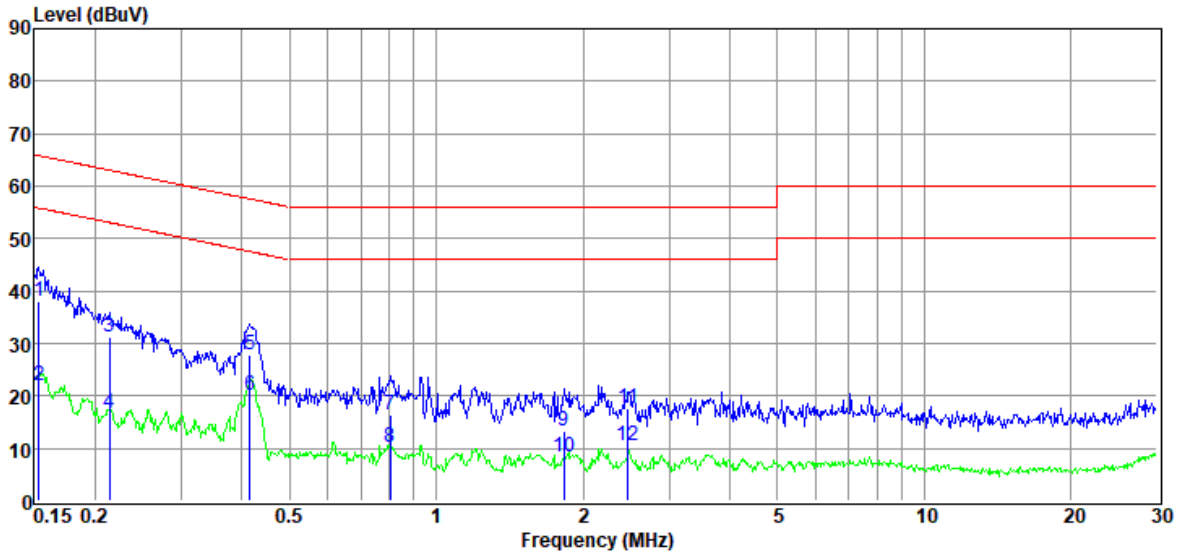

Item (Mark)	Freq. (MHz)	Read Level (dBµV)	LISN Factor (dB)	Cable Loss (dB)	Pulse Limiter Factor (dB)	Result Level (dBµV)	Limit Line (dBµV)	Over Limit (dB)	Detector	Phase
1	0.15	18.27	9.83	0.10	9.94	38.14	65.82	-27.68	QP	LINE
2	0.15	2.16	9.83	0.10	9.94	22.03	55.82	-33.79	Average	LINE
3	0.21	11.51	9.81	0.11	9.94	31.37	63.05	-31.68	QP	LINE
4	0.21	-3.29	9.81	0.11	9.94	16.57	53.05	-36.48	Average	LINE
5	0.41	7.69	9.94	0.13	9.95	27.71	57.55	-29.84	QP	LINE
6	0.41	0.04	9.94	0.13	9.95	20.06	47.55	-27.49	Average	LINE
7	0.80	-3.77	10.02	0.18	9.97	16.40	56.00	-39.60	QP	LINE
8	0.80	-9.99	10.02	0.18	9.97	10.18	46.00	-35.82	Average	LINE
9	1.83	-6.61	9.74	0.26	9.99	13.38	56.00	-42.62	QP	LINE
10	1.83	-11.53	9.74	0.26	9.99	8.46	46.00	-37.54	Average	LINE
11	2.47	-2.46	9.74	0.26	10.00	17.54	56.00	-38.46	QP	LINE
12	2.47	-9.49	9.74	0.26	10.00	10.51	46.00	-35.49	Average	LINE

Note: 1. Result Level = Read Level +LISN Factor + Pulse Limiter Factor + Cable loss.
2. If QP Result complies with AV limit, AV Result is deemed to comply with AV limit.
3. Test setup: RBW: 200 Hz (9 kHz—150 kHz), 9 kHz (150 kHz—30 MHz).
4. Step size: 80Hz (0.009MHz-0.15MHz), 4 kHz (0.15MHz-30MHz), Scan time: auto.

17. Photos of the EUT

Please refer to DDT-Q24062520-2E appendix I

----------End Report----------