13.Radiated Emission

13.1. Test equipment

Equipment	Manufacturer	Model No.	Serial No.	Cal Due To
High pass filter	Micro-Tronics	HPM50108	DDT-ZC00560	2025/04/22
ELECTRIC AND MAGNETIC FIELD ANALYZER	Narda	EHP-200A	DDT-ZC01401	2024/09/20
RF Cable	N/A	W13.02 AP1-X2	DDT-ZC04023	2025/03/31
High Pass filter	Xi'an Xingbo	XBLBQ-GTA67	DDT-ZC02179	2025/04/22
PSA Series Spectrum Analyzer	Agilent	E4447A	DDT-ZC00517	2025/03/31
Broad-Band Horn Antenna	Schwarzbeck	BBHA 9170	DDT-ZC00506	2025/04/26
High pass filter	Micro-Tronics	HPM50102	DDT-ZC00561	2025/04/22
Trilog Broadband Antenna	Schwarzbeck	VULB 9163	DDT-ZC02050	2025/07/11
EMI TEST RECEIVER	R&S	ESU26	DDT-ZC01909	2025/03/31
Hochgewinn-Hornantenne	SCHWARZBECK	BBHA 9120 D	DDT-ZC02129	2025/09/18
Pre-amplifier	COM-POWER	PAM-840A	DDT-ZC01693	2025/03/31
Pre-amplifier	COM-POWER	PAM-118A	DDT-ZC01293	2025/07/08
Micro-Tronics filters	REBES	BRM50716	DDT-ZC03240	/
Active Loop Antenna	Schwarzbeck	FMZB1519	DDT-ZC00524	2025/09/11
RF cable	Yuhu Technology	JCTB810-NJ-NJ-9M	DDT-ZC02538	2025/03/31
RF cable	Zhongke Junchuang	JCT26S-NJ-NJ-1.5M	DDT-ZC02762	2025/03/31
RF cable	Yuhu Technology	ZT26S-SMAJ-SMAJ-1M	DDT-ZC02037	2025/03/31
Micro-Tronics filters	REBES	BRM50702	DDT-ZC03242	/
RF Cable	N/A	W24.02 HL-562	DDT-ZC04022	2025/03/31

13.2. Block diagram of test setup

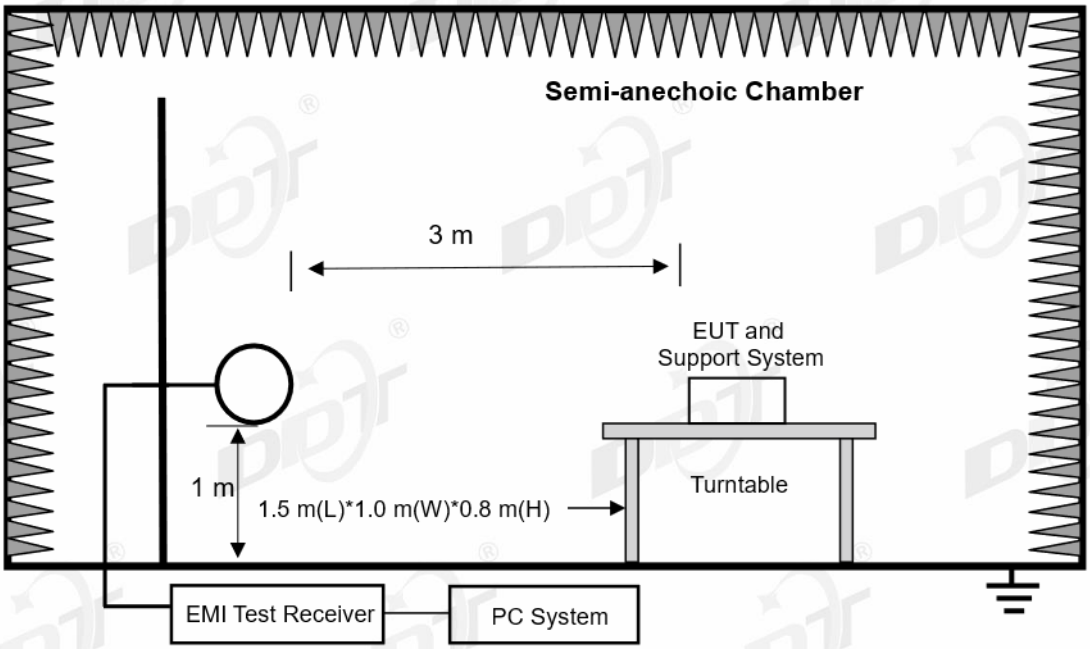

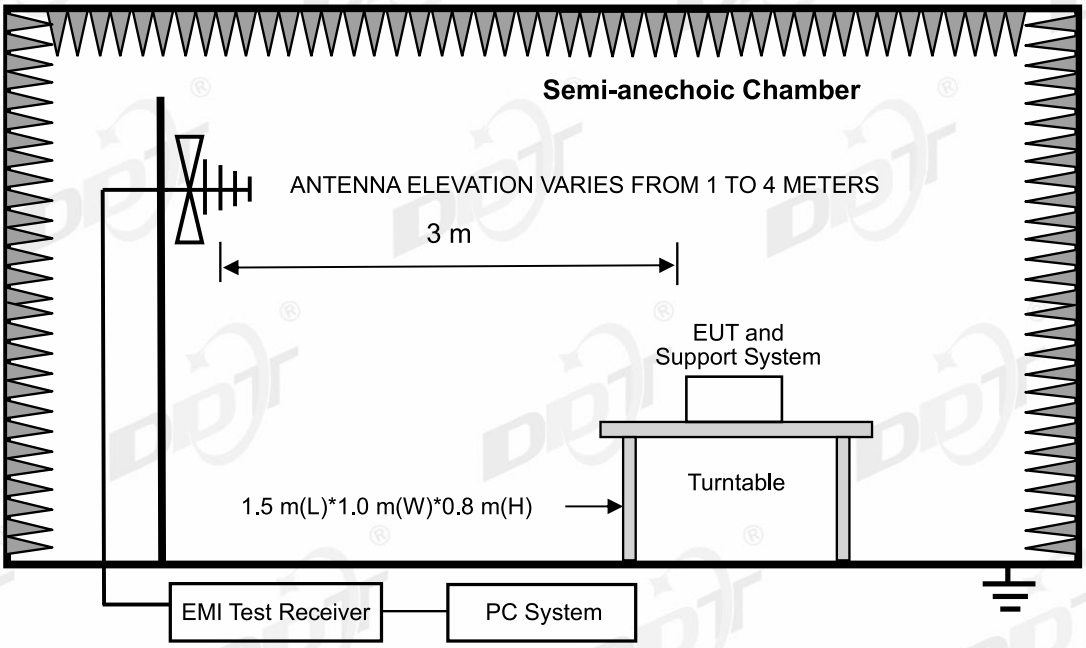

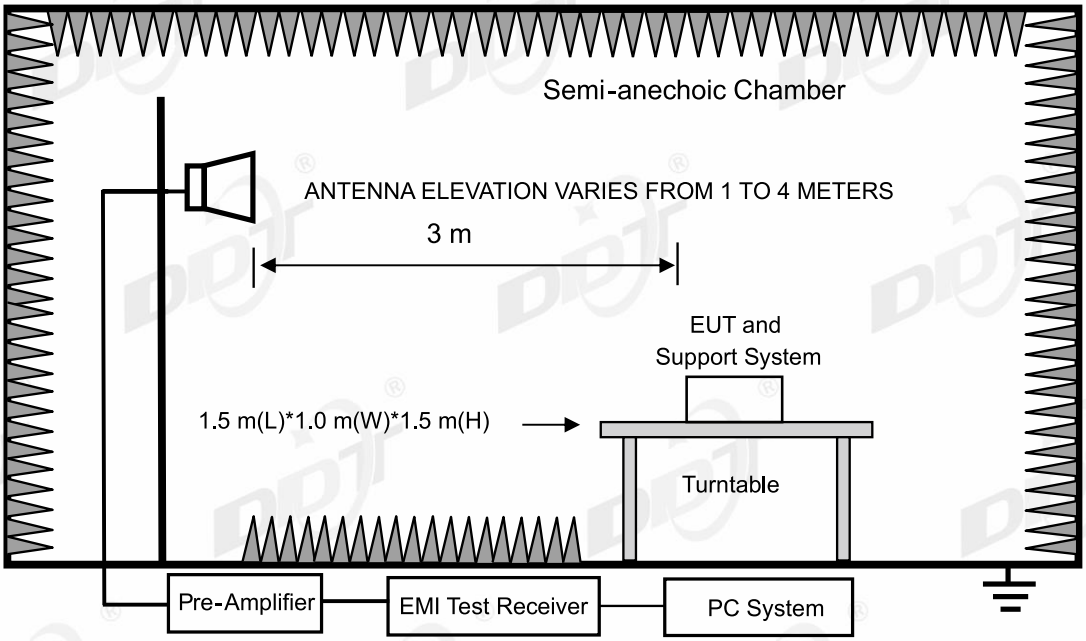

13.3. Limits

(1) FCC 15.205 Restricted frequency band

MHz	MHz	MHz	GHz
0.090-0.110	16.42-16.423	399.9-410	4.5-5.15
[1]0.495-0.505	16.69475-16.69525	608-614	5.35-5.46
2.1735-2.1905	16.80425-16.80475	960-1240	7.25-7.75
4.125-4.128	25.5-25.67	1300-1427	8.025-8.5
4.1772&4.17775	37.5-38.25	1435-1626.5	9.0-9.2
4.2072&4.20775	73-74.6	1645.5-1646.5	9.3-9.5
6.215-6.218	74.8-75.2	1660-1710	10.6-12.7
6.26775-6.26825	108-121.94	1718.8-1722.2	13.25-13.4
6.31175-6.31225	123-138	2200-2300	14.47-14.5
8.291-8.294	149.9-150.05	2310-2390	15.35-16.2
8.362-8.366	156.52475-156.52525	2483.5-2500	17.7-21.4
8.37625-8.38675	156.7-156.9	2690-2900	22.01-23.12
8.41425-8.41475	162.0125-167.17	3260-3267	23.6-24.0
12.29-12.293	167.72-173.2	3332-3339	31.2-31.8
12.51975-12.52025	240-285	3345.8-3358	36.43-36.5
12.57675-12.57725	322-335.4	3600-4400	([2])
13.36-13.41			

1Until February 1, 1999, this restricted band shall be 0.490-0.510 MHz

2Above 38.6

(2) FCC 15.209 Limit

FREQUENCY MHz	DISTANCE Meters	FIELD STRENGTHS LIMIT	
		mV/m	dB(mV)/m
0.009 ~ 0.490	300	2400/F(kHz)	67.6-20log(F)
0.490 ~ 1.705	30	24000/F(kHz)	87.6-20log(F)
1.705 ~ 30.0	30	30	29.54
30~88	3	100	40.0
88~216	3	150	43.5
216~960	3	200	46.0
960~1000	3	500	54.0
Above 1000	3	74.0 dB(mV)/m (Peak) 54.0 dB(mV)/m (Average)	

Note:

(1) The emission limits shown in the above table are based on measurements employing a CISPR QP detector except for the frequency bands 9 - 90 kHz, 110 - 490 kHz and above 1000 MHz, radiated emissions limits in these three bands are based on measurements employing an average detector.

(2) At frequencies below 30 MHz, measurement may be performed at a distance closer than that specified, and the limit at closer measurement distance can be extrapolated by below formula:

$$Limit_{3m}(dBuV/m)= Limit_{30m}(dBuV/m) + 40Log(30m/3m)$$

(3) Limit for this EUT

The emissions appearing within 15.205 restricted frequency bands shall not exceed the limits shown in 15.209, all the other emissions shall be at least 20 dB below the fundamental emissions or comply with 15.209 limits.

13.4. Assistant equipment used for test

Assistant equipment	Manufacturer	Model number	Description	other
/	/	/	/	/

13.5. Test procedure

(1) EUT was placed on a non-metallic table, 80 cm above the ground plane inside a semi-anechoic chamber for below 1G and 150 cm above the ground plane inside a fully-anechoic chamber for above 1G.

(2) Test antenna was located 3 m from the EUT on an adjustable mast, and the antenna used as below table.

Test frequency range	Test antenna used	Test antenna distance
9 kHz - 30 MHz	Active Loop antenna	3 m
30 MHz - 1 GHz	Trilog Broadband Antenna	3 m
1 GHz - 18 GHz	Double Ridged Horn Antenna(1 GHz-18 GHz)	3 m

18 GHz - 40 GHz	Horn Antenna(18 GHz-40 GHz)	1 m

According ANSI C63.10:2013 clause 6.4.6 and 6.5.3, for measurements below 30 MHz, Antenna was located 3 m from EUT, the loop antenna was positioned in three antenna orientations (parallel, perpendicular, and round-parallel), for each measurement antenna alignment, the EUT shall be rotated through 0° to 360° on a turntable, and the lowest height of the magnetic antenna shall be 1 m above the ground. For measurement above 30MHz, the trilog Broadband Antenna or Horn Antenna was located 3m from EUT, Measurements were made with the antenna positioned in both the horizontal and vertical planes of Polarization, and the measurement antenna was varied from 1 m to 4 m. in height above the reference ground plane to obtain the maximum signal strength.

(3) Below pre-scan procedure was first performed in order to find prominent frequency spectrum radiated emissions from 9 kHz to 25 GHz:

(a) Scanning the peak frequency spectrum with the antenna specified in step (3), and the EUT was rotated 360 degree, the antenna height was varied from 1 m to 4 m (Except loop antenna, it's fixed 1 m above ground.)

(b) Change work frequency or channel of device if practicable.

(c) Change modulation type of device if practicable.

(d) Change power supply range from 85% to 115% of the rated supply voltage

(e) Rotated EUT though three orthogonal axes to determine the attitude of EUT arrangement produces highest emissions.

Spectrum frequency from 9 kHz to 25 GHz (tenth harmonic of fundamental frequency) was investigated, and no any obvious emission were detected from 18 GHz to 25 GHz, so below final test was performed with frequency range from 9 kHz to 18 GHz.

(4) For final emissions measurements at each frequency of interest, the EUT was rotated and the antenna height was varied between 1 m and 4 m in order to maximize the emission. Measurements in both horizontal and vertical polarities were made and the data was recorded. In order to find the maximum emission, the relative positions of equipment and all of the interface cables were changed according to ANSI C63.10:2013 on Radiated Emission test.

(5) The emissions from 9 kHz to 1 GHz were measured based on CISPR QP detector except for the frequency bands 9 - 90 kHz, 110 - 490 kHz, for emissions from 9 kHz - 90 kHz,110 kHz - 490 kHz and above 1 GHz were measured based on average detector, for emissions above 1 GHz, peak emissions also be measured and need comply with Peak limit.

(6) The emissions from 9 kHz to 1 GHz, QP or average values were measured with EMI receiver with below RBW.

Frequency band	RBW
9 kHz - 150 kHz	200 Hz
150 kHz - 30 MHz	9 kHz
30 MHz - 1 GHz	120 kHz

(7) For emissions above 1GHz, both Peak and Average level were measured with Spectrum Analyzer, and the RBW is set at 1 MHz, VBW is set at 3 MHz for Peak measure; According ANSI C63.10:2013 clause 4.1.4.2.2 procedure for average measure.

(8) For portable device, X axis, Y axis, Z axis are tested, and worse setup is reported.

(9) According exploratory test, the emission levels are 20 dB below the limit detected from 9 kHz to 30 MHz and 18 GHz to 40 GHz, so the final test was performed with frequency range from 30 MHz to 18 GHz and recorded in below.

(10) 30 MHz ~ 40 GHz: (Scan with all mode, the worst case is record and report)

(11) For emissions below 1 GHz, according exploratory explorer test, when change Tx mode and channel, have no distinct influence on emissions level, so for emissions below 1 GHz, the final test was only performed with the worst mode.

13.6. Test result

PASS. (See below detailed test result)

13.7. Test data

TR-4-E-009 Radiated Emission Test Result

Test Date:	2024-07-17	**Tested By**:	GenLiu
EUT:	4K OTT BOX	**Model Number**:	DV9187
Test Mode:	5GWIFI TX mode	**Power Supply**:	AC 120V/60Hz
Condition:	Temp:24.5°C;Humi:47.4%	**Test Site**:	DDT 3# Chamber
File Path:	d:\ts\2024 report data\Q24062520-1E\FCC BELOW 1G\20240717-065232_H		
Memo:	Sample Number:S24052520-001 Power Setting:NA		

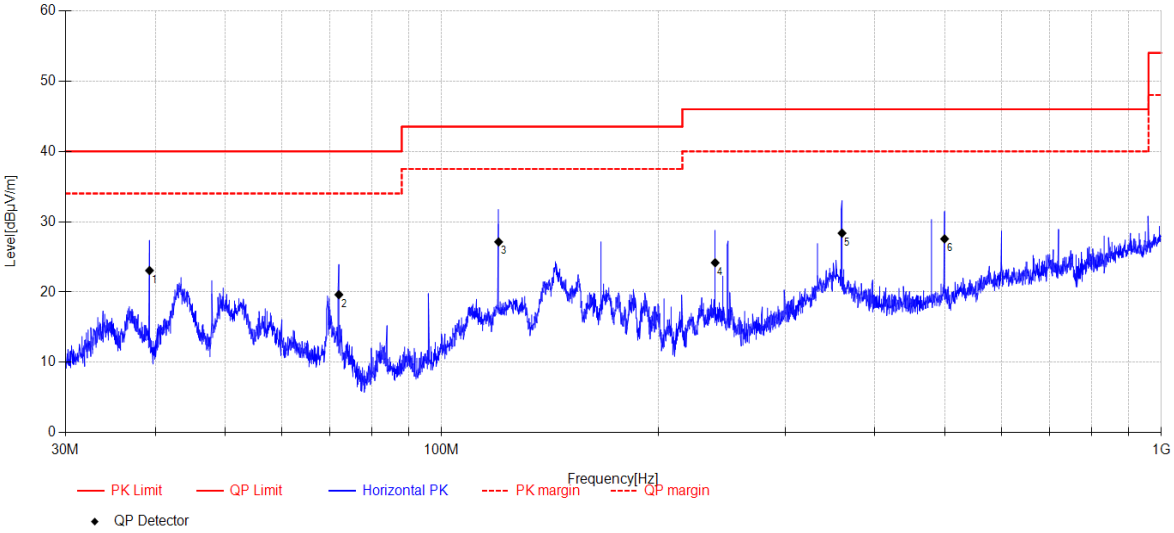

Data List										
NO.	**Freq. [MHz]**	**Reading [dBµV/m]**	**Antenna Factor [dB]**	**Cable Loss [dB]**	**AMP [dB]**	**Result [dBµV/m]**	**Limit [dBµV/m]**	**Margin [dB]**	**Detector**	**Polarity**
1	39.269	38.47	11.63	3.82	-30.86	23.06	40.00	16.94	QP	Horizontal
2	71.971	36.55	9.60	4.03	-30.55	19.63	40.00	20.37	QP	Horizontal
3	119.991	43.64	10.00	4.33	-30.84	27.13	43.50	16.37	QP	Horizontal
4	239.888	37.92	11.79	4.94	-30.48	24.17	46.00	21.83	QP	Horizontal
5	360.016	38.19	14.90	5.46	-30.18	28.37	46.00	17.63	QP	Horizontal
6	499.844	34.38	17.08	6.00	-29.90	27.56	46.00	18.44	QP	Horizontal

Note:
1. Result Level = Reading + Cable loss + Antenna Factor + AMP
2. If Peak Result complies with QP limit, QP Result is deemed to comply with QP limit.
3. Test setup: RBW: 120 kHz, VBW: 300 kHz, Sweep time: auto.

TR-4-E-009 Radiated Emission Test Result

Test Date:	2024-07-17	**Tested By**:	GenLiu
EUT:	4K OTT BOX	**Model Number**:	DV9187
Test Mode:	5GWIFI TX mode	**Power Supply**:	AC 120V/60Hz
Condition:	Temp:24.5°C;Humi:47.4%	**Test Site**:	DDT 3# Chamber
File Path:	d:\ts\2024 report data\Q24062520-1E\FCC BELOW 1G\20240717-065316_V		
Memo:	Sample Number:S24052520-001 Power Setting:NA		

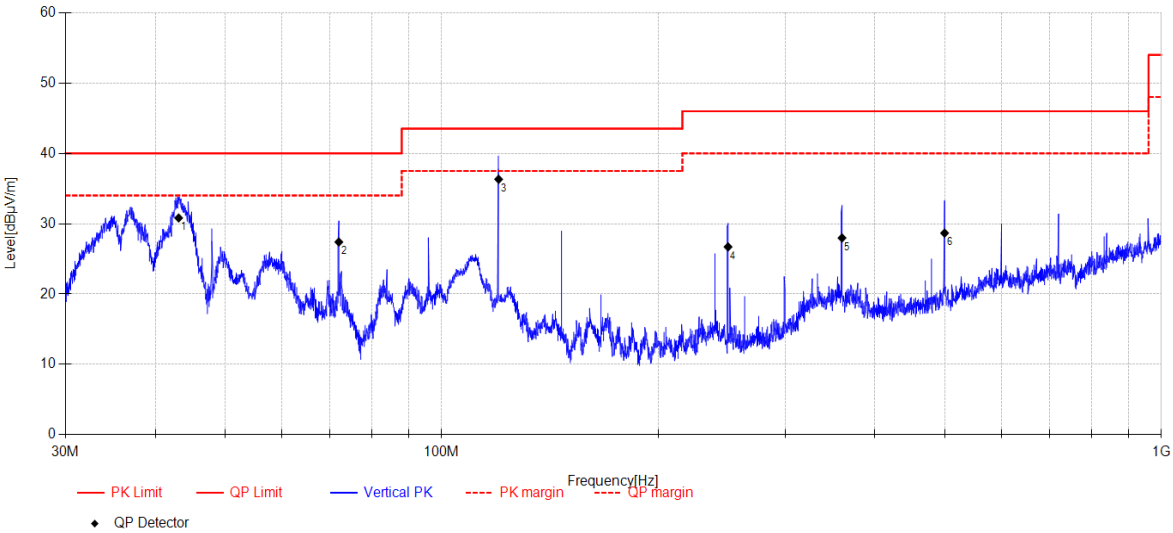

Data List										
NO.	**Freq. [MHz]**	**Reading [dBµV/m]**	**Antenna Factor [dB]**	**Cable Loss [dB]**	**AMP [dB]**	**Result [dBµV/m]**	**Limit [dBµV/m]**	**Margin [dB]**	**Detector**	**Polarity**
1	43.108	44.96	12.82	3.84	-30.80	30.82	40.00	9.18	QP	Vertical
2	71.971	44.32	9.60	4.03	-30.55	27.40	40.00	12.60	QP	Vertical
3	119.991	52.83	10.00	4.33	-30.84	36.32	43.50	7.18	QP	Vertical
4	250.020	40.47	11.70	4.99	-30.45	26.71	46.00	19.29	QP	Vertical
5	360.016	37.8	14.90	5.46	-30.18	27.98	46.00	18.02	QP	Vertical
6	499.844	35.49	17.08	6.00	-29.90	28.67	46.00	17.33	QP	Vertical

Note:
1. Result Level = Reading + Cable loss + Antenna Factor + AMP
2. If Peak Result complies with QP limit, QP Result is deemed to comply with QP limit.
3. Test setup: RBW: 120 kHz, VBW: 300 kHz, Sweep time: auto.

TR-4-E-009 Radiated Emission Test Result

Test Date:	2024-07-16	**Tested By**:	GenLiu
EUT:	4K OTT BOX	**Model Number**:	DV9187
Test Mode:	11AC20 TX 5180MHz	**Power Supply**:	AC 120V/60Hz
Condition:	Temp:24.5°C;Humi:47.4%	**Test Site**:	DDT 3# Chamber
File Path:	d:\ts\2024 report data\Q24062520-1E\FCC ABOVE1G 5GWIFI\1		
Memo:	Sample Number:S24052520-001 Power Setting:NA		

Test Graph

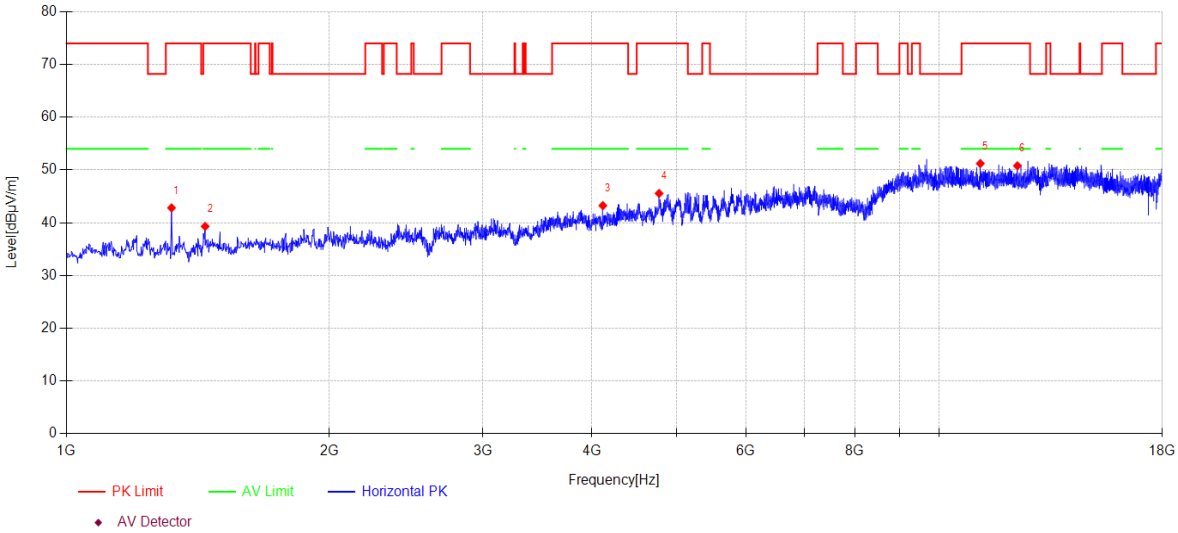

Data List										
NO.	**Freq. [MHz]**	**Reading [dBµV/m]**	**Antenna Factor [dB]**	**Cable loss [dB]**	**AMP [dB]**	**Level [dBµV/m]**	**Limit [dBµV/m]**	**Margin [dB]**	**Detector**	**Polarity**
1	1319.600	51.91	24.68	3.15	-36.92	42.82	74.00	31.18	PK	Horizontal
2	1442.000	47.68	25.27	3.29	-36.94	39.30	74.00	34.70	PK	Horizontal
3	4116.100	47.07	31.13	5.45	-40.41	43.24	74.00	30.76	PK	Horizontal
4	4774.000	47.08	32.40	6.23	-40.16	45.55	74.00	28.45	PK	Horizontal
5	11137.100	42.61	39.26	8.50	-39.15	51.22	74.00	22.78	PK	Horizontal
6	12281.200	42.01	39.30	9.15	-39.67	50.79	74.00	23.21	PK	Horizontal

Note:
1. Level = Reading + Cable loss + Antenna Factor + AMP
2. If Peak Result complies with AV limit, AV Result is deemed to comply with AV limit.
3. Test setup: RBW: 1 MHz, VBW: 3 MHz, Sweep time: auto.

TR-4-E-009 Radiated Emission Test Result

Test Date:	2024-07-16	**Tested By**:	GenLiu
EUT:	4K OTT BOX	**Model Number**:	DV9187
Test Mode:	11AC20 TX 5180MHz	**Power Supply**:	AC 120V/60Hz
Condition:	Temp:24.5°C;Humi:47.4%	**Test Site**:	DDT 3# Chamber
File Path:	d:\ts\2024 report data\Q24062520-1E\FCC ABOVE1G 5GWIFI\2		
Memo:	Sample Number:S24052520-001 Power Setting:NA		

Test Graph

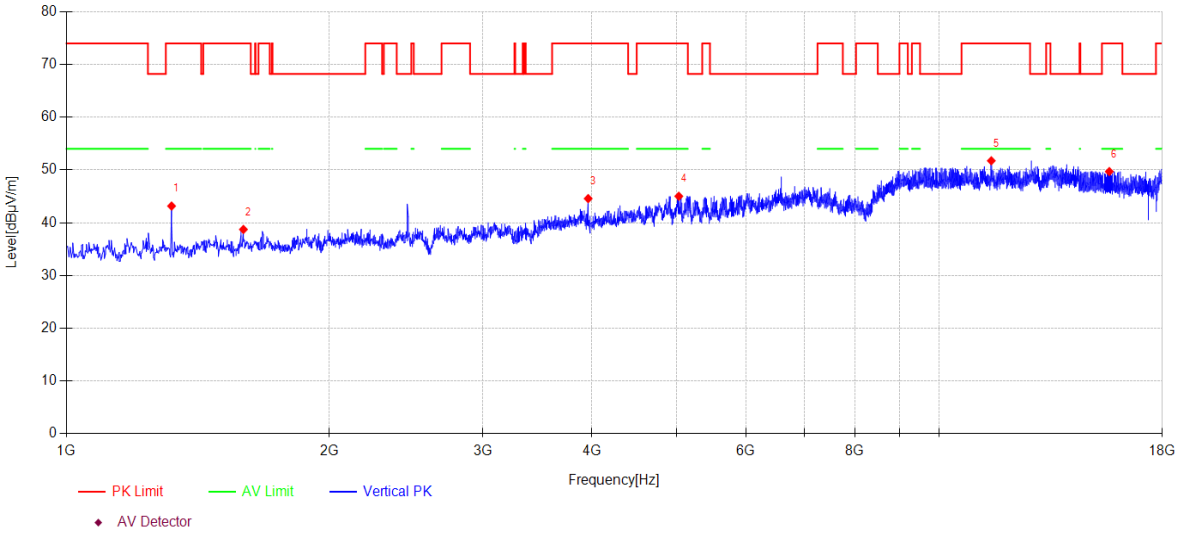

Data List

NO.	Freq. [MHz]	Reading [dBµV/m]	Antenna Factor [dB]	Cable loss [dB]	AMP [dB]	Level [dBµV/m]	Limit [dBµV/m]	Margin [dB]	Detector	Polarity
1	1319.600	52.25	24.68	3.15	-36.92	43.16	74.00	30.84	PK	Vertical
2	1595.000	46.71	25.52	3.46	-36.96	38.73	74.00	35.27	PK	Vertical
3	3959.700	48.65	31.06	5.30	-40.43	44.58	74.00	29.42	PK	Vertical
4	5029.000	45.33	33.26	6.51	-40.08	45.02	74.00	28.98	PK	Vertical
5	11465.200	43.12	39.23	8.70	-39.31	51.74	74.00	22.26	PK	Vertical
6	15650.600	40.22	38.55	10.08	-39.15	49.70	74.00	24.30	PK	Vertical

Note:
1. Level = Reading + Cable loss + Antenna Factor + AMP
2. If Peak Result complies with AV limit, AV Result is deemed to comply with AV limit.
3. Test setup: RBW: 1 MHz, VBW: 3 MHz, Sweep time: auto.

TR-4-E-009 Radiated Emission Test Result

Test Date:	2024-07-16	**Tested By**:	GenLiu
EUT:	4K OTT BOX	**Model Number**:	DV9187
Test Mode:	11AC20 TX 5200MHz	**Power Supply**:	AC 120V/60Hz
Condition:	Temp:24.5°C;Humi:47.4%	**Test Site**:	DDT 3# Chamber
File Path:	d:\ts\2024 report data\Q24062520-1E\FCC ABOVE1G 5GWIFI\3		
Memo:	Sample Number:S24052520-001 Power Setting:NA		

Test Graph

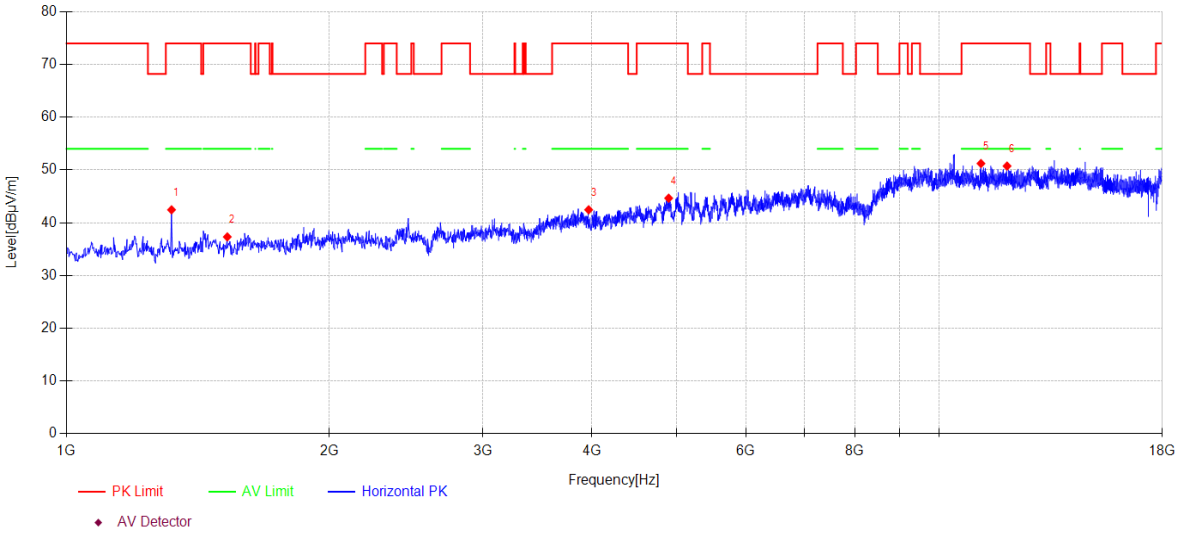

Data List

NO.	Freq. [MHz]	Reading [dBµV/m]	Antenna Factor [dB]	Cable loss [dB]	AMP [dB]	Level [dBµV/m]	Limit [dBµV/m]	Margin [dB]	Detector	Polarity
1	1319.600	51.54	24.68	3.15	-36.92	42.45	74.00	31.55	PK	Horizontal
2	1528.700	45.78	25.10	3.39	-36.95	37.32	74.00	36.68	PK	Horizontal
3	3964.800	46.54	31.04	5.30	-40.43	42.45	74.00	31.55	PK	Horizontal
4	4896.400	45.33	33.06	6.38	-40.12	44.65	74.00	29.35	PK	Horizontal
5	11157.500	42.63	39.24	8.51	-39.16	51.22	74.00	22.78	PK	Horizontal
6	11951.400	42.24	39.05	8.99	-39.54	50.74	74.00	23.26	PK	Horizontal

Note:
1. Level = Reading + Cable loss + Antenna Factor + AMP
2. If Peak Result complies with AV limit, AV Result is deemed to comply with AV limit.
3. Test setup: RBW: 1 MHz, VBW: 3 MHz, Sweep time: auto.

TR-4-E-009 Radiated Emission Test Result

Test Date:	2024-07-16	**Tested By**:	GenLiu
EUT:	4K OTT BOX	**Model Number**:	DV9187
Test Mode:	11AC20 TX 5200MHz	**Power Supply**:	AC 120V/60Hz
Condition:	Temp:24.5°C;Humi:47.4%	**Test Site**:	DDT 3# Chamber
File Path:	d:\ts\2024 report data\Q24062520-1E\FCC ABOVE1G 5GWIFI\4		
Memo:	Sample Number:S24052520-001 Power Setting:NA		

Test Graph

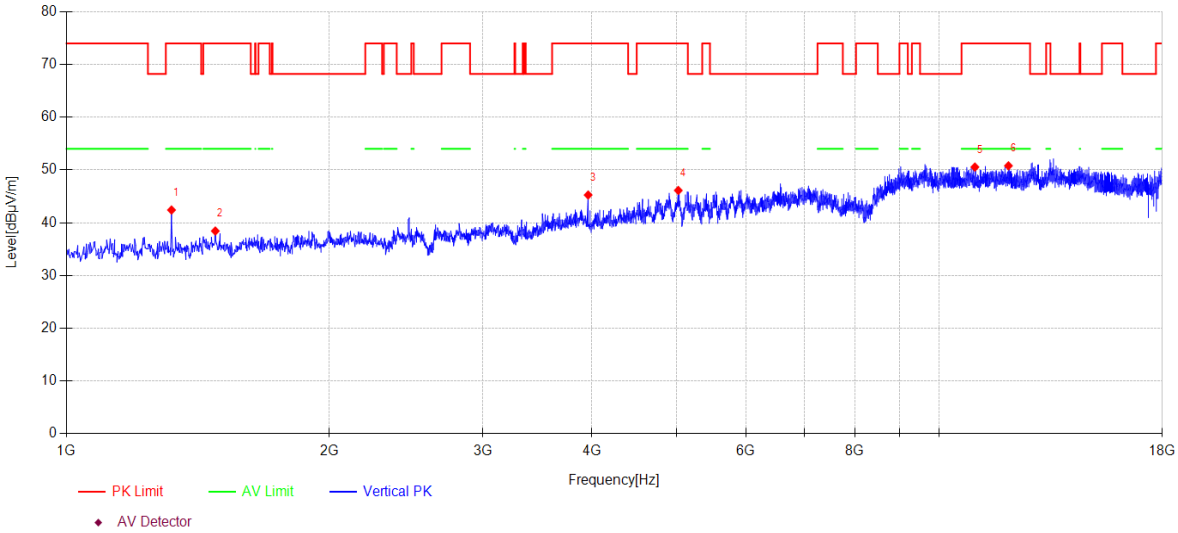

Data List

NO.	Freq. [MHz]	Reading [dBµV/m]	Antenna Factor [dB]	Cable loss [dB]	AMP [dB]	Level [dBµV/m]	Limit [dBµV/m]	Margin [dB]	Detector	Polarity
1	1319.600	51.50	24.68	3.15	-36.92	42.41	74.00	31.59	PK	Vertical
2	1481.100	46.62	25.42	3.33	-36.94	38.43	74.00	35.57	PK	Vertical
3	3959.700	49.33	31.06	5.30	-40.43	45.26	74.00	28.74	PK	Vertical
4	5022.200	46.45	33.24	6.51	-40.08	46.12	74.00	27.88	PK	Vertical
5	10980.700	41.92	39.30	8.41	-39.08	50.55	74.00	23.45	PK	Vertical
6	11995.600	42.14	39.19	9.02	-39.56	50.79	74.00	23.21	PK	Vertical

Note:
1. Level = Reading + Cable loss + Antenna Factor + AMP
2. If Peak Result complies with AV limit, AV Result is deemed to comply with AV limit.
3. Test setup: RBW: 1 MHz, VBW: 3 MHz, Sweep time: auto.

TR-4-E-009 Radiated Emission Test Result

Test Date:	2024-07-16	**Tested By**:	GenLiu
EUT:	4K OTT BOX	**Model Number**:	DV9187
Test Mode:	11AC20 TX 5240MHz	**Power Supply**:	AC 120V/60Hz
Condition:	Temp:24.5°C;Humi:47.4%	**Test Site**:	DDT 3# Chamber
File Path:	d:\ts\2024 report data\Q24062520-1E\FCC ABOVE1G 5GWIFI\5		
Memo:	Sample Number:S24052520-001 Power Setting:NA		

Test Graph

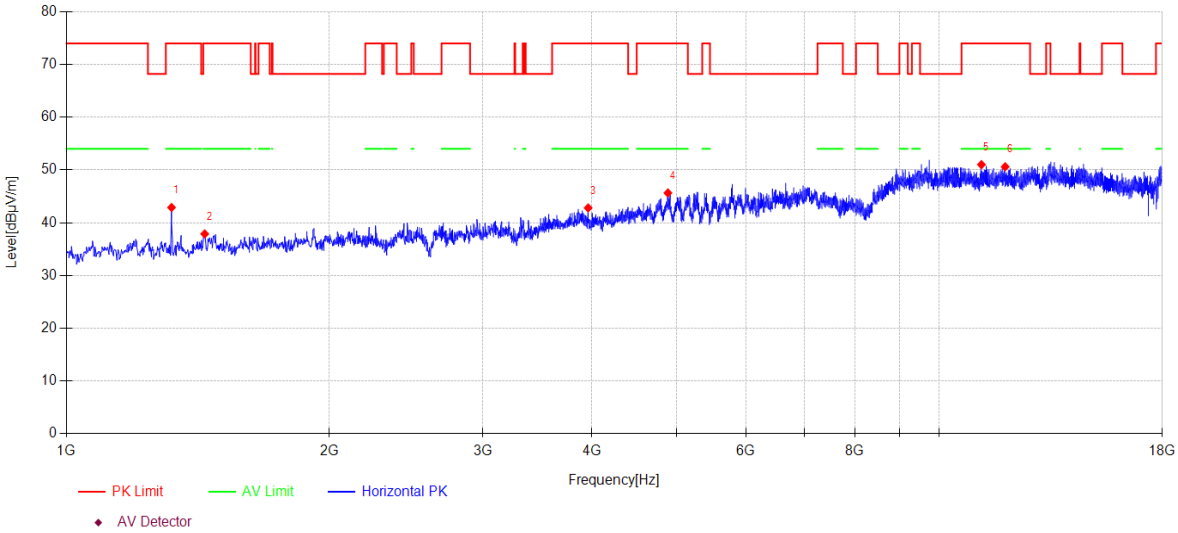

Data List

NO.	Freq. [MHz]	Reading [dBµV/m]	Antenna Factor [dB]	Cable loss [dB]	AMP [dB]	Level [dBµV/m]	Limit [dBµV/m]	Margin [dB]	Detector	Polarity
1	1319.600	51.98	24.68	3.15	-36.92	42.89	74.00	31.11	PK	Horizontal
2	1440.300	46.27	25.26	3.29	-36.94	37.88	74.00	36.12	PK	Horizontal
3	3959.700	46.88	31.06	5.30	-40.43	42.81	74.00	31.19	PK	Horizontal
4	4886.200	46.19	33.22	6.36	-40.12	45.65	74.00	28.35	PK	Horizontal
5	11171.100	42.44	39.23	8.52	-39.17	51.02	74.00	22.98	PK	Horizontal
6	11891.900	42.26	38.90	8.96	-39.51	50.61	74.00	23.39	PK	Horizontal

Note:
1. Level = Reading + Cable loss + Antenna Factor + AMP
2. If Peak Result complies with AV limit, AV Result is deemed to comply with AV limit.
3. Test setup: RBW: 1 MHz, VBW: 3 MHz, Sweep time: auto.

TR-4-E-009 Radiated Emission Test Result

Test Date:	2024-07-16	**Tested By**:	GenLiu
EUT:	4K OTT BOX	**Model Number**:	DV9187
Test Mode:	11AC20 TX 5240MHz	**Power Supply**:	AC 120V/60Hz
Condition:	Temp:24.5°C;Humi:47.4%	**Test Site**:	DDT 3# Chamber
File Path:	d:\ts\2024 report data\Q24062520-1E\FCC ABOVE1G 5GWIFI\6		
Memo:	Sample Number:S24052520-001 Power Setting:NA		

Test Graph

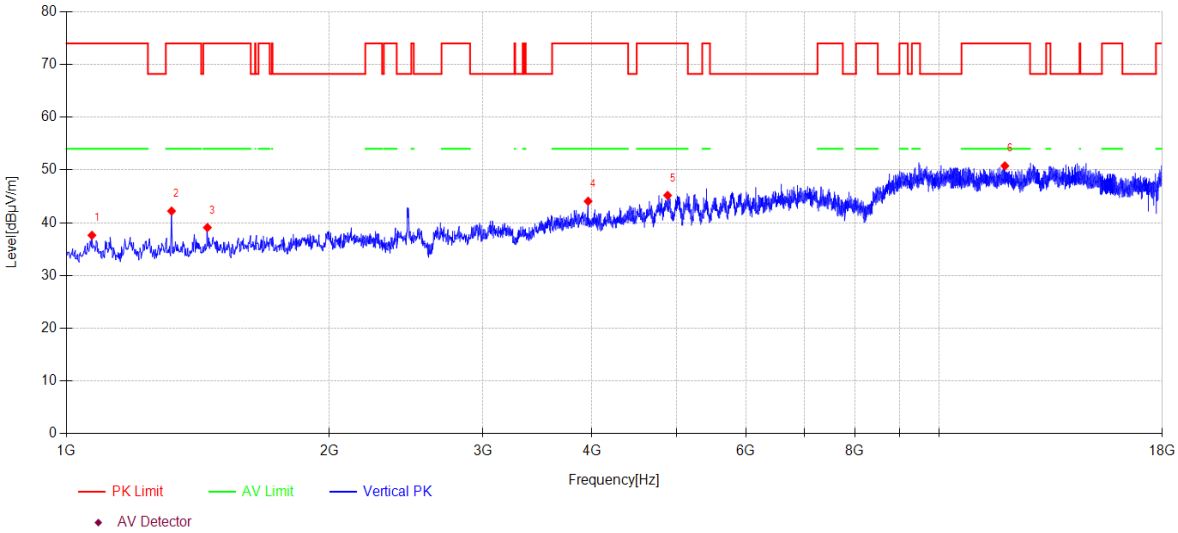

Data List

NO.	Freq. [MHz]	Reading [dBµV/m]	Antenna Factor [dB]	Cable loss [dB]	AMP [dB]	Level [dBµV/m]	Limit [dBµV/m]	Margin [dB]	Detector	Polarity
1	1069.700	47.20	24.44	2.87	-36.89	37.62	74.00	36.38	PK	Vertical
2	1319.600	51.30	24.68	3.15	-36.92	42.21	74.00	31.79	PK	Vertical
3	1450.500	47.43	25.30	3.30	-36.94	39.09	74.00	34.91	PK	Vertical
4	3959.700	48.15	31.06	5.30	-40.43	44.08	74.00	29.92	PK	Vertical
5	4882.800	45.66	33.28	6.36	-40.12	45.18	74.00	28.82	PK	Vertical
6	11883.400	42.44	38.90	8.95	-39.51	50.78	74.00	23.22	PK	Vertical

Note:
1. Level = Reading + Cable loss + Antenna Factor + AMP
2. If Peak Result complies with AV limit, AV Result is deemed to comply with AV limit.
3. Test setup: RBW: 1 MHz, VBW: 3 MHz, Sweep time: auto.

TR-4-E-009 Radiated Emission Test Result

Test Date:	2024-07-16	**Tested By**:	GenLiu
EUT:	4K OTT BOX	**Model Number**:	DV9187
Test Mode:	11AC20 TX 5260MHz	**Power Supply**:	AC 120V/60Hz
Condition:	Temp:24.5°C;Humi:47.4%	**Test Site**:	DDT 3# Chamber
File Path:	d:\ts\2024 report data\Q24062520-1E\FCC ABOVE1G 5GWIFI\7		
Memo:	Sample Number:S24052520-001 Power Setting:NA		

Test Graph

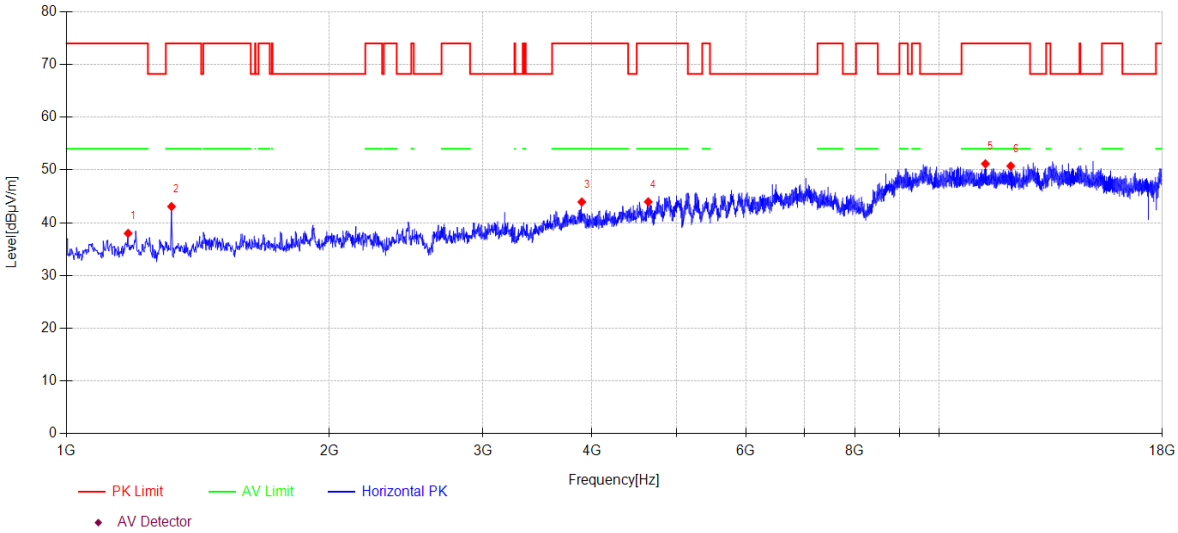

Data List										
NO.	**Freq. [MHz]**	**Reading [dBµV/m]**	**Antenna Factor [dB]**	**Cable loss [dB]**	**AMP [dB]**	**Level [dBµV/m]**	**Limit [dBµV/m]**	**Margin [dB]**	**Detector**	**Polarity**
1	1176.800	47.05	24.85	2.99	-36.90	37.99	74.00	36.01	PK	Horizontal
2	1319.600	52.16	24.68	3.15	-36.92	43.07	74.00	30.93	PK	Horizontal
3	3893.400	47.88	31.16	5.28	-40.38	43.94	74.00	30.06	PK	Horizontal
4	4639.700	46.13	31.98	6.07	-40.21	43.97	74.00	30.03	PK	Horizontal
5	11288.400	42.60	39.20	8.59	-39.23	51.16	74.00	22.84	PK	Horizontal
6	12068.700	42.03	39.27	9.05	-39.59	50.76	74.00	23.24	PK	Horizontal

Note:
1. Level = Reading + Cable loss + Antenna Factor + AMP
2. If Peak Result complies with AV limit, AV Result is deemed to comply with AV limit.
3. Test setup: RBW: 1 MHz, VBW: 3 MHz, Sweep time: auto.

TR-4-E-009 Radiated Emission Test Result

Test Date:	2024-07-16	**Tested By**:	GenLiu
EUT:	4K OTT BOX	**Model Number**:	DV9187
Test Mode:	11AC20 TX 5260MHz	**Power Supply**:	AC 120V/60Hz
Condition:	Temp:24.5°C;Humi:47.4%	**Test Site**:	DDT 3# Chamber
File Path:	d:\ts\2024 report data\Q24062520-1E\FCC ABOVE1G 5GWIFI\8		
Memo:	Sample Number:S24052520-001 Power Setting:NA		

Test Graph

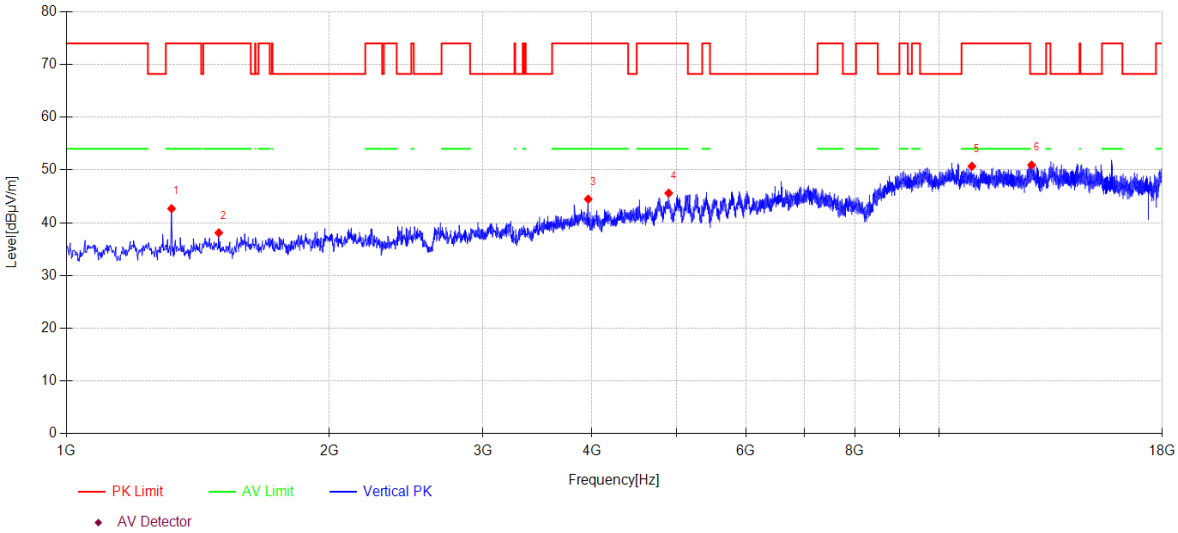

Data List

NO.	Freq. [MHz]	Reading [dBµV/m]	Antenna Factor [dB]	Cable loss [dB]	AMP [dB]	Level [dBµV/m]	Limit [dBµV/m]	Margin [dB]	Detector	Polarity
1	1319.600	51.76	24.68	3.15	-36.92	42.67	74.00	31.33	PK	Vertical
2	1494.700	46.20	25.48	3.35	-36.94	38.09	74.00	35.91	PK	Vertical
3	3959.700	48.54	31.06	5.30	-40.43	44.47	74.00	29.53	PK	Vertical
4	4896.400	46.29	33.06	6.38	-40.12	45.61	74.00	28.39	PK	Vertical
5	10892.300	42.05	39.31	8.39	-39.05	50.70	74.00	23.30	PK	Vertical
6	12750.400	41.71	39.70	9.37	-39.85	50.93	68.20	17.27	PK	Vertical

Note:
1. Level = Reading + Cable loss + Antenna Factor + AMP
2. If Peak Result complies with AV limit, AV Result is deemed to comply with AV limit.
3. Test setup: RBW: 1 MHz, VBW: 3 MHz, Sweep time: auto.

TR-4-E-009 Radiated Emission Test Result

Test Date:	2024-07-16	**Tested By**:	GenLiu
EUT:	4K OTT BOX	**Model Number**:	DV9187
Test Mode:	11AC20 TX 5280MHz	**Power Supply**:	AC 120V/60Hz
Condition:	Temp:24.5°C;Humi:47.4%	**Test Site**:	DDT 3# Chamber
File Path:	d:\ts\2024 report data\Q24062520-1E\FCC ABOVE1G 5GWIFI\9		
Memo:	Sample Number:S24052520-001 Power Setting:NA		

Test Graph

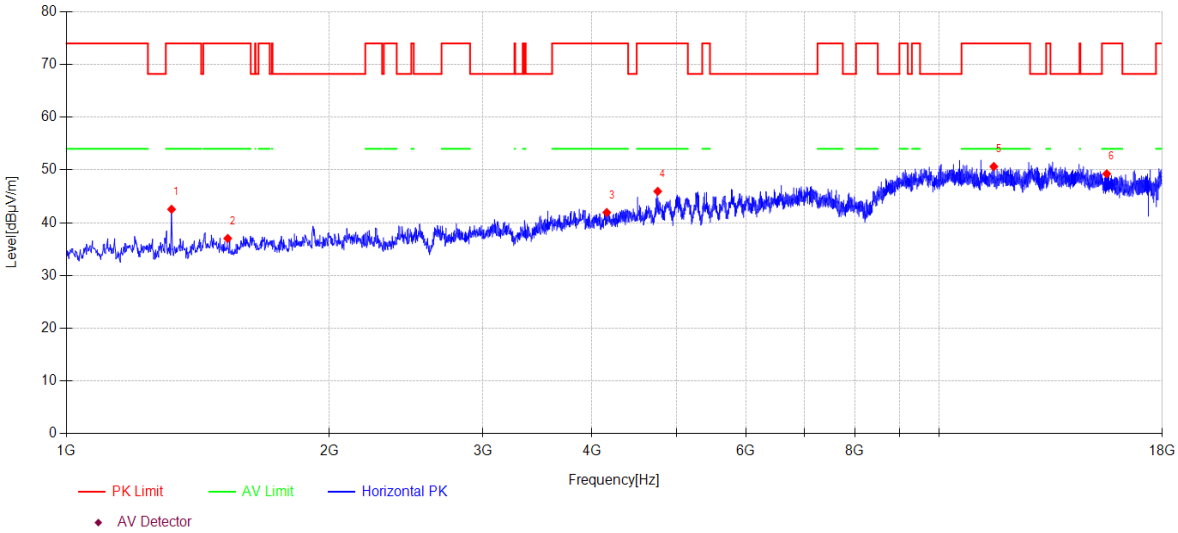

Data List

NO.	Freq. [MHz]	Reading [dBµV/m]	Antenna Factor [dB]	Cable loss [dB]	AMP [dB]	Level [dBµV/m]	Limit [dBµV/m]	Margin [dB]	Detector	Polarity
1	1319.600	51.63	24.68	3.15	-36.92	42.54	74.00	31.46	PK	Horizontal
2	1530.400	45.51	25.07	3.39	-36.95	37.02	74.00	36.98	PK	Horizontal
3	4158.600	45.63	31.20	5.50	-40.39	41.94	74.00	32.06	PK	Horizontal
4	4757.000	47.58	32.33	6.21	-40.17	45.95	74.00	28.05	PK	Horizontal
5	11541.700	42.12	39.12	8.75	-39.34	50.65	74.00	23.35	PK	Horizontal
6	15543.500	39.61	38.71	10.03	-39.09	49.26	74.00	24.74	PK	Horizontal

Note:
1. Level = Reading + Cable loss + Antenna Factor + AMP
2. If Peak Result complies with AV limit, AV Result is deemed to comply with AV limit.
3. Test setup: RBW: 1 MHz, VBW: 3 MHz, Sweep time: auto.

TR-4-E-009 Radiated Emission Test Result

Test Date:	2024-07-16	**Tested By**:	GenLiu
EUT:	4K OTT BOX	**Model Number**:	DV9187
Test Mode:	11AC20 TX 5280MHz	**Power Supply**:	AC 120V/60Hz
Condition:	Temp:24.5°C;Humi:47.4%	**Test Site**:	DDT 3# Chamber
File Path:	d:\ts\2024 report data\Q24062520-1E\FCC ABOVE1G 5GWIFI\10		
Memo:	Sample Number:S24052520-001 Power Setting:NA		

Test Graph

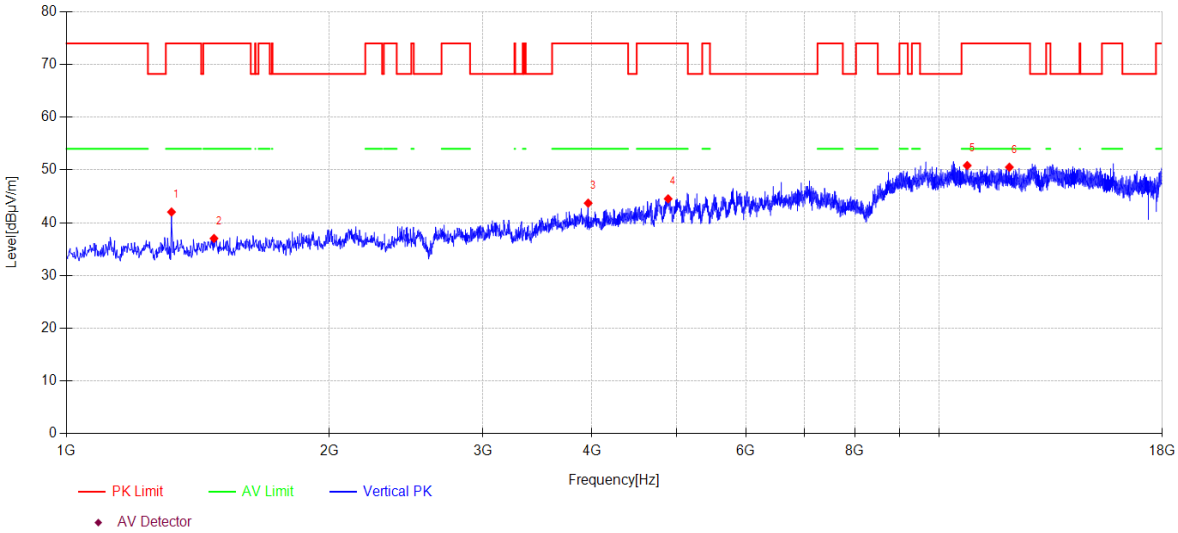

Data List

NO.	Freq. [MHz]	Reading [dBµV/m]	Antenna Factor [dB]	Cable loss [dB]	AMP [dB]	Level [dBµV/m]	Limit [dBµV/m]	Margin [dB]	Detector	Polarity
1	1319.600	51.12	24.68	3.15	-36.92	42.03	74.00	31.97	PK	Vertical
2	1476.000	45.23	25.40	3.33	-36.94	37.02	74.00	36.98	PK	Vertical
3	3959.700	47.78	31.06	5.30	-40.43	43.71	74.00	30.29	PK	Vertical
4	4889.600	45.11	33.17	6.37	-40.12	44.53	74.00	29.47	PK	Vertical
5	10759.700	42.10	39.40	8.34	-39.00	50.84	74.00	23.16	PK	Vertical
6	12026.200	41.83	39.23	9.03	-39.57	50.52	74.00	23.48	PK	Vertical

Note:
1. Level = Reading + Cable loss + Antenna Factor + AMP
2. If Peak Result complies with AV limit, AV Result is deemed to comply with AV limit.
3. Test setup: RBW: 1 MHz, VBW: 3 MHz, Sweep time: auto.

TR-4-E-009 Radiated Emission Test Result

Test Date:	2024-07-16	**Tested By**:	GenLiu
EUT:	4K OTT BOX	**Model Number**:	DV9187
Test Mode:	11AC20 TX 5320MHz	**Power Supply**:	AC 120V/60Hz
Condition:	Temp:24.5°C;Humi:47.4%	**Test Site**:	DDT 3# Chamber
File Path:	d:\ts\2024 report data\Q24062520-1E\FCC ABOVE1G 5GWIFI\11		
Memo:	Sample Number:S24052520-001 Power Setting:NA		

Test Graph

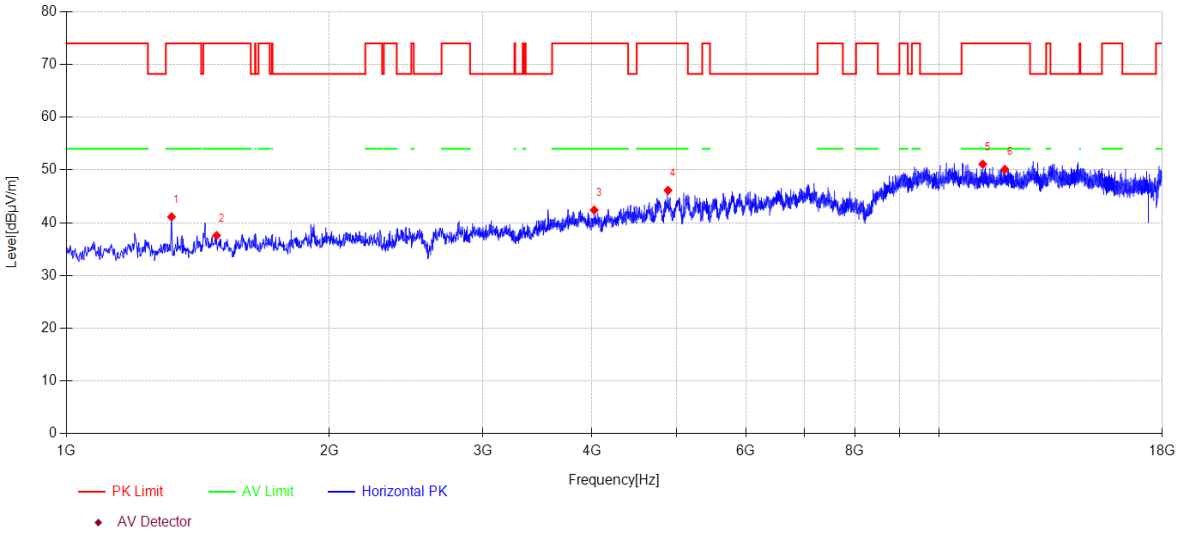

Data List

NO.	Freq. [MHz]	Reading [dBµV/m]	Antenna Factor [dB]	Cable loss [dB]	AMP [dB]	Level [dBµV/m]	Limit [dBµV/m]	Margin [dB]	Detector	Polarity
1	1319.600	50.21	24.68	3.15	-36.92	41.12	74.00	32.88	PK	Horizontal
2	1486.200	45.74	25.44	3.34	-36.94	37.58	74.00	36.42	PK	Horizontal
3	4022.600	46.55	30.95	5.34	-40.44	42.40	74.00	31.60	PK	Horizontal
4	4887.900	46.69	33.19	6.37	-40.12	46.13	74.00	27.87	PK	Horizontal
5	11210.200	42.53	39.20	8.55	-39.19	51.09	74.00	22.91	PK	Horizontal
6	11880.000	41.76	38.90	8.95	-39.50	50.11	74.00	23.89	PK	Horizontal

Note:
1. Level = Reading + Cable loss + Antenna Factor + AMP
2. If Peak Result complies with AV limit, AV Result is deemed to comply with AV limit.
3. Test setup: RBW: 1 MHz, VBW: 3 MHz, Sweep time: auto.

TR-4-E-009 Radiated Emission Test Result

Test Date:	2024-07-16	**Tested By**:	GenLiu
EUT:	4K OTT BOX	**Model Number**:	DV9187
Test Mode:	11AC20 TX 5320MHz	**Power Supply**:	AC 120V/60Hz
Condition:	Temp:24.5°C;Humi:47.4%	**Test Site**:	DDT 3# Chamber
File Path:	d:\ts\2024 report data\Q24062520-1E\FCC ABOVE1G 5GWIFI\12		
Memo:	Sample Number:S24052520-001 Power Setting:NA		

Test Graph

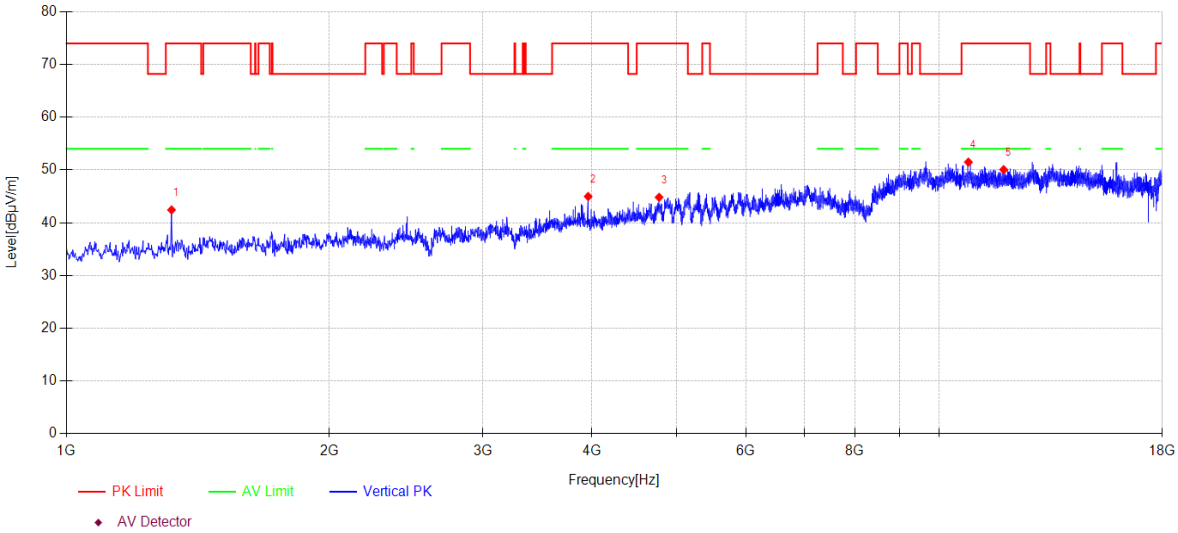

Data List

NO.	Freq. [MHz]	Reading [dBµV/m]	Antenna Factor [dB]	Cable loss [dB]	AMP [dB]	Level [dBµV/m]	Limit [dBµV/m]	Margin [dB]	Detector	Polarity
1	1319.600	51.52	24.68	3.15	-36.92	42.43	74.00	31.57	PK	Vertical
2	3959.700	49.04	31.06	5.30	-40.43	44.97	74.00	29.03	PK	Vertical
3	4774.000	46.35	32.40	6.23	-40.16	44.82	74.00	29.18	PK	Vertical
4	10793.700	42.75	39.40	8.35	-39.01	51.49	74.00	22.51	PK	Vertical
5	11844.300	41.73	38.90	8.93	-39.49	50.07	74.00	23.93	PK	Vertical

Note:
1. Level = Reading + Cable loss + Antenna Factor + AMP
2. If Peak Result complies with AV limit, AV Result is deemed to comply with AV limit.
3. Test setup: RBW: 1 MHz, VBW: 3 MHz, Sweep time: auto.

TR-4-E-009 Radiated Emission Test Result

Test Date:	2024-07-16	**Tested By**:	GenLiu
EUT:	4K OTT BOX	**Model Number**:	DV9187
Test Mode:	11AC20 TX 5500MHz	**Power Supply**:	AC 120V/60Hz
Condition:	Temp:24.5°C;Humi:47.4%	**Test Site**:	DDT 3# Chamber
File Path:	d:\ts\2024 report data\Q24062520-1E\FCC ABOVE1G 5GWIFI\13		
Memo:	Sample Number:S24052520-001 Power Setting:NA		

Test Graph

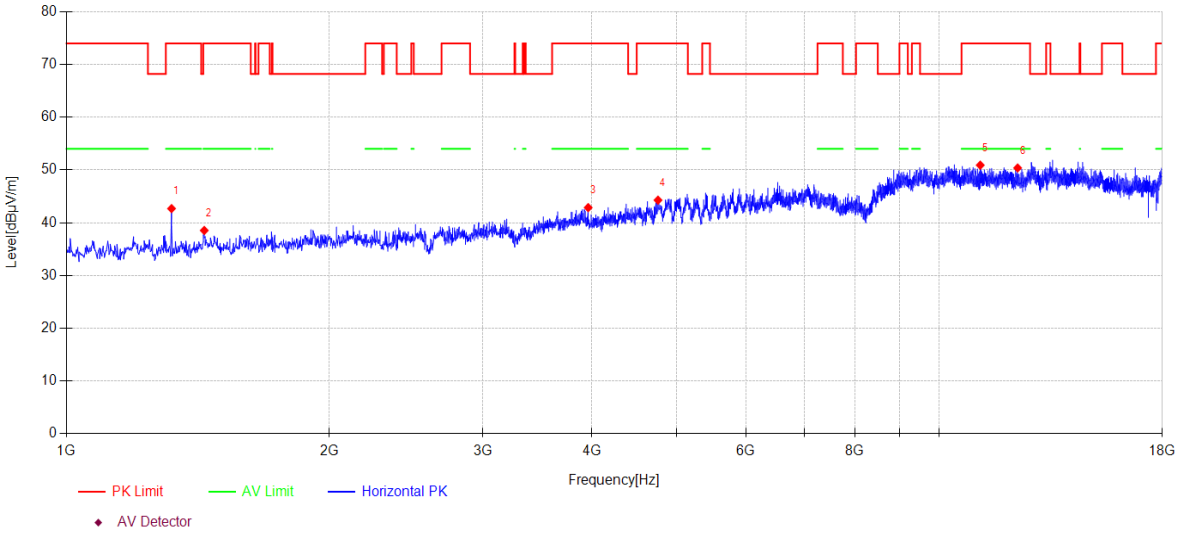

Data List

NO.	Freq. [MHz]	Reading [dBµV/m]	Antenna Factor [dB]	Cable loss [dB]	AMP [dB]	Level [dBµV/m]	Limit [dBµV/m]	Margin [dB]	Detector	Polarity
1	1319.600	51.77	24.68	3.15	-36.92	42.68	74.00	31.32	PK	Horizontal
2	1438.600	46.94	25.25	3.29	-36.94	38.54	74.00	35.46	PK	Horizontal
3	3959.700	46.93	31.06	5.30	-40.43	42.86	74.00	31.14	PK	Horizontal
4	4760.400	45.90	32.34	6.21	-40.17	44.28	74.00	29.72	PK	Horizontal
5	11137.100	42.30	39.26	8.50	-39.15	50.91	74.00	23.09	PK	Horizontal
6	12289.700	41.60	39.30	9.15	-39.67	50.38	74.00	23.62	PK	Horizontal

Note:
1. Level = Reading + Cable loss + Antenna Factor + AMP
2. If Peak Result complies with AV limit, AV Result is deemed to comply with AV limit.
3. Test setup: RBW: 1 MHz, VBW: 3 MHz, Sweep time: auto.

TR-4-E-009 Radiated Emission Test Result

Test Date:	2024-07-16	**Tested By**:	GenLiu
EUT:	4K OTT BOX	**Model Number**:	DV9187
Test Mode:	11AC20 TX 5500MHz	**Power Supply**:	AC 120V/60Hz
Condition:	Temp:24.5°C;Humi:47.4%	**Test Site**:	DDT 3# Chamber
File Path:	d:\ts\2024 report data\Q24062520-1E\FCC ABOVE1G 5GWIFI\14		
Memo:	Sample Number:S24052520-001 Power Setting:NA		

Test Graph

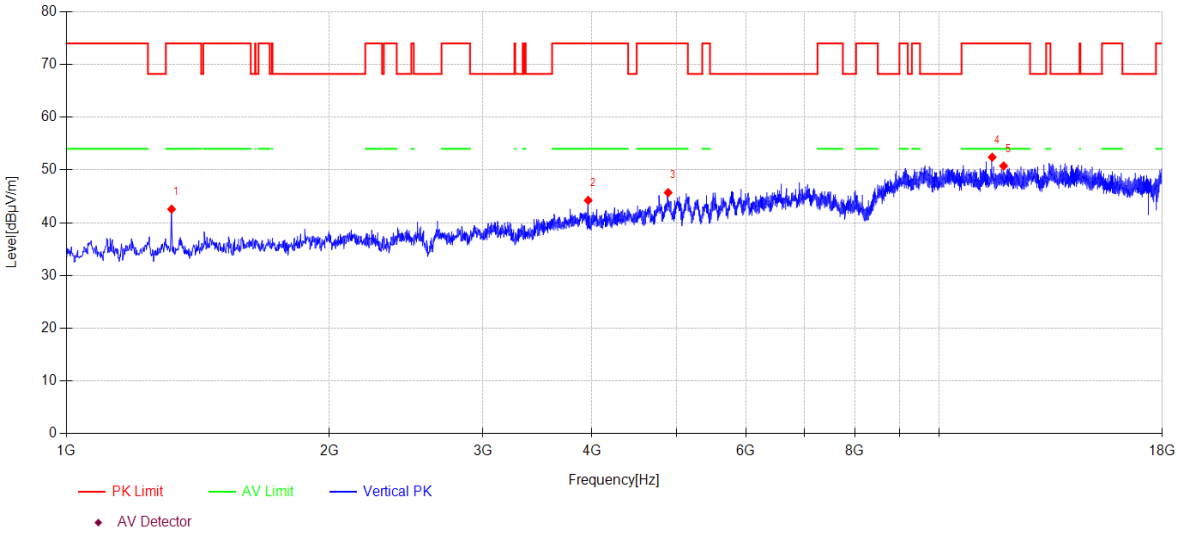

Data List

NO.	Freq. [MHz]	Reading [dBµV/m]	Antenna Factor [dB]	Cable loss [dB]	AMP [dB]	Level [dBµV/m]	Limit [dBµV/m]	Margin [dB]	Detector	Polarity
1	1319.600	51.66	24.68	3.15	-36.92	42.57	74.00	31.43	PK	Vertical
2	3959.700	48.31	31.06	5.30	-40.43	44.24	74.00	29.76	PK	Vertical
3	4889.600	46.29	33.17	6.37	-40.12	45.71	74.00	28.29	PK	Vertical
4	11494.100	43.81	39.21	8.72	-39.32	52.42	74.00	21.58	PK	Vertical
5	11844.300	42.42	38.90	8.93	-39.49	50.76	74.00	23.24	PK	Vertical

Note:
1. Level = Reading + Cable loss + Antenna Factor + AMP
2. If Peak Result complies with AV limit, AV Result is deemed to comply with AV limit.
3. Test setup: RBW: 1 MHz, VBW: 3 MHz, Sweep time: auto.

TR-4-E-009 Radiated Emission Test Result

Test Date:	2024-07-16	**Tested By**:	GenLiu
EUT:	4K OTT BOX	**Model Number**:	DV9187
Test Mode:	11AC20 TX 5580MHz	**Power Supply**:	AC 120V/60Hz
Condition:	Temp:24.5°C;Humi:47.4%	**Test Site**:	DDT 3# Chamber
File Path:	d:\ts\2024 report data\Q24062520-1E\FCC ABOVE1G 5GWIFI\15		
Memo:	Sample Number:S24052520-001 Power Setting:NA		

Test Graph

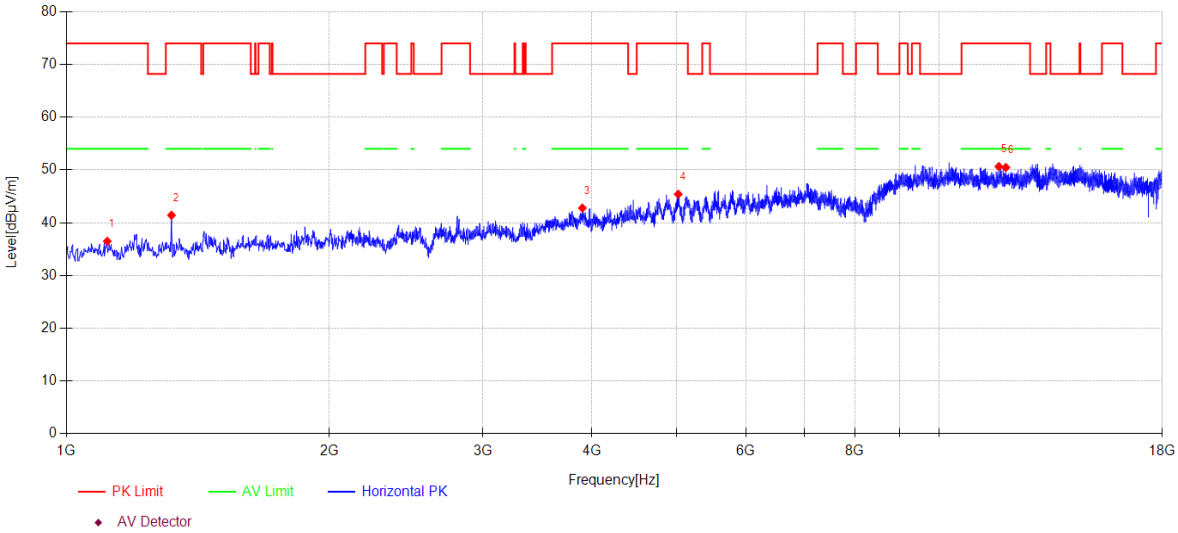

Data List

NO.	Freq. [MHz]	Reading [dBµV/m]	Antenna Factor [dB]	Cable loss [dB]	AMP [dB]	Level [dBµV/m]	Limit [dBµV/m]	Margin [dB]	Detector	Polarity
1	1113.900	45.88	24.58	2.92	-36.89	36.49	74.00	37.51	PK	Horizontal
2	1319.600	50.51	24.68	3.15	-36.92	41.42	74.00	32.58	PK	Horizontal
3	3900.200	46.69	31.20	5.28	-40.39	42.78	74.00	31.22	PK	Horizontal
4	5020.500	45.74	33.24	6.51	-40.08	45.41	74.00	28.59	PK	Horizontal
5	11696.400	42.23	39.00	8.84	-39.42	50.65	74.00	23.35	PK	Horizontal
6	11914.000	42.08	38.94	8.97	-39.52	50.47	74.00	23.53	PK	Horizontal

Note:
1. Level = Reading + Cable loss + Antenna Factor + AMP
2. If Peak Result complies with AV limit, AV Result is deemed to comply with AV limit.
3. Test setup: RBW: 1 MHz, VBW: 3 MHz, Sweep time: auto.

TR-4-E-009 Radiated Emission Test Result

Test Date:	2024-07-16	**Tested By**:	GenLiu
EUT:	4K OTT BOX	**Model Number**:	DV9187
Test Mode:	11AC20 TX 5580MHz	**Power Supply**:	AC 120V/60Hz
Condition:	Temp:24.5°C;Humi:47.4%	**Test Site**:	DDT 3# Chamber
File Path:	d:\ts\2024 report data\Q24062520-1E\FCC ABOVE1G 5GWIFI\16		
Memo:	Sample Number:S24052520-001 Power Setting:NA		

Test Graph

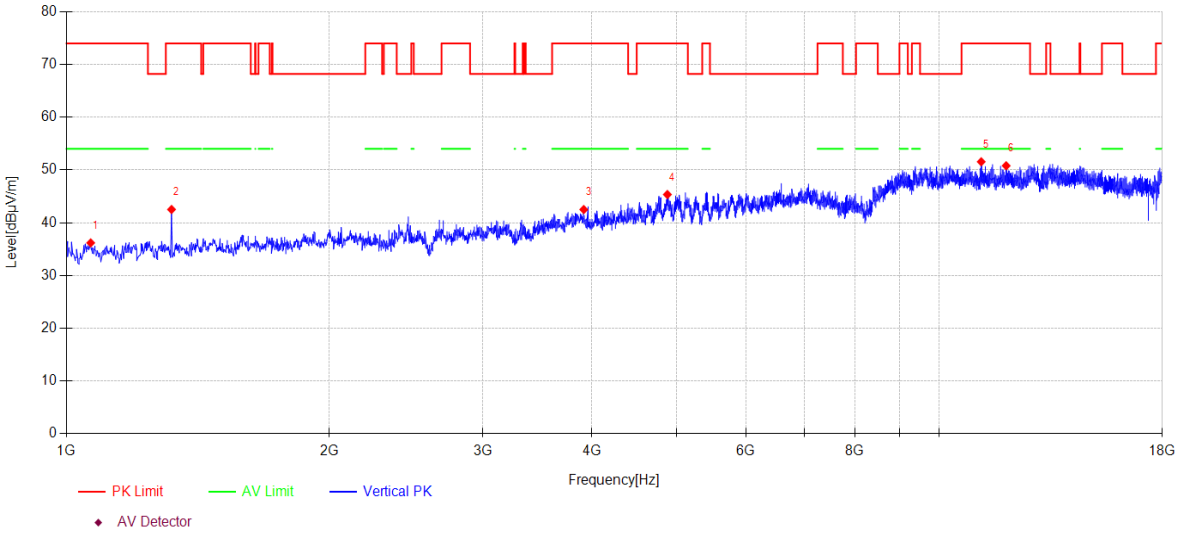

Data List										
N O.	**Freq. [MHz]**	**Reading [dBµV/m]**	**Antenna Factor [dB]**	**Cable loss [dB]**	**AMP [dB]**	**Level [dBµV/m]**	**Limit [dBµV/m]**	**Margin [dB]**	**Detector**	**Polarity**
1	1066.300	45.78	24.43	2.86	-36.89	36.18	74.00	37.82	PK	Vertical
2	1319.600	51.60	24.68	3.15	-36.92	42.51	74.00	31.49	PK	Vertical
3	3913.800	46.45	31.17	5.28	-40.40	42.50	74.00	31.50	PK	Vertical
4	4879.400	45.78	33.33	6.36	-40.12	45.35	74.00	28.65	PK	Vertical
5	11164.300	42.96	39.24	8.52	-39.17	51.55	74.00	22.45	PK	Vertical
6	11924.200	42.38	38.97	8.97	-39.52	50.80	74.00	23.20	PK	Vertical

Note:
1. Level = Reading + Cable loss + Antenna Factor + AMP
2. If Peak Result complies with AV limit, AV Result is deemed to comply with AV limit.
3. Test setup: RBW: 1 MHz, VBW: 3 MHz, Sweep time: auto.

TR-4-E-009 Radiated Emission Test Result

Test Date:	2024-07-16	**Tested By**:	GenLiu
EUT:	4K OTT BOX	**Model Number**:	DV9187
Test Mode:	11AC20 TX 5700MHz	**Power Supply**:	AC 120V/60Hz
Condition:	Temp:24.5°C;Humi:47.4%	**Test Site**:	DDT 3# Chamber
File Path:	d:\ts\2024 report data\Q24062520-1E\FCC ABOVE1G 5GWIFI\17		
Memo:	Sample Number:S24052520-001 Power Setting:NA		

Test Graph

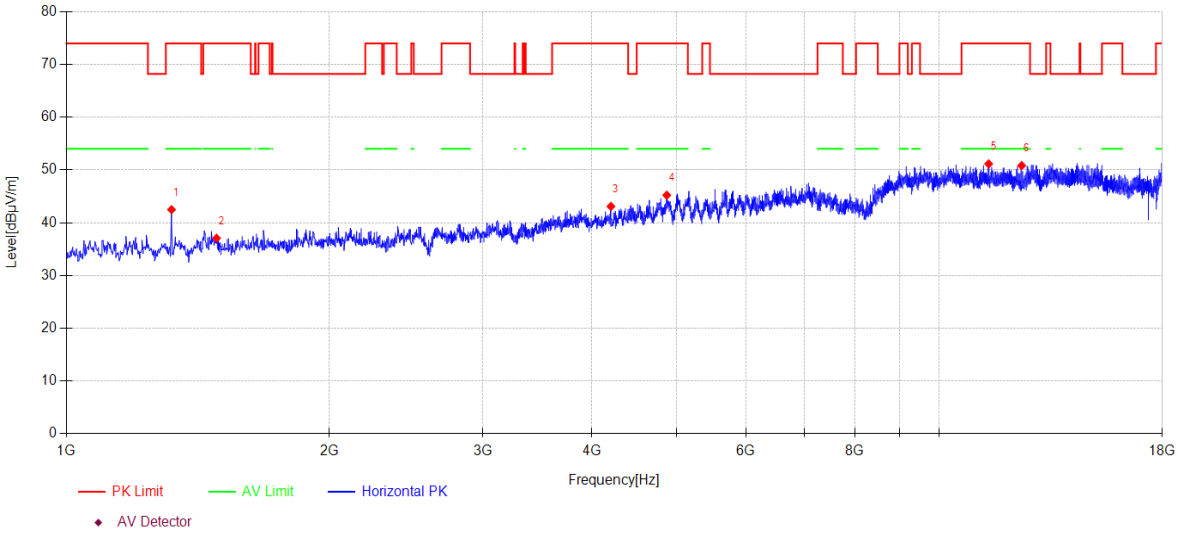

Data List

NO.	Freq. [MHz]	Reading [dBµV/m]	Antenna Factor [dB]	Cable loss [dB]	AMP [dB]	Level [dBµV/m]	Limit [dBµV/m]	Margin [dB]	Detector	Polarity
1	1319.600	51.57	24.68	3.15	-36.92	42.48	74.00	31.52	PK	Horizontal
2	1486.200	45.23	25.44	3.34	-36.94	37.07	74.00	36.93	PK	Horizontal
3	4204.500	46.70	31.22	5.55	-40.37	43.10	74.00	30.90	PK	Horizontal
4	4870.900	45.53	33.47	6.35	-40.13	45.22	74.00	28.78	PK	Horizontal
5	11387.000	42.49	39.29	8.65	-39.27	51.16	74.00	22.84	PK	Horizontal
6	12420.600	42.02	39.32	9.21	-39.72	50.83	74.00	23.17	PK	Horizontal

Note:
1. Level = Reading + Cable loss + Antenna Factor + AMP
2. If Peak Result complies with AV limit, AV Result is deemed to comply with AV limit.
3. Test setup: RBW: 1 MHz, VBW: 3 MHz, Sweep time: auto.

TR-4-E-009 Radiated Emission Test Result

Test Date:	2024-07-16	**Tested By**:	GenLiu
EUT:	4K OTT BOX	**Model Number**:	DV9187
Test Mode:	11AC20 TX 5700MHz	**Power Supply**:	AC 120V/60Hz
Condition:	Temp:24.5°C;Humi:47.4%	**Test Site**:	DDT 3# Chamber
File Path:	d:\ts\2024 report data\Q24062520-1E\FCC ABOVE1G 5GWIFI\18		
Memo:	Sample Number:S24052520-001 Power Setting:NA		

Test Graph

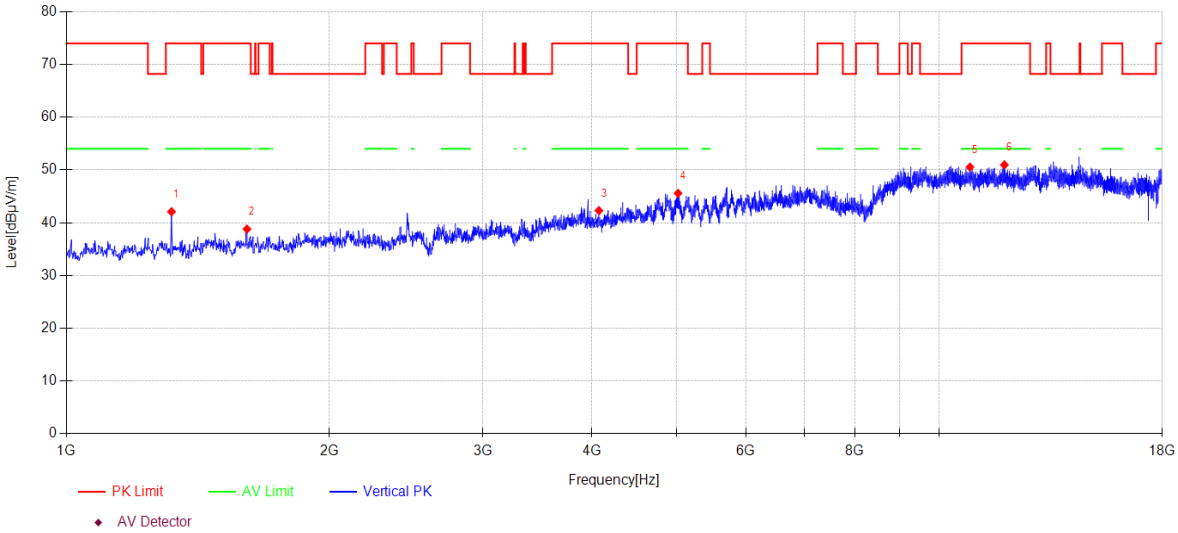

Data List

NO.	Freq. [MHz]	Reading [dBµV/m]	Antenna Factor [dB]	Cable loss [dB]	AMP [dB]	Level [dBµV/m]	Limit [dBµV/m]	Margin [dB]	Detector	Polarity
1	1319.600	51.18	24.68	3.15	-36.92	42.09	74.00	31.91	PK	Vertical
2	1610.300	46.66	25.62	3.48	-36.96	38.80	74.00	35.20	PK	Vertical
3	4073.600	46.27	31.05	5.40	-40.42	42.30	74.00	31.70	PK	Vertical
4	5018.800	45.91	33.24	6.51	-40.08	45.58	74.00	28.42	PK	Vertical
5	10839.600	41.85	39.36	8.37	-39.03	50.55	74.00	23.45	PK	Vertical
6	11868.100	42.63	38.90	8.94	-39.50	50.97	74.00	23.03	PK	Vertical

Note:
1. Level = Reading + Cable loss + Antenna Factor + AMP
2. If Peak Result complies with AV limit, AV Result is deemed to comply with AV limit.
3. Test setup: RBW: 1 MHz, VBW: 3 MHz, Sweep time: auto.

TR-4-E-009 Radiated Emission Test Result

Test Date:	2024-07-19	**Tested By**:	GenLiu
EUT:	4K OTT BOX	**Model Number**:	DV9187
Test Mode:	ANT2 11AC20 TX 5720MHz	**Power Supply**:	AC 120V/60Hz
Condition:	Temp:24.5°C;Humi:47.4%	**Test Site**:	DDT 3# Chamber
File Path:	d:\ts\2024 report data\Q24062520-1E\FCC ABOVE 1G 5G KUAYUE\15		
Memo:	Sample Number:S24052520-001 Power Setting:76		

Test Graph

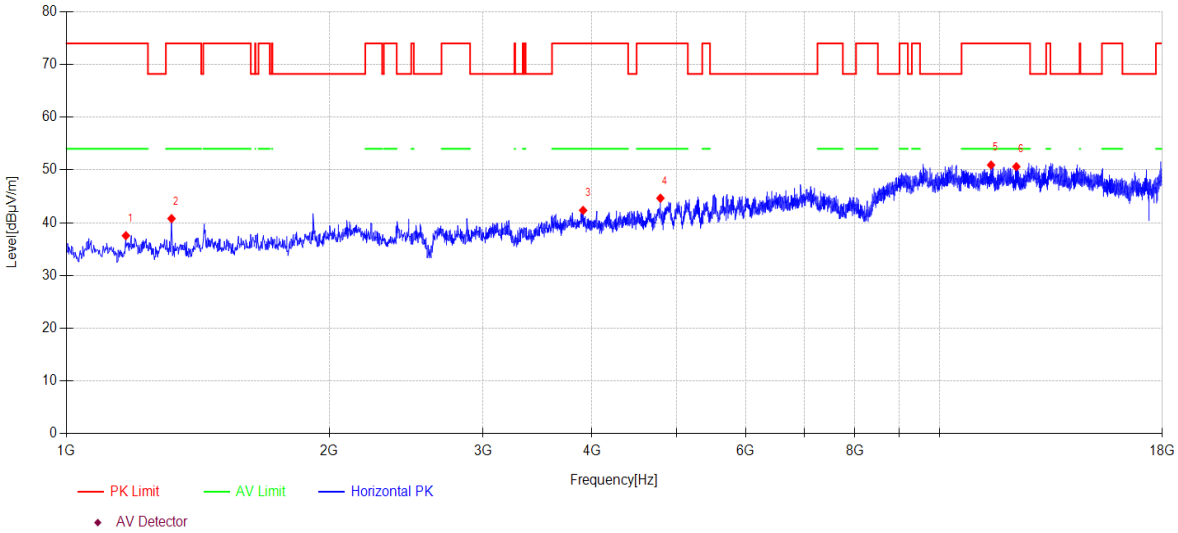

Data List

NO.	Freq. [MHz]	Reading [dBµV/m]	Antenna Factor [dB]	Cable loss [dB]	AMP [dB]	Level [dBµV/m]	Limit [dBµV/m]	Margin [dB]	Detector	Polarity
1	1170.000	46.63	24.84	2.98	-36.90	37.55	74.00	36.45	PK	Horizontal
2	1319.600	49.88	24.68	3.15	-36.92	40.79	74.00	33.21	PK	Horizontal
3	3907.000	46.26	31.19	5.28	-40.39	42.34	74.00	31.66	PK	Horizontal
4	4791.000	46.10	32.46	6.25	-40.16	44.65	74.00	29.35	PK	Horizontal
5	11458.400	42.31	39.24	8.70	-39.31	50.94	74.00	23.06	PK	Horizontal
6	12247.200	41.85	39.30	9.13	-39.66	50.62	74.00	23.38	PK	Horizontal

Note:
1. Level = Reading + Cable loss + Antenna Factor + AMP
2. If Peak Result complies with AV limit, AV Result is deemed to comply with AV limit.
3. Test setup: RBW: 1 MHz, VBW: 3 MHz, Sweep time: auto.

TR-4-E-009 Radiated Emission Test Result

Test Date:	2024-07-19	**Tested By**:	GenLiu
EUT:	4K OTT BOX	**Model Number**:	DV9187
Test Mode:	ANT2 11AC20 TX 5720MHz	**Power Supply**:	AC 120V/60Hz
Condition:	Temp:24.5°C;Humi:47.4%	**Test Site**:	DDT 3# Chamber
File Path:	d:\ts\2024 report data\Q24062520-1E\FCC ABOVE 1G 5G KUAYUE\16		
Memo:	Sample Number:S24052520-001 Power Setting:76		

Test Graph

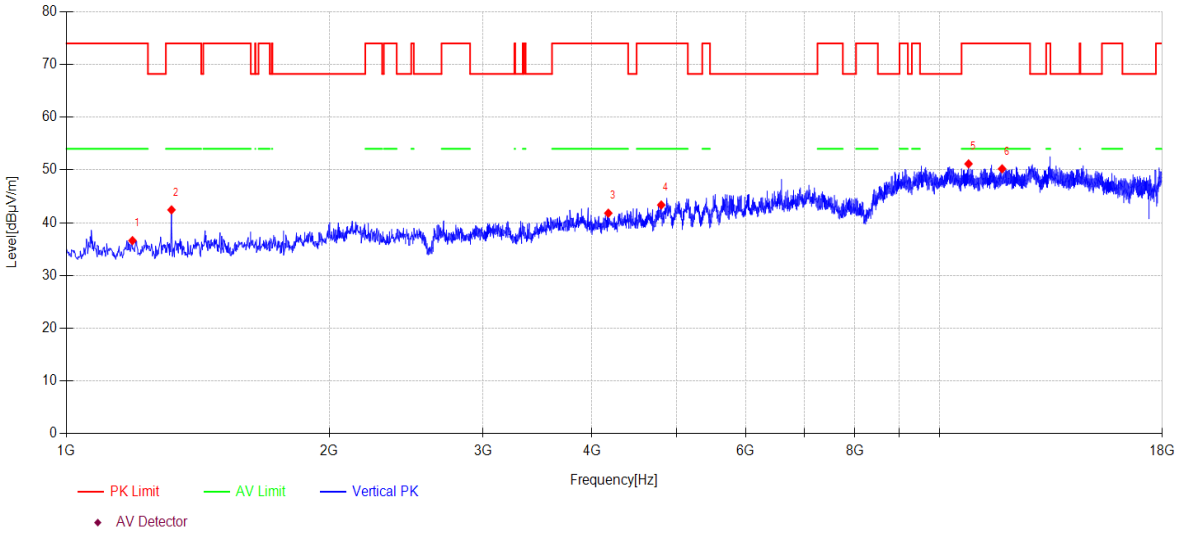

Data List

NO.	Freq. [MHz]	Reading [dBµV/m]	Antenna Factor [dB]	Cable loss [dB]	AMP [dB]	Level [dBµV/m]	Limit [dBµV/m]	Margin [dB]	Detector	Polarity
1	1190.400	45.62	24.88	3.01	-36.90	36.61	74.00	37.39	PK	Vertical
2	1319.600	51.53	24.68	3.15	-36.92	42.44	74.00	31.56	PK	Vertical
3	4175.600	45.48	31.20	5.52	-40.39	41.81	74.00	32.19	PK	Vertical
4	4801.200	44.72	32.53	6.26	-40.15	43.36	74.00	30.64	PK	Vertical
5	10797.100	42.41	39.40	8.36	-39.01	51.16	74.00	22.84	PK	Vertical
6	11796.700	41.87	38.90	8.90	-39.46	50.21	74.00	23.79	PK	Vertical

Note:
1. Level = Reading + Cable loss + Antenna Factor + AMP
2. If Peak Result complies with AV limit, AV Result is deemed to comply with AV limit.
3. Test setup: RBW: 1 MHz, VBW: 3 MHz, Sweep time: auto.

TR-4-E-009 Radiated Emission Test Result

Test Date:	2024-07-25	**Tested By**:	GenLiu
EUT:	4K OTT BOX	**Model Number**:	DV9187
Test Mode:	11AC20 ANT1+2 TX 5745MHz mode	**Power Supply**:	AC 120V/60Hz
Condition:	Temp:24.5°C;Humi:47.4%	**Test Site**:	DDT 3# Chamber
File Path:	d:\ts\2024 report data\Q24062520-1E\FCC ABOVE 5G MASK\1		
Memo:	Sample Number:S24052520-001 Power Setting:76		

Test Graph

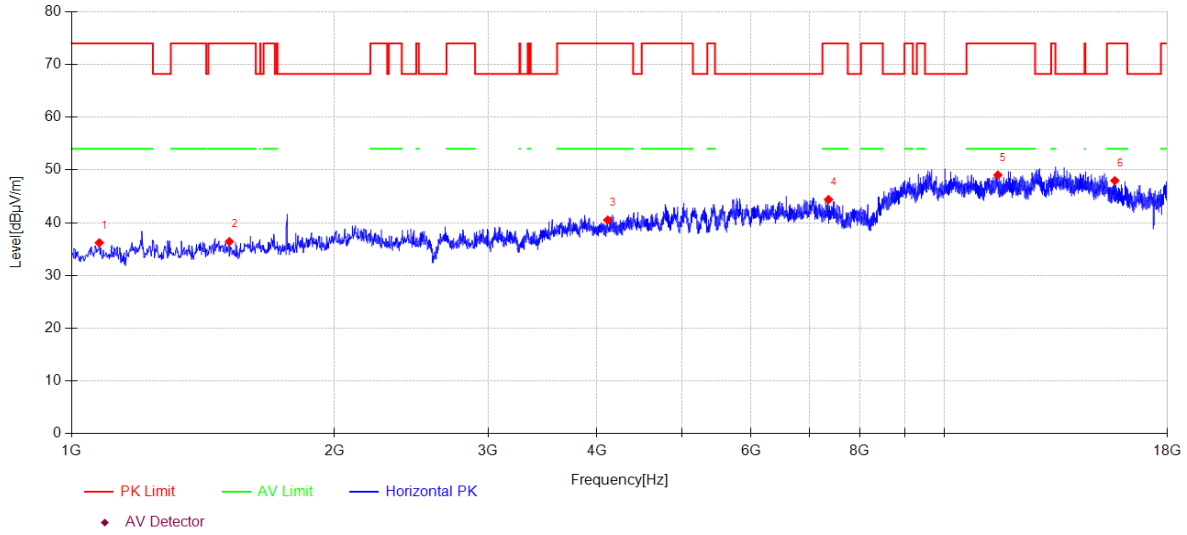

Data List

NO.	Freq. [MHz]	Reading [dBµV/m]	Antenna Factor [dB]	Cable loss [dB]	AMP [dB]	Level [dBµV/m]	Limit [dBµV/m]	Margin [dB]	Detector	Polarity
1	1076.500	46.20	24.45	2.45	-36.89	36.21	74.00	37.79	PK	Horizontal
2	1516.800	45.23	25.26	2.88	-36.95	36.42	74.00	37.58	PK	Horizontal
3	4114.400	45.18	31.13	4.60	-40.41	40.50	74.00	33.50	PK	Horizontal
4	7366.500	43.08	36.77	6.17	-41.62	44.40	74.00	29.60	PK	Horizontal
5	11514.500	41.52	39.17	7.69	-39.33	49.05	74.00	24.95	PK	Horizontal
6	15674.400	39.79	38.53	8.81	-39.16	47.97	74.00	26.03	PK	Horizontal

Note:
1. Level = Reading + Cable loss + Antenna Factor + AMP
2. If Peak Result complies with AV limit, AV Result is deemed to comply with AV limit.
3. Test setup: RBW: 1 MHz, VBW: 3 MHz, Sweep time: auto.

TR-4-E-009 Radiated Emission Test Result

Test Date:	2024-07-25	**Tested By**:	GenLiu
EUT:	4K OTT BOX	**Model Number**:	DV9187
Test Mode:	11AC20 ANT1+2 TX 5745MHz mode	**Power Supply**:	AC 120V/60Hz
Condition:	Temp:24.5°C;Humi:47.4%	**Test Site**:	DDT 3# Chamber
File Path:	d:\ts\2024 report data\Q24062520-1E\FCC ABOVE 5G MASK\2		
Memo:	Sample Number:S24052520-001 Power Setting:76		

Test Graph

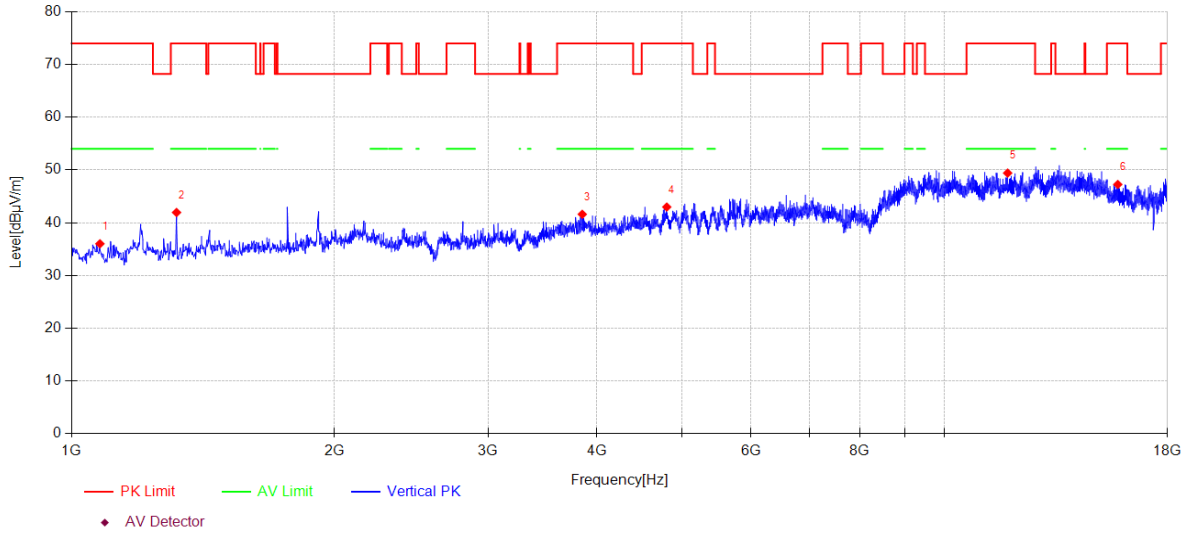

Data List										
N O.	**Freq. [MHz]**	**Reading [dBµV/m]**	**Antenna Factor [dB]**	**Cable loss [dB]**	**AMP [dB]**	**Level [dBµV/m]**	**Limit [dBµV/m]**	**Margin [dB]**	**Detector**	**Polarity**
1	1078.200	45.98	24.46	2.46	-36.89	36.01	74.00	37.99	PK	Vertical
2	1319.600	51.50	24.68	2.69	-36.92	41.95	74.00	32.05	PK	Vertical
3	3847.500	46.64	30.89	4.43	-40.36	41.60	74.00	32.40	PK	Vertical
4	4808.000	45.37	32.71	5.05	-40.15	42.98	74.00	31.02	PK	Vertical
5	11813.700	42.10	38.90	7.88	-39.47	49.41	74.00	24.59	PK	Vertical
6	15796.800	39.34	38.31	8.85	-39.24	47.26	74.00	26.74	PK	Vertical

Note:
1. Level = Reading + Cable loss + Antenna Factor + AMP
2. If Peak Result complies with AV limit, AV Result is deemed to comply with AV limit.
3. Test setup: RBW: 1 MHz, VBW: 3 MHz, Sweep time: auto.

TR-4-E-009 Radiated Emission Test Result

Test Date:	2024-07-25	**Tested By**:	GenLiu
EUT:	4K OTT BOX	**Model Number**:	DV9187
Test Mode:	11AC20 ANT1+2 TX 5785MHz mode	**Power Supply**:	AC 120V/60Hz
Condition:	Temp:24.5°C;Humi:47.4%	**Test Site**:	DDT 3# Chamber
File Path:	d:\ts\2024 report data\Q24062520-1E\FCC ABOVE 5G MASK\3		
Memo:	Sample Number:S24052520-001 Power Setting:76		

Test Graph

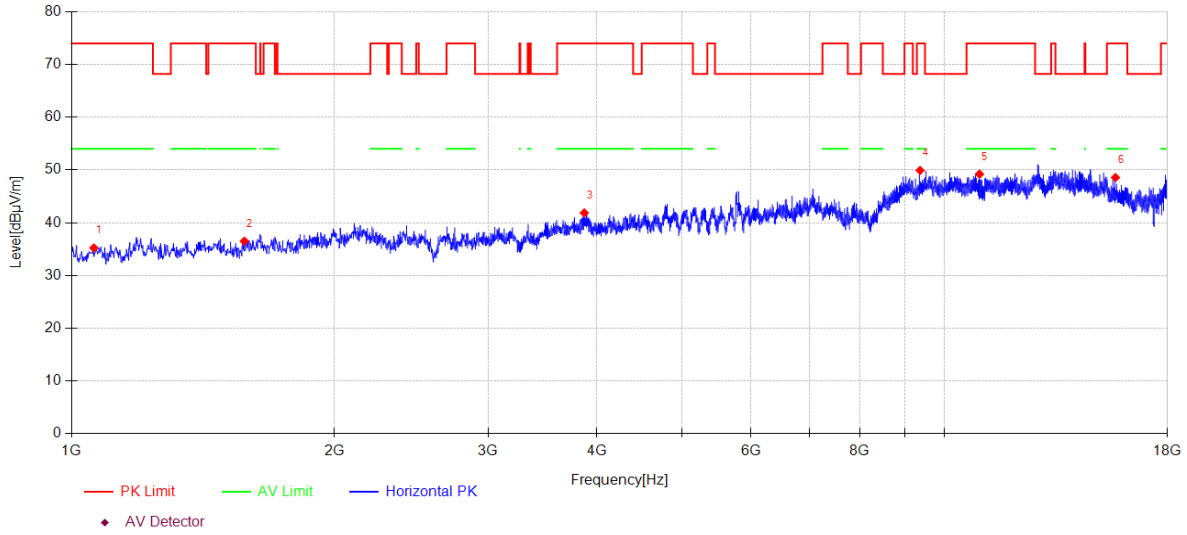

Data List

NO.	Freq. [MHz]	Reading [dBµV/m]	Antenna Factor [dB]	Cable loss [dB]	AMP [dB]	Level [dBµV/m]	Limit [dBµV/m]	Margin [dB]	Detector	Polarity
1	1061.200	45.25	24.42	2.44	-36.89	35.22	74.00	38.78	PK	Horizontal
2	1578.000	45.27	25.25	2.94	-36.96	36.50	74.00	37.50	PK	Horizontal
3	3867.900	46.79	31.01	4.44	-40.37	41.87	74.00	32.13	PK	Horizontal
4	9377.600	42.96	38.70	7.02	-38.76	49.92	74.00	24.08	PK	Horizontal
5	10967.100	41.62	39.30	7.37	-39.08	49.21	74.00	24.79	PK	Horizontal
6	15699.900	40.43	38.50	8.82	-39.18	48.57	74.00	25.43	PK	Horizontal

Note:
1. Level = Reading + Cable loss + Antenna Factor + AMP
2. If Peak Result complies with AV limit, AV Result is deemed to comply with AV limit.
3. Test setup: RBW: 1 MHz, VBW: 3 MHz, Sweep time: auto.

TR-4-E-009 Radiated Emission Test Result

Test Date:	2024-07-25	**Tested By**:	GenLiu
EUT:	4K OTT BOX	**Model Number**:	DV9187
Test Mode:	11AC20 ANT1+2 TX 5785MHz mode	**Power Supply**:	AC 120V/60Hz
Condition:	Temp:24.5°C;Humi:47.4%	**Test Site**:	DDT 3# Chamber
File Path:	d:\ts\2024 report data\Q24062520-1E\FCC ABOVE 5G MASK\4		
Memo:	Sample Number:S24052520-001 Power Setting:76		

Test Graph

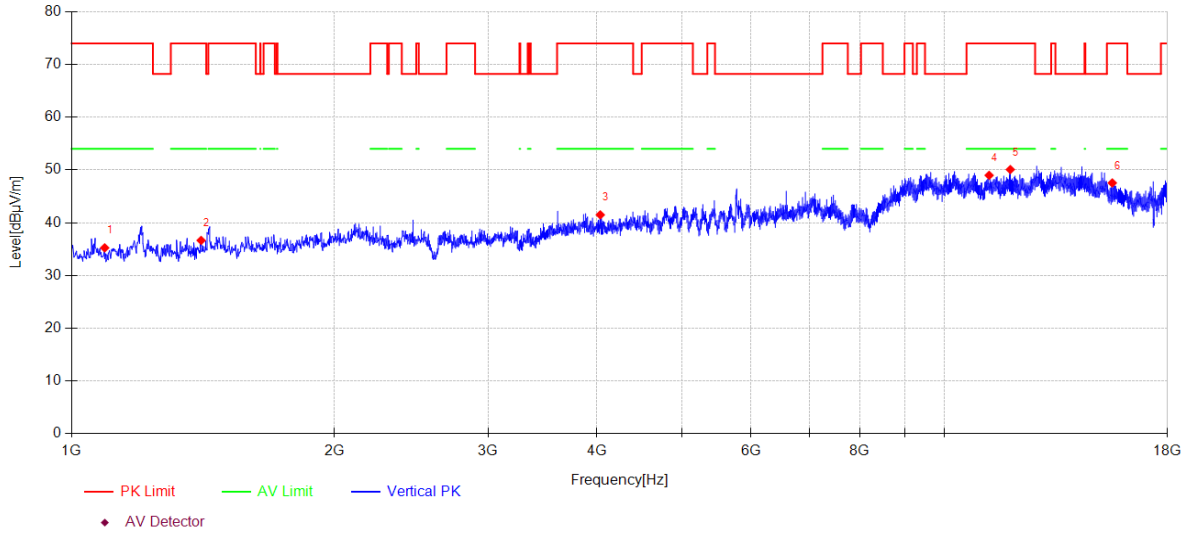

Data List

NO.	Freq. [MHz]	Reading [dBµV/m]	Antenna Factor [dB]	Cable loss [dB]	AMP [dB]	Level [dBµV/m]	Limit [dBµV/m]	Margin [dB]	Detector	Polarity
1	1091.800	45.18	24.48	2.47	-36.89	35.24	74.00	38.76	PK	Vertical
2	1408.000	45.67	25.13	2.78	-36.93	36.65	74.00	37.35	PK	Vertical
3	4034.500	46.43	30.97	4.54	-40.44	41.50	74.00	32.50	PK	Vertical
4	11251.000	41.46	39.20	7.53	-39.21	48.98	74.00	25.02	PK	Vertical
5	11897.000	42.76	38.90	7.93	-39.51	50.08	74.00	23.92	PK	Vertical
6	15569.000	39.21	38.66	8.77	-39.10	47.54	74.00	26.46	PK	Vertical

Note:
1. Level = Reading + Cable loss + Antenna Factor + AMP
2. If Peak Result complies with AV limit, AV Result is deemed to comply with AV limit.
3. Test setup: RBW: 1 MHz, VBW: 3 MHz, Sweep time: auto.

TR-4-E-009 Radiated Emission Test Result

Test Date:	2024-07-25	**Tested By**:	GenLiu
EUT:	4K OTT BOX	**Model Number**:	DV9187
Test Mode:	11AC20 ANT1+2 TX 5825MHz mode	**Power Supply**:	AC 120V/60Hz
Condition:	Temp:24.5°C;Humi:47.4%	**Test Site**:	DDT 3# Chamber
File Path:	d:\ts\2024 report data\Q24062520-1E\FCC ABOVE 5G MASK\5		
Memo:	Sample Number:S24052520-001 Power Setting:76		

Test Graph

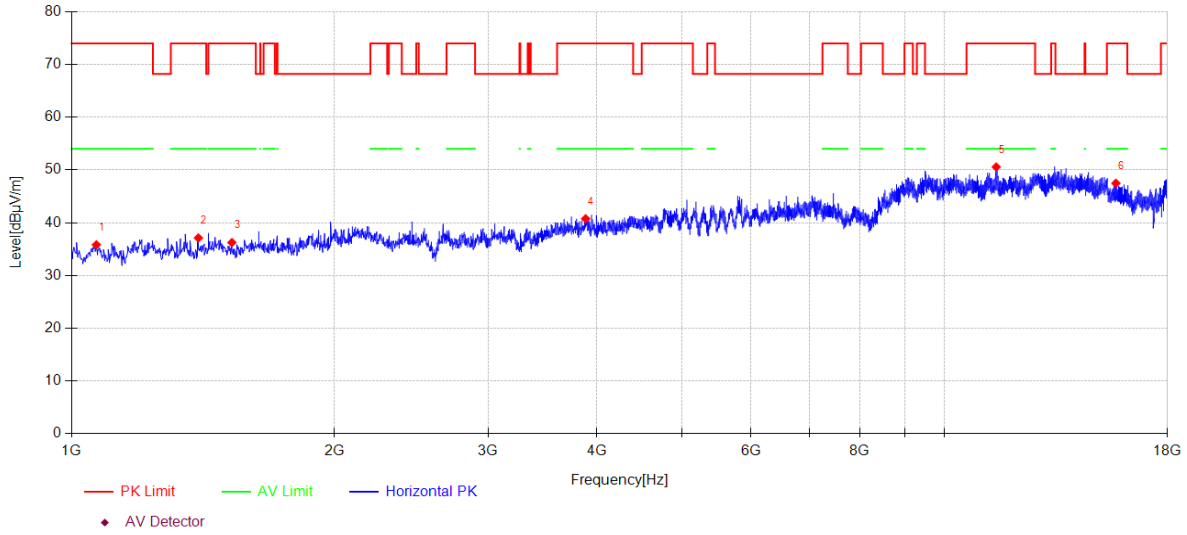

Data List

NO.	Freq. [MHz]	Reading [dBµV/m]	Antenna Factor [dB]	Cable loss [dB]	AMP [dB]	Level [dBµV/m]	Limit [dBµV/m]	Margin [dB]	Detector	Polarity
1	1068.000	45.83	24.44	2.45	-36.89	35.83	74.00	38.17	PK	Horizontal
2	1397.800	46.19	25.09	2.77	-36.93	37.12	74.00	36.88	PK	Horizontal
3	1527.000	45.19	25.12	2.89	-36.95	36.25	74.00	37.75	PK	Horizontal
4	3881.500	45.60	31.09	4.45	-40.38	40.76	74.00	33.24	PK	Horizontal
5	11463.500	42.98	39.24	7.66	-39.31	50.57	74.00	23.43	PK	Horizontal
6	15718.600	39.39	38.46	8.82	-39.19	47.48	74.00	26.52	PK	Horizontal

Note:
1. Level = Reading + Cable loss + Antenna Factor + AMP
2. If Peak Result complies with AV limit, AV Result is deemed to comply with AV limit.
3. Test setup: RBW: 1 MHz, VBW: 3 MHz, Sweep time: auto.

TR-4-E-009 Radiated Emission Test Result

Test Date:	2024-07-25	**Tested By**:	GenLiu
EUT:	4K OTT BOX	**Model Number**:	DV9187
Test Mode:	11AC20 ANT1+2 TX 5825MHz mode	**Power Supply**:	AC 120V/60Hz
Condition:	Temp:24.5°C;Humi:47.4%	**Test Site**:	DDT 3# Chamber
File Path:	d:\ts\2024 report data\Q24062520-1E\FCC ABOVE 5G MASK\6		
Memo:	Sample Number:S24052520-001 Power Setting:76		

Test Graph

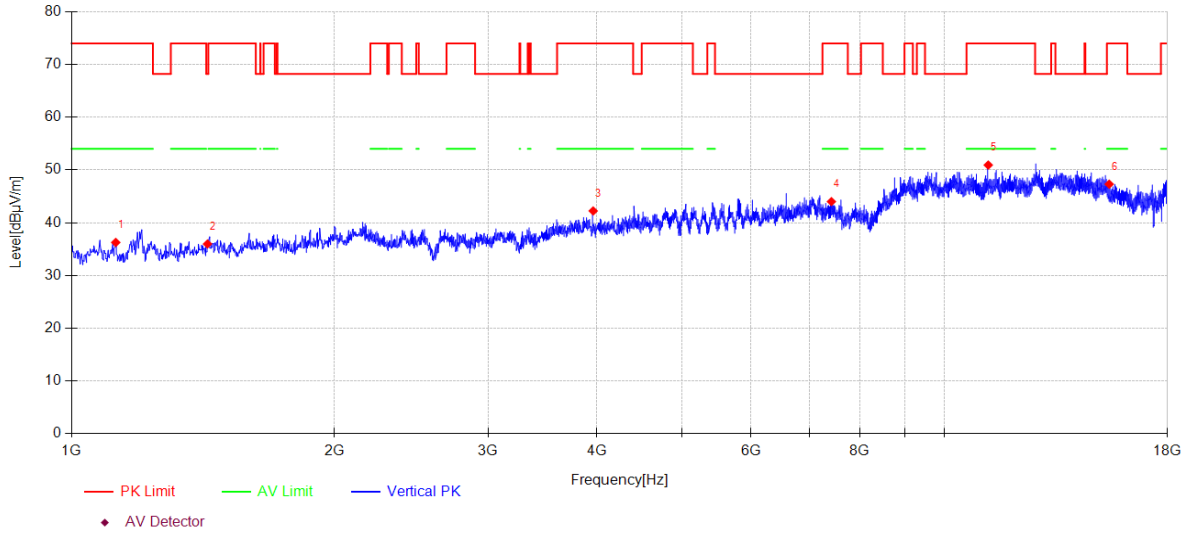

Data List

NO.	Freq. [MHz]	Reading [dBµV/m]	Antenna Factor [dB]	Cable loss [dB]	AMP [dB]	Level [dBµV/m]	Limit [dBµV/m]	Margin [dB]	Detector	Polarity
1	1124.100	46.03	24.64	2.50	-36.90	36.27	74.00	37.73	PK	Vertical
2	1431.800	44.89	25.23	2.80	-36.94	35.98	68.20	32.22	PK	Vertical
3	3959.700	47.11	31.06	4.50	-40.43	42.24	74.00	31.76	PK	Vertical
4	7422.600	42.91	36.65	6.21	-41.76	44.01	74.00	29.99	PK	Vertical
5	11225.500	43.41	39.20	7.52	-39.20	50.93	74.00	23.07	PK	Vertical
6	15441.500	38.68	38.92	8.73	-39.02	47.31	74.00	26.69	PK	Vertical

Note:
1. Level = Reading + Cable loss + Antenna Factor + AMP
2. If Peak Result complies with AV limit, AV Result is deemed to comply with AV limit.
3. Test setup: RBW: 1 MHz, VBW: 3 MHz, Sweep time: auto.

14.Band Edge Compliance

14.1. Test equipment

Equipment	Manufacturer	Model No.	Serial No.	Cal Due To
Micro-Tronics filters	REBES	BRM50702	DDT-ZC03242	/
RF Cable	N/A	W13.02 AP1-X2	DDT-ZC04023	2025/03/31
RF cable	Yuhu Technology	JCTB810-NJ-NJ-9M	DDT-ZC02538	2025/03/31
RF cable	Yuhu Technology	ZT26S-SMAJ-SMAJ-1M	DDT-ZC02037	2025/03/31
ELECTRIC AND MAGNETIC FIELD ANALYZER	Narda	EHP-200A	DDT-ZC01401	2024/09/20
PSA Series Spectrum Analyzer	Agilent	E4447A	DDT-ZC00517	2025/03/31
High pass filter	Micro-Tronics	HPM50102	DDT-ZC00561	2025/04/22
High Pass filter	Xi'an Xingbo	XBLBQ-GTA67	DDT-ZC02179	2025/04/22
RF Cable	N/A	W24.02 HL-562	DDT-ZC04022	2025/03/31
Pre-amplifier	COM-POWER	PAM-840A	DDT-ZC01693	2025/03/31
Trilog Broadband Antenna	Schwarzbeck	VULB 9163	DDT-ZC02050	2025/07/11
Pre-amplifier	COM-POWER	PAM-118A	DDT-ZC01293	2025/07/08
Broad-Band Horn Antenna	Schwarzbeck	BBHA 9170	DDT-ZC00506	2025/04/26
Active Loop Antenna	Schwarzbeck	FMZB1519	DDT-ZC00524	2025/09/11
Micro-Tronics filters	REBES	BRM50716	DDT-ZC03240	/
High pass filter	Micro-Tronics	HPM50108	DDT-ZC00560	2025/04/22
RF cable	Zhongke Junchuang	JCT26S-NJ-NJ-1.5M	DDT-ZC02762	2025/03/31
EMI TEST RECEIVER	R&S	ESU26	DDT-ZC01909	2025/03/31
Hochgewinn-Hornantenne	SCHWARZBECK	BBHA 9120 D	DDT-ZC02129	2025/09/18

14.2. Block diagram of test setup

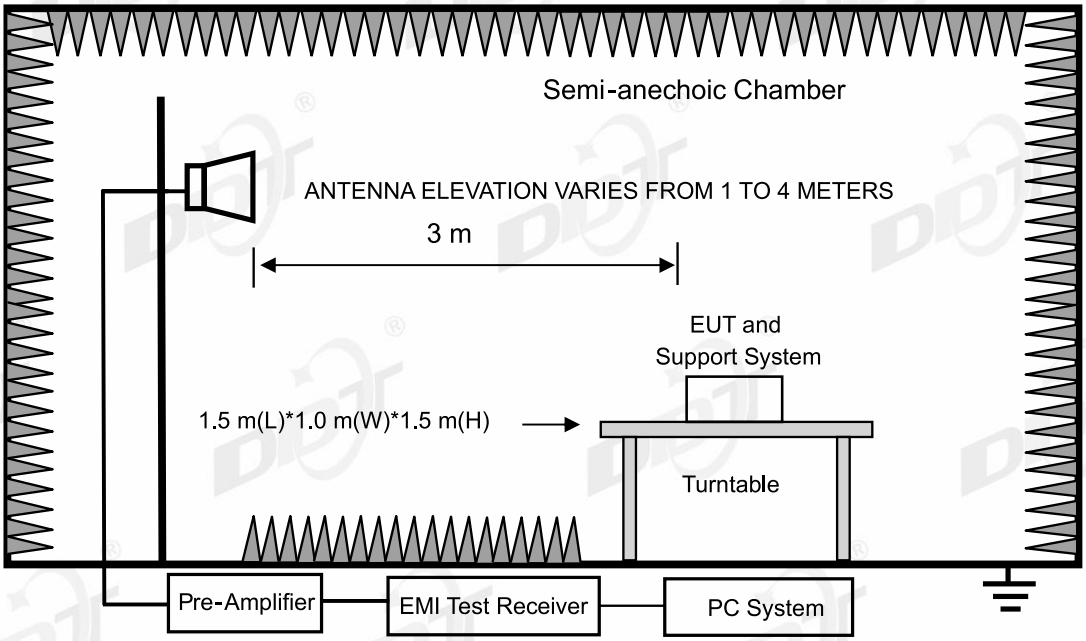

14.3. Limits

(1) For transmitters operating in the 5.15-5.25 GHz band: All emissions outside of the 5.15-5.35 GHz band shall not exceed an e.i.r.p. of −27 dBm/MHz.

(2) For transmitters operating in the 5.25-5.35 GHz band: All emissions outside of the 5.15-5.35 GHz band shall not exceed an e.i.r.p. of −27 dBm/MHz.

(3) For transmitters operating in the 5.47-5.725 GHz band: All emissions outside of the 5.47-5.725 GHz band shall not exceed an e.i.r.p. of −27 dBm/MHz.

(4) For transmitters operating solely in the 5.725-5.850 GHz band:
All emissions shall be limited to a level of −27 dBm/MHz at 75 MHz or more above or below the band edge increasing linearly to 10 dBm/MHz at 25 MHz above or below the band edge, and from 25 MHz above or below the band edge increasing linearly to a level of 15.6 dBm/MHz at 5 MHz above or below the band edge, and from 5 MHz above or below the band edge increasing linearly to a level of 27 dBm/MHz at the band edge.

14.4. Assistant equipment used for test

Assistant equipment	Manufacturer	Model number	Description	other
/	/	/	/	/

14.5. Test procedure

Same with Emissions in Restricted Frequency Bands except change investigated frequency range from 5.15-5.25 GHz, 5250-5350 GHz, 5470-5725 GHz, 5.725-5.85 GHz.

Remark: All restriction band have been tested, and only the worst case is shown in report.

14.6. Test result

PASS. (See below detailed test result)

14.7. Test data

TR-4-E-009 Radiated Emission Test Result

Test Date:	2024-07-16	**Tested By**:	GenLiu
EUT:	4K OTT BOX	**Model Number**:	DV9187
Test Mode:	11A ANT1 TX 5180MHz mode	**Power Supply**:	AC 120V/60Hz
Condition:	Temp:24.5°C;Humi:47.4%	**Test Site**:	DDT 3# Chamber
File Path:	d:\ts\2024 report data\Q24062520-1E\FCC ABOVE1G 5G WIFI BIANDAI\29		
Memo:	Sample Number:S24052520-001 Power Setting:86		

Test Graph

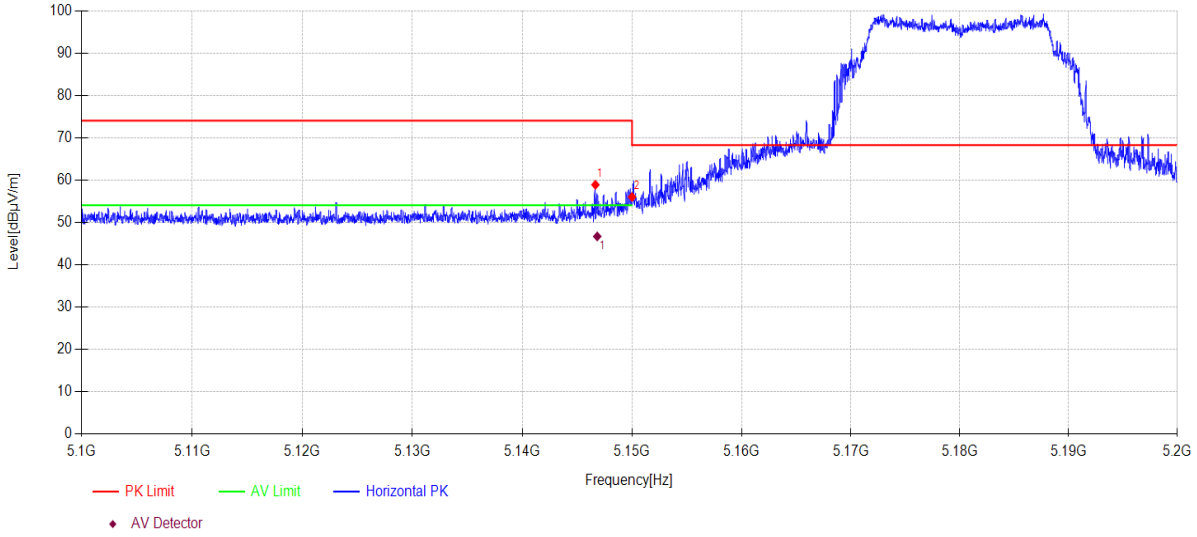

Data List										
NO.	**Freq. [MHz]**	**Reading [dBµV/m]**	**Antenna Factor [dB]**	**Cable loss [dB]**	**AMP [dB]**	**Level [dBµV/m]**	**Limit [dBµV/m]**	**Margin [dB]**	**Detector**	**Polarity**
1	5146.660	50.22	33.40	5.28	-30.06	58.84	74.00	15.16	PK	Horizontal
2	5150.000	47.35	33.40	5.28	-30.06	55.97	68.20	12.23	PK	Horizontal

Data List										
NO.	**Freq. [MHz]**	**Reading [dBµV/m]**	**Antenna Factor [dB]**	**Cable loss [dB]**	**AMP [dB]**	**Level [dBµV/m]**	**Limit [dBµV/m]**	**Margin [dB]**	**Detector**	**Polarity**
1	5146.828	36.72	33.40	6.57	-30.06	46.63	54.0	7.37	AV	Horizontal

Note:
1. Level = Reading + Cable loss + Antenna Factor + AMP
2. If Peak Result complies with AV limit, AV Result is deemed to comply with AV limit.
3. Test setup: RBW: 1 MHz, VBW: 3 MHz, Sweep time: auto.

TR-4-E-009 Radiated Emission Test Result

Test Date:	2024-07-16	**Tested By**:	GenLiu
EUT:	4K OTT BOX	**Model Number**:	DV9187
Test Mode:	11A ANT1 TX 5180MHz mode	**Power Supply**:	AC 120V/60Hz
Condition:	Temp:24.5°C;Humi:47.4%	**Test Site**:	DDT 3# Chamber
File Path:	d:\ts\2024 report data\Q24062520-1E\FCC ABOVE1G 5G WIFI BIANDAI\30		
Memo:	Sample Number:S24052520-001 Power Setting:86		

Test Graph

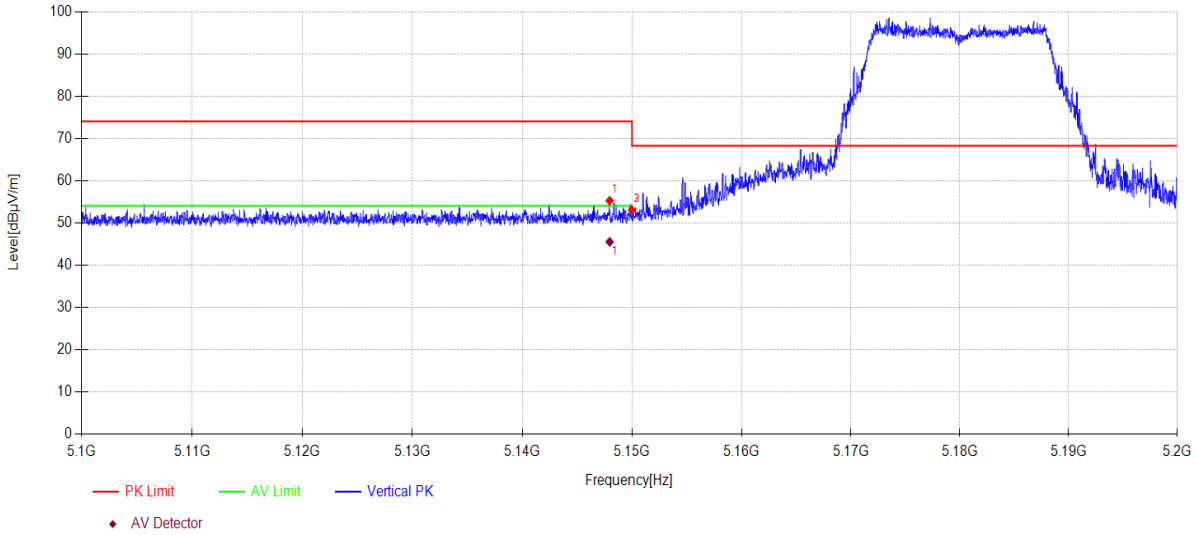

Data List										
N O.	**Freq. [MHz]**	**Reading [dBµV/m]**	**Antenna Factor [dB]**	**Cable loss [dB]**	**AMP [dB]**	**Level [dBµV/m]**	**Limit [dBµV/m]**	**Margin [dB]**	**Detector**	**Polarity**
1	5147.960	46.61	33.40	5.28	-30.06	55.23	74.00	18.77	PK	Vertical
2	5150.000	44.40	33.40	5.28	-30.06	53.02	68.20	15.18	PK	Vertical
3	5150.000	44.40	33.40	5.28	-30.06	53.02	68.20	15.18	PK	Vertical

Data List										
N O.	**Freq. [MHz]**	**Reading [dBµV/m]**	**Antenna Factor [dB]**	**Cable loss [dB]**	**AMP [dB]**	**Level [dBµV/m]**	**Limit [dBµV/m]**	**Margin [dB]**	**Detector**	**Polarity**
1	5147.960	36.85	33.40	5.28	-30.06	45.47	54.0	8.53	AV	Vertical

Note:
1. Level = Reading + Cable loss + Antenna Factor + AMP
2. If Peak Result complies with AV limit, AV Result is deemed to comply with AV limit.
3. Test setup: RBW: 1 MHz, VBW: 3 MHz, Sweep time: auto.

TR-4-E-009 Radiated Emission Test Result

Test Date:	2024-07-16	**Tested By**:	GenLiu
EUT:	4K OTT BOX	**Model Number**:	DV9187
Test Mode:	11A ANT2 TX 5180MHz mode	**Power Supply**:	AC 120V/60Hz
Condition:	Temp:24.5°C;Humi:47.4%	**Test Site**:	DDT 3# Chamber
File Path:	d:\ts\2024 report data\Q24062520-1E\FCC ABOVE1G 5G WIFI BIANDAI\27		
Memo:	Sample Number:S24052520-001 Power Setting:86		

Test Graph

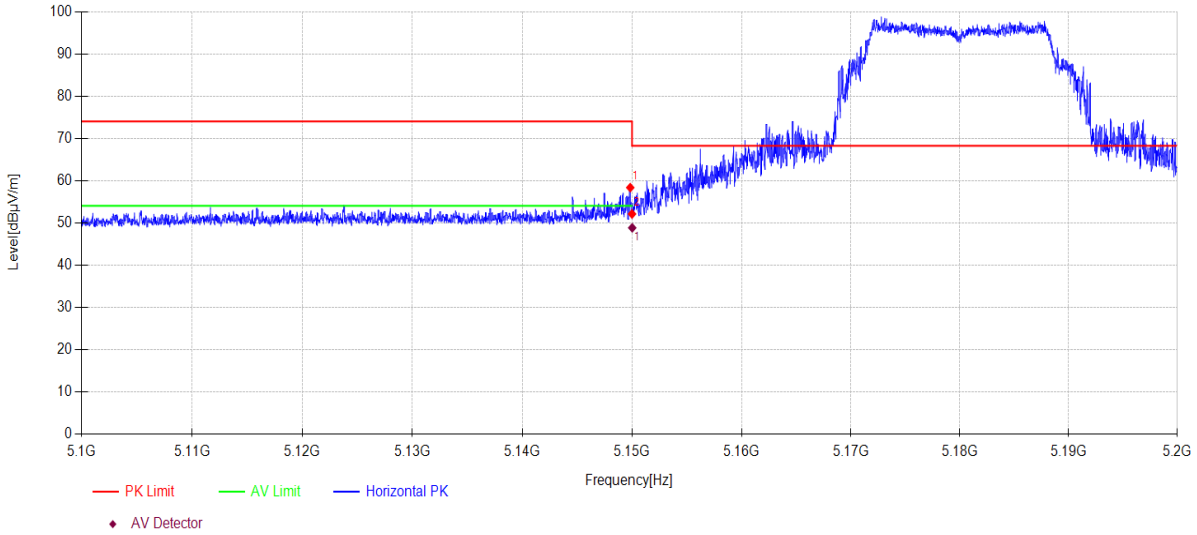

Data List										
NO.	**Freq. [MHz]**	**Reading [dBµV/m]**	**Antenna Factor [dB]**	**Cable loss [dB]**	**AMP [dB]**	**Level [dBµV/m]**	**Limit [dBµV/m]**	**Margin [dB]**	**Detector**	**Polarity**
1	5149.840	49.70	33.40	5.28	-30.06	58.32	74.00	15.68	PK	Horizontal
2	5150.000	43.46	33.40	5.28	-30.06	52.08	68.20	16.12	PK	Horizontal

Data List										
NO.	**Freq. [MHz]**	**Reading [dBµV/m]**	**Antenna Factor [dB]**	**Cable loss [dB]**	**AMP [dB]**	**Level [dBµV/m]**	**Limit [dBµV/m]**	**Margin [dB]**	**Detector**	**Polarity**
1	5150.019	38.89	33.40	6.57	-30.06	48.80	54.0	5.20	AV	Horizontal

Note:
1. Level = Reading + Cable loss + Antenna Factor + AMP
2. If Peak Result complies with AV limit, AV Result is deemed to comply with AV limit.
3. Test setup: RBW: 1 MHz, VBW: 3 MHz, Sweep time: auto.

TR-4-E-009 Radiated Emission Test Result

Test Date:	2024-07-16	**Tested By**:	GenLiu
EUT:	4K OTT BOX	**Model Number**:	DV9187
Test Mode:	11A ANT2 TX 5180MHz mode	**Power Supply**:	AC 120V/60Hz
Condition:	Temp:24.5°C;Humi:47.4%	**Test Site**:	DDT 3# Chamber
File Path:	d:\ts\2024 report data\Q24062520-1E\FCC ABOVE1G 5G WIFI BIANDAI\28		
Memo:	Sample Number:S24052520-001 Power Setting:86		

Test Graph

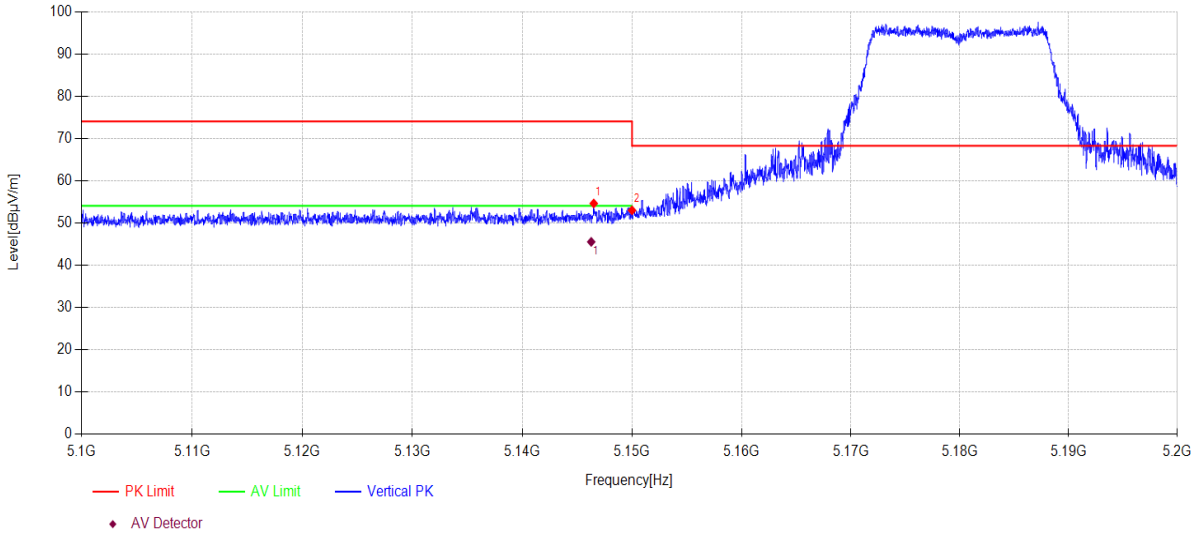

Data List										
NO.	**Freq. [MHz]**	**Reading [dBµV/m]**	**Antenna Factor [dB]**	**Cable loss [dB]**	**AMP [dB]**	**Level [dBµV/m]**	**Limit [dBµV/m]**	**Margin [dB]**	**Detector**	**Polarity**
1	5146.510	45.95	33.40	5.28	-30.06	54.57	74.00	19.43	PK	Vertical
2	5150.000	44.32	33.40	5.28	-30.06	52.94	68.20	15.26	PK	Vertical

Data List										
NO.	**Freq. [MHz]**	**Reading [dBµV/m]**	**Antenna Factor [dB]**	**Cable loss [dB]**	**AMP [dB]**	**Level [dBµV/m]**	**Limit [dBµV/m]**	**Margin [dB]**	**Detector**	**Polarity**
1	5146.283	35.56	33.40	6.57	-30.06	45.47	54.0	8.53	AV	Vertical

Note:
1. Level = Reading + Cable loss + Antenna Factor + AMP
2. If Peak Result complies with AV limit, AV Result is deemed to comply with AV limit.
3. Test setup: RBW: 1 MHz, VBW: 3 MHz, Sweep time: auto.

TR-4-E-009 Radiated Emission Test Result

Test Date:	2024-07-16	**Tested By**:	GenLiu
EUT:	4K OTT BOX	**Model Number**:	DV9187
Test Mode:	11A ANT1 TX 5320MHz mode	**Power Supply**:	AC 120V/60Hz
Condition:	Temp:24.5°C;Humi:47.4%	**Test Site**:	DDT 3# Chamber
File Path:	d:\ts\2024 report data\Q24062520-1E\FCC ABOVE1G 5G WIFI BIANDAI\33		
Memo:	Sample Number:S24052520-001 Power Setting:86		

Test Graph

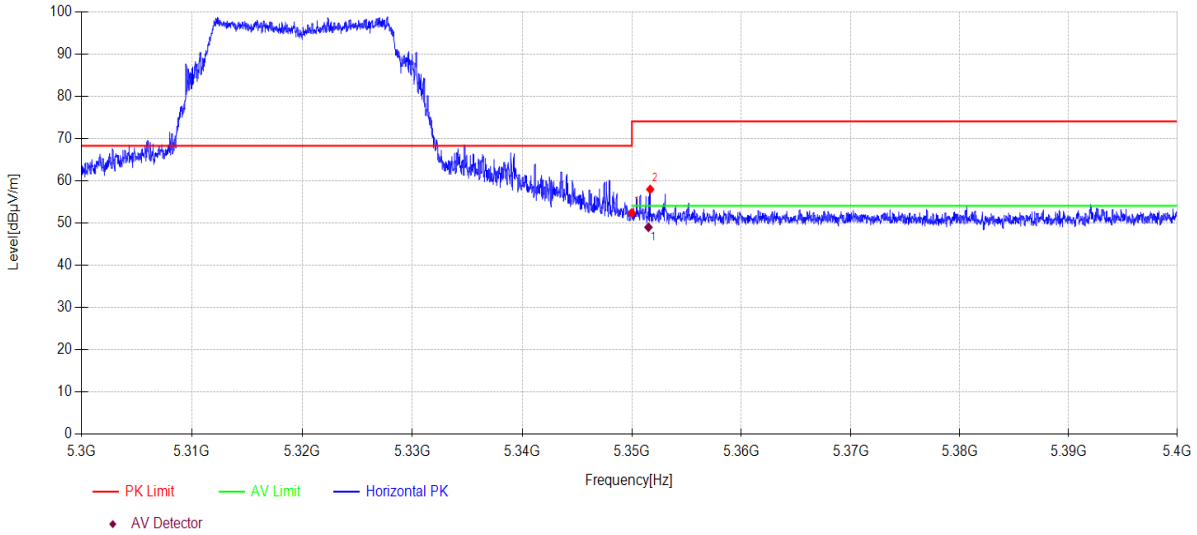

Data List										
NO.	**Freq. [MHz]**	**Reading [dBµV/m]**	**Antenna Factor [dB]**	**Cable loss [dB]**	**AMP [dB]**	**Level [dBµV/m]**	**Limit [dBµV/m]**	**Margin [dB]**	**Detector**	**Polarity**
1	5350.000	43.86	33.10	5.41	-30.03	52.34	68.20	15.86	PK	Horizontal
2	5351.670	49.43	33.10	5.41	-30.03	57.91	74.00	16.09	PK	Horizontal

Data List										
NO.	**Freq. [MHz]**	**Reading [dBµV/m]**	**Antenna Factor [dB]**	**Cable loss [dB]**	**AMP [dB]**	**Level [dBµV/m]**	**Limit [dBµV/m]**	**Margin [dB]**	**Detector**	**Polarity**
1	5351.513	39.19	33.10	6.67	-30.03	48.93	54.0	5.07	AV	Horizontal

Note:
1. Level = Reading + Cable loss + Antenna Factor + AMP
2. If Peak Result complies with AV limit, AV Result is deemed to comply with AV limit.
3. Test setup: RBW: 1 MHz, VBW: 3 MHz, Sweep time: auto.

TR-4-E-009 Radiated Emission Test Result

Test Date:	2024-07-16	**Tested By**:	GenLiu
EUT:	4K OTT BOX	**Model Number**:	DV9187
Test Mode:	11A ANT1 TX 5320MHz mode	**Power Supply**:	AC 120V/60Hz
Condition:	Temp:24.5°C;Humi:47.4%	**Test Site**:	DDT 3# Chamber
File Path:	d:\ts\2024 report data\Q24062520-1E\FCC ABOVE1G 5G WIFI BIANDAI\34		
Memo:	Sample Number:S24052520-001 Power Setting:86		

Test Graph

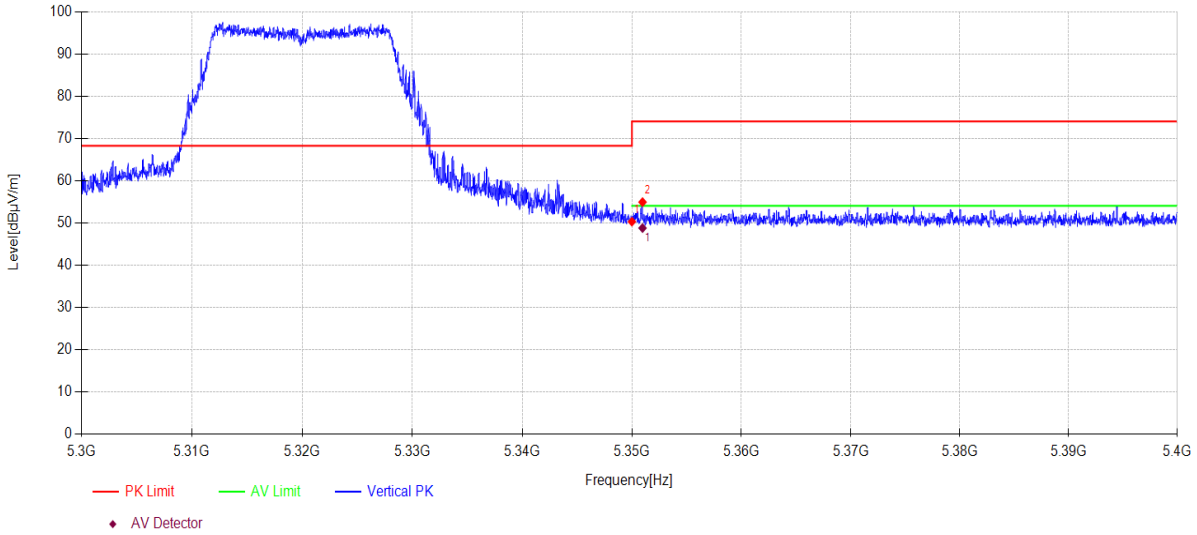

Data List										
NO.	**Freq. [MHz]**	**Reading [dBµV/m]**	**Antenna Factor [dB]**	**Cable loss [dB]**	**AMP [dB]**	**Level [dBµV/m]**	**Limit [dBµV/m]**	**Margin [dB]**	**Detector**	**Polarity**
1	5350.000	41.77	33.10	5.41	-30.03	50.25	68.20	17.95	PK	Vertical
2	5350.970	46.40	33.10	5.41	-30.03	54.88	74.00	19.12	PK	Vertical

Data List										
NO.	**Freq. [MHz]**	**Reading [dBµV/m]**	**Antenna Factor [dB]**	**Cable loss [dB]**	**AMP [dB]**	**Level [dBµV/m]**	**Limit [dBµV/m]**	**Margin [dB]**	**Detector**	**Polarity**
1	5350.970	40.26	33.10	5.41	-30.03	48.74	54.0	5.26	AV	Vertical

Note:
1. Level = Reading + Cable loss + Antenna Factor + AMP
2. If Peak Result complies with AV limit, AV Result is deemed to comply with AV limit.
3. Test setup: RBW: 1 MHz, VBW: 3 MHz, Sweep time: auto.

TR-4-E-009 Radiated Emission Test Result

Test Date:	2024-07-16	**Tested By**:	GenLiu
EUT:	4K OTT BOX	**Model Number**:	DV9187
Test Mode:	11A ANT2 TX 5320MHz mode	**Power Supply**:	AC 120V/60Hz
Condition:	Temp:24.5°C;Humi:47.4%	**Test Site**:	DDT 3# Chamber
File Path:	d:\ts\2024 report data\Q24062520-1E\FCC ABOVE1G 5G WIFI BIANDAI\31		
Memo:	Sample Number:S24052520-001 Power Setting:86		

Test Graph

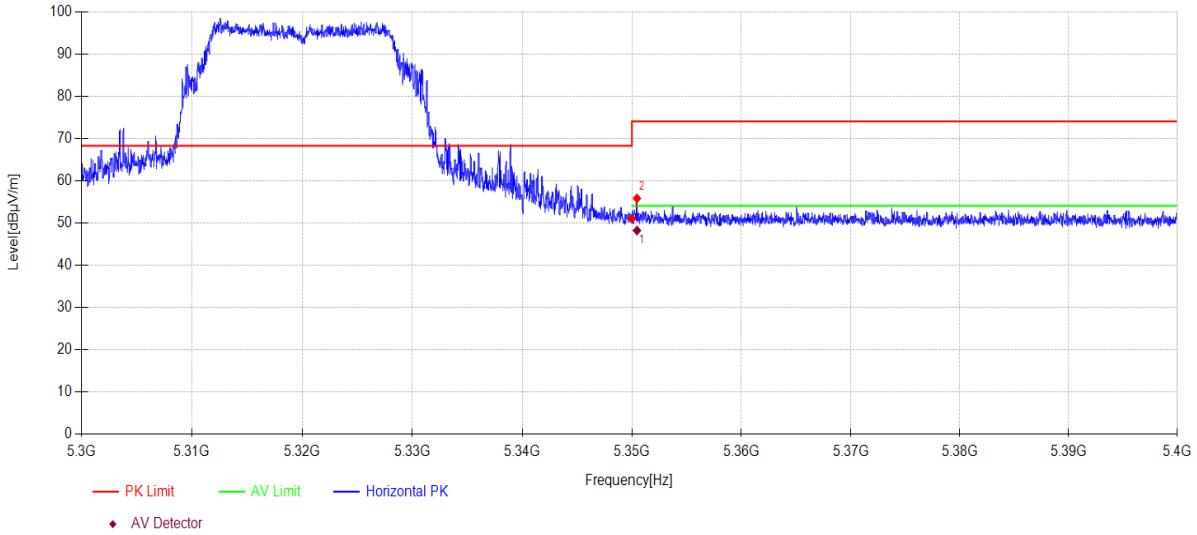

Data List										
N O.	**Freq. [MHz]**	**Reading [dBµV/m]**	**Antenna Factor [dB]**	**Cable loss [dB]**	**AMP [dB]**	**Level [dBµV/m]**	**Limit [dBµV/m]**	**Margin [dB]**	**Detector**	**Polarity**
1	5350.000	42.45	33.10	5.41	-30.03	50.93	68.20	17.27	PK	Horizontal
2	5350.460	47.29	33.10	5.41	-30.03	55.77	74.00	18.23	PK	Horizontal

Data List										
N O.	**Freq. [MHz]**	**Reading [dBµV/m]**	**Antenna Factor [dB]**	**Cable loss [dB]**	**AMP [dB]**	**Level [dBµV/m]**	**Limit [dBµV/m]**	**Margin [dB]**	**Detector**	**Polarity**
1	5350.460	39.68	33.10	5.41	-30.03	48.16	54.0	5.84	AV	Horizontal

Note:
1. Level = Reading + Cable loss + Antenna Factor + AMP
2. If Peak Result complies with AV limit, AV Result is deemed to comply with AV limit.
3. Test setup: RBW: 1 MHz, VBW: 3 MHz, Sweep time: auto.

TR-4-E-009 Radiated Emission Test Result

Test Date:	2024-07-16	**Tested By**:	GenLiu
EUT:	4K OTT BOX	**Model Number**:	DV9187
Test Mode:	11A ANT2 TX 5320MHz mode	**Power Supply**:	AC 120V/60Hz
Condition:	Temp:24.5°C;Humi:47.4%	**Test Site**:	DDT 3# Chamber
File Path:	d:\ts\2024 report data\Q24062520-1E\FCC ABOVE1G 5G WIFI BIANDAI\32		
Memo:	Sample Number:S24052520-001 Power Setting:86		

Test Graph

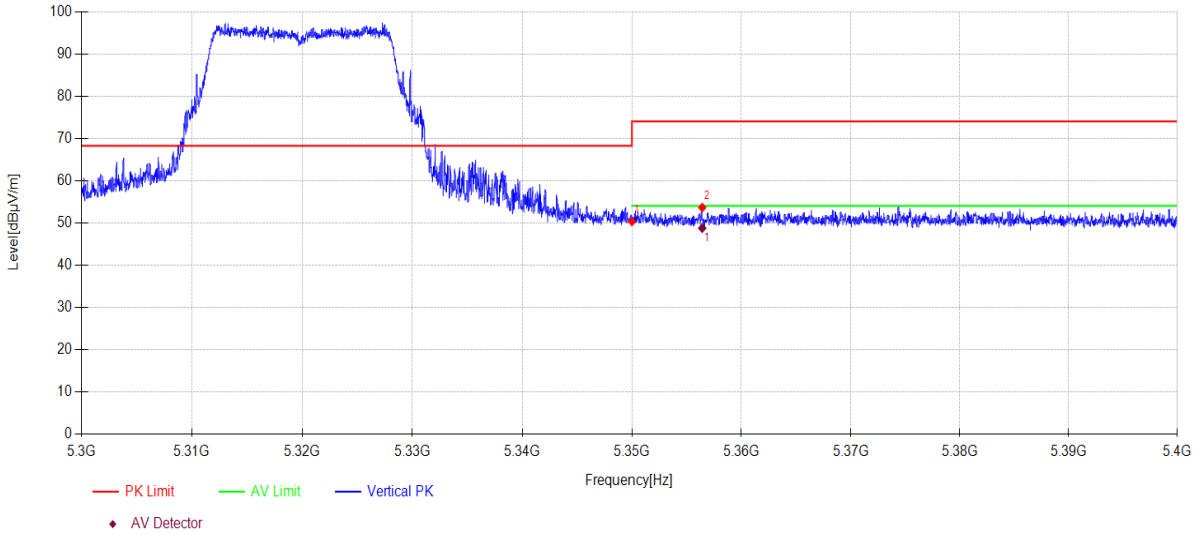

Data List										
NO.	**Freq. [MHz]**	**Reading [dBµV/m]**	**Antenna Factor [dB]**	**Cable loss [dB]**	**AMP [dB]**	**Level [dBµV/m]**	**Limit [dBµV/m]**	**Margin [dB]**	**Detector**	**Polarity**
1	5350.000	41.82	33.10	5.41	-30.03	50.30	68.20	17.90	PK	Vertical
2	5356.420	45.12	33.10	5.42	-30.03	53.61	74.00	20.39	PK	Vertical

Data List										
NO.	**Freq. [MHz]**	**Reading [dBµV/m]**	**Antenna Factor [dB]**	**Cable loss [dB]**	**AMP [dB]**	**Level [dBµV/m]**	**Limit [dBµV/m]**	**Margin [dB]**	**Detector**	**Polarity**
1	5356.420	40.23	33.10	5.42	-30.03	48.72	54.0	5.28	AV	Vertical

Note:
1. Level = Reading + Cable loss + Antenna Factor + AMP
2. If Peak Result complies with AV limit, AV Result is deemed to comply with AV limit.
3. Test setup: RBW: 1 MHz, VBW: 3 MHz, Sweep time: auto.

TR-4-E-009 Radiated Emission Test Result

Test Date:	2024-07-16	**Tested By**:	GenLiu
EUT:	4K OTT BOX	**Model Number**:	DV9187
Test Mode:	11A ANT1 TX 5500MHz mode	**Power Supply**:	AC 120V/60Hz
Condition:	Temp:24.5°C;Humi:47.4%	**Test Site**:	DDT 3# Chamber
File Path:	d:\ts\2024 report data\Q24062520-1E\FCC ABOVE1G 5G WIFI BIANDAI\35		
Memo:	Sample Number:S24052520-001 Power Setting:86		

Test Graph

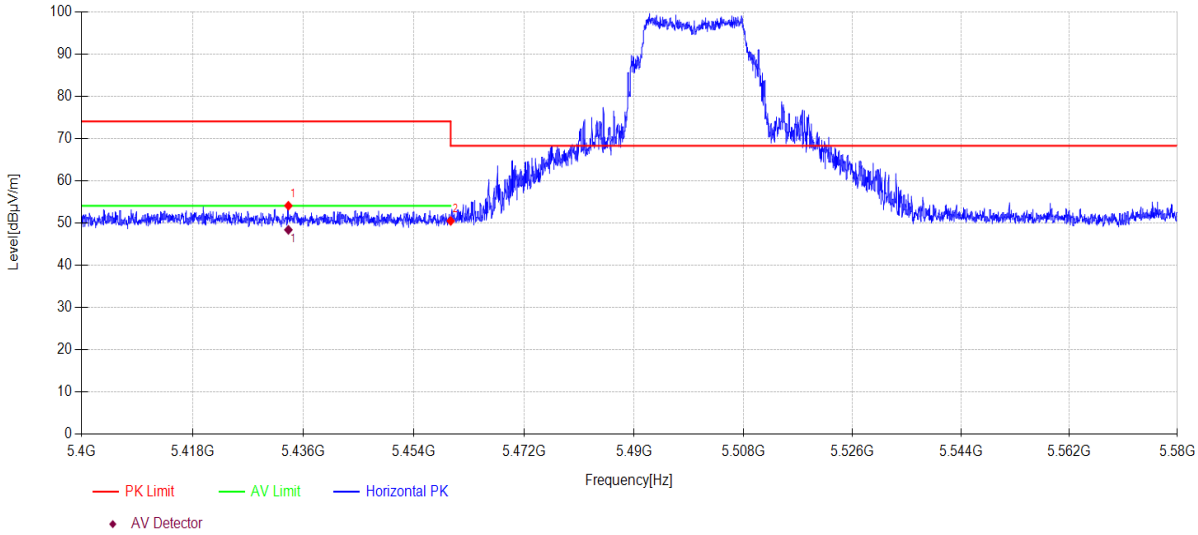

Data List										
NO.	**Freq. [MHz]**	**Reading [dBµV/m]**	**Antenna Factor [dB]**	**Cable loss [dB]**	**AMP [dB]**	**Level [dBµV/m]**	**Limit [dBµV/m]**	**Margin [dB]**	**Detector**	**Polarity**
1	5433.552	45.55	33.03	5.47	-30.02	54.03	74.00	19.97	PK	Horizontal
2	5460.000	41.96	33.00	5.48	-30.02	50.42	68.20	17.78	PK	Horizontal

Data List										
NO.	**Freq. [MHz]**	**Reading [dBµV/m]**	**Antenna Factor [dB]**	**Cable loss [dB]**	**AMP [dB]**	**Level [dBµV/m]**	**Limit [dBµV/m]**	**Margin [dB]**	**Detector**	**Polarity**
1	5433.552	39.84	33.03	5.47	-30.02	48.32	54.0	5.68	AV	Horizontal

Note:
1. Level = Reading + Cable loss + Antenna Factor + AMP
2. If Peak Result complies with AV limit, AV Result is deemed to comply with AV limit.
3. Test setup: RBW: 1 MHz, VBW: 3 MHz, Sweep time: auto.

TR-4-E-009 Radiated Emission Test Result

Test Date:	2024-07-16	**Tested By**:	GenLiu
EUT:	4K OTT BOX	**Model Number**:	DV9187
Test Mode:	11A ANT1 TX 5500MHz mode	**Power Supply**:	AC 120V/60Hz
Condition:	Temp:24.5°C;Humi:47.4%	**Test Site**:	DDT 3# Chamber
File Path:	d:\ts\2024 report data\Q24062520-1E\FCC ABOVE1G 5G WIFI BIANDAI\36		
Memo:	Sample Number:S24052520-001 Power Setting:86		

Test Graph

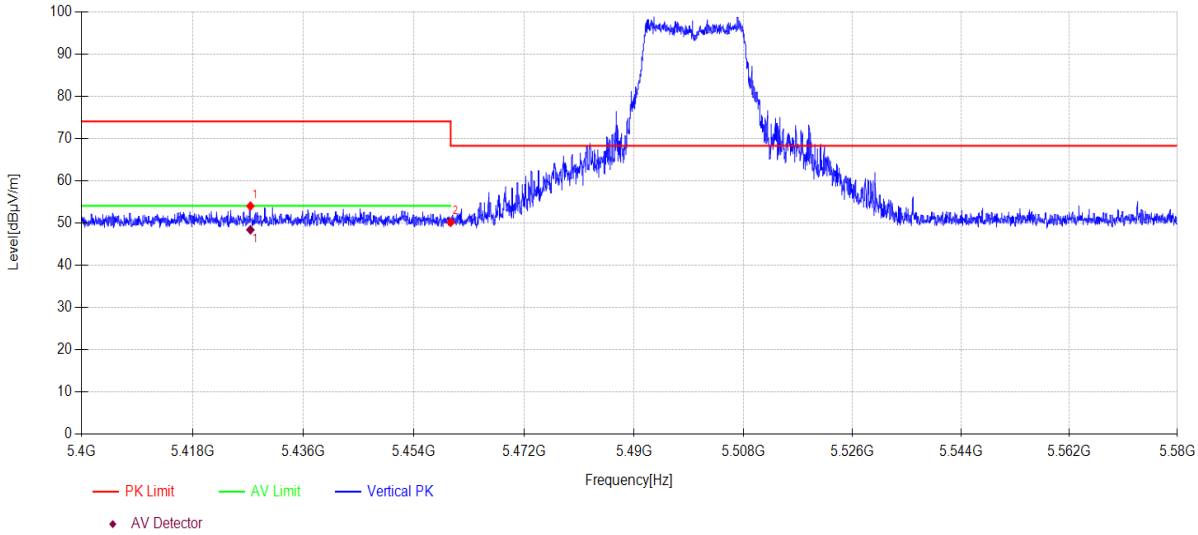

Data List										
NO.	**Freq. [MHz]**	**Reading [dBµV/m]**	**Antenna Factor [dB]**	**Cable loss [dB]**	**AMP [dB]**	**Level [dBµV/m]**	**Limit [dBµV/m]**	**Margin [dB]**	**Detector**	**Polarity**
1	5427.378	45.46	33.05	5.46	-30.02	53.95	74.00	20.05	PK	Vertical
2	5460.000	41.64	33.00	5.48	-30.02	50.10	68.20	18.10	PK	Vertical

Data List										
NO.	**Freq. [MHz]**	**Reading [dBµV/m]**	**Antenna Factor [dB]**	**Cable loss [dB]**	**AMP [dB]**	**Level [dBµV/m]**	**Limit [dBµV/m]**	**Margin [dB]**	**Detector**	**Polarity**
1	5427.378	39.83	33.05	5.46	-30.02	48.32	54.0	5.68	AV	Vertical

Note:
1. Level = Reading + Cable loss + Antenna Factor + AMP
2. If Peak Result complies with AV limit, AV Result is deemed to comply with AV limit.
3. Test setup: RBW: 1 MHz, VBW: 3 MHz, Sweep time: auto.

TR-4-E-009 Radiated Emission Test Result

Test Date:	2024-07-16	**Tested By**:	GenLiu
EUT:	4K OTT BOX	**Model Number**:	DV9187
Test Mode:	11A ANT2 TX 5500MHz mode	**Power Supply**:	AC 120V/60Hz
Condition:	Temp:24.5°C;Humi:47.4%	**Test Site**:	DDT 3# Chamber
File Path:	d:\ts\2024 report data\Q24062520-1E\FCC ABOVE1G 5G WIFI BIANDAI\37		
Memo:	Sample Number:S24052520-001 Power Setting:86		

Test Graph

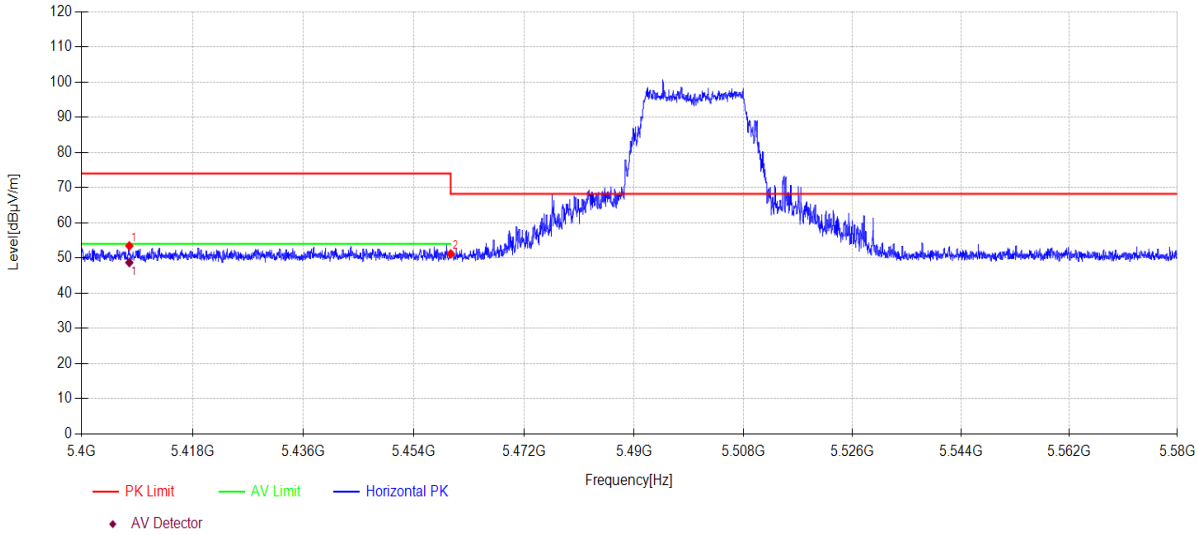

Data List										
NO.	**Freq. [MHz]**	**Reading [dBµV/m]**	**Antenna Factor [dB]**	**Cable loss [dB]**	**AMP [dB]**	**Level [dBµV/m]**	**Limit [dBµV/m]**	**Margin [dB]**	**Detector**	**Polarity**
1	5407.758	44.92	33.08	5.45	-30.03	53.42	74.00	20.58	PK	Horizontal
2	5460.000	42.68	33.00	5.48	-30.02	51.14	68.20	17.06	PK	Horizontal

Data List										
NO.	**Freq. [MHz]**	**Reading [dBµV/m]**	**Antenna Factor [dB]**	**Cable loss [dB]**	**AMP [dB]**	**Level [dBµV/m]**	**Limit [dBµV/m]**	**Margin [dB]**	**Detector**	**Polarity**
1	5407.758	40.18	33.08	5.45	-30.03	48.68	54.0	5.32	AV	Horizontal

Note:
1. Level = Reading + Cable loss + Antenna Factor + AMP
2. If Peak Result complies with AV limit, AV Result is deemed to comply with AV limit.
3. Test setup: RBW: 1 MHz, VBW: 3 MHz, Sweep time: auto.

TR-4-E-009 Radiated Emission Test Result

Test Date:	2024-07-16	**Tested By**:	GenLiu
EUT:	4K OTT BOX	**Model Number**:	DV9187
Test Mode:	11A ANT2 TX 5500MHz mode	**Power Supply**:	AC 120V/60Hz
Condition:	Temp:24.5°C;Humi:47.4%	**Test Site**:	DDT 3# Chamber
File Path:	d:\ts\2024 report data\Q24062520-1E\FCC ABOVE1G 5G WIFI BIANDAI\38		
Memo:	Sample Number:S24052520-001 Power Setting:86		

Test Graph

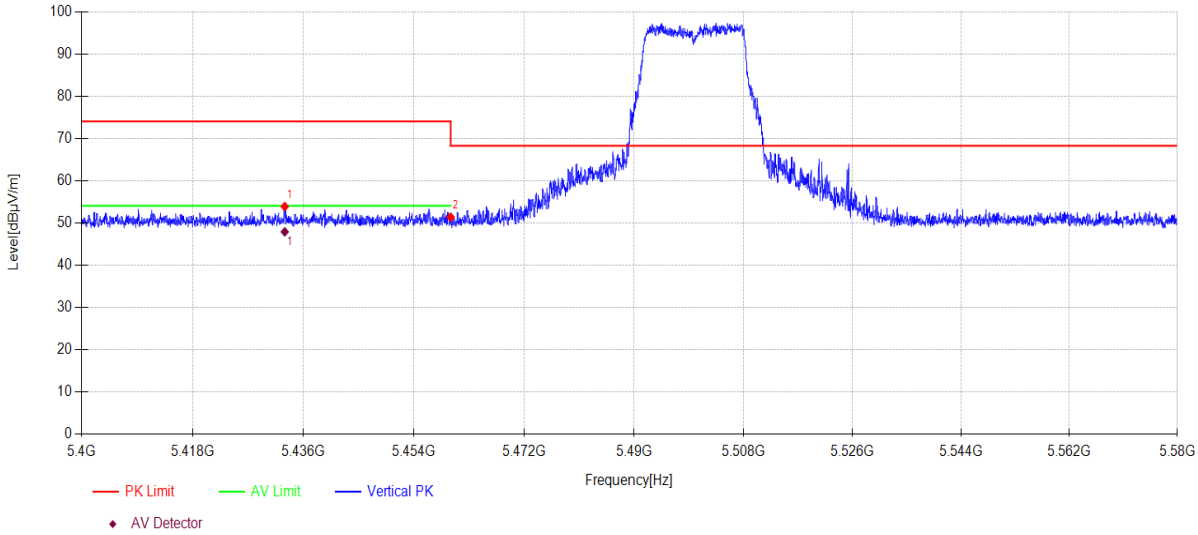

Data List										
NO.	**Freq. [MHz]**	**Reading [dBµV/m]**	**Antenna Factor [dB]**	**Cable loss [dB]**	**AMP [dB]**	**Level [dBµV/m]**	**Limit [dBµV/m]**	**Margin [dB]**	**Detector**	**Polarity**
1	5432.958	45.35	33.03	5.47	-30.02	53.83	74.00	20.17	PK	Vertical
2	5460.000	42.87	33.00	5.48	-30.02	51.33	68.20	16.87	PK	Vertical

Data List										
NO.	**Freq. [MHz]**	**Reading [dBµV/m]**	**Antenna Factor [dB]**	**Cable loss [dB]**	**AMP [dB]**	**Level [dBµV/m]**	**Limit [dBµV/m]**	**Margin [dB]**	**Detector**	**Polarity**
1	5432.958	39.37	33.03	5.47	-30.02	47.85	54.0	6.15	AV	Vertical

Note:
1. Level = Reading + Cable loss + Antenna Factor + AMP
2. If Peak Result complies with AV limit, AV Result is deemed to comply with AV limit.
3. Test setup: RBW: 1 MHz, VBW: 3 MHz, Sweep time: auto.

TR-4-E-009 Radiated Emission Test Result

Test Date:	2024-07-19	**Tested By**:	GenLiu
EUT:	4K OTT BOX	**Model Number**:	DV9187
Test Mode:	11A ANT1 TX 5700MHz mode	**Power Supply**:	AC 120V/60Hz
Condition:	Temp:24.5°C;Humi:47.4%	**Test Site**:	DDT 3# Chamber
File Path:	d:\ts\2024 report data\Q24062520-1E\FCC ABOVE1G 5G WIFI BIANDAI\131		
Memo:	Sample Number:S24052520-001 Power Setting:70		

Test Graph

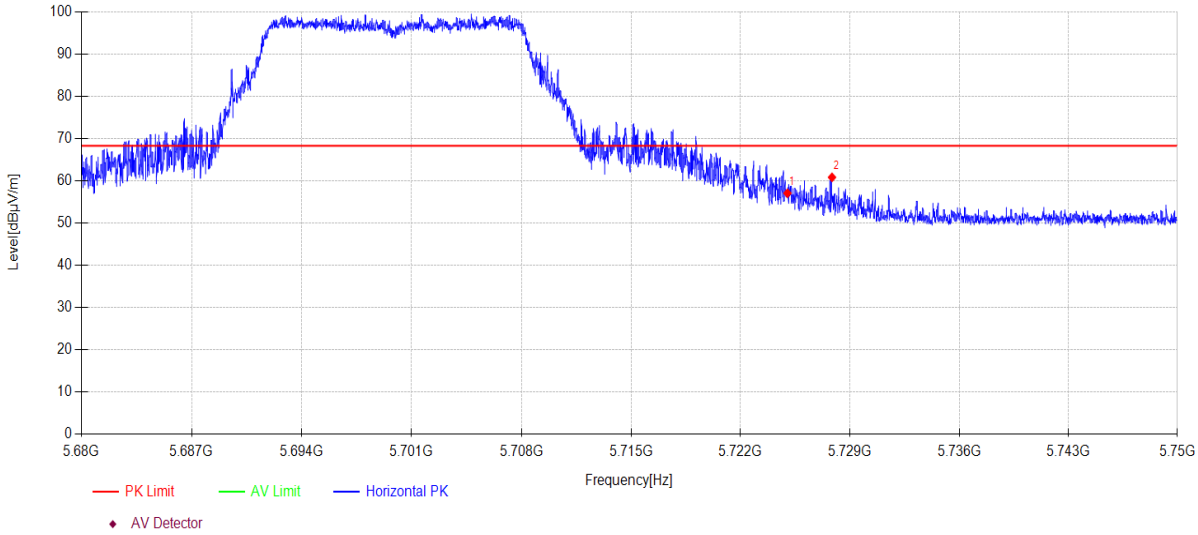

Data List										
N O.	**Freq. [MHz]**	**Reading [dBµV/m]**	**Antenna Factor [dB]**	**Cable loss [dB]**	**AMP [dB]**	**Level [dBµV/m]**	**Limit [dBµV/m]**	**Margin [dB]**	**Detector**	**Polarity**
1	5725.000	47.58	33.75	5.66	-29.99	57.00	68.20	11.20	PK	Horizontal
2	5727.852	51.32	33.77	5.66	-29.99	60.76	68.20	7.44	PK	Horizontal

Note:
1. Level = Reading + Cable loss + Antenna Factor + AMP
2. If Peak Result complies with AV limit, AV Result is deemed to comply with AV limit.
3. Test setup: RBW: 1 MHz, VBW: 3 MHz, Sweep time: auto.

TR-4-E-009 Radiated Emission Test Result

Test Date:	2024-07-19	**Tested By**:	GenLiu
EUT:	4K OTT BOX	**Model Number**:	DV9187
Test Mode:	11A ANT1 TX 5700MHz mode	**Power Supply**:	AC 120V/60Hz
Condition:	Temp:24.5°C;Humi:47.4%	**Test Site**:	DDT 3# Chamber
File Path:	d:\ts\2024 report data\Q24062520-1E\FCC ABOVE1G 5G WIFI BIANDAI\132		
Memo:	Sample Number:S24052520-001 Power Setting:70		

Test Graph

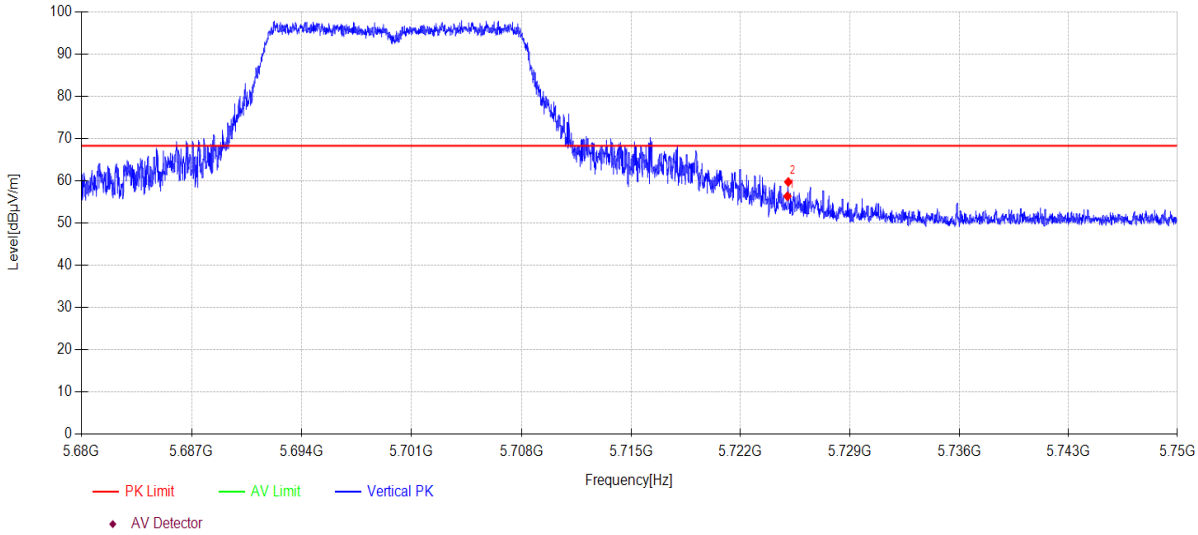

Data List										
N O.	**Freq. [MHz]**	**Reading [dBµV/m]**	**Antenna Factor [dB]**	**Cable loss [dB]**	**AMP [dB]**	**Level [dBµV/m]**	**Limit [dBµV/m]**	**Margin [dB]**	**Detector**	**Polarity**
1	5725.000	46.85	33.75	5.66	-29.99	56.27	68.20	11.93	PK	Vertical
2	5725.052	50.24	33.75	5.66	-29.99	59.66	68.20	8.54	PK	Vertical

Note:
1. Level = Reading + Cable loss + Antenna Factor + AMP
2. If Peak Result complies with AV limit, AV Result is deemed to comply with AV limit.
3. Test setup: RBW: 1 MHz, VBW: 3 MHz, Sweep time: auto.

TR-4-E-009 Radiated Emission Test Result

Test Date:	2024-07-19	**Tested By**:	GenLiu
EUT:	4K OTT BOX	**Model Number**:	DV9187
Test Mode:	11A ANT2 TX 5700MHz mode	**Power Supply**:	AC 120V/60Hz
Condition:	Temp:24.5°C;Humi:47.4%	**Test Site**:	DDT 3# Chamber
File Path:	d:\ts\2024 report data\Q24062520-1E\FCC ABOVE1G 5G WIFI BIANDAI\129		
Memo:	Sample Number:S24052520-001 Power Setting:70		

Test Graph

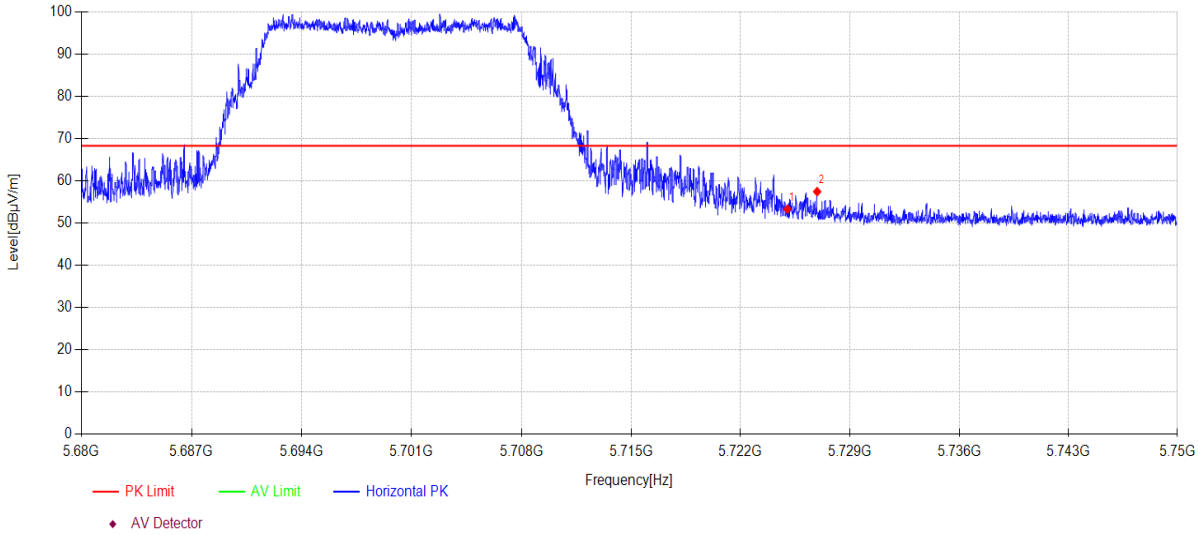

Data List										
N O.	**Freq. [MHz]**	**Reading [dBµV/m]**	**Antenna Factor [dB]**	**Cable loss [dB]**	**AMP [dB]**	**Level [dBµV/m]**	**Limit [dBµV/m]**	**Margin [dB]**	**Detector**	**Polarity**
1	5725.000	43.81	33.75	5.66	-29.99	53.23	68.20	14.97	PK	Horizontal
2	5726.900	47.93	33.76	5.66	-29.99	57.36	68.20	10.84	PK	Horizontal

Note:
1. Level = Reading + Cable loss + Antenna Factor + AMP
2. If Peak Result complies with AV limit, AV Result is deemed to comply with AV limit.
3. Test setup: RBW: 1 MHz, VBW: 3 MHz, Sweep time: auto.

TR-4-E-009 Radiated Emission Test Result

Test Date:	2024-07-19	**Tested By**:	GenLiu
EUT:	4K OTT BOX	**Model Number**:	DV9187
Test Mode:	11A ANT2 TX 5700MHz mode	**Power Supply**:	AC 120V/60Hz
Condition:	Temp:24.5°C;Humi:47.4%	**Test Site**:	DDT 3# Chamber
File Path:	d:\ts\2024 report data\Q24062520-1E\FCC ABOVE1G 5G WIFI BIANDAI\130		
Memo:	Sample Number:S24052520-001 Power Setting:70		

Test Graph

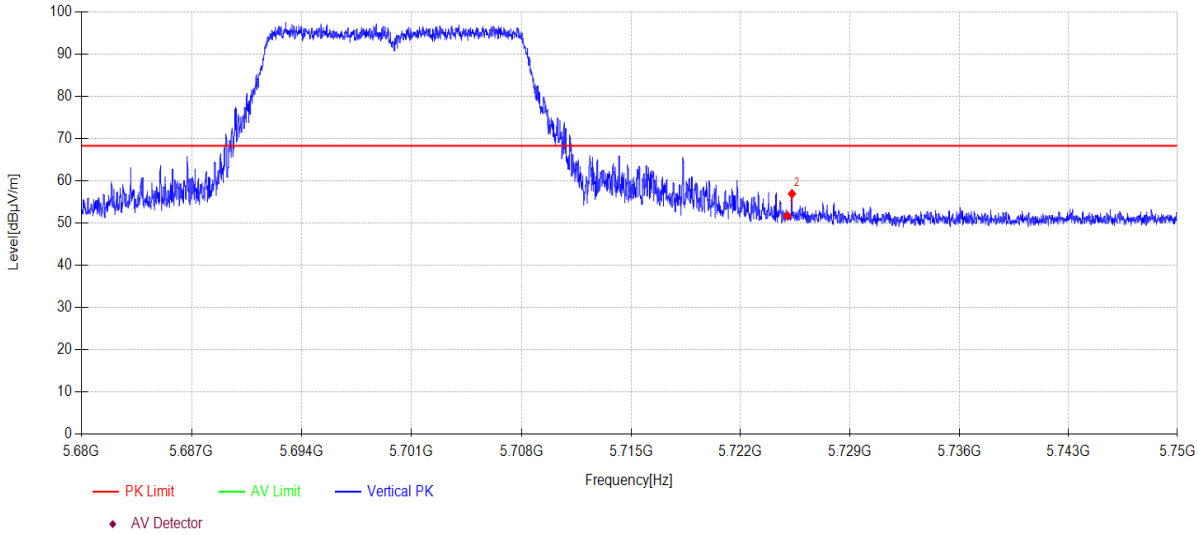

Data List										
N O.	**Freq. [MHz]**	**Reading [dBµV/m]**	**Antenna Factor [dB]**	**Cable loss [dB]**	**AMP [dB]**	**Level [dBµV/m]**	**Limit [dBµV/m]**	**Margin [dB]**	**Detector**	**Polarity**
1	5725.000	42.21	33.75	5.66	-29.99	51.63	68.20	16.57	PK	Vertical
2	5725.290	47.44	33.75	5.66	-29.99	56.86	68.20	11.34	PK	Vertical

Note:
1. Level = Reading + Cable loss + Antenna Factor + AMP
2. If Peak Result complies with AV limit, AV Result is deemed to comply with AV limit.
3. Test setup: RBW: 1 MHz, VBW: 3 MHz, Sweep time: auto.

TR-4-E-009 Radiated Emission Test Result

Test Date:	2024-07-16	**Tested By**:	GenLiu
EUT:	4K OTT BOX	**Model Number**:	DV9187
Test Mode:	N20 ANT1+2 TX 5180MHz mode	**Power Supply**:	AC 120V/60Hz
Condition:	Temp:24.5°C;Humi:47.4%	**Test Site**:	DDT 3# Chamber
File Path:	d:\ts\2024 report data\Q24062520-1E\FCC ABOVE1G 5G WIFI BIANDAI\51		
Memo:	Sample Number:S24052520-001 Power Setting:86		

Test Graph

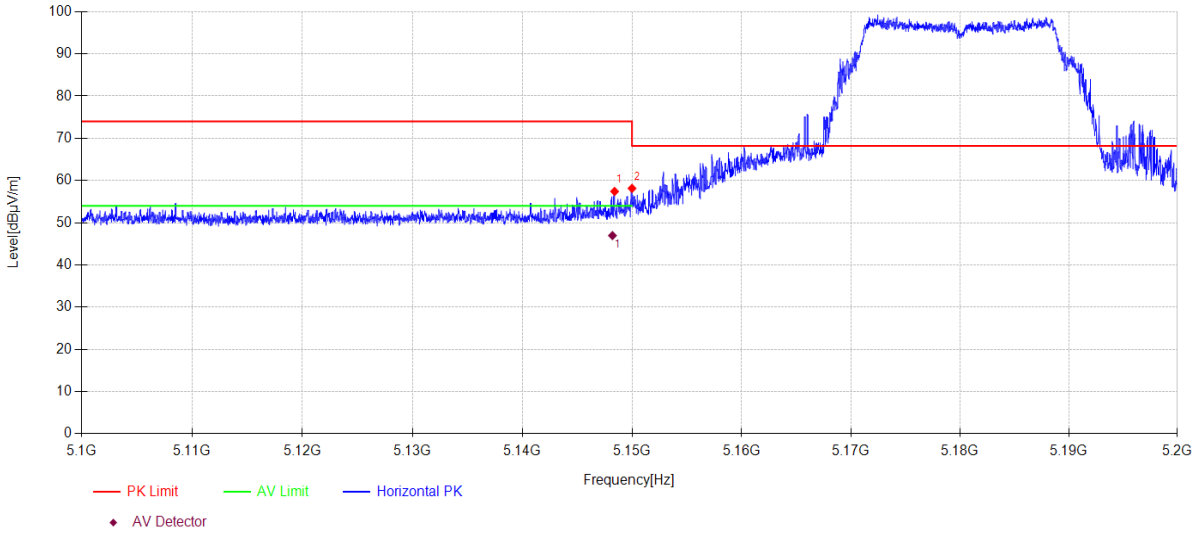

Data List										
NO.	**Freq. [MHz]**	**Reading [dBµV/m]**	**Antenna Factor [dB]**	**Cable loss [dB]**	**AMP [dB]**	**Level [dBµV/m]**	**Limit [dBµV/m]**	**Margin [dB]**	**Detector**	**Polarity**
1	5148.410	48.80	33.40	5.28	-30.06	57.42	74.00	16.58	PK	Horizontal
2	5150.000	49.52	33.40	5.28	-30.06	58.14	68.20	10.06	PK	Horizontal

Data List										
NO.	**Freq. [MHz]**	**Reading [dBµV/m]**	**Antenna Factor [dB]**	**Cable loss [dB]**	**AMP [dB]**	**Level [dBµV/m]**	**Limit [dBµV/m]**	**Margin [dB]**	**Detector**	**Polarity**
1	5148.217	37.04	33.40	6.57	-30.06	46.95	54.0	7.05	AV	Horizontal

Note:
1. Level = Reading + Cable loss + Antenna Factor + AMP
2. If Peak Result complies with AV limit, AV Result is deemed to comply with AV limit.
3. Test setup: RBW: 1 MHz, VBW: 3 MHz, Sweep time: auto.

TR-4-E-009 Radiated Emission Test Result

Test Date:	2024-07-16	**Tested By**:	GenLiu
EUT:	4K OTT BOX	**Model Number**:	DV9187
Test Mode:	N20 ANT1+2 TX 5180MHz mode	**Power Supply**:	AC 120V/60Hz
Condition:	Temp:24.5°C;Humi:47.4%	**Test Site**:	DDT 3# Chamber
File Path:	d:\ts\2024 report data\Q24062520-1E\FCC ABOVE1G 5G WIFI BIANDAI\52		
Memo:	Sample Number:S24052520-001 Power Setting:86		

Test Graph

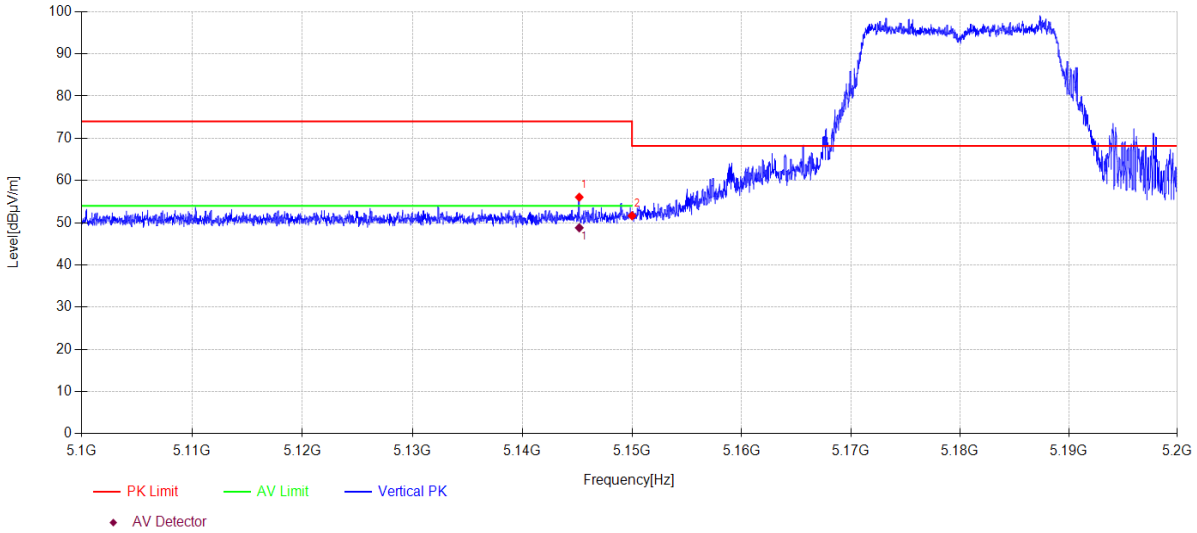

Data List										
NO.	**Freq. [MHz]**	**Reading [dBµV/m]**	**Antenna Factor [dB]**	**Cable loss [dB]**	**AMP [dB]**	**Level [dBµV/m]**	**Limit [dBµV/m]**	**Margin [dB]**	**Detector**	**Polarity**
1	5145.190	47.43	33.40	5.28	-30.06	56.05	74.00	17.95	PK	Vertical
2	5150.000	43.03	33.40	5.28	-30.06	51.65	68.20	16.55	PK	Vertical

Data List										
NO.	**Freq. [MHz]**	**Reading [dBµV/m]**	**Antenna Factor [dB]**	**Cable loss [dB]**	**AMP [dB]**	**Level [dBµV/m]**	**Limit [dBµV/m]**	**Margin [dB]**	**Detector**	**Polarity**
1	5145.190	40.19	33.40	5.28	-30.06	48.81	54.0	5.19	AV	Vertical

Note:
1. Level = Reading + Cable loss + Antenna Factor + AMP
2. If Peak Result complies with AV limit, AV Result is deemed to comply with AV limit.
3. Test setup: RBW: 1 MHz, VBW: 3 MHz, Sweep time: auto.

TR-4-E-009 Radiated Emission Test Result

Test Date:	2024-07-16	**Tested By**:	GenLiu
EUT:	4K OTT BOX	**Model Number**:	DV9187
Test Mode:	N20 ANT1+2 TX 5320MHz mode	**Power Supply**:	AC 120V/60Hz
Condition:	Temp:24.5°C;Humi:47.4%	**Test Site**:	DDT 3# Chamber
File Path:	d:\ts\2024 report data\Q24062520-1E\FCC ABOVE1G 5G WIFI BIANDAI\53		
Memo:	Sample Number:S24052520-001 Power Setting:86		

Test Graph

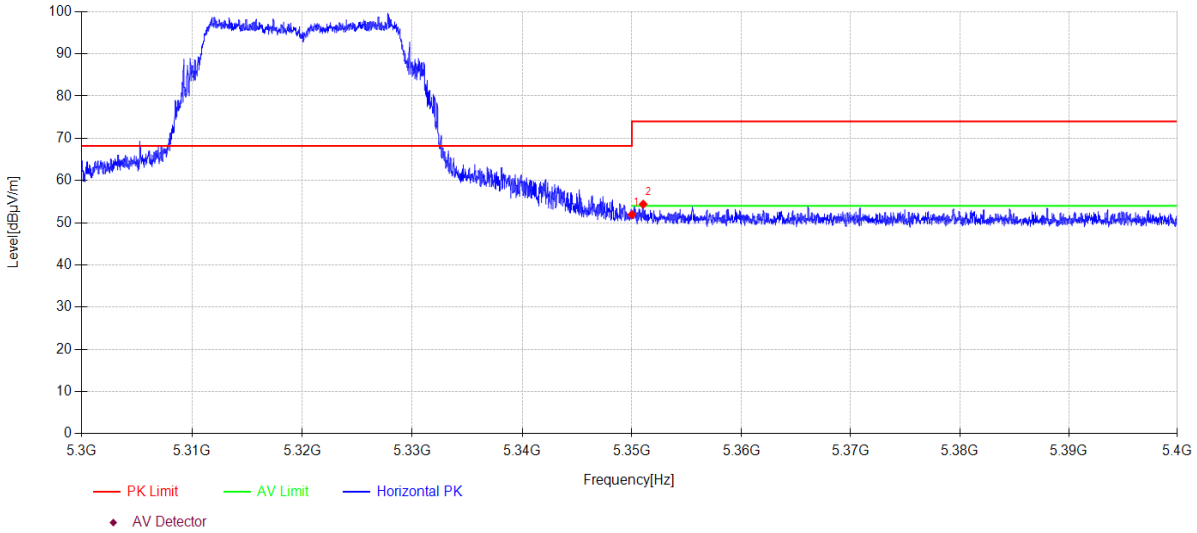

Data List										
N O.	**Freq. [MHz]**	**Reading [dBµV/m]**	**Antenna Factor [dB]**	**Cable loss [dB]**	**AMP [dB]**	**Level [dBµV/m]**	**Limit [dBµV/m]**	**Margin [dB]**	**Detector**	**Polarity**
1	5350.000	43.45	33.10	5.41	-30.03	51.93	68.20	16.27	PK	Horizontal
2	5351.030	45.90	33.10	5.41	-30.03	54.38	74.00	19.62	PK	Horizontal

Note:
1. Level = Reading + Cable loss + Antenna Factor + AMP
2. If Peak Result complies with AV limit, AV Result is deemed to comply with AV limit.
3. Test setup: RBW: 1 MHz, VBW: 3 MHz, Sweep time: auto.