Mode: Mode 1/ IEEE 802.11ac VHT40 SDM
Temp. /Hum.:20.5℃/70%RH
Test Engineer: Zhang Zishan

Channel :5710MHz
Power supply:AC120V/60Hz
Test Date: 2023-04-21

Suspected Data List									
NO.	Freq. [MHz]	Reading [dBμV/m]	Level [dBμV/m]	Factor [dB]	Limit [dBμV/m]	Margin [dB]	Height [cm]	Angle [°]	Polarity
1	1065.45	62.89	38.45	-24.44	74.00	35.55	100	130	Horizontal
2	2653.3	64.17	45.22	-18.95	68.30	23.08	200	41	Horizontal
3	4000.25	61.91	47.86	-14.05	74.00	26.14	200	171	Horizontal
4	4221.35	66.41	53.05	-13.36	74.00	20.95	200	191	Horizontal
5	6088.05	55.10	48.75	-6.35	68.30	19.55	200	31	Horizontal
6	15020.35	45.30	53.49	8.19	68.30	14.81	100	360	Horizontal

AV Final Data List									
NO.	Freq. [MHz]	Factor [dB]	AV Reading [dBμV/m]	AV Value [dBμV/m]	AV Limit [dBμV/m]	AV Margin [dB]	Height [cm]	Angle [°]	Polarity
1	4221.35	-13.36	46.22	32.86	54.00	21.14	200	191	Horizontal

Suspected Data List									
NO.	Freq. [MHz]	Reading [dBμV/m]	Level [dBμV/m]	Factor [dB]	Limit [dBμV/m]	Margin [dB]	Height [cm]	Angle [°]	Polarity
1	1057.2	64.05	38.96	-25.09	74.00	35.04	100	161	Vertical
2	2654.4	71.79	52.75	-19.04	68.30	15.55	100	191	Vertical
3	3194.5	62.52	45.25	-17.27	68.30	23.05	200	172	Vertical
4	5050.2	56.48	47.98	-8.50	74.00	26.02	100	343	Vertical
5	5962.1	58.00	51.58	-6.42	68.30	16.72	100	315	Vertical
6	17896.5	45.86	53.26	7.40	74.00	20.74	100	167	Vertical

AV Final Data List									
NO.	Freq. [MHz]	Factor [dB]	AV Reading [dBμV/m]	AV Value [dBμV/m]	AV Limit [dBμV/m]	AV Margin [dB]	Height [cm]	Angle [°]	Polarity
1	17896.5	7.40	34.58	41.98	54.00	12.02	100	167	Vertical

Mode: Mode 1/ IEEE 802.11ac VHT40 SDM
Temp. /Hum.:20.5℃/70%RH
Test Engineer: Zhang Zishan

Channel :5755MHz
Power supply:AC120V/60Hz
Test Date: 2023-04-21

Suspected Data List									
NO.	Freq. [MHz]	Reading [dBμV/m]	Level [dBμV/m]	Factor [dB]	Limit [dBμV/m]	Margin [dB]	Height [cm]	Angle [°]	Polarity
1	1062.15	60.36	35.89	-24.47	74.00	38.11	200	142	Horizontal
2	2638.45	63.47	44.50	-18.97	68.30	23.80	200	39	Horizontal
3	4000.25	62.02	47.97	-14.05	74.00	26.03	200	132	Horizontal
4	4221.35	67.90	54.54	-13.36	74.00	19.46	200	132	Horizontal
5	6110.6	55.82	49.54	-6.28	68.30	18.76	200	343	Horizontal
6	15044.5	45.04	52.90	7.86	68.30	15.40	100	126	Horizontal

AV Final Data List									
NO.	Freq. [MHz]	Factor [dB]	AV Reading [dBμV/m]	AV Value [dBμV/m]	AV Limit [dBμV/m]	AV Margin [dB]	Height [cm]	Angle [°]	Polarity
1	4221.35	-13.36	48.27	34.91	54.00	19.09	200	132	Horizontal

Suspected Data List									
NO.	Freq. [MHz]	Reading [dBμV/m]	Level [dBμV/m]	Factor [dB]	Limit [dBμV/m]	Margin [dB]	Height [cm]	Angle [°]	Polarity
1	1064.35	64.62	39.42	-25.20	74.00	34.58	100	181	Vertical
2	1873.95	60.56	38.37	-22.19	68.30	29.93	100	192	Vertical
3	2639	67.74	48.61	-19.13	68.30	19.69	100	202	Vertical
4	2929.4	63.72	45.91	-17.81	68.30	22.39	200	152	Vertical
5	6199.15	58.67	52.57	-6.10	68.30	15.73	100	39	Vertical
6	13854.25	45.46	53.49	8.03	68.30	14.81	100	147	Vertical

---------- The following blanks ----------

Mode: Mode 1/ IEEE 802.11ac VHT40 SDM
Temp. /Hum.:20.5℃/70%RH
Test Engineer: Zhang Zishan

Channel :5795MHz
Power supply:AC120V/60Hz
Test Date: 2023-04-21

Suspected Data List									
NO.	Freq. [MHz]	Reading [dBμV/m]	Level [dBμV/m]	Factor [dB]	Limit [dBμV/m]	Margin [dB]	Height [cm]	Angle [°]	Polarity
1	1065.45	60.53	35.27	-25.26	74.00	38.73	200	323	Horizontal
2	4251.05	67.34	53.28	-14.06	74.00	20.72	200	12	Horizontal
3	5789.4	58.63	50.60	-8.03	68.30	17.70	200	98	Horizontal
4	6970.35	53.19	49.40	-3.79	68.30	18.90	100	308	Horizontal
5	9863.75	47.01	51.52	4.51	68.30	16.78	100	243	Horizontal
6	15001.95	46.54	53.98	7.44	68.30	14.32	200	103	Horizontal

AV Final Data List									
NO.	Freq. [MHz]	Factor [dB]	AV Reading [dBμV/m]	AV Value [dBμV/m]	AV Limit [dBμV/m]	AV Margin [dB]	Height [cm]	Angle [°]	Polarity
1	4260.0938	-14.06	48.68	34.62	54.00	19.38	164	170.4	Horizontal

Suspected Data List									
NO.	Freq. [MHz]	Reading [dBμV/m]	Level [dBμV/m]	Factor [dB]	Limit [dBμV/m]	Margin [dB]	Height [cm]	Angle [°]	Polarity
1	1061.05	64.20	41.09	-23.11	74.00	32.91	200	345	Vertical
2	1374.55	60.48	38.44	-22.04	74.00	35.56	100	1	Vertical
3	3193.95	60.26	42.64	-17.62	68.30	25.66	200	0	Vertical
4	5900.5	61.38	54.14	-7.24	68.30	14.16	200	127	Vertical
5	9747.6	48.35	52.65	4.30	68.30	15.65	100	68	Vertical
6	14882.35	45.94	53.02	7.08	68.30	15.28	200	78	Vertical

---------- The following blanks ----------

Mode: Mode 1/ IEEE 802.11ax HE80 SDM
Temp. /Hum.:20.5℃/70%RH
Test Engineer: Zhang Zishan

Channel :5210MHz
Power supply:AC120V/60Hz
Test Date: 2023-04-21

Suspected Data List									
NO.	Freq. [MHz]	Reading [dBμV/m]	Level [dBμV/m]	Factor [dB]	Limit [dBμV/m]	Margin [dB]	Height [cm]	Angle [°]	Polarity
1	1064.35	64.98	40.62	-24.36	74.00	33.38	100	360	Horizontal
2	2639.55	60.70	43.19	-17.51	68.30	25.11	200	319	Horizontal
3	4226.85	65.92	53.92	-12.00	74.00	20.08	200	16	Horizontal
4	5109.05	60.21	53.69	-6.52	74.00	20.31	100	169	Horizontal
5	10430.7	54.75	57.72	2.97	68.30	10.58	100	38	Horizontal
6	17452.6	47.31	55.14	7.83	68.30	13.16	100	15	Horizontal

AV Final Data List									
NO.	Freq. [MHz]	Factor [dB]	AV Reading [dBμV/m]	AV Value [dBμV/m]	AV Limit [dBμV/m]	AV Margin [dB]	Height [cm]	Angle [°]	Polarity
1	4226.85	-12.00	57.61	45.61	54.00	8.39	200	16	Horizontal
2	5109.05	-6.52	50.31	43.79	54.00	10.21	100	169	Horizontal

Suspected Data List									
NO.	Freq. [MHz]	Reading [dBμV/m]	Level [dBμV/m]	Factor [dB]	Limit [dBμV/m]	Margin [dB]	Height [cm]	Angle [°]	Polarity
1	1058.85	62.92	40.62	-22.30	74.00	33.38	100	15	Vertical
2	2641.75	66.36	49.36	-17.00	68.30	18.94	100	15	Vertical
3	3187.9	63.79	47.93	-15.86	68.30	20.37	200	15	Vertical
4	5081.55	65.93	58.84	-7.09	74.00	15.16	200	90	Vertical
5	10431.85	57.78	61.30	3.52	68.30	7.00	100	9	Vertical
6	17488.25	47.04	56.24	9.20	68.30	12.06	200	131	Vertical

AV Final Data List									
NO.	Freq. [MHz]	Factor [dB]	AV Reading [dBμV/m]	AV Value [dBμV/m]	AV Limit [dBμV/m]	AV Margin [dB]	Height [cm]	Angle [°]	Polarity
1	5056.8413	-7.09	57.33	50.24	54.00	3.76	144	85.1	Vertical

Mode: Mode 1/ IEEE 802.11ax HE80 SDM
Temp. /Hum.:20.5℃/70%RH
Test Engineer: Zhang Zishan

Channel :5290MHz
Power supply:AC120V/60Hz
Test Date: 2023-04-21

Suspected Data List									
NO.	Freq. [MHz]	Reading [dBμV/m]	Level [dBμV/m]	Factor [dB]	Limit [dBμV/m]	Margin [dB]	Height [cm]	Angle [°]	Polarity
1	1057.75	61.55	37.19	-24.36	74.00	36.81	100	15	Horizontal
2	2188	57.52	39.79	-17.73	68.30	28.51	100	239	Horizontal
3	2642.85	61.20	43.71	-17.49	68.30	24.59	200	16	Horizontal
4	4231.25	65.53	53.54	-11.99	74.00	20.46	200	310	Horizontal
5	10590.55	50.88	53.48	2.60	68.30	14.82	100	162	Horizontal
6	17538.85	47.22	54.77	7.55	68.30	13.53	200	165	Horizontal

AV Final Data List									
NO.	Freq. [MHz]	Factor [dB]	AV Reading [dBμV/m]	AV Value [dBμV/m]	AV Limit [dBμV/m]	AV Margin [dB]	Height [cm]	Angle [°]	Polarity
1	4231.25	-11.99	58.69	46.70	54.00	7.30	200	310	Horizontal

Suspected Data List									
NO.	Freq. [MHz]	Reading [dBμV/m]	Level [dBμV/m]	Factor [dB]	Limit [dBμV/m]	Margin [dB]	Height [cm]	Angle [°]	Polarity
1	2652.75	62.35	45.51	-16.84	68.30	22.79	100	17	Vertical
2	3173.05	63.74	47.91	-15.83	68.30	20.39	100	38	Vertical
3	5054.6	61.74	54.08	-7.66	74.00	19.92	100	70	Vertical
4	5421.45	62.52	55.61	-6.91	74.00	18.39	100	245	Vertical
5	10590.55	55.65	57.70	2.05	68.30	10.60	100	54	Vertical
6	17507.8	46.98	56.18	9.20	68.30	12.12	200	131	Vertical

AV Final Data List									
NO.	Freq. [MHz]	Factor [dB]	AV Reading [dBμV/m]	AV Value [dBμV/m]	AV Limit [dBμV/m]	AV Margin [dB]	Height [cm]	Angle [°]	Polarity
1	5054.6	-7.66	54.36	46.70	54.00	7.30	100	70	Vertical
2	5420.8228	-6.91	55.14	48.23	54.00	5.77	142	224.7	Vertical

Mode: Mode 1/ IEEE 802.11ax HE80 SDM
Temp. /Hum.:20.5℃/70%RH
Test Engineer: Zhang Zishan

Channel :5530MHz
Power supply:AC120V/60Hz
Test Date: 2023-04-21

Suspected Data List									
NO.	Freq. [MHz]	Reading [dBμV/m]	Level [dBμV/m]	Factor [dB]	Limit [dBμV/m]	Margin [dB]	Height [cm]	Angle [°]	Polarity
1	1057.75	65.74	40.39	-25.35	74.00	33.61	200	345	Horizontal
2	2647.8	63.64	44.50	-19.14	68.30	23.80	100	87	Horizontal
3	4000.25	62.29	47.67	-14.62	74.00	26.33	200	0	Horizontal
4	4263.15	67.58	53.44	-14.14	74.00	20.56	200	8	Horizontal
5	5288.35	62.39	51.98	-10.41	68.30	16.32	200	312	Horizontal
6	17564.15	47.99	55.16	7.17	68.30	13.14	100	111	Horizontal

AV Final Data List									
NO.	Freq. [MHz]	Factor [dB]	AV Reading [dBμV/m]	AV Value [dBμV/m]	AV Limit [dBμV/m]	AV Margin [dB]	Height [cm]	Angle [°]	Polarity
1	4263.15	-14.14	57.39	43.25	54.00	10.75	200	8	Horizontal

Suspected Data List									
NO.	Freq. [MHz]	Reading [dBμV/m]	Level [dBμV/m]	Factor [dB]	Limit [dBμV/m]	Margin [dB]	Height [cm]	Angle [°]	Polarity
1	2640.1	68.76	50.08	-18.68	68.30	18.22	100	345	Vertical
2	3178	66.04	48.76	-17.28	68.30	19.54	100	38	Vertical
3	5430.25	62.81	52.89	-9.92	74.00	21.11	100	290	Vertical
4	5870.25	59.48	52.19	-7.29	68.30	16.11	100	235	Vertical
5	11043.65	49.61	54.03	4.42	74.00	19.97	100	342	Vertical
6	17505.5	46.60	55.86	9.26	68.30	12.44	200	180	Vertical

AV Final Data List									
NO.	Freq. [MHz]	Factor [dB]	AV Reading [dBμV/m]	AV Value [dBμV/m]	AV Limit [dBμV/m]	AV Margin [dB]	Height [cm]	Angle [°]	Polarity
1	5430.25	-9.92	55.62	45.70	54.00	8.30	100	290	Vertical
2	11070.3418	4.42	40.47	44.89	54.00	9.11	100	341.7	Vertical

Mode: Mode 1/ IEEE 802.11ax HE80 SDM
Temp. /Hum.:20.5℃/70%RH
Test Engineer: Zhang Zishan

Channel :5610MHz
Power supply:AC120V/60Hz
Test Date: 2023-04-21

Suspected Data List									
NO.	Freq. [MHz]	Reading [dBμV/m]	Level [dBμV/m]	Factor [dB]	Limit [dBμV/m]	Margin [dB]	Height [cm]	Angle [°]	Polarity
1	1059.4	66.33	40.97	-25.36	74.00	33.03	100	0	Horizontal
2	2663.75	65.55	46.26	-19.29	68.30	22.04	200	38	Horizontal
3	4000.25	62.31	47.69	-14.62	74.00	26.31	200	344	Horizontal
4	4237.85	66.94	52.72	-14.22	74.00	21.28	200	15	Horizontal
5	5288.9	62.87	52.46	-10.41	68.30	15.84	200	311	Horizontal
6	17434.2	47.35	54.86	7.51	68.30	13.44	200	15	Horizontal

AV Final Data List									
NO.	Freq. [MHz]	Factor [dB]	AV Reading [dBμV/m]	AV Value [dBμV/m]	AV Limit [dBμV/m]	AV Margin [dB]	Height [cm]	Angle [°]	Polarity
1	4237.85	-14.22	57.69	43.47	54.00	10.53	200	15	Horizontal

Suspected Data List									
NO.	Freq. [MHz]	Reading [dBμV/m]	Level [dBμV/m]	Factor [dB]	Limit [dBμV/m]	Margin [dB]	Height [cm]	Angle [°]	Polarity
1	1058.85	64.58	41.28	-23.30	74.00	32.72	200	53	Vertical
2	2654.4	66.43	47.89	-18.54	68.30	20.41	100	344	Vertical
3	2927.2	64.53	46.57	-17.96	68.30	21.73	100	344	Vertical
4	3172.5	64.81	47.53	-17.28	68.30	20.77	100	9	Vertical
5	5764.1	61.58	53.80	-7.78	68.30	14.50	200	185	Vertical
6	17490.55	47.64	56.88	9.24	68.30	11.42	200	157	Vertical

---------- The following blanks ----------

Mode: Mode 1/ IEEE 802.11ax HE80 SDM
Temp. /Hum.:20.5℃/70%RH
Test Engineer: Zhang Zishan

Channel :5690MHz
Power supply:AC120V/60Hz
Test Date: 2023-04-21

Suspected Data List									
NO.	Freq. [MHz]	Reading [dBμV/m]	Level [dBμV/m]	Factor [dB]	Limit [dBμV/m]	Margin [dB]	Height [cm]	Angle [°]	Polarity
1	1064.9	63.65	39.20	-24.45	74.00	34.80	200	143	Horizontal
2	3700.5	60.59	45.73	-14.86	74.00	28.27	200	294	Horizontal
3	4000.25	61.99	47.94	-14.05	74.00	26.06	200	171	Horizontal
4	4221.9	66.62	53.27	-13.35	74.00	20.73	200	181	Horizontal
5	5969.8	56.71	50.32	-6.39	68.30	17.98	200	314	Horizontal
6	15007.7	44.53	52.90	8.37	68.30	15.40	100	87	Horizontal

AV Final Data List									
NO.	Freq. [MHz]	Factor [dB]	AV Reading [dBμV/m]	AV Value [dBμV/m]	AV Limit [dBμV/m]	AV Margin [dB]	Height [cm]	Angle [°]	Polarity
1	4221.9	-13.35	46.95	33.60	54.00	20.40	200	181	Horizontal

Suspected Data List									
NO.	Freq. [MHz]	Reading [dBμV/m]	Level [dBμV/m]	Factor [dB]	Limit [dBμV/m]	Margin [dB]	Height [cm]	Angle [°]	Polarity
1	1056.1	64.79	39.73	-25.06	74.00	34.27	100	172	Vertical
2	2639.55	70.60	51.47	-19.13	68.30	16.83	100	172	Vertical
3	2921.15	62.44	44.63	-17.81	68.30	23.67	200	192	Vertical
4	3402.4	60.00	43.37	-16.63	68.30	24.93	100	294	Vertical
5	6003.35	58.74	52.42	-6.32	68.30	15.88	100	254	Vertical
6	14556.9	44.86	53.48	8.62	68.30	14.82	100	340	Vertical

---------- The following blanks ----------

Mode: Mode 1/ IEEE 802.11ax HE80 SDM
Temp. /Hum.:20.5℃/70%RH
Test Engineer: Zhang Zishan

Channel :5775MHz
Power supply:AC120V/60Hz
Test Date: 2023-04-21

Suspected Data List									
NO.	Freq. [MHz]	Reading [dBμV/m]	Level [dBμV/m]	Factor [dB]	Limit [dBμV/m]	Margin [dB]	Height [cm]	Angle [°]	Polarity
1	2650.55	64.47	45.36	-19.11	68.30	22.94	200	257	Horizontal
2	3171.4	63.42	46.55	-16.87	68.30	21.75	200	49	Horizontal
3	4243.9	68.24	54.16	-14.08	74.00	19.84	200	7	Horizontal
4	5686	64.28	55.77	-8.51	68.30	12.53	100	138	Horizontal
5	5880.7	61.89	54.49	-7.40	68.30	13.81	200	313	Horizontal
6	17174.3	48.25	54.70	6.45	68.30	13.60	200	134	Horizontal

AV Final Data List									
NO.	Freq. [MHz]	Factor [dB]	AV Reading [dBμV/m]	AV Value [dBμV/m]	AV Limit [dBμV/m]	AV Margin [dB]	Height [cm]	Angle [°]	Polarity
1	4243.9	-14.08	57.86	43.78	54.00	10.22	200	7	Horizontal

Suspected Data List									
NO.	Freq. [MHz]	Reading [dBμV/m]	Level [dBμV/m]	Factor [dB]	Limit [dBμV/m]	Margin [dB]	Height [cm]	Angle [°]	Polarity
1	1058.3	64.49	41.32	-23.17	74.00	32.68	100	346	Vertical
2	2656.05	70.08	51.56	-18.52	68.30	16.74	100	16	Vertical
3	3191.75	64.69	47.06	-17.63	68.30	21.24	200	346	Vertical
4	5682.15	70.27	61.62	-8.65	68.30	6.68	200	180	Vertical
5	5881.25	67.25	59.84	-7.41	68.30	8.46	100	72	Vertical
6	17489.4	47.84	57.05	9.21	68.30	11.25	100	201	Vertical

---------- The following blanks ----------

Mode: Mode 1/ IEEE 802.11ac VHT160 SDM
Temp. /Hum.:20.5℃/70%RH
Test Engineer: Zhang Zishan

Channel :5250MHz
Power supply:AC120V/60Hz
Test Date: 2023-04-21

Suspected Data List									
NO.	Freq. [MHz]	Reading [dBμV/m]	Level [dBμV/m]	Factor [dB]	Limit [dBμV/m]	Margin [dB]	Height [cm]	Angle [°]	Polarity
1	1059.4	61.87	37.51	-24.36	74.00	36.49	100	333	Horizontal
2	1721.6	62.57	40.41	-22.16	74.00	33.59	100	324	Horizontal
3	4243.35	65.08	53.12	-11.96	74.00	20.88	200	320	Horizontal
4	5092.55	74.04	67.36	-6.68	74.00	6.64	200	152	Horizontal
5	5390.65	71.91	65.21	-6.70	74.00	8.79	200	141	Horizontal
6	10516.95	54.84	57.82	2.98	68.30	10.48	100	0	Horizontal

AV Final Data List									
NO.	Freq. [MHz]	Factor [dB]	AV Reading [dBμV/m]	AV Value [dBμV/m]	AV Limit [dBμV/m]	AV Margin [dB]	Height [cm]	Angle [°]	Polarity
1	4243.3500	-11.96	53.21	41.25	54.00	12.75	200	320	Horizontal
2	5092.55	-6.68	55.36	48.68	54.00	5.32	200	152	Horizontal
3	5390.65	-6.70	53.98	47.28	54.00	6.72	200	141	Horizontal

Suspected Data List									
NO.	Freq. [MHz]	Reading [dBμV/m]	Level [dBμV/m]	Factor [dB]	Limit [dBμV/m]	Margin [dB]	Height [cm]	Angle [°]	Polarity
1	1057.75	65.23	42.90	-22.33	74.00	31.10	100	59	Vertical
2	2664.3	62.97	46.13	-16.84	68.30	22.17	100	350	Vertical
3	3193.95	62.78	46.91	-15.87	68.30	21.39	200	14	Vertical
4	5095.3	79.33	72.53	-6.80	74.00	1.47	100	15	Vertical
5	5397.8	78.94	71.89	-7.05	74.00	2.11	100	229	Vertical
6	10508.9	60.65	63.39	2.74	68.30	4.91	200	51	Vertical

AV Final Data List									
NO.	Freq. [MHz]	Factor [dB]	AV Reading [dBμV/m]	AV Value [dBμV/m]	AV Limit [dBμV/m]	AV Margin [dB]	Height [cm]	Angle [°]	Polarity
1	5092.4245	-6.80	58.50	51.70	54.00	2.30	161	74.2	Vertical
2	5397.409	-7.05	58.93	51.88	54.00	2.12	142	232.3	Vertical
3	10518.6355	2.74	45.94	48.68	NA	NA	200	37.8	Vertical

Mode: Mode 1/ IEEE 802.11ac VHT160 SDM
Temp. /Hum.:20.5℃/70%RH
Test Engineer: Zhang Zishan

Channel :5570MHz
Power supply:AC120V/60Hz
Test Date: 2023-04-21

Suspected Data List									
NO.	Freq. [MHz]	Reading [dBμV/m]	Level [dBμV/m]	Factor [dB]	Limit [dBμV/m]	Margin [dB]	Height [cm]	Angle [°]	Polarity
1	2640.65	61.89	42.73	-19.16	68.30	25.57	200	292	Horizontal
2	4243.35	66.63	52.42	-14.21	74.00	21.58	200	4	Horizontal
3	5424.75	63.59	53.97	-9.62	74.00	20.03	200	186	Horizontal
4	5773.45	63.81	56.24	-7.57	68.30	12.06	200	345	Horizontal
5	9939.65	48.54	51.87	3.33	68.30	16.43	200	347	Horizontal
6	14535.05	45.20	53.18	7.98	68.30	15.12	100	329	Horizontal

AV Final Data List									
NO.	Freq. [MHz]	Factor [dB]	AV Reading [dBμV/m]	AV Value [dBμV/m]	AV Limit [dBμV/m]	AV Margin [dB]	Height [cm]	Angle [°]	Polarity
1	4252.9912	-14.21	48.44	34.23	54.00	19.77	177	232.9	Horizontal
2	5416.5852	-9.62	53.01	43.39	54.00	10.61	162	164.7	Horizontal

Suspected Data List									
NO.	Freq. [MHz]	Reading [dBμV/m]	Level [dBμV/m]	Factor [dB]	Limit [dBμV/m]	Margin [dB]	Height [cm]	Angle [°]	Polarity
1	1894.3	65.94	43.16	-22.78	68.30	25.14	100	322	Vertical
2	3179.1	64.12	46.83	-17.29	68.30	21.47	100	1	Vertical
3	4177.9	66.96	52.38	-14.58	74.00	21.62	100	344	Vertical
4	5415.4	70.87	60.82	-10.05	74.00	13.18	100	75	Vertical
5	5775.1	69.47	61.77	-7.70	68.30	6.53	200	225	Vertical
6	11166.7	50.49	53.93	3.44	74.00	20.07	200	15	Vertical

AV Final Data List									
NO.	Freq. [MHz]	Factor [dB]	AV Reading [dBμV/m]	AV Value [dBμV/m]	AV Limit [dBμV/m]	AV Margin [dB]	Height [cm]	Angle [°]	Polarity
1	4177.1540	-14.59	55.19	40.60	54.00	13.40	100	344	Vertical
2	5414.773	-10.05	56.92	46.87	54.00	7.13	142	70.8	Vertical
3	11158.4565	3.44	36.86	40.30	54.00	13.70	180	2.2	Vertical

Mode: Mode 1/ IEEE 802.11a CDD
Temp. /Hum.:23.9℃/59%RH
Test Engineer: Zhang Zishan
Polarity: Vertical

Channel :5260MHz
Power supply:AC120V/60Hz
Test Date: 2023-04-30

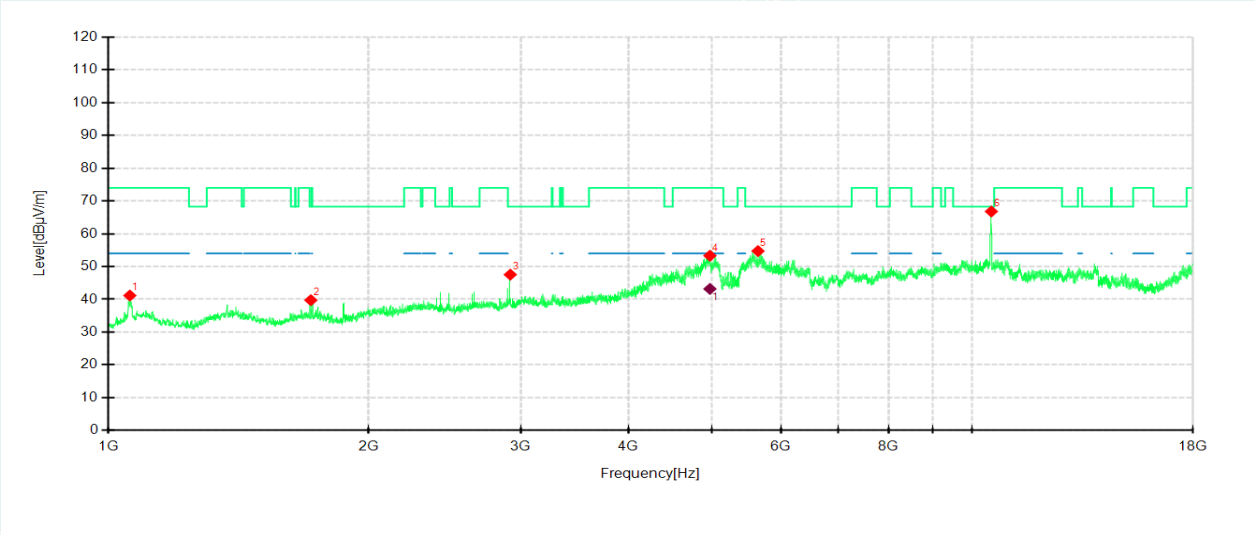

NOTE:

(1) This plot is a test plot of the worst-case scenario in the 1GHz-18GHz mode.

---------- **The following blanks** ----------

Above 18GHz

Pre-scan all modes and recorded the worst case results in this report. (IEEE 802.11a CDD)

Mode: Mode 1/ IEEE 802.11a CDD
Temp. /Hum.:23.2℃/64%RH
Test Engineer: Zhang Zishan

Channel :5180MHz
Power supply:AC120V/60Hz
Test Date: 2023-05-07

Suspected Data List									
NO.	Freq. [MHz]	Reading [dBμV/m]	Level [dBμV/m]	Factor [dB]	Limit [dBμV/m]	Margin [dB]	Height [cm]	Angle [°]	Polarity
1	18752.4	55.25	38.16	-17.09	83.54	45.38	100	203	Horizontal
2	20719.2	59.21	43.14	-16.07	83.54	40.40	100	16	Horizontal
3	24996	52.07	38.04	-14.03	77.84	39.80	100	32	Horizontal
4	26652.6	49.66	35.96	-13.70	77.84	41.88	100	32	Horizontal
5	31249.5	55.54	40.88	-14.66	83.54	42.66	100	358	Horizontal
6	36300.7	52.62	39.74	-12.88	77.84	38.10	100	46	Horizontal

Suspected Data List									
NO.	Freq. [MHz]	Reading [dBμV/m]	Level [dBμV/m]	Factor [dB]	Limit [dBμV/m]	Margin [dB]	Height [cm]	Angle [°]	Polarity
1	18745.8	55.77	38.68	-17.09	83.54	44.86	100	330	Vertical
2	20712.6	53.09	37.20	-15.89	83.54	46.34	100	345	Vertical
3	21876.4	52.91	37.43	-15.48	77.84	40.41	100	345	Vertical
4	24994.9	52.04	38.11	-13.93	77.84	39.73	100	15	Vertical
5	31249.5	55.63	41.07	-14.56	83.54	42.47	100	345	Vertical
6	36294.1	52.46	39.93	-12.53	77.84	37.91	100	173	Vertical

Note: The pre measurement result margin is greater than 20dB, and final measurement is not required

---------- The following blanks ----------

Mode: Mode 1/ IEEE 802.11a CDD
Temp. /Hum.:23.2℃/64%RH
Test Engineer: Zhang Zishan

Channel :5200MHz
Power supply:AC120V/60Hz
Test Date: 2023-05-07

Suspected Data List									
NO.	Freq. [MHz]	Reading [dBμV/m]	Level [dBμV/m]	Factor [dB]	Limit [dBμV/m]	Margin [dB]	Height [cm]	Angle [°]	Polarity
1	18745.8	56.73	39.64	-17.09	83.54	43.90	100	345	Horizontal
2	20799.5	60.42	44.40	-16.02	83.54	39.14	100	16	Horizontal
3	24999.3	52.49	38.46	-14.03	77.84	39.38	100	32	Horizontal
4	31250.6	55.34	40.68	-14.66	83.54	42.86	100	16	Horizontal
5	34371.3	55.37	41.27	-14.10	77.84	36.57	100	32	Horizontal
6	39628.2	50.05	40.27	-9.78	83.54	43.27	100	345	Horizontal

Suspected Data List									
NO.	Freq. [MHz]	Reading [dBμV/m]	Level [dBμV/m]	Factor [dB]	Limit [dBμV/m]	Margin [dB]	Height [cm]	Angle [°]	Polarity
1	18749.1	56.57	39.48	-17.09	83.54	44.06	100	329	Vertical
2	20808.3	59.31	43.47	-15.84	83.54	40.07	100	345	Vertical
3	24994.9	52.10	38.17	-13.93	77.84	39.67	100	17	Vertical
4	27066.2	49.88	35.59	-14.29	77.84	42.25	100	234	Vertical
5	31250.6	54.91	40.35	-14.56	83.54	43.19	100	345	Vertical
6	36333.7	52.22	39.65	-12.57	77.84	38.19	100	2	Vertical

Note: The pre measurement result margin is greater than 20dB, and final measurement is not required

---------- The following blanks ----------

Mode: Mode 1/ IEEE 802.11a CDD
Temp. /Hum.:23.2℃/64%RH
Test Engineer: Zhang Zishan

Channel :5240MHz
Power supply:AC120V/60Hz
Test Date: 2023-05-07

Suspected Data List									
NO.	Freq. [MHz]	Reading [dBμV/m]	Level [dBμV/m]	Factor [dB]	Limit [dBμV/m]	Margin [dB]	Height [cm]	Angle [°]	Polarity
1	18749.1	55.53	38.44	-17.09	83.54	45.10	100	358	Horizontal
2	20959	58.90	43.01	-15.89	83.54	40.53	100	16	Horizontal
3	24999.3	52.13	38.10	-14.03	77.84	39.74	100	30	Horizontal
4	31250.6	56.58	41.92	-14.66	83.54	41.62	100	16	Horizontal
5	32701.5	52.93	38.09	-14.84	77.84	39.75	100	78	Horizontal
6	37454.6	51.17	39.29	-11.88	77.84	38.55	100	125	Horizontal

Suspected Data List									
NO.	Freq. [MHz]	Reading [dBμV/m]	Level [dBμV/m]	Factor [dB]	Limit [dBμV/m]	Margin [dB]	Height [cm]	Angle [°]	Polarity
1	18745.8	55.09	38.00	-17.09	83.54	45.54	100	344	Vertical
2	20959	60.13	44.36	-15.77	83.54	39.18	100	344	Vertical
3	24997.1	51.39	37.46	-13.93	77.84	40.38	100	33	Vertical
4	31245.1	55.31	40.74	-14.57	83.54	42.80	100	344	Vertical
5	33621.1	53.70	39.43	-14.27	77.84	38.41	100	344	Vertical
6	37525	51.57	39.66	-11.91	77.84	38.18	100	78	Vertical

Note: The pre measurement result margin is greater than 20dB, and final measurement is not required

---------- The following blanks ----------

Mode: Mode 1/ IEEE 802.11a CDD
Temp. /Hum.:23.2℃/64%RH
Test Engineer: Zhang Zishan

Channel :5260MHz
Power supply:AC120V/60Hz
Test Date: 2023-05-07

Suspected Data List									
NO.	Freq. [MHz]	Reading [dBμV/m]	Level [dBμV/m]	Factor [dB]	Limit [dBμV/m]	Margin [dB]	Height [cm]	Angle [°]	Polarity
1	18749.1	55.16	38.07	-17.09	83.54	45.47	100	343	Horizontal
2	21029.4	58.98	43.14	-15.84	83.54	40.40	100	358	Horizontal
3	21875.3	52.91	37.33	-15.58	77.84	40.51	100	358	Horizontal
4	25000.4	52.14	38.10	-14.04	77.84	39.74	100	31	Horizontal
5	31252.8	56.61	41.95	-14.66	83.54	41.59	100	16	Horizontal
6	35846.4	53.14	39.89	-13.25	77.84	37.95	100	157	Horizontal

Suspected Data List									
NO.	Freq. [MHz]	Reading [dBμV/m]	Level [dBμV/m]	Factor [dB]	Limit [dBμV/m]	Margin [dB]	Height [cm]	Angle [°]	Polarity
1	18749.1	55.41	38.32	-17.09	83.54	45.22	100	345	Vertical
2	21043.7	59.71	43.97	-15.74	83.54	39.57	100	345	Vertical
3	24994.9	51.38	37.45	-13.93	77.84	40.39	100	18	Vertical
4	31246.2	55.94	41.37	-14.57	83.54	42.17	100	345	Vertical
5	35859.6	52.66	39.71	-12.95	77.84	38.13	100	33	Vertical
6	39622.7	49.55	39.77	-9.78	83.54	43.77	100	80	Vertical

Note: The pre measurement result margin is greater than 20dB, and final measurement is not required

---------- The following blanks ----------

Mode: Mode 1/ IEEE 802.11a CDD
Temp. /Hum.:23.2℃/64%RH
Test Engineer: Zhang Zishan

Channel :5280MHz
Power supply:AC120V/60Hz
Test Date: 2023-05-07

Suspected Data List									
NO.	Freq. [MHz]	Reading [dBμV/m]	Level [dBμV/m]	Factor [dB]	Limit [dBμV/m]	Margin [dB]	Height [cm]	Angle [°]	Polarity
1	18749.1	56.95	39.86	-17.09	83.54	43.68	100	203	Horizontal
2	21119.6	61.25	45.45	-15.80	83.54	38.09	100	358	Horizontal
3	24996	52.86	38.83	-14.03	77.84	39.01	100	30	Horizontal
4	31245.1	56.63	41.96	-14.67	83.54	41.58	100	16	Horizontal
5	34372.4	53.85	39.75	-14.10	77.84	38.09	100	16	Horizontal
6	38944	50.34	39.75	-10.59	83.54	43.79	100	266	Horizontal

Suspected Data List									
NO.	Freq. [MHz]	Reading [dBμV/m]	Level [dBμV/m]	Factor [dB]	Limit [dBμV/m]	Margin [dB]	Height [cm]	Angle [°]	Polarity
1	18750.2	55.84	38.75	-17.09	83.54	44.79	100	188	Vertical
2	21119.6	60.59	44.89	-15.70	83.54	38.65	100	345	Vertical
3	25005.9	51.21	37.27	-13.94	77.84	40.57	100	17	Vertical
4	31247.3	55.43	40.86	-14.57	83.54	42.68	100	345	Vertical
5	34372.4	54.15	40.10	-14.05	77.84	37.74	100	62	Vertical
6	38044.2	51.77	40.14	-11.63	77.84	37.70	100	173	Vertical

Note: The pre measurement result margin is greater than 20dB, and final measurement is not required

---------- The following blanks ----------

Mode: Mode 1/ IEEE 802.11a CDD
Temp. /Hum.:23.2℃/64%RH
Test Engineer: Zhang Zishan

Channel :5320MHz
Power supply:AC120V/60Hz
Test Date: 2023-05-07

Suspected Data List									
NO.	Freq. [MHz]	Reading [dBμV/m]	Level [dBμV/m]	Factor [dB]	Limit [dBμV/m]	Margin [dB]	Height [cm]	Angle [°]	Polarity
1	18746.9	56.26	39.17	-17.09	83.54	44.37	100	359	Horizontal
2	21270.3	59.77	44.02	-15.75	83.54	39.52	100	359	Horizontal
3	24371.2	51.73	37.47	-14.26	77.84	40.37	100	31	Horizontal
4	24997.1	51.81	37.78	-14.03	77.84	40.06	100	31	Horizontal
5	31249.5	56.84	42.18	-14.66	83.54	41.36	100	359	Horizontal
6	36300.7	52.68	39.80	-12.88	77.84	38.04	100	31	Horizontal

Suspected Data List									
NO.	Freq. [MHz]	Reading [dBμV/m]	Level [dBμV/m]	Factor [dB]	Limit [dBμV/m]	Margin [dB]	Height [cm]	Angle [°]	Polarity
1	18746.9	56.99	39.90	-17.09	83.54	43.64	100	330	Vertical
2	21273.6	59.79	44.14	-15.65	83.54	39.40	100	344	Vertical
3	24996	51.17	37.24	-13.93	77.84	40.60	100	16	Vertical
4	31247.3	55.53	40.96	-14.57	83.54	42.58	100	344	Vertical
5	35934.4	53.25	40.43	-12.82	77.84	37.41	100	344	Vertical
6	39648	49.46	39.69	-9.77	83.54	43.85	100	32	Vertical

Note: The pre measurement result margin is greater than 20dB, and final measurement is not required

---------- The following blanks ----------

Mode: Mode 1/ IEEE 802.11a CDD
Temp. /Hum.:23.2℃/64%RH
Test Engineer: Zhang Zishan

Channel :5500MHz
Power supply:AC120V/60Hz
Test Date: 2023-05-07

Suspected Data List									
NO.	Freq. [MHz]	Reading [dBμV/m]	Level [dBμV/m]	Factor [dB]	Limit [dBμV/m]	Margin [dB]	Height [cm]	Angle [°]	Polarity
1	18746.9	55.97	38.88	-17.09	83.54	44.66	100	359	Horizontal
2	22007.3	61.74	46.21	-15.53	77.84	31.63	100	359	Horizontal
3	25001.5	51.47	37.43	-14.04	77.84	40.41	100	32	Horizontal
4	31244	55.34	40.67	-14.67	83.54	42.87	100	17	Horizontal
5	35865.1	52.64	39.40	-13.24	77.84	38.44	100	314	Horizontal
6	37988.1	51.32	39.64	-11.68	77.84	38.20	100	78	Horizontal

Suspected Data List									
NO.	Freq. [MHz]	Reading [dBμV/m]	Level [dBμV/m]	Factor [dB]	Limit [dBμV/m]	Margin [dB]	Height [cm]	Angle [°]	Polarity
1	18750.2	56.77	39.68	-17.09	83.54	43.86	100	189	Vertical
2	21993	63.35	47.92	-15.43	77.84	29.92	100	344	Vertical
3	24997.1	51.56	37.63	-13.93	77.84	40.21	100	18	Vertical
4	31250.6	55.61	41.05	-14.56	83.54	42.49	100	344	Vertical
5	34376.8	53.98	39.93	-14.05	77.84	37.91	100	18	Vertical
6	38960.5	50.09	39.52	-10.57	83.54	44.02	100	313	Vertical

Note: The pre measurement result margin is greater than 20dB, and final measurement is not required

---------- The following blanks ----------

Mode: Mode 1/ IEEE 802.11a CDD
Temp. /Hum.:23.2℃/64%RH
Test Engineer: Zhang Zishan

Channel :5580MHz
Power supply:AC120V/60Hz
Test Date: 2023-05-07

Suspected Data List									
NO.	Freq. [MHz]	Reading [dBμV/m]	Level [dBμV/m]	Factor [dB]	Limit [dBμV/m]	Margin [dB]	Height [cm]	Angle [°]	Polarity
1	18744.7	55.75	38.65	-17.10	83.54	44.89	100	346	Horizontal
2	22317.5	61.73	46.41	-15.32	83.54	37.13	100	346	Horizontal
3	24999.3	52.00	37.97	-14.03	77.84	39.87	100	32	Horizontal
4	27901.1	52.67	37.79	-14.88	77.84	40.05	100	17	Horizontal
5	31249.5	55.87	41.21	-14.66	83.54	42.33	100	17	Horizontal
6	37484.3	51.38	39.53	-11.85	77.84	38.31	100	17	Horizontal

Suspected Data List									
NO.	Freq. [MHz]	Reading [dBμV/m]	Level [dBμV/m]	Factor [dB]	Limit [dBμV/m]	Margin [dB]	Height [cm]	Angle [°]	Polarity
1	18750.2	55.58	38.49	-17.09	83.54	45.05	100	187	Vertical
2	21877.5	54.47	38.99	-15.48	77.84	38.85	100	345	Vertical
3	22317.5	61.16	45.92	-15.24	83.54	37.62	100	345	Vertical
4	24999.3	51.36	37.43	-13.93	77.84	40.41	100	16	Vertical
5	27907.7	53.03	38.31	-14.72	77.84	39.53	100	2	Vertical
6	31252.8	56.45	41.89	-14.56	83.54	41.65	100	345	Vertical

Note: The pre measurement result margin is greater than 20dB, and final measurement is not required

---------- The following blanks ----------

Mode: Mode 1/ IEEE 802.11a CDD
Temp. /Hum.:23.2℃/64%RH
Test Engineer: Zhang Zishan

Channel :5700MHz
Power supply:AC120V/60Hz
Test Date: 2023-05-07

Suspected Data List									
NO.	Freq. [MHz]	Reading [dBμV/m]	Level [dBμV/m]	Factor [dB]	Limit [dBμV/m]	Margin [dB]	Height [cm]	Angle [°]	Polarity
1	18744.7	56.50	39.40	-17.10	83.54	44.14	100	343	Horizontal
2	22809.2	57.37	42.62	-14.75	83.54	40.92	100	328	Horizontal
3	24999.3	53.44	39.41	-14.03	77.84	38.43	100	31	Horizontal
4	28491.8	51.71	36.99	-14.72	77.84	40.85	100	343	Horizontal
5	31252.8	54.61	39.95	-14.66	83.54	43.59	100	15	Horizontal
6	35667.1	52.57	39.18	-13.39	77.84	38.66	100	343	Horizontal

Suspected Data List									
NO.	Freq. [MHz]	Reading [dBμV/m]	Level [dBμV/m]	Factor [dB]	Limit [dBμV/m]	Margin [dB]	Height [cm]	Angle [°]	Polarity
1	18749.1	55.80	38.71	-17.09	83.54	44.83	100	188	Vertical
2	22787.2	57.71	42.95	-14.76	83.54	40.59	100	345	Vertical
3	24996	51.78	37.85	-13.93	77.84	39.99	100	16	Vertical
4	28508.3	53.67	39.06	-14.61	77.84	38.78	100	345	Vertical
5	31241.8	54.90	40.32	-14.58	83.54	43.22	100	345	Vertical
6	35314	52.70	39.22	-13.48	77.84	38.62	100	173	Vertical

Note: The pre measurement result margin is greater than 20dB, and final measurement is not required

---------- The following blanks ----------

Mode: Mode 1/ IEEE 802.11a CDD
Temp. /Hum.:23.2℃/64%RH
Test Engineer: Zhang Zishan

Channel :5720MHz
Power supply:AC120V/60Hz
Test Date: 2023-05-07

Suspected Data List									
NO.	Freq. [MHz]	Reading [dBμV/m]	Level [dBμV/m]	Factor [dB]	Limit [dBμV/m]	Margin [dB]	Height [cm]	Angle [°]	Polarity
1	18575.3000	53.22	35.89	-17.33	83.54	47.65	100	220	Horizontal
2	22882.9000	58.17	43.47	-14.70	83.54	40.07	100	251	Horizontal
3	28601.8000	51.65	36.94	-14.71	77.84	40.90	100	220	Horizontal
4	30575.2000	51.43	36.45	-14.98	77.84	41.39	100	313	Horizontal
5	34239.3000	52.78	38.61	-14.17	77.84	39.23	100	109	Horizontal
6	36829.8000	52.10	39.62	-12.48	77.84	38.22	100	204	Horizontal

Suspected Data List									
NO.	Freq. [MHz]	Reading [dBμV/m]	Level [dBμV/m]	Factor [dB]	Limit [dBμV/m]	Margin [dB]	Height [cm]	Angle [°]	Polarity
1	18712.8000	54.48	37.36	-17.12	83.54	46.18	100	15	Vertical
2	22880.7000	59.66	44.96	-14.70	83.54	38.58	100	110	Vertical
3	24562.6000	51.49	37.42	-14.07	77.84	40.42	100	267	Vertical
4	28601.8000	52.90	38.33	-14.57	77.84	39.51	100	110	Vertical
5	32020.6000	52.82	37.78	-15.04	77.84	40.06	100	204	Vertical
6	35404.2000	53.28	39.84	-13.44	77.84	38.00	100	79	Vertical

---------- The following blanks ----------

Mode: Mode 1/ IEEE 802.11a CDD
Temp. /Hum.:23.2℃/64%RH
Test Engineer: Zhang Zishan

Channel :5745MHz
Power supply:AC120V/60Hz
Test Date: 2023-05-07

Suspected Data List									
NO.	Freq. [MHz]	Reading [dBμV/m]	Level [dBμV/m]	Factor [dB]	Limit [dBμV/m]	Margin [dB]	Height [cm]	Angle [°]	Polarity
1	18749.1	55.41	38.32	-17.09	83.54	45.22	100	207	Horizontal
2	21869.8	53.44	37.85	-15.59	77.84	39.99	100	360	Horizontal
3	22989.6	60.06	45.43	-14.63	83.54	38.11	100	15	Horizontal
4	28732.7	54.26	39.54	-14.72	77.84	38.30	100	15	Horizontal
5	31242.9	55.98	41.31	-14.67	83.54	42.23	100	360	Horizontal
6	35842	52.67	39.41	-13.26	77.84	38.43	100	93	Horizontal

Suspected Data List									
NO.	Freq. [MHz]	Reading [dBμV/m]	Level [dBμV/m]	Factor [dB]	Limit [dBμV/m]	Margin [dB]	Height [cm]	Angle [°]	Polarity
1	18750.2	55.52	38.43	-17.09	83.54	45.11	100	172	Vertical
2	21870.9	54.25	38.77	-15.48	77.84	39.07	100	344	Vertical
3	22972	64.72	50.07	-14.65	83.54	33.47	100	1	Vertical
4	24996	52.27	38.34	-13.93	77.84	39.50	100	15	Vertical
5	28732.7	53.10	38.58	-14.52	77.84	39.26	100	328	Vertical
6	31245.1	55.62	41.05	-14.57	83.54	42.49	100	344	Vertical

Note: The pre measurement result margin is greater than 20dB, and final measurement is not required

---------- The following blanks ----------

Mode: Mode 1/ IEEE 802.11a CDD
Temp. /Hum.:23.2℃/64%RH
Test Engineer: Zhang Zishan

Channel :5785MHz
Power supply:AC120V/60Hz
Test Date: 2023-05-07

Suspected Data List									
NO.	Freq. [MHz]	Reading [dBμV/m]	Level [dBμV/m]	Factor [dB]	Limit [dBμV/m]	Margin [dB]	Height [cm]	Angle [°]	Polarity
1	18746.9	55.92	38.83	-17.09	83.54	44.71	100	358	Horizontal
2	21876.4	53.16	37.58	-15.58	77.84	40.26	100	358	Horizontal
3	23132.6	59.56	44.91	-14.65	77.84	32.93	100	15	Horizontal
4	25001.5	51.68	37.64	-14.04	77.84	40.20	100	31	Horizontal
5	31242.9	55.39	40.72	-14.67	83.54	42.82	100	15	Horizontal
6	35798	52.96	39.66	-13.30	77.84	38.18	100	202	Horizontal

Suspected Data List									
NO.	Freq. [MHz]	Reading [dBμV/m]	Level [dBμV/m]	Factor [dB]	Limit [dBμV/m]	Margin [dB]	Height [cm]	Angle [°]	Polarity
1	18749.1	55.56	38.47	-17.09	83.54	45.07	100	187	Vertical
2	23132.6	59.33	44.73	-14.60	77.84	33.11	100	344	Vertical
3	24996	51.75	37.82	-13.93	77.84	40.02	100	15	Vertical
4	28917.5	52.14	37.56	-14.58	77.84	40.28	100	1	Vertical
5	31251.7	56.41	41.85	-14.56	83.54	41.69	100	344	Vertical
6	35813.4	52.76	39.72	-13.04	77.84	38.12	100	344	Vertical

Note: The pre measurement result margin is greater than 20dB, and final measurement is not required

---------- The following blanks ----------

Mode: Mode 1/ IEEE 802.11a CDD
Temp. /Hum.:23.2℃/64%RH
Test Engineer: Zhang Zishan

Channel :5825MHz
Power supply:AC120V/60Hz
Test Date: 2023-05-07

Suspected Data List									
NO.	Freq. [MHz]	Reading [dBμV/m]	Level [dBμV/m]	Factor [dB]	Limit [dBμV/m]	Margin [dB]	Height [cm]	Angle [°]	Polarity
1	18749.1	55.33	38.24	-17.09	83.54	45.30	100	233	Horizontal
2	21869.8	52.93	37.34	-15.59	77.84	40.50	100	359	Horizontal
3	23298.7	57.77	43.10	-14.67	77.84	34.74	100	62	Horizontal
4	24997.1	51.33	37.30	-14.03	77.84	40.54	100	31	Horizontal
5	31251.7	56.29	41.63	-14.66	83.54	41.91	100	16	Horizontal
6	36812.2	52.25	39.73	-12.52	77.84	38.11	100	220	Horizontal

Suspected Data List									
NO.	Freq. [MHz]	Reading [dBμV/m]	Level [dBμV/m]	Factor [dB]	Limit [dBμV/m]	Margin [dB]	Height [cm]	Angle [°]	Polarity
1	18745.8	56.13	39.04	-17.09	83.54	44.50	100	346	Vertical
2	21873.1	54.11	38.63	-15.48	77.84	39.21	100	346	Vertical
3	23297.6	58.88	44.31	-14.57	77.84	33.53	100	48	Vertical
4	25000.4	51.15	37.21	-13.94	77.84	40.63	100	16	Vertical
5	31248.4	56.54	41.98	-14.56	83.54	41.56	100	1	Vertical
6	36286.4	52.86	40.34	-12.52	77.84	37.50	100	16	Vertical

Note: The pre measurement result margin is greater than 20dB, and final measurement is not required

---------- The following blanks ----------

Mode: Mode 1/ IEEE 802.11a CDD
Temp. /Hum.:23.2℃/64%RH
Test Engineer: Zhang Zishan
Polarity：Vertical

Channel :5500MHz
Power supply:AC120V/60Hz
Test Date: 2023-05-07

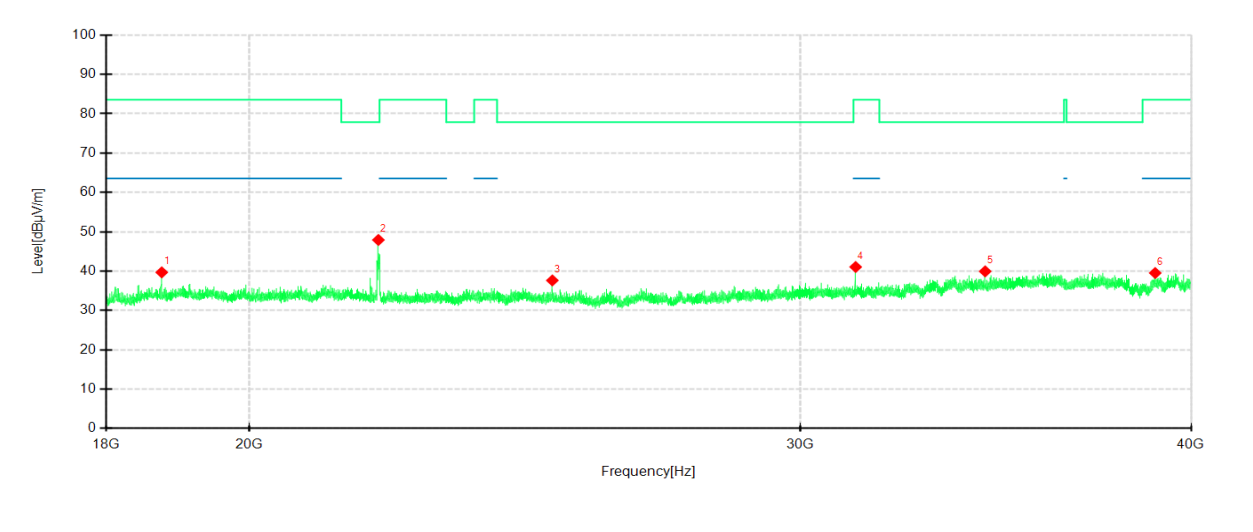

NOTE:
This plot is a test plot of the worst-case scenario in the 18GHz - 40GHz mode.

---------- The following blanks ----------

7. RESTRICTED BANDS OF OPERATION

7.1. LIMITS

Section 15.407(b)(7) The provisions of §15.205 apply to intentional radiators operating under this section.
15.205(a) Except as shown in paragraph (d) of this section, only spurious emissions are permitted in any of the frequency bands listed below:

MHz	MHz	MHz	GHz
0.090 - 0.110	16.42 - 16.423	399.9 - 410	4.5 - 5.15
[1]0.495 - 0.505	16.69475 - 16.69525	608 - 614	5.35 - 5.46
2.1735 - 2.1905	16.80425 - 16.80475	960 - 1240	7.25 - 7.75
4.125 - 4.128	25.5 - 25.67	1300 - 1427	8.025 - 8.5
4.17725 - 4.17775	37.5 - 38.25	1435 - 1626.5	9.0 - 9.2
4.20725 - 4.20775	73 - 74.6	1645.5 - 1646.5	9.3 - 9.5
6.215 - 6.218	74.8 - 75.2	1660 - 1710	10.6 - 12.7
6.26775 - 6.26825	108 - 121.94	1718.8 - 1722.2	13.25 - 13.4
6.31175 - 6.31225	123 - 138	2200 - 2300	14.47 - 14.5
8.291 - 8.294	149.9 - 150.05	2310 - 2390	15.35 - 16.2
8.362 - 8.366	156.52475 - 156.52525	2483.5 - 2500	17.7 - 21.4
8.37625 - 8.38675	156.7 - 156.9	2655 - 2900	22.01 - 23.12
8.41425 - 8.41475	162.0125 - 167.17	3260 - 3267	23.6 - 24.0
12.29 - 12.293	167.72 - 173.2	3332 - 3339	31.2 - 31.8
12.51975 - 12.52025	240 - 285	3345.8 - 3358	36.43 - 36.5
12.57675 - 12.57725	322 - 335.4	3600 - 4400	([2])

7.2. TEST PROCEDURES

1) The EUT is placed on a turntable, which is 1.5m above the ground plane.
2) The turntable shall be rotated for 360 degrees to determine the position of maximum emission level.
3) EUT is set 3m away from the receiving antenna, which is varied from 1m to 4m to find out the highest emission.
4) Set the spectrum analyzer in the following setting in order to capture the lower and upper band-edges of the emission:
   a) PEAK Measurement: RBW=1MHz / VBW=3MHz / Sweep=AUTO
   b) AVERAGE Measurement: RBW=1MHz, Sweep=AUTO, There are two cases of VBW.
   If the EUT is configured to transmit with duty cycle ≥98%, set VBW=10Hz.If the EUT duty cycle is ＜ 98%,set VBW≥1/T, Where T is defined in section 2.8.
5) Repeat the procedures until all the PEAK and AVERAGE versus polarization are measured.

7.3. TEST SETUP

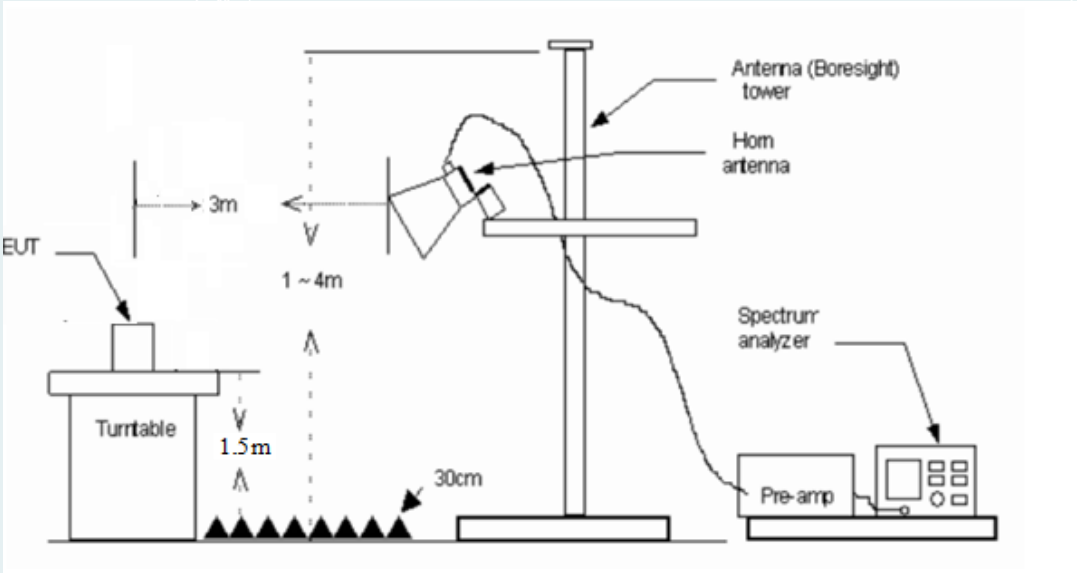

---------- **The following blanks** ----------

7.4. TEST RESULTS

Temp: 23.5℃; Humi:60%	Power supply: AC120V/60Hz
Test Engineer: Chen Xiaocong	Test Date: 2023-04-15

Pre-scan all modes and recorded the worst case results in this report ((20MHz, 40MHz, 80MHz, 160MHz for SISO, CDD, SDM mode).

802.11a SISO ANT2/5180MHz

Detector mode: Peak Polarity: Horizontal

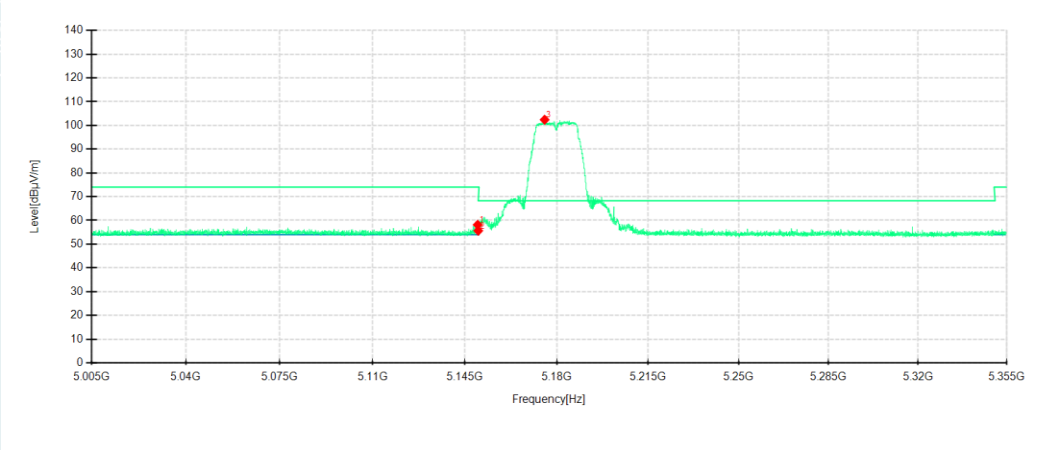

Detector mode: Peak Polarity: Vertical

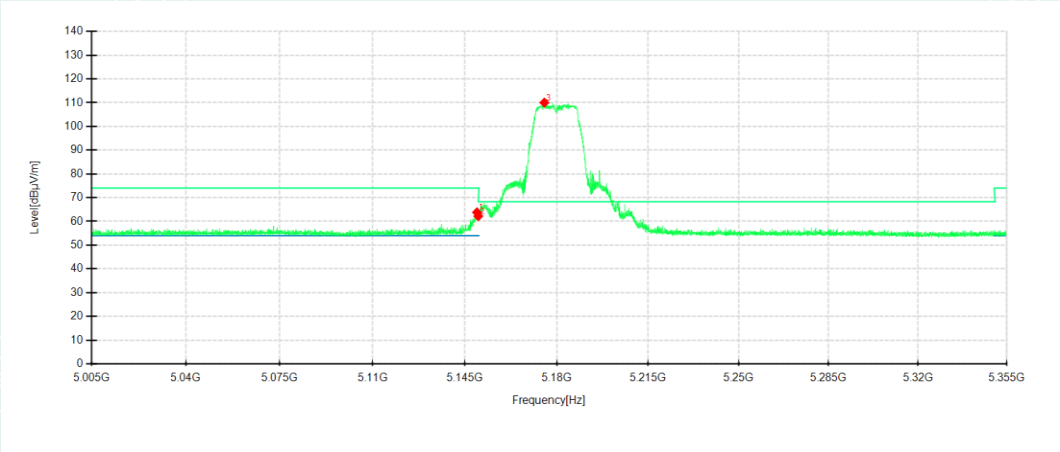

No.	Frequency MHz	Reading dBµV/m	Level dBµV/m	Factor dB	Limit dBuV/m	Margin dB	Height cm	Angle °	Pole	Comment
1	5149.795	42.56	58.14	15.58	74.00	15.86	200	232	Horizontal	/
2	5150	40.05	55.63	15.58	68.30	12.67	200	148	Horizontal	/
3	5175.31	86.75	102.39	15.64	-	-	200	168	Horizontal	No limit
1	5149.515	48.35	63.83	15.48	74.00	10.17	100	230	Vertical	/
2	5150	46.72	62.20	15.48	68.30	6.10	100	240	Vertical	/
3	5175.205	94.38	110.02	15.64	-	-	100	230	Vertical	No limit

802.11a SISO ANT2/5180MHz

Detector mode: Average Polarity: Horizontal

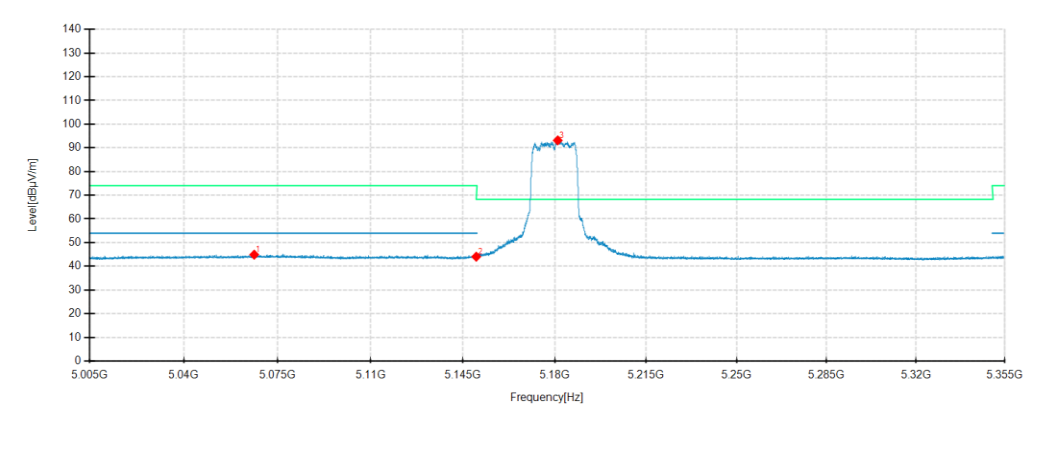

Detector mode: Average Polarity: Vertical

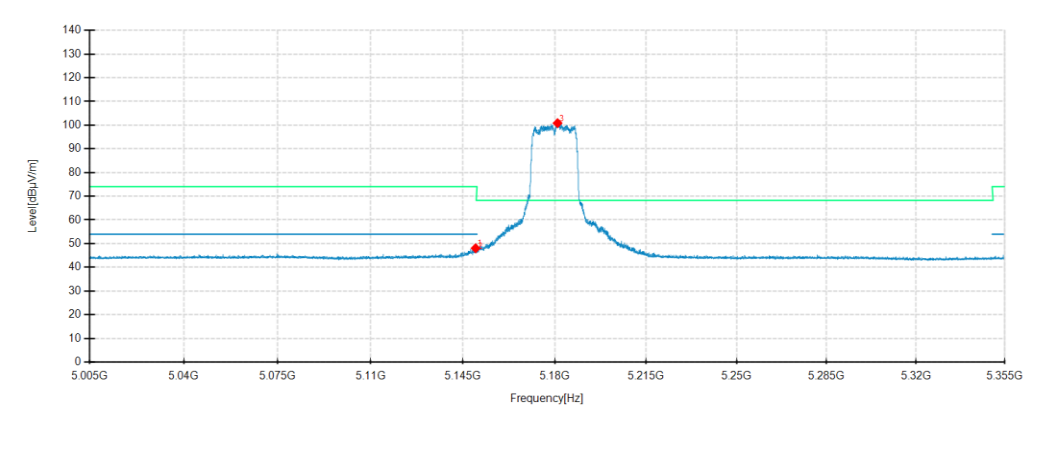

No.	Frequency MHz	Reading dBµV/m	Level dBµV/m	Factor dB	Limit dBuV/m	Margin dB	Height cm	Angle °	Pole	Comment
1	5066.25	29.02	44.90	15.88	54.00	9.10	200	172	Horizontal	/
2	5150	28.46	44.04	15.58	54.00	9.96	200	182	Horizontal	/
3	5181.085	77.49	93.15	15.66	-	-	200	172	Horizontal	No limit
1	5149.76	32.56	48.04	15.48	54.00	5.96	100	221	Vertical	/
2	5150	31.37	46.85	15.48	54.00	7.15	100	210	Vertical	/
3	5181.015	85.16	100.84	15.68	-	-	100	221	Vertical	No limit

802.11a SISO ANT2/5240MHz

Detector mode: Peak Polarity: Horizontal

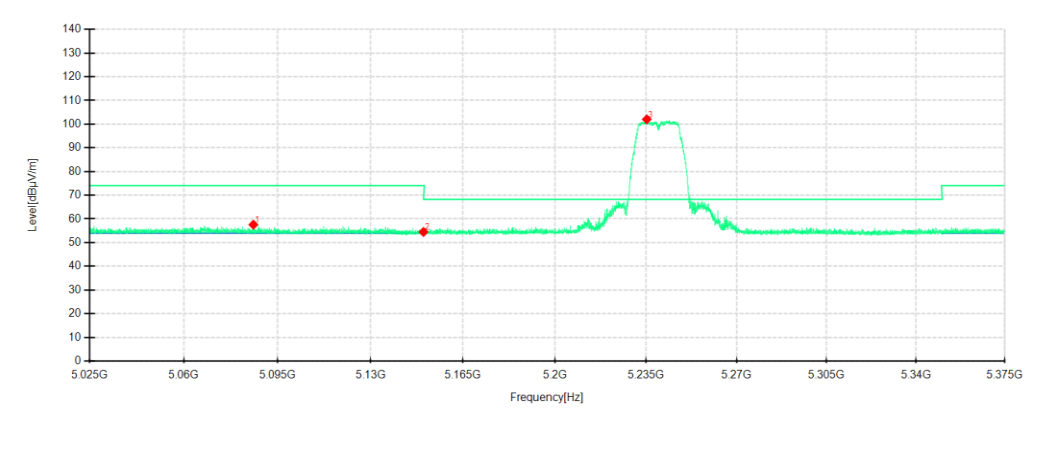

Detector mode: Peak Polarity: Vertical

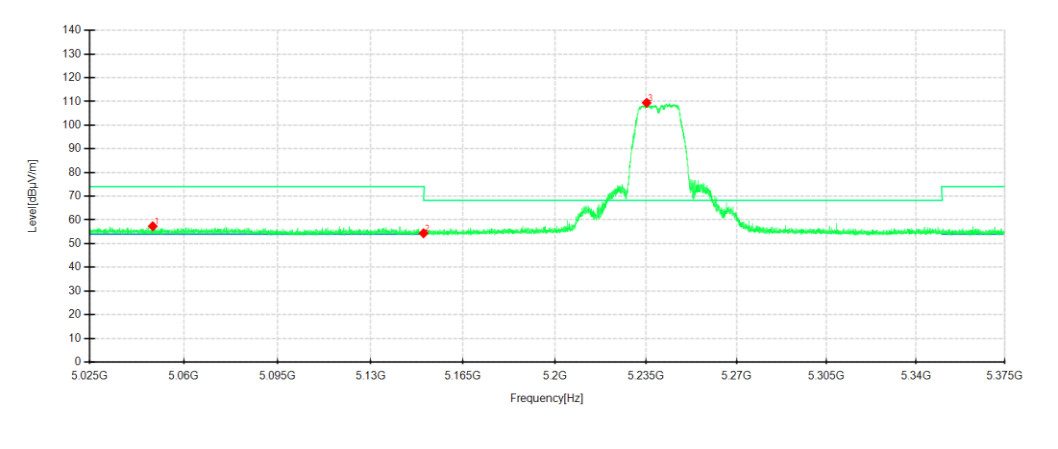

No.	Frequency MHz	Reading dBµV/m	Level dBµV/m	Factor dB	Limit dBuV/m	Margin dB	Height cm	Angle °	Pole	Comment
1	5085.935	41.77	57.58	15.81	74.00	16.42	200	218	Horizontal	/
2	5150	38.91	54.49	15.58	68.30	13.81	200	168	Horizontal	/
3	5235.28	86.55	102.04	15.49	-	-	200	178	Horizontal	No limit
1	5048.45	41.39	57.32	15.93	74.00	16.68	200	105	Vertical	/
2	5150	38.87	54.35	15.48	68.30	13.95	200	44	Vertical	/
3	5235.245	93.70	109.43	15.73	-	-	100	229	Vertical	No limit

802.11a SISO ANT2/5240MHz

Detector mode: Average Polarity: Horizontal

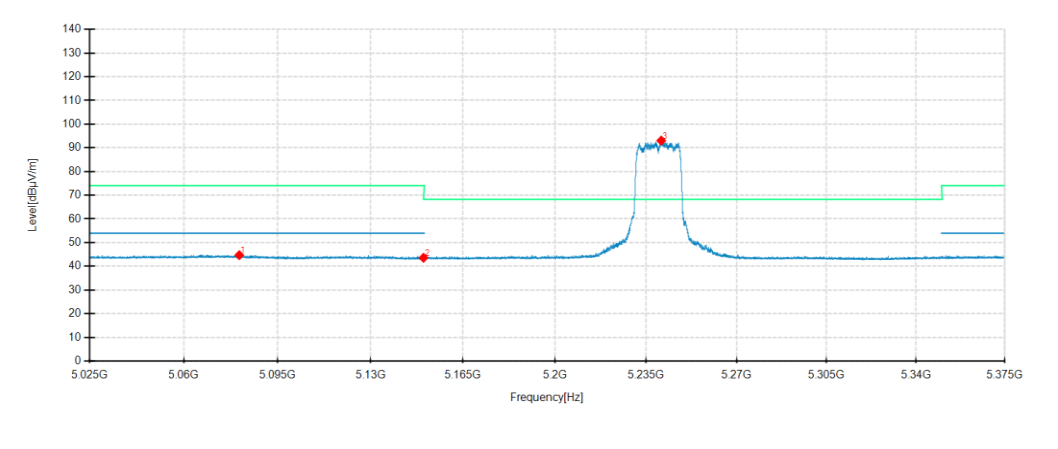

Detector mode: Average Polarity: Vertical

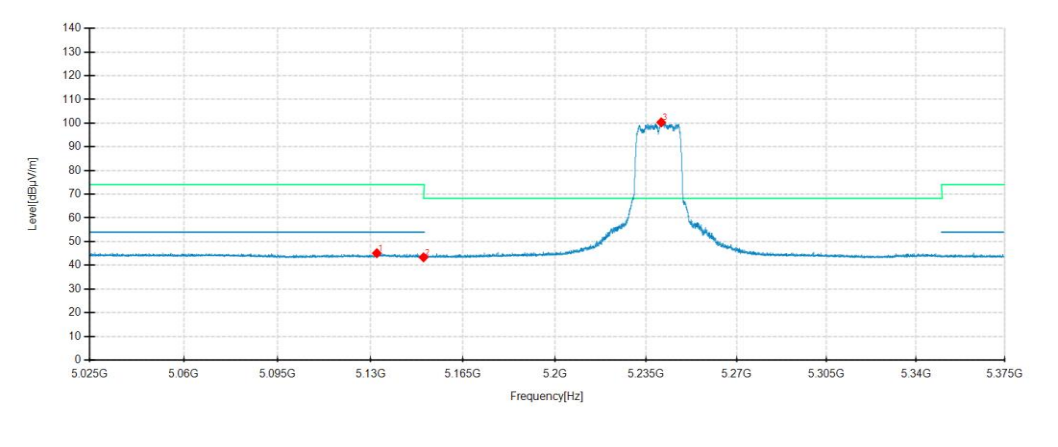

No.	Frequency MHz	Reading dBµV/m	Level dBµV/m	Factor dB	Limit dBuV/m	Margin dB	Height cm	Angle °	Pole	Comment
1	5080.685	28.87	44.70	15.83	54.00	9.30	200	152	Horizontal	/
2	5150	28.01	43.59	15.58	54.00	10.41	100	233	Horizontal	/
3	5240.845	77.61	93.06	15.45	-	-	200	174	Horizontal	No limit
1	5132.345	29.59	45.10	15.51	54.00	8.90	100	216	Vertical	/
2	5150	27.87	43.35	15.48	54.00	10.65	100	14	Vertical	/
3	5240.845	84.61	100.33	15.72	-	-	100	225	Vertical	No limit

802.11a SISO ANT2/5260MHz

Detector mode: Peak Polarity: Horizontal

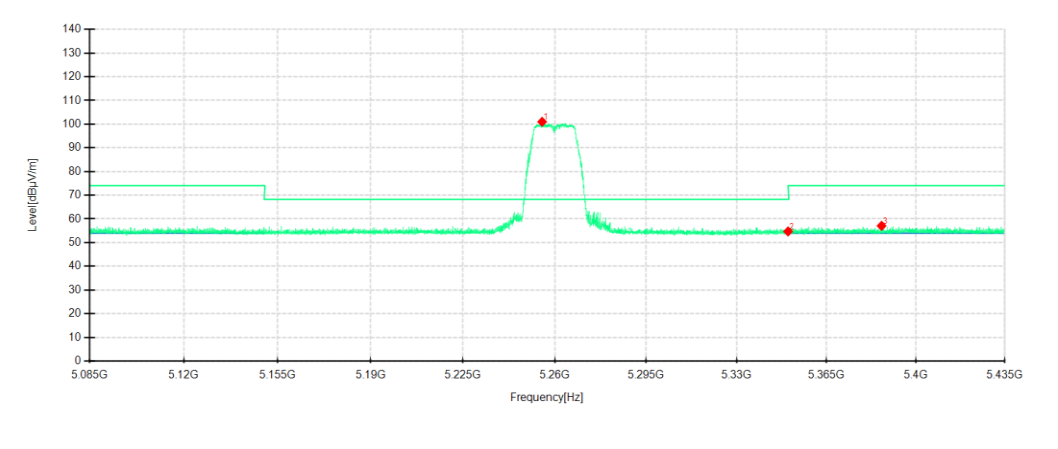

Detector mode: Peak Polarity: Vertical

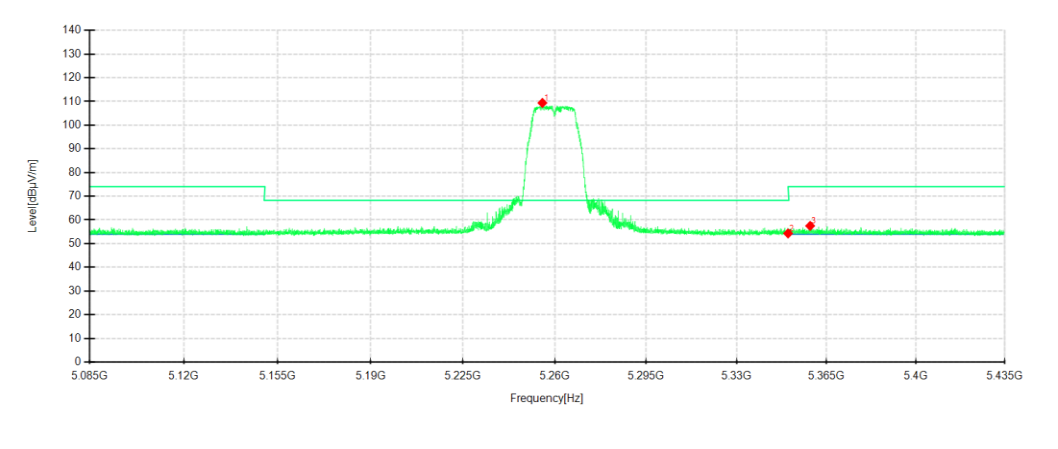

No.	Frequency MHz	Reading dBµV/m	Level dBµV/m	Factor dB	Limit dBuV/m	Margin dB	Height cm	Angle °	Pole	Comment
1	5255.17	85.59	100.99	15.40	-	-	200	172	Horizontal	No limit
2	5350	39.17	54.71	15.54	68.30	13.59	200	314	Horizontal	/
3	5386.49	41.08	57.06	15.98	74.00	16.94	100	231	Horizontal	/
1	5255.275	93.68	109.38	15.70	-	-	100	227	Vertical	No limit
2	5350	38.75	54.29	15.54	68.30	14.01	100	360	Vertical	/
3	5358.595	41.89	57.47	15.58	74.00	16.53	200	344	Vertical	/

802.11a SISO ANT2/5260MHz

Detector mode: Average Polarity: Horizontal

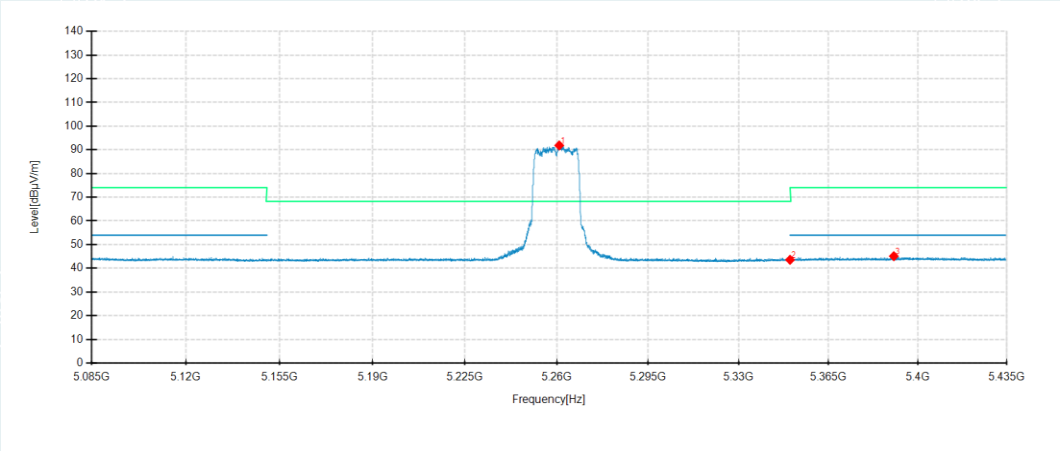

Detector mode: Average Polarity: Vertical

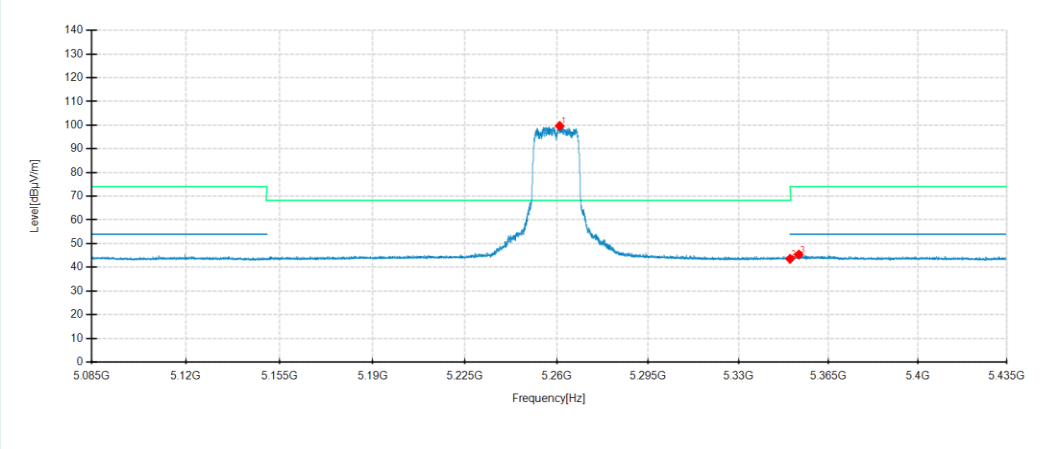

No.	Frequency MHz	Reading dBµV/m	Level dBµV/m	Factor dB	Limit dBuV/m	Margin dB	Height cm	Angle °	Pole	Comment
1	5260.945	76.47	91.87	15.40	-	-	200	178	Horizontal	No limit
2	5350	28.04	43.58	15.54	54.00	10.42	100	294	Horizontal	/
3	5390.515	29.09	45.11	16.02	54.00	8.89	100	82	Horizontal	/
1	5261.12	83.97	99.67	15.70	-	-	100	229	Vertical	No limit
2	5350	28.02	43.56	15.54	54.00	10.44	100	289	Vertical	/
3	5353.415	29.81	45.37	15.56	54.00	8.63	200	229	Vertical	/

802.11a SISO ANT2/5320MHz

Detector mode: Peak Polarity: Horizontal

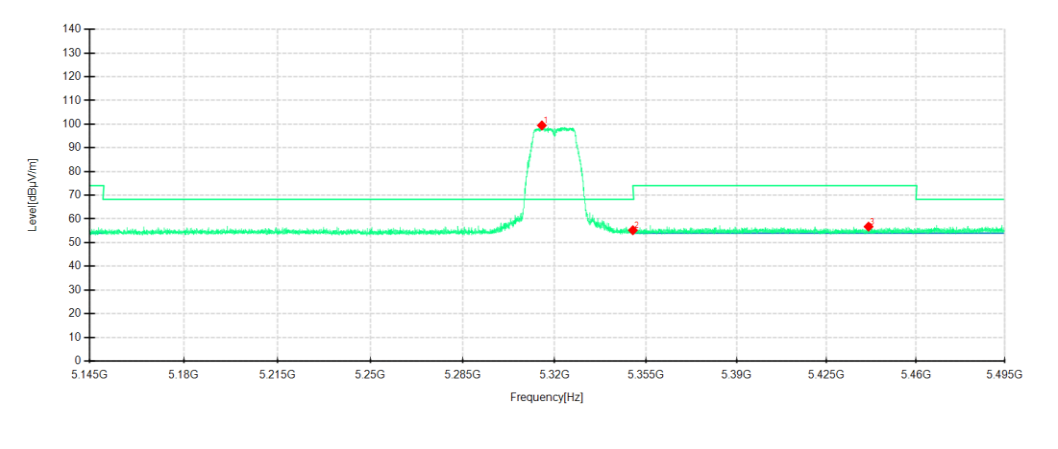

Detector mode: Peak Polarity: Vertical

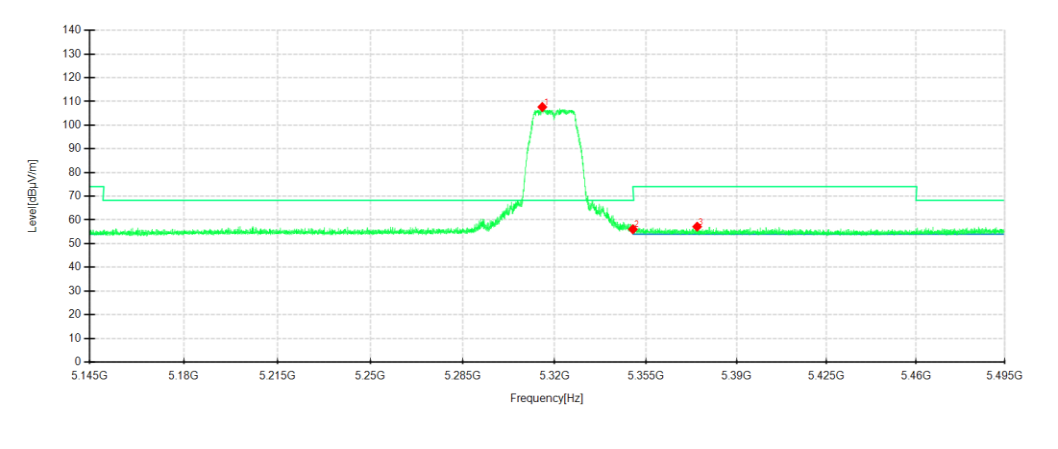

No.	Frequency MHz	Reading dBµV/m	Level dBµV/m	Factor dB	Limit dBuV/m	Margin dB	Height cm	Angle °	Pole	Comment
1	5315.1	84.01	99.45	15.44	-	-	200	179	Horizontal	No limit
2	5350	39.68	55.22	15.54	68.30	13.08	200	322	Horizontal	/
3	5441.415	40.73	56.73	16.00	74.00	17.27	100	345	Horizontal	/
1	5315.275	91.99	107.64	15.65	-	-	100	229	Vertical	No limit
2	5350	40.51	56.05	15.54	68.30	12.25	100	302	Vertical	/
3	5374.775	41.50	57.14	15.64	74.00	16.86	200	294	Vertical	/

802.11a SISO ANT2/5320MHz

Detector mode: Average Polarity: Horizontal

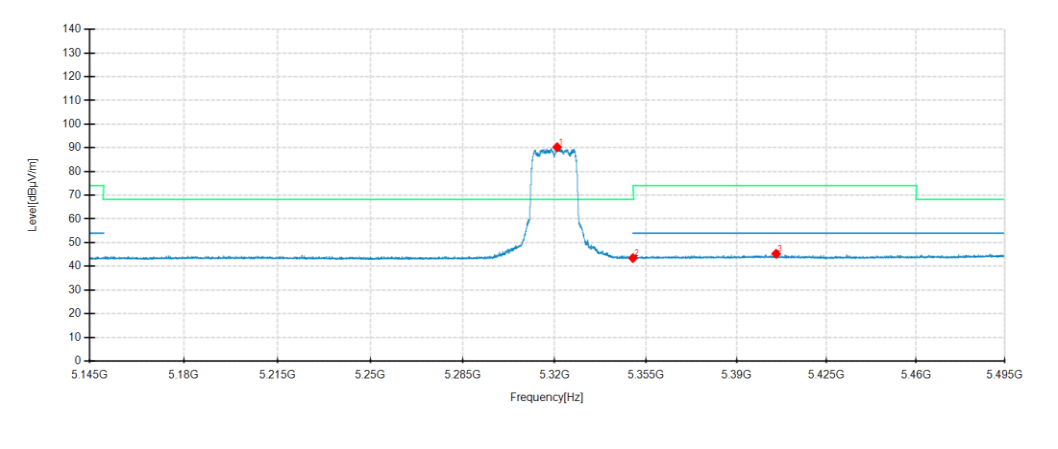

Detector mode: Average Polarity: Vertical

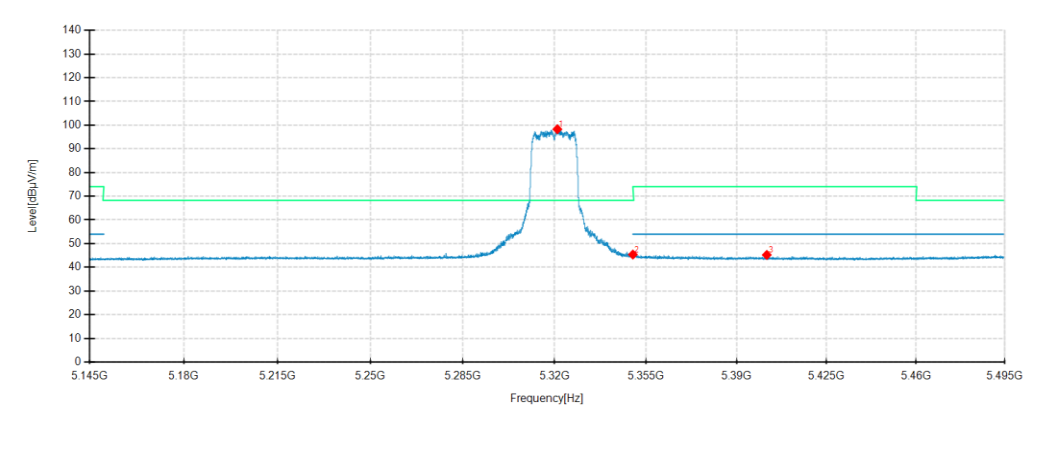

No.	Frequency MHz	Reading dBµV/m	Level dBµV/m	Factor dB	Limit dBuV/m	Margin dB	Height cm	Angle °	Pole	Comment
1	5320.945	74.82	90.27	15.45	-	-	200	178	Horizontal	No limit
2	5350	27.93	43.47	15.54	54.00	10.53	200	116	Horizontal	/
3	5405.365	29.16	45.28	16.12	54.00	8.72	200	36	Horizontal	/
1	5321.015	82.66	98.29	15.63	-	-	100	229	Vertical	No limit
2	5350	29.83	45.37	15.54	54.00	8.63	100	229	Vertical	/
3	5401.76	29.48	45.22	15.74	54.00	8.78	200	220	Vertical	/

802.11a SISO ANT2/5500MHz

Detector mode: Peak Polarity: Horizontal

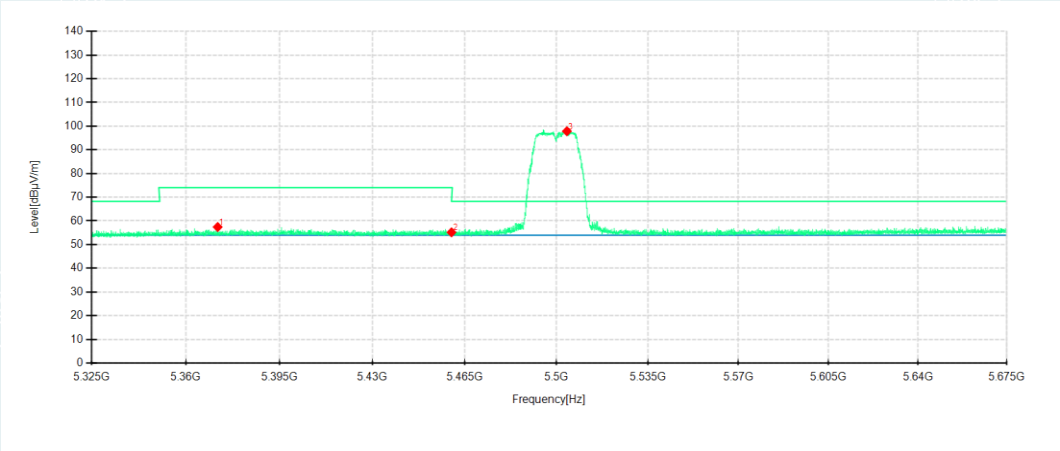

Detector mode: Peak Polarity: Vertical

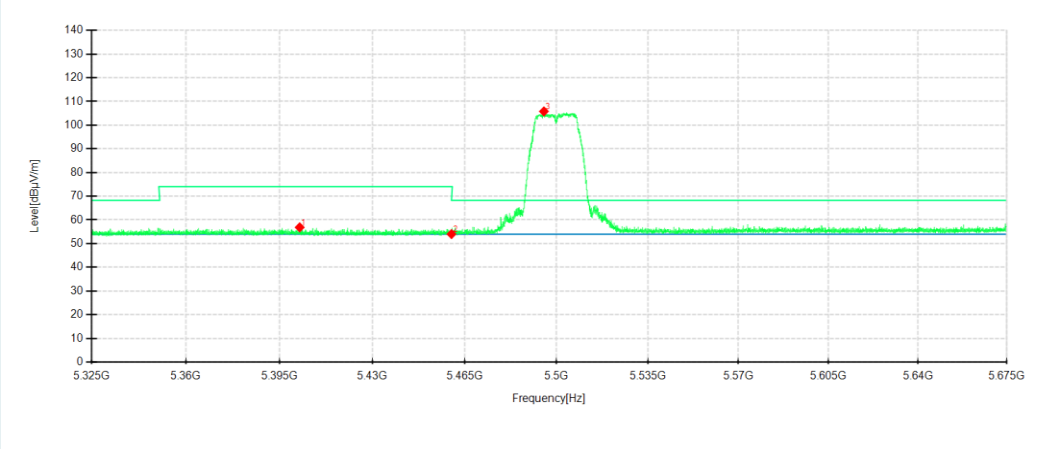

No.	Frequency MHz	Reading dBµV/m	Level dBµV/m	Factor dB	Limit dBuV/m	Margin dB	Height cm	Angle °	Pole	Comment
1	5371.935	41.61	57.42	15.81	74.00	16.58	200	243	Horizontal	/
2	5460	39.09	55.18	16.09	68.30	13.12	200	110	Horizontal	/
3	5503.99	81.36	97.85	16.49	-	-	200	193	Horizontal	No limit
1	5402.665	41.12	56.86	15.74	74.00	17.14	100	100	Vertical	/
2	5460	38.19	54.02	15.83	68.30	14.28	100	111	Vertical	/
3	5495.205	89.43	105.79	16.36	-	-	100	238	Vertical	No limit

802.11a SISO ANT2/5500MHz

Detector mode: Average Polarity: Horizontal

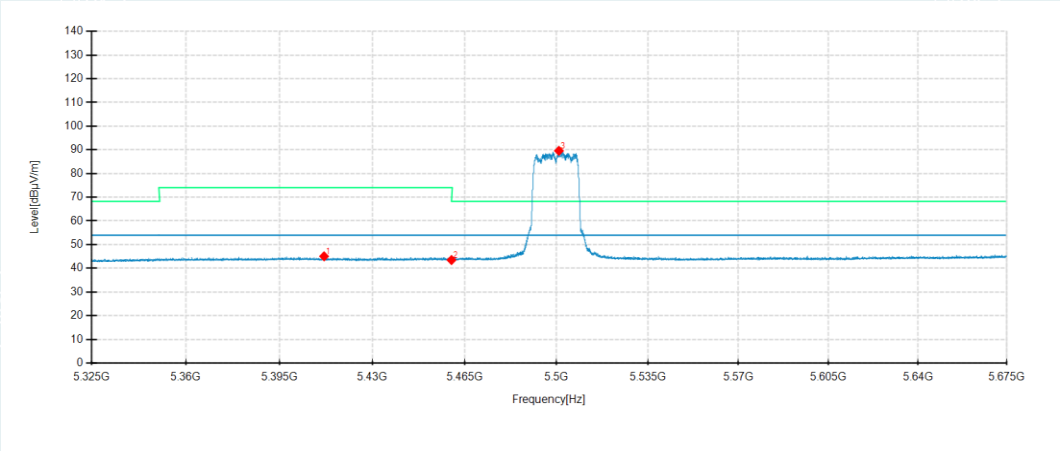

Detector mode: Average Polarity: Vertical

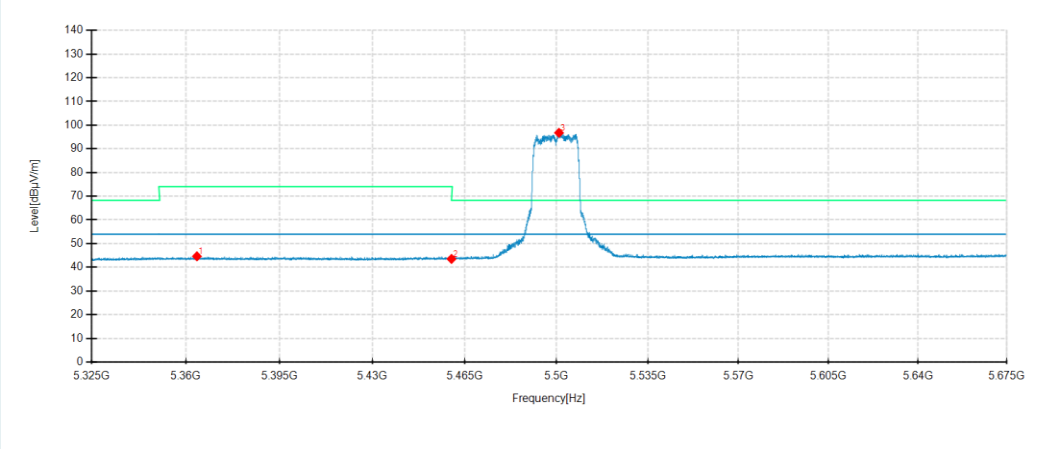

No.	Frequency MHz	Reading dBµV/m	Level dBµV/m	Factor dB	Limit dBuV/m	Margin dB	Height cm	Angle °	Pole	Comment
1	5411.835	28.95	45.05	16.10	54.00	8.95	100	124	Horizontal	/
2	5460	27.40	43.49	16.09	54.00	10.51	100	155	Horizontal	/
3	5500.945	73.07	89.59	16.52	-	-	200	192	Horizontal	No limit
1	5364.2	29.05	44.64	15.59	54.00	9.36	200	95	Vertical	/
2	5460	27.69	43.52	15.83	54.00	10.48	200	11	Vertical	/
3	5500.98	80.35	96.78	16.43	-	-	100	234	Vertical	No limit

802.11a SISO ANT2/5700MHz

Detector mode: Peak Polarity: Horizontal

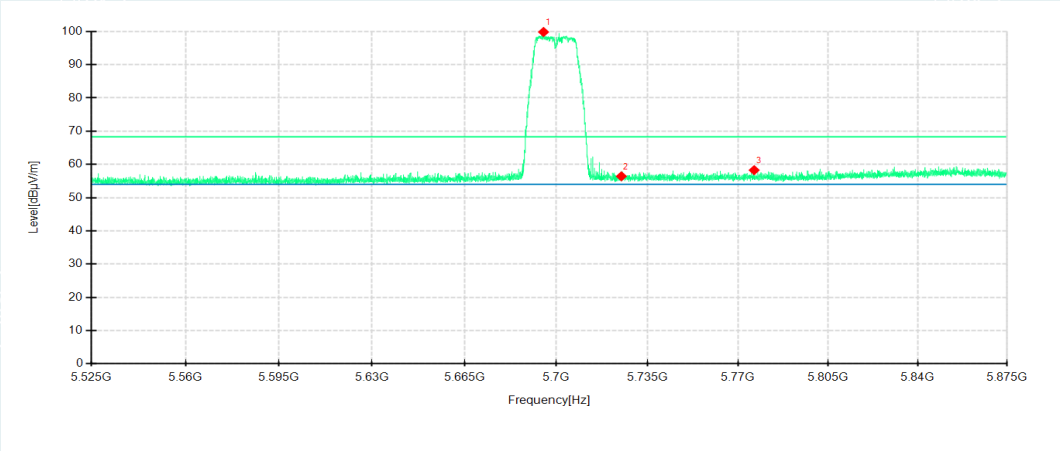

Detector mode: Peak Polarity: Vertical

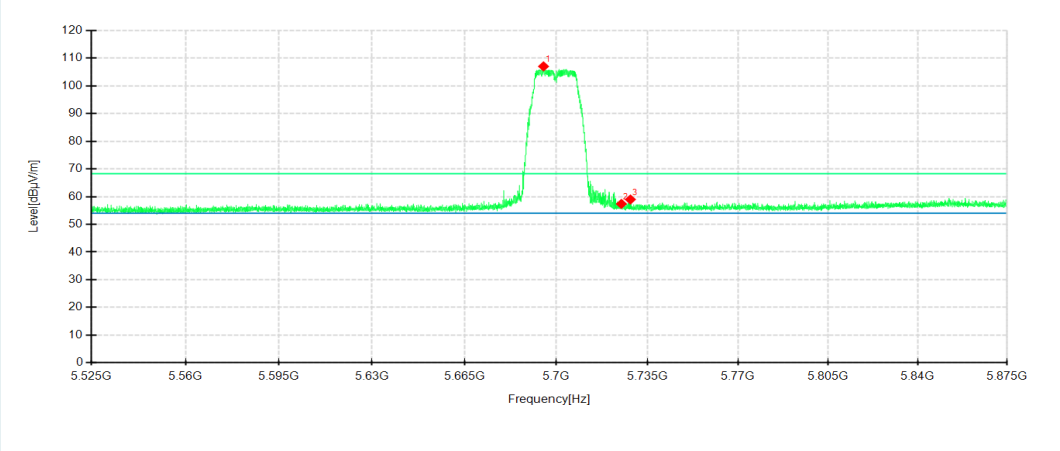

No.	Frequency MHz	Reading dBµV/m	Level dBµV/m	Factor dB	Limit dBuV/m	Margin dB	Height cm	Angle °	Pole	Comment
1	5695.17	82.89	99.84	16.95	-	-	200	188	Horizontal	No limit
2	5725.00	39.37	56.43	17.06	68.30	11.87	200	309	Horizontal	/
3	5776.23	41.03	58.27	17.24	68.30	10.03	100	345	Horizontal	/
1	5695.17	90.26	107.03	16.77	-	-	100	229	Vertical	No limit
2	5725.00	40.48	57.39	16.91	68.30	10.91	100	208	Vertical	/
3	5728.455	42.04	58.97	16.93	68.30	9.33	200	194	Vertical	/

802.11a SISO ANT2/5700MHz

Detector mode: Average Polarity: Horizontal

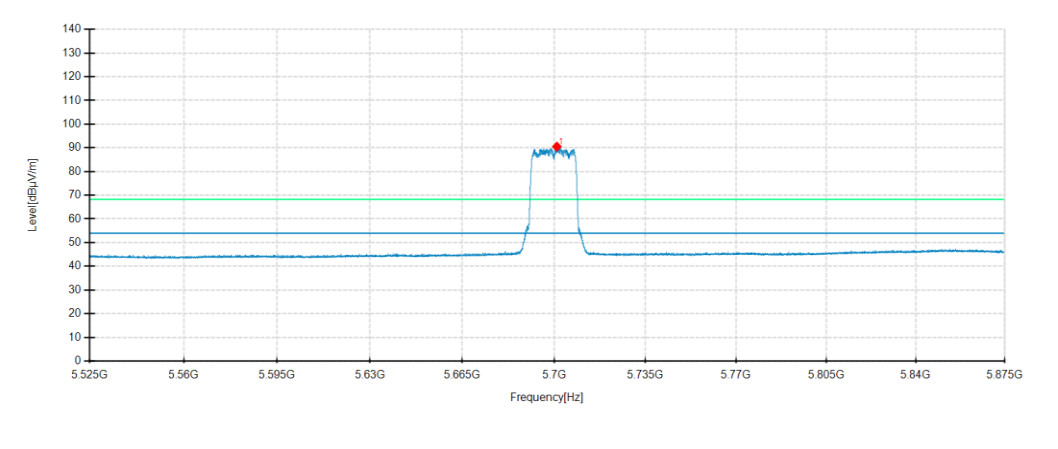

Detector mode: Average Polarity: Vertical

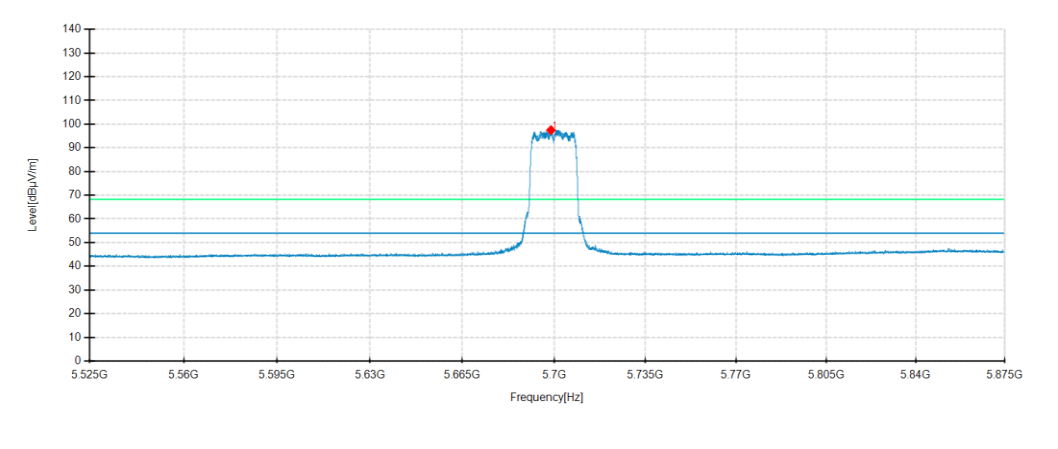

No.	Frequency MHz	Reading dBµV/m	Level dBµV/m	Factor dB	Limit dBuV/m	Margin dB	Height cm	Angle °	Pole	Comment
1	5701.015	73.52	90.51	16.99	54.00	-36.51	200	188	Horizontal	No limit
1	5698.775	80.69	97.47	16.78	54.00	-43.47	100	238	Vertical	No limit

802.11a SISO ANT2/5720MHz

Detector mode: Peak Polarity: Horizontal

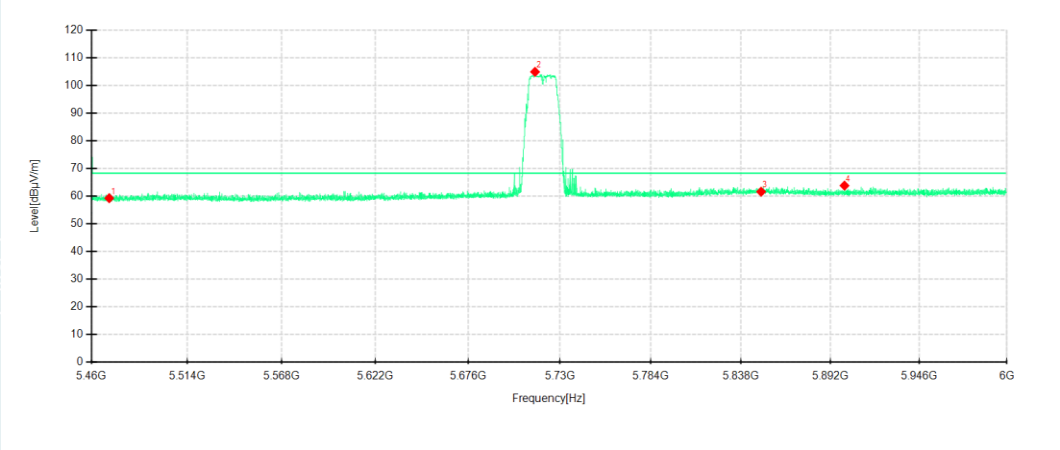

Detector mode: Peak Polarity: Vertical

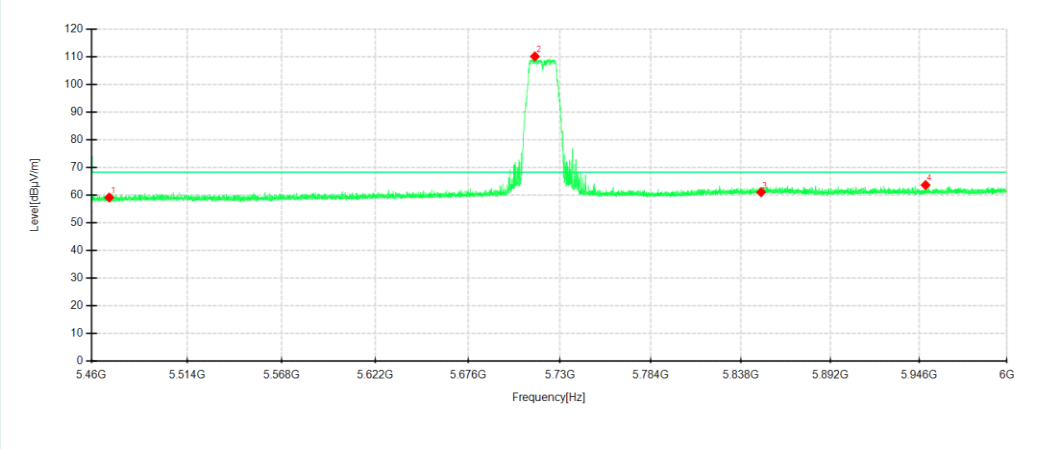

No.	Frequency MHz	Reading dBµV/m	Level dBµV/m	Factor dB	Limit dBuV/m	Margin dB	Height cm	Angle °	Pole	Comment
1	5470	39.23	59.29	20.06	68.30	9.01	200	97	Horizontal	/
2	5715.312	83.91	105.00	21.09	-	-	200	360	Horizontal	No limit
3	5850	38.85	61.63	22.78	68.30	6.67	200	16	Horizontal	/
4	5900.478	41.83	63.84	22.01	68.30	4.46	200	238	Horizontal	/
1	5470	39.55	59.17	19.62	68.30	9.13	100	276	Vertical	/
2	5715.258	89.26	110.22	20.96	-	-	100	46	Vertical	No limit
3	5850	38.62	61.10	22.48	68.30	7.20	100	176	Vertical	/
4	5949.996	41.62	63.69	22.07	68.30	4.61	100	197	Vertical	/

802.11a SISO ANT2/5745MHz

Detector mode: Peak Polarity: Horizontal

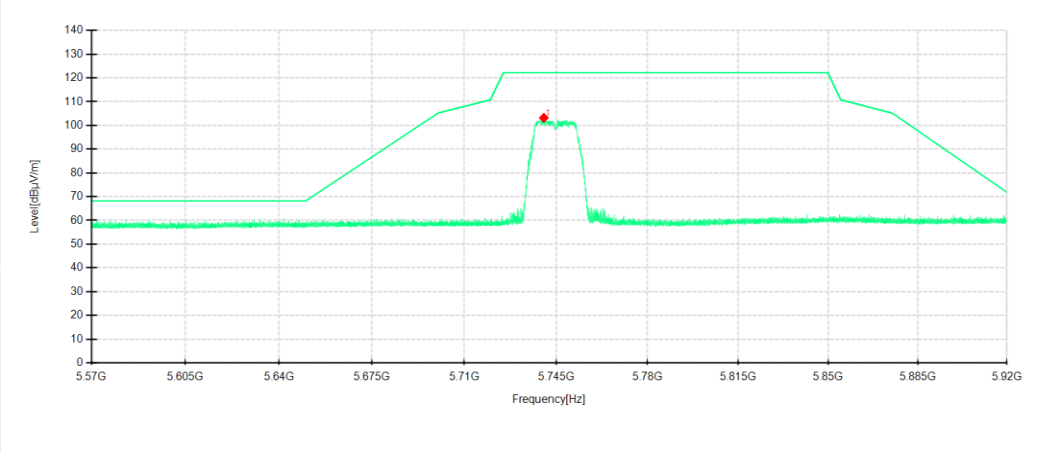

Detector mode: Peak Polarity: Vertical

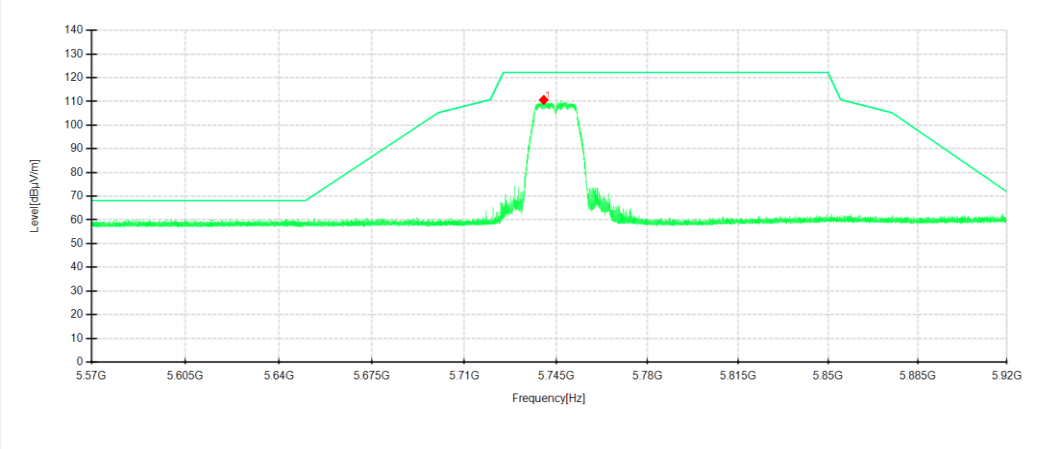

No.	Frequency MHz	Reading dBµV/m	Level dBµV/m	Factor dB	Limit dBuV/m	Margin dB	Height cm	Angle °	Pole	Comment
1	5740.2925	83.08	103.18	20.10	-	-	200	192	Horizontal	No limit
1	5740.275	90.67	110.65	19.98	-	-	100	243	Vertical	No limit

802.11a SISO ANT2/5825MHz

Detector mode: Peak Polarity: Horizontal

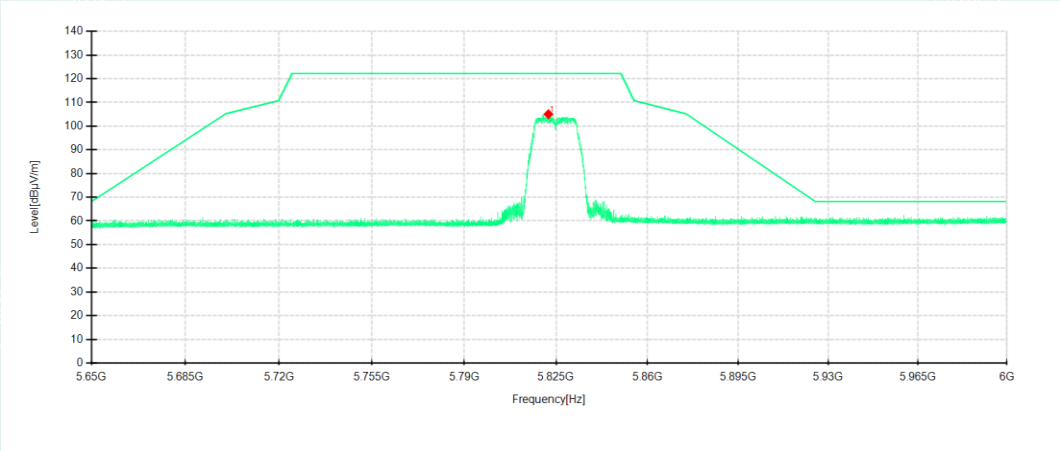

Detector mode: Peak Polarity: Vertical

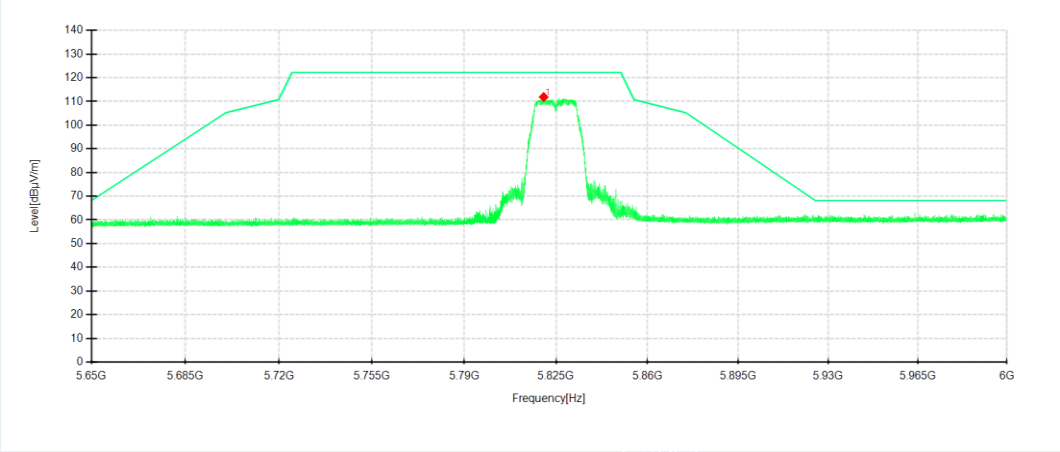

No.	Frequency MHz	Reading dBµV/m	Level dBµV/m	Factor dB	Limit dBuV/m	Margin dB	Height cm	Angle °	Pole	Comment
1	5822.095	84.06	105.04	20.98	-	-	200	204	Horizontal	No limit
1	5820.275	91.12	111.85	20.73	-	-	100	241	Vertical	No limit

802.11a CDD/5180MHz

Detector mode: Peak Polarity: Horizontal

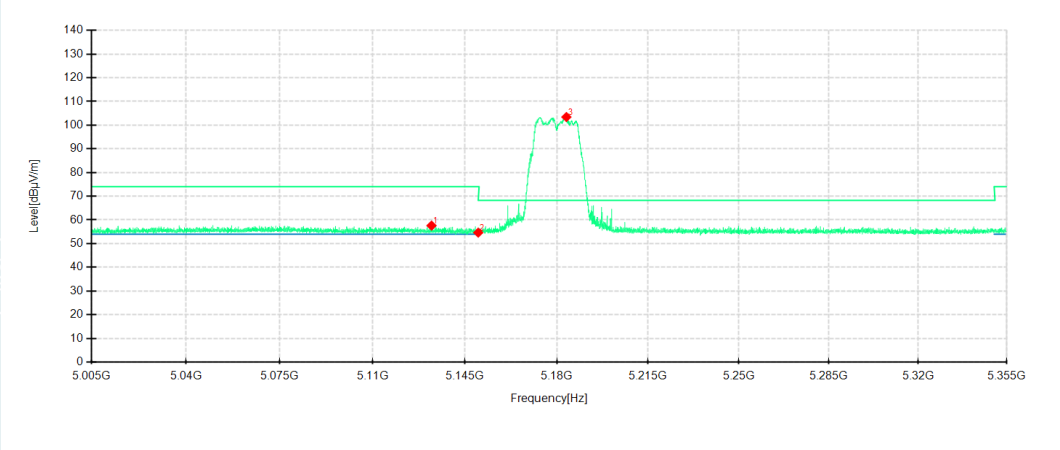

Detector mode: Peak Polarity: Vertical

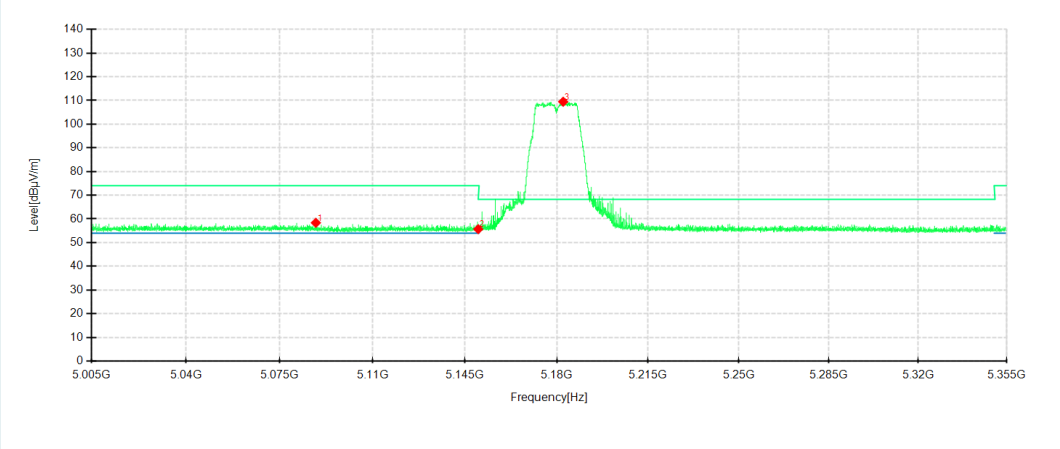

No.	Frequency MHz	Reading dBµV/m	Level dBµV/m	Factor dB	Limit dBuV/m	Margin dB	Height cm	Angle °	Pole	Comment
1	5132.26	38.95	57.60	18.65	74.00	13.40	200	192	Horizontal	/
2	5150	36.06	54.64	18.58	68.30	10.66	200	244	Horizontal	/
3	5183.64	84.76	103.43	18.67	-	-	200	12	Horizontal	No limit
1	5088.615	39.70	58.35	18.65	74.00	12.65	200	176	Vertical	/
2	5150	37.21	55.69	18.48	68.30	9.61	100	313	Vertical	/
3	5182.415	90.77	109.46	18.69	-	-	100	35	Vertical	No limit

802.11a CDD/5180MHz

Detector mode: Average Polarity: Horizontal

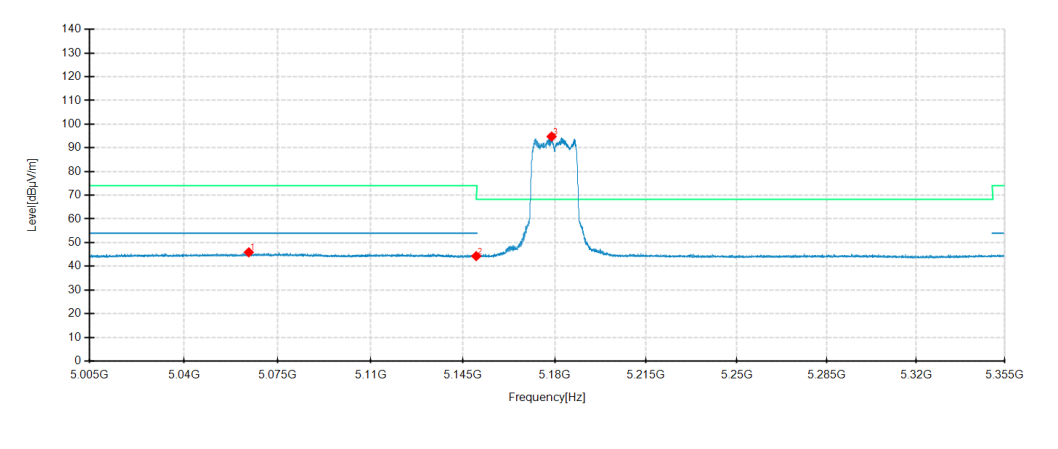

Detector mode: Average Polarity: Vertical

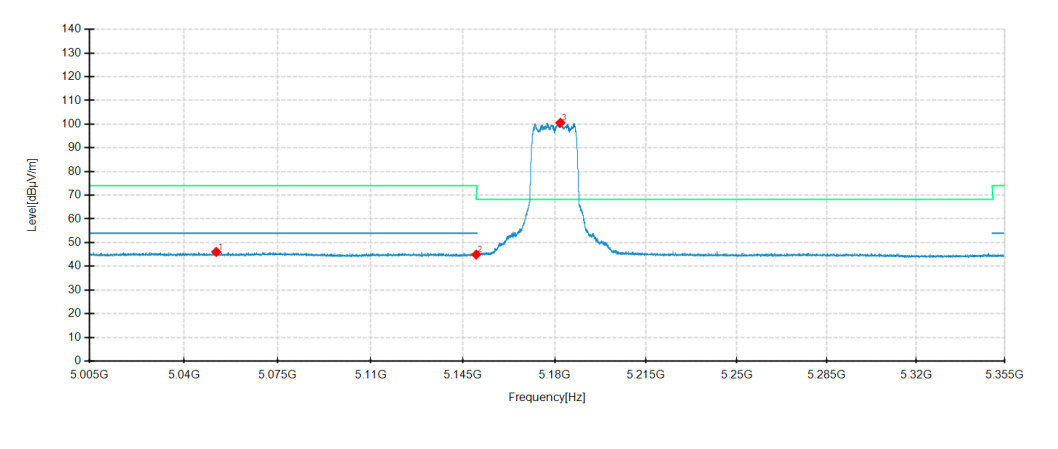

No.	Frequency MHz	Reading dBµV/m	Level dBµV/m	Factor dB	Limit dBuV/m	Margin dB	Height cm	Angle °	Pole	Comment
1	5064.22	27.00	45.89	18.89	54.00	5.11	100	279	Horizontal	/
2	5150	25.71	44.29	18.58	54.00	6.71	100	16	Horizontal	/
3	5178.74	76.12	94.77	18.65	-	-	200	15	Horizontal	No limit
1	5052.075	27.15	46.07	18.92	54.00	4.93	200	16	Vertical	/
2	5150	26.47	44.95	18.48	54.00	6.05	100	252	Vertical	/
3	5182.1	81.89	100.58	18.69	-	-	100	29	Vertical	No limit

802.11a CDD/5240MHz

Detector mode: Peak Polarity: Horizontal

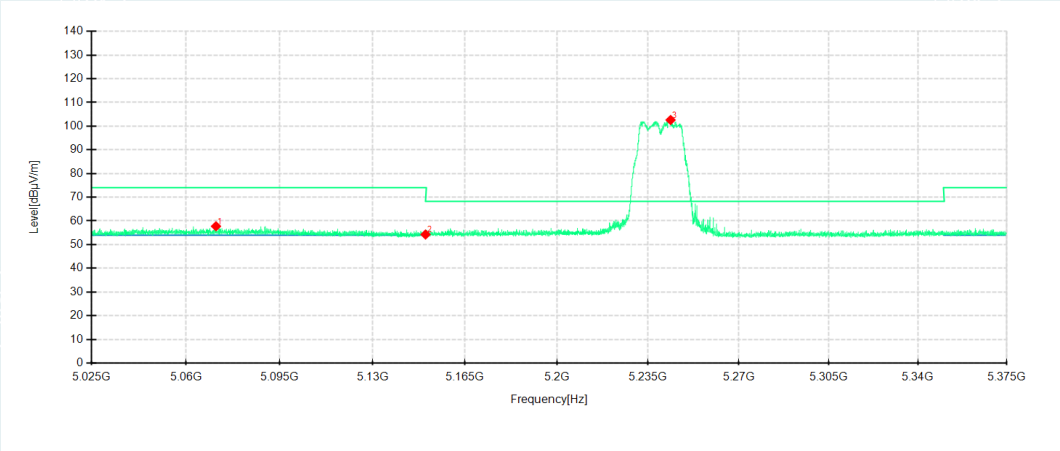

Detector mode: Peak Polarity: Vertical

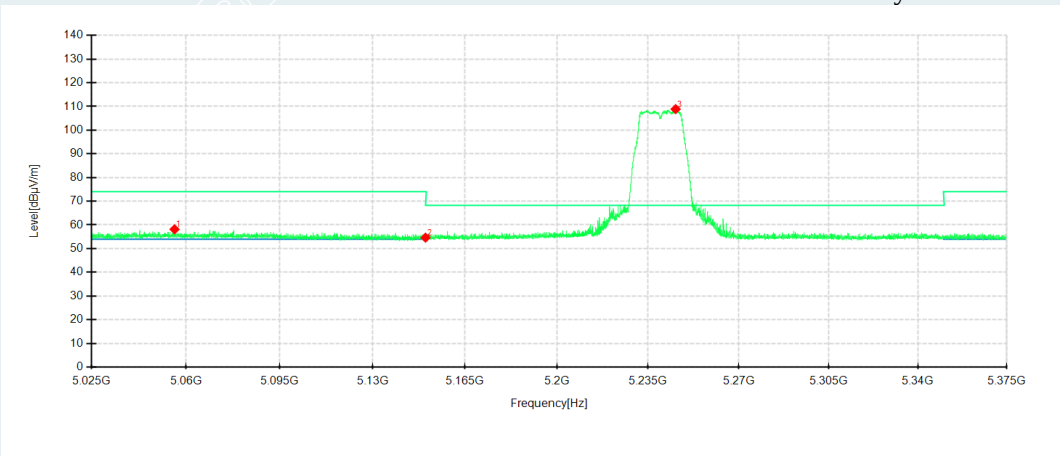

No.	Frequency MHz	Reading dBµV/m	Level dBµV/m	Factor dB	Limit dBuV/m	Margin dB	Height cm	Angle °	Pole	Comment
1	5071.235	38.88	57.74	18.86	74.00	16.26	100	280	Horizontal	/
2	5150	35.69	54.27	18.58	68.30	14.03	200	183	Horizontal	/
3	5243.68	84.16	102.60	18.44	-	-	200	9	Horizontal	No limit
1	5055.8	39.25	58.14	18.89	74.00	15.86	100	71	Vertical	/
2	5150	36.14	54.62	18.48	68.30	13.68	200	15	Vertical	/
3	5245.64	90.16	108.87	18.71	-	-	200	259	Vertical	No limit

802.11a CDD/5240MHz

Detector mode: Average Polarity: Horizontal

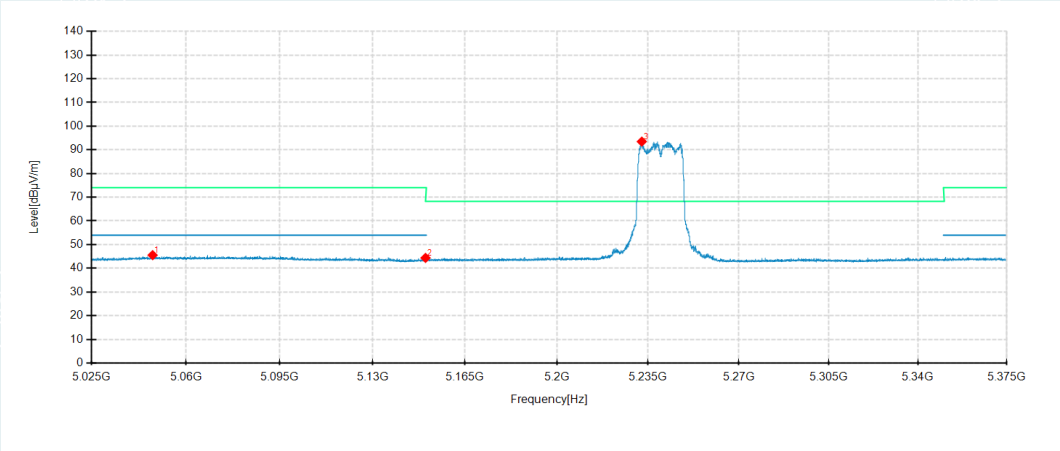

Detector mode: Average Polarity: Vertical

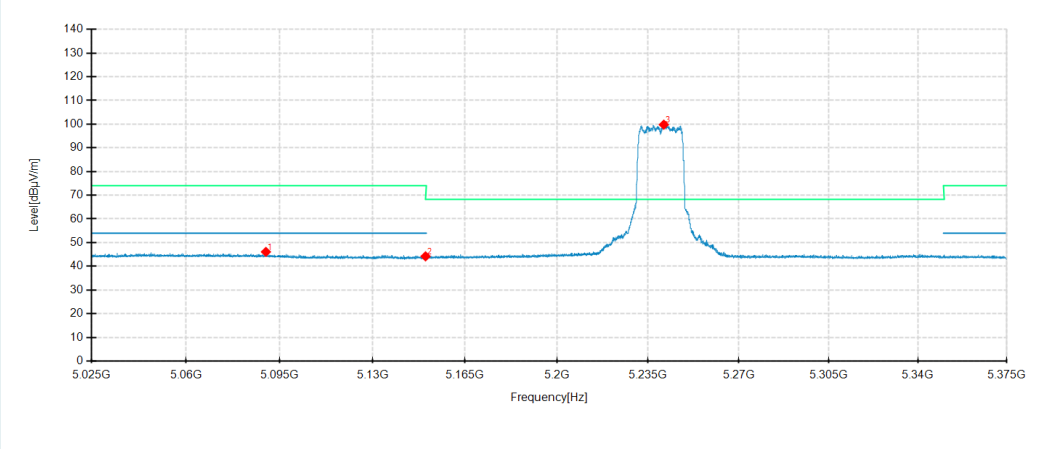

No.	Frequency MHz	Reading dBμV/m	Level dBμV/m	Factor dB	Limit dBuV/m	Margin dB	Height cm	Angle °	Pole	Comment
1	5047.645	26.65	45.55	18.90	54.00	8.45	200	19	Horizontal	/
2	5150	25.81	44.39	18.58	54.00	9.61	200	49	Horizontal	/
3	5232.585	74.99	93.49	18.50	-	-	200	10	Horizontal	No limit
1	5089.89	27.44	46.08	18.64	54.00	7.92	100	29	Vertical	/
2	5150	25.72	44.20	18.48	54.00	9.80	100	242	Vertical	/
3	5241.09	81.06	99.78	18.72	-	-	200	251	Vertical	No limit