802.11ac VHT80 mode/5210MHz

Detector mode: Peak

Polarity: Horizontal

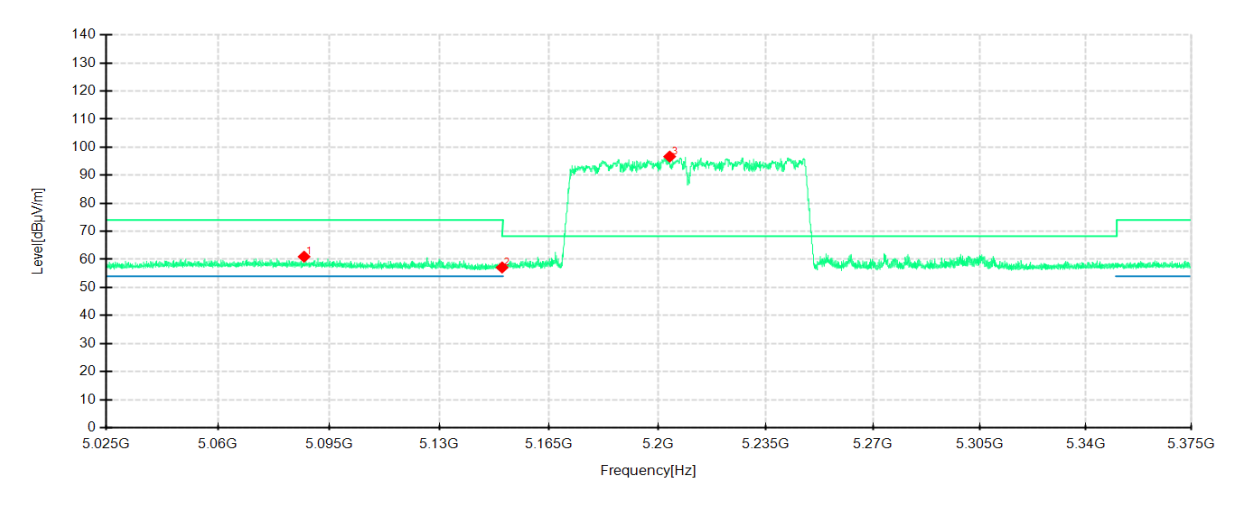

Detector mode: Peak

Polarity: Vertical

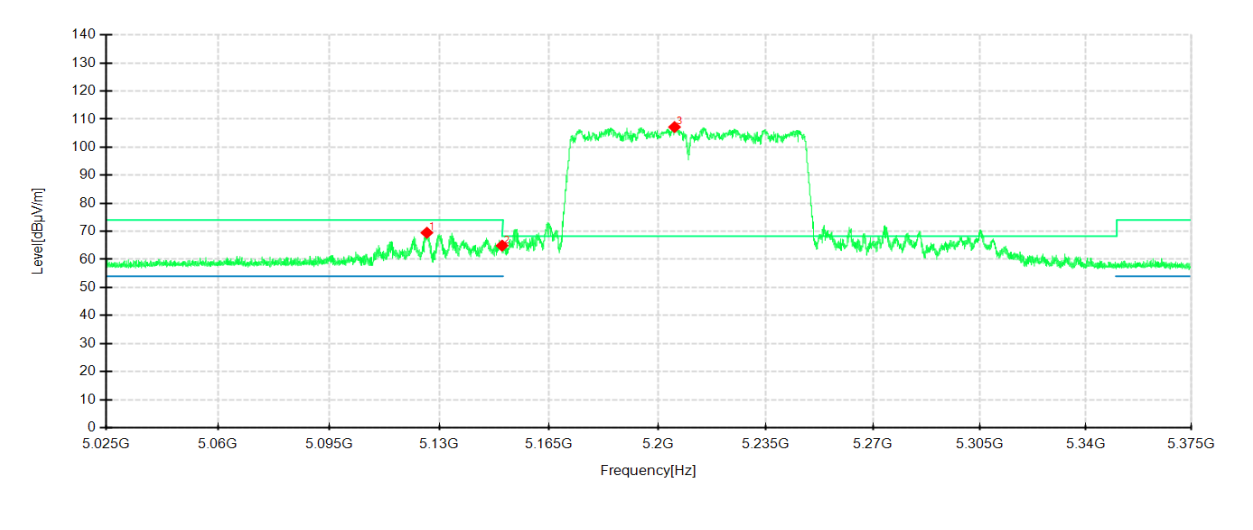

No.	Frequency MHz	Reading dBµV/m	Level dBµV/m	Factor dB	Limit dBuV/m	Margin dB	Height cm	Angle °	Pole	Comment
1	5087.09	42.14	60.95	18.81	74.00	13.05	200	293	Horizontal	/
2	5150	38.54	57.12	18.58	68.30	11.18	200	67	Horizontal	/
3	5203.85	77.97	96.65	18.68	-	-	200	149	Horizontal	No limit
1	5126.01	50.98	69.50	18.52	74.00	4.50	200	149	Vertical	/
2	5150	46.42	64.90	18.48	68.30	3.40	200	138	Vertical	/
3	5205.425	88.37	107.16	18.79	-	-	200	138	Vertical	No limit

802.11ac VHT80 mode/5210MHz

Detector mode: Average

Polarity: Horizontal

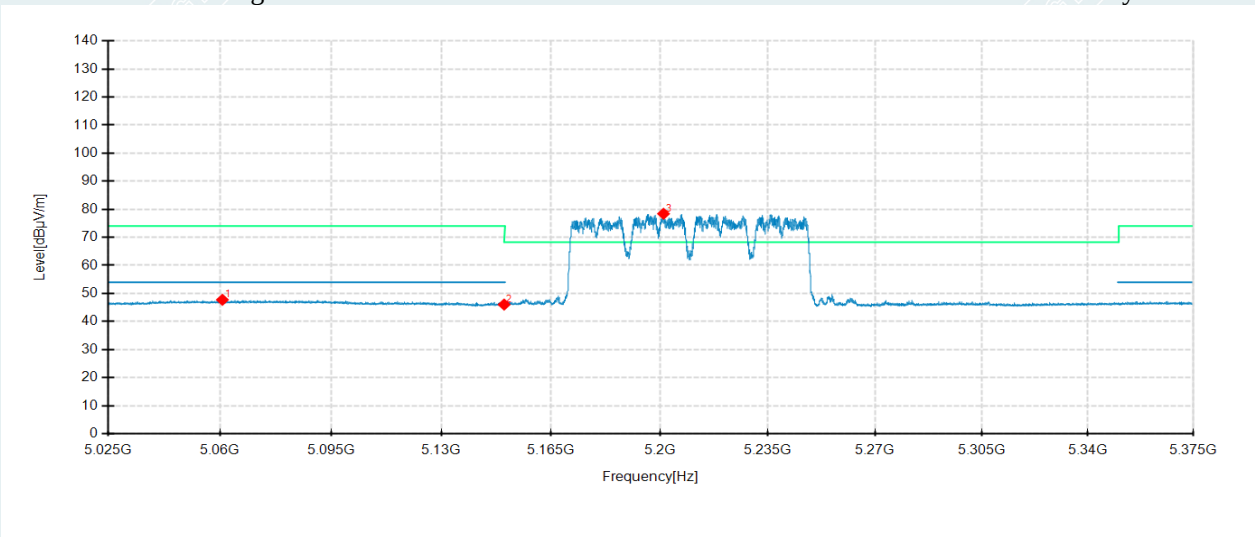

Detector mode: Average

Polarity: Vertical

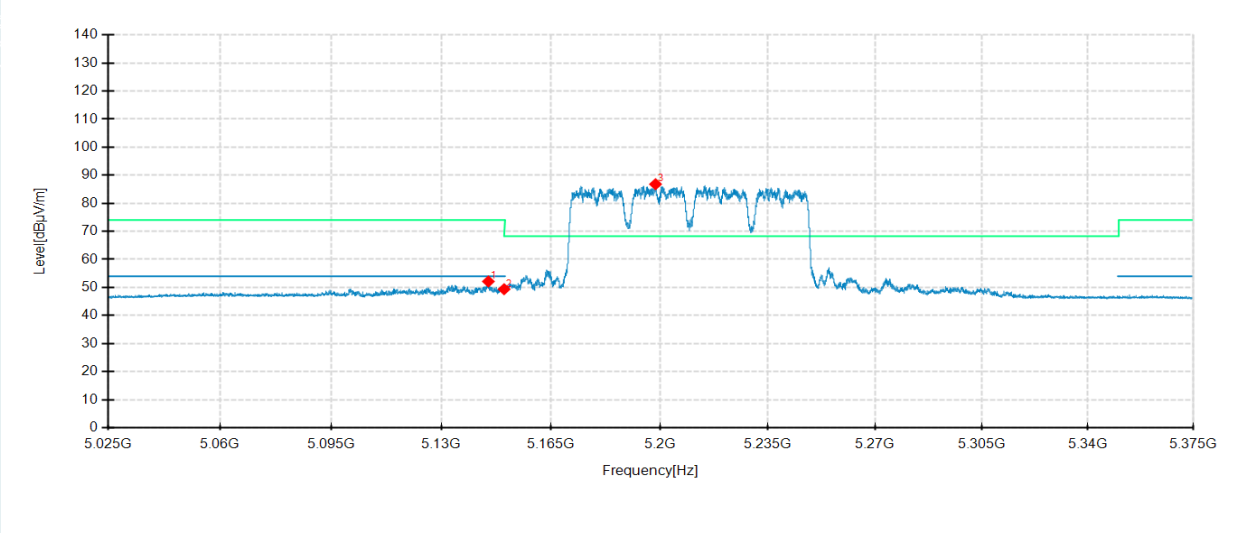

No.	Frequency MHz	Reading dBµV/m	Level dBµV/m	Factor dB	Limit dBuV/m	Margin dB	Height cm	Angle °	Pole	Comment
1	5060.735	28.84	47.73	18.89	54.00	6.27	200	4	Horizontal	/
2	5150	27.45	46.03	18.58	54.00	7.97	200	124	Horizontal	/
3	5201.225	59.71	78.40	18.69	-	-	200	145	Horizontal	No limit
1	5144.98	33.64	52.13	18.49	54.00	1.87	200	132	Vertical	/
2	5150	30.89	49.37	18.48	54.00	4.63	200	143	Vertical	/
3	5198.635	68.01	86.80	18.79	-	-	200	132	Vertical	No limit

802.11ac VHT80 mode/5290MHz

Detector mode: Peak

Polarity: Horizontal

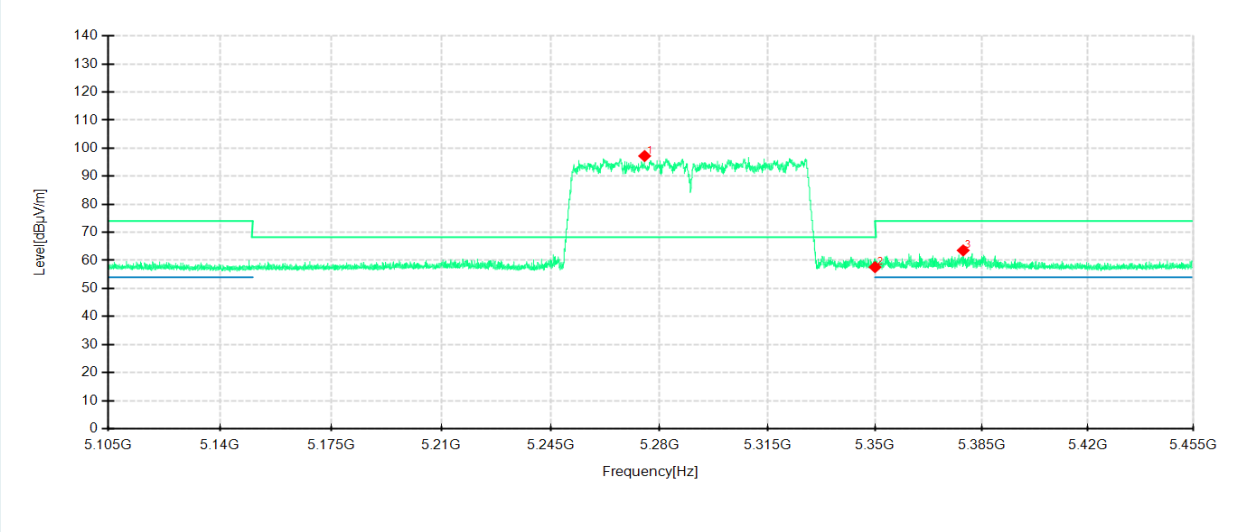

Detector mode: Peak

Polarity: Vertical

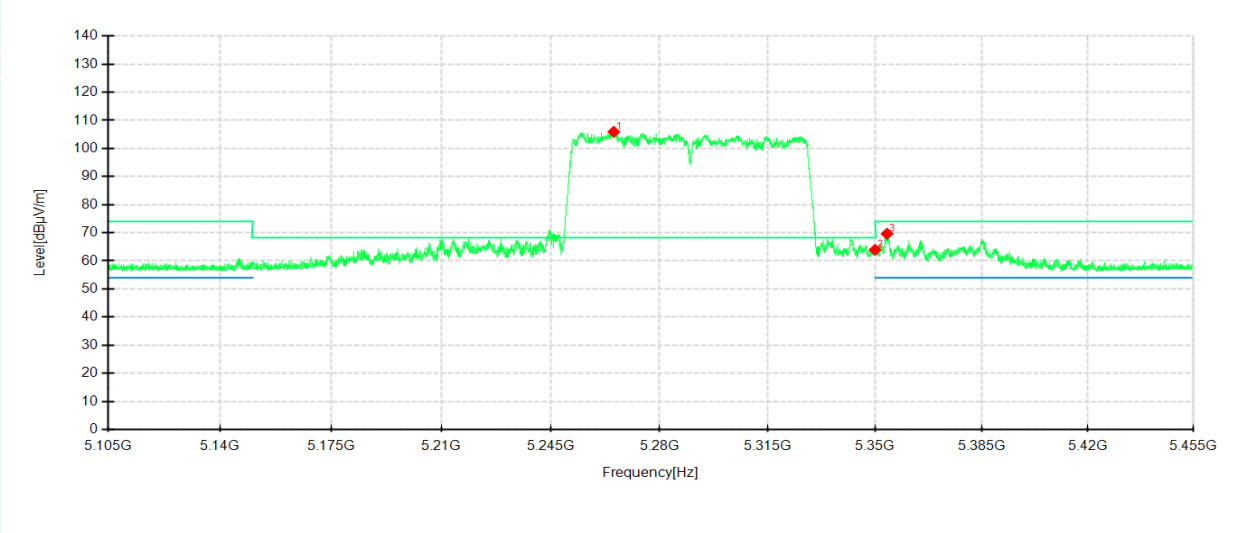

No.	Frequency MHz	Reading dBµV/m	Level dBµV/m	Factor dB	Limit dBuV/m	Margin dB	Height cm	Angle °	Pole	Comment
1	5275.17	78.82	97.21	18.39	-	-	200	148	Horizontal	No limit
2	5350	39.05	57.59	18.54	68.30	10.71	200	24	Horizontal	/
3	5378.91	44.66	63.55	18.89	74.00	10.45	200	24	Horizontal	/
1	5265.23	87.23	105.93	18.70	-	-	200	141	Vertical	No limit
2	5350	45.37	63.91	18.54	68.30	4.39	200	141	Vertical	/
3	5353.92	51.09	69.64	18.55	74.00	4.36	200	131	Vertical	/

802.11ac VHT80 mode/5290MHz

Detector mode: Average

Polarity: Horizontal

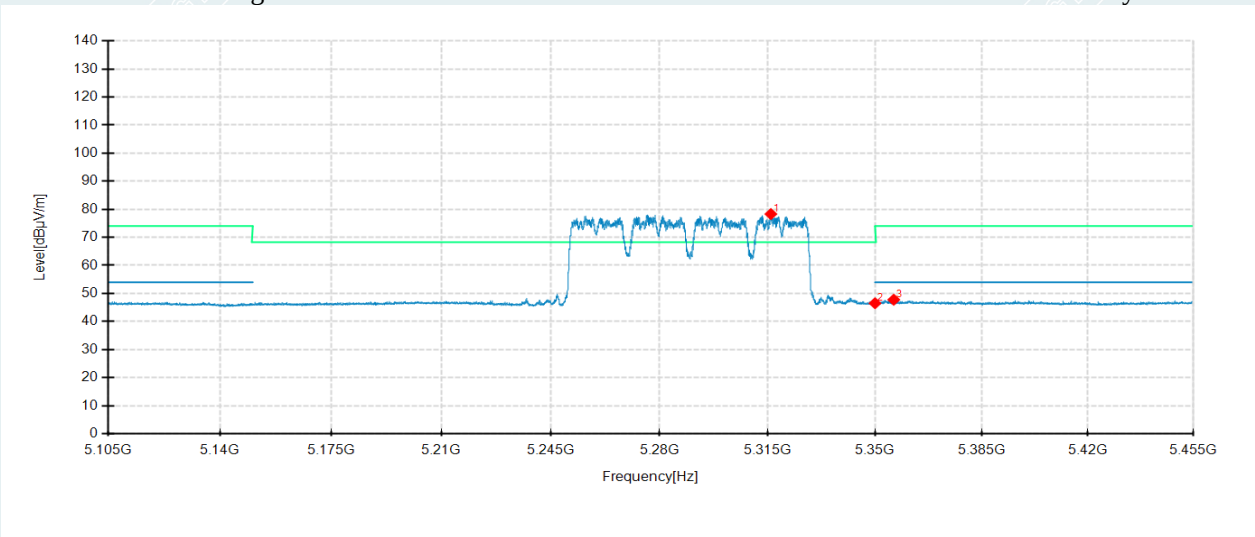

Detector mode: Average

Polarity: Vertical

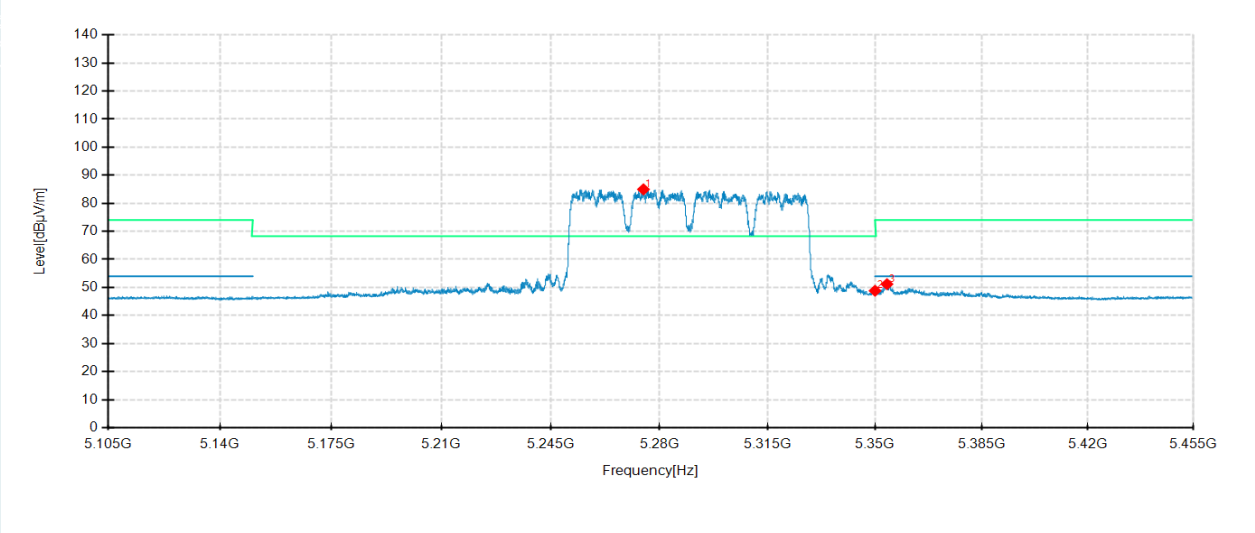

No.	Frequency MHz	Reading dBµV/m	Level dBµV/m	Factor dB	Limit dBuV/m	Margin dB	Height cm	Angle °	Pole	Comment
1	5316.05	59.86	78.30	18.44	-	-	200	151	Horizontal	No limit
2	5350	27.95	46.49	18.54	54.00	7.51	200	119	Horizontal	/
3	5356.125	29.15	47.76	18.61	54.00	6.24	200	140	Horizontal	/
1	5274.785	66.26	84.96	18.70	-	-	200	141	Vertical	No limit
2	5350	30.27	48.81	18.54	54.00	5.19	200	195	Vertical	/
3	5353.92	32.62	51.17	18.55	54.00	2.83	200	129	Vertical	/

802.11ac VHT80 mode/5530MHz

Detector mode: Peak

Polarity: Horizontal

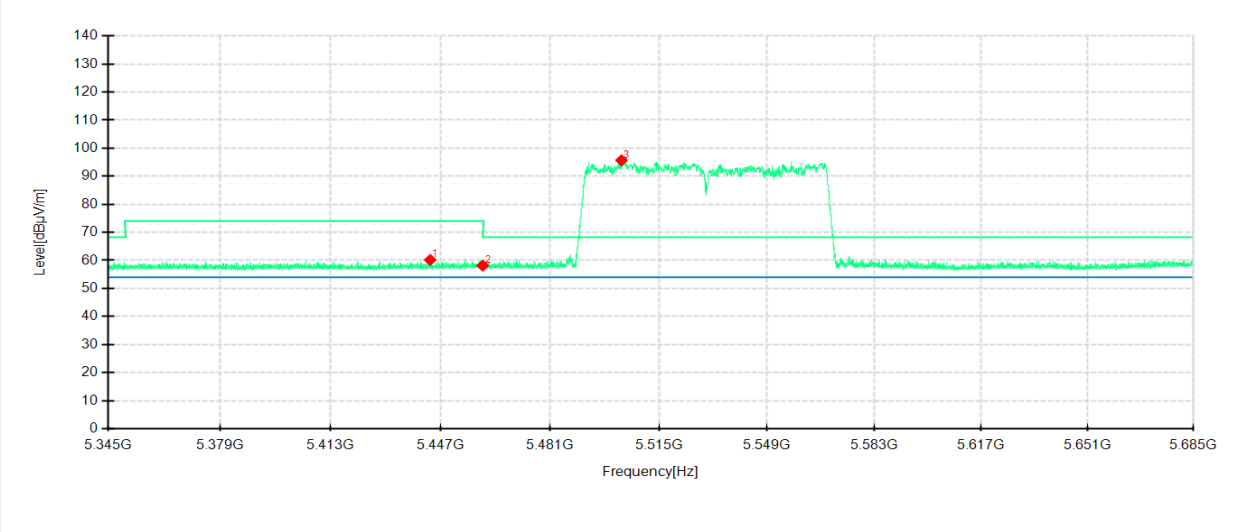

Detector mode: Peak

Polarity: Vertical

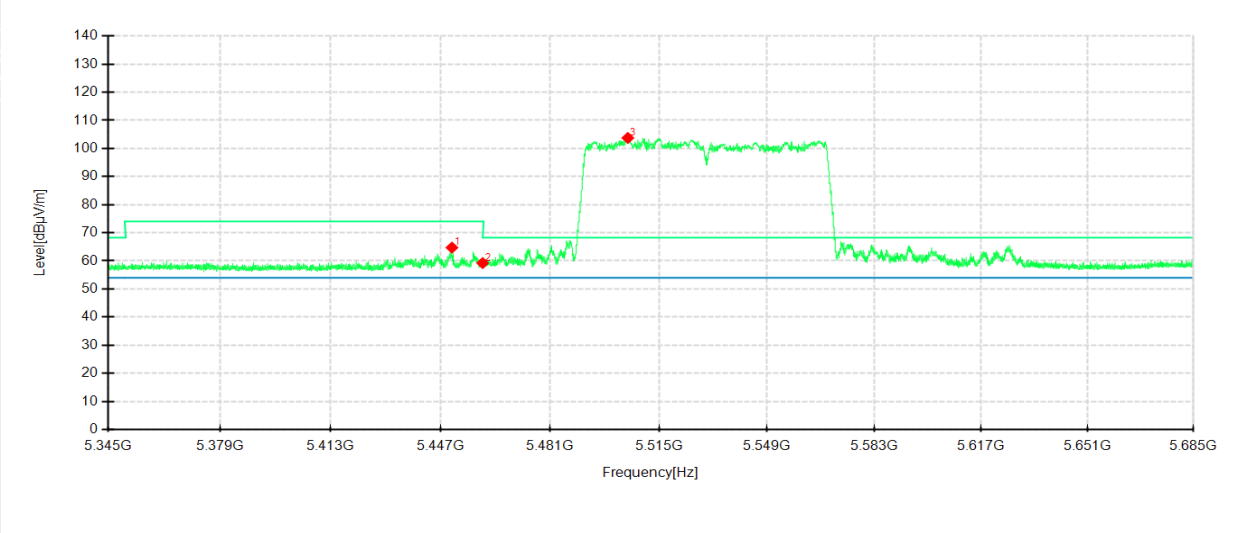

No.	Frequency MHz	Reading dBµV/m	Level dBµV/m	Factor dB	Limit dBuV/m	Margin dB	Height cm	Angle °	Pole	Comment
1	5443.736	41.17	60.17	19.00	74.00	13.83	200	76	Horizontal	/
2	5460	39.06	58.15	19.09	68.30	10.15	200	202	Horizontal	/
3	5503.27	76.19	95.68	19.49	-	-	200	65	Horizontal	No limit
1	5450.468	46.03	64.71	18.68	74.00	9.29	100	6	Vertical	/
2	5460	40.39	59.22	18.83	68.30	9.08	200	360	Vertical	/
3	5505.242	84.34	103.74	19.40	-	-	200	198	Vertical	No limit

802.11ac VHT80 mode/5530MHz

Detector mode: Average

Polarity: Horizontal

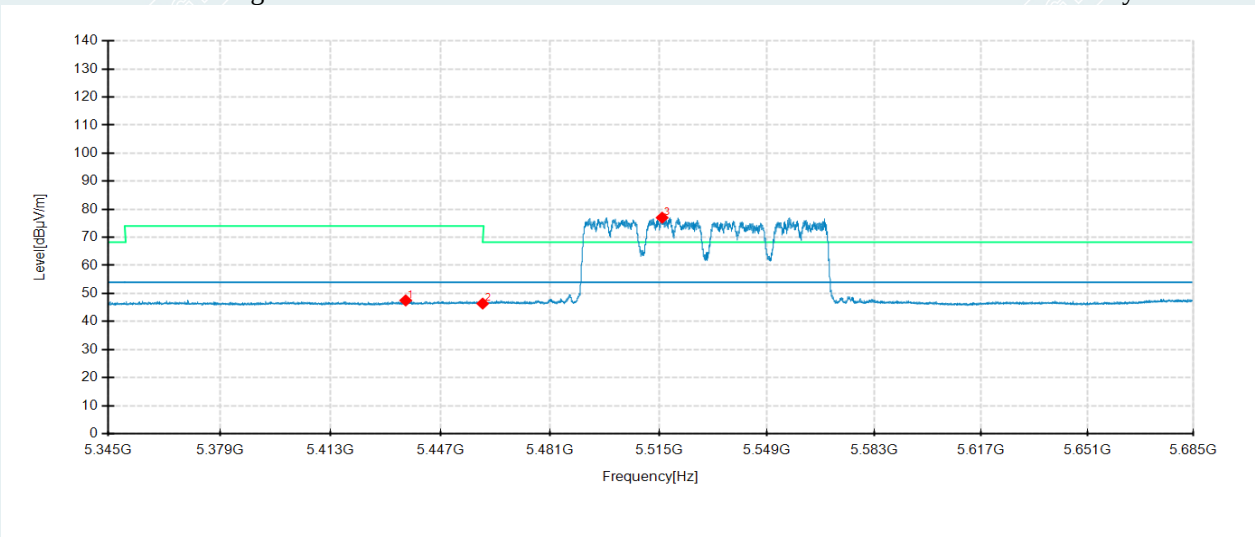

Detector mode: Average

Polarity: Vertical

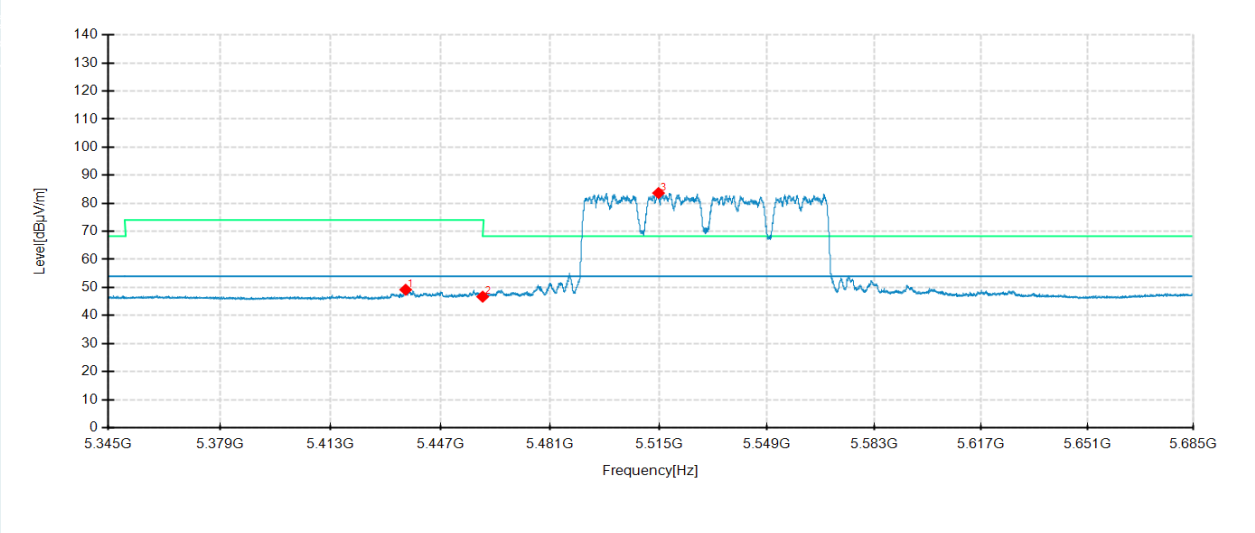

No.	Frequency MHz	Reading dBµV/m	Level dBµV/m	Factor dB	Limit dBuV/m	Margin dB	Height cm	Angle °	Pole	Comment
1	5436.154	28.48	47.50	19.02	54.00	6.50	200	210	Horizontal	/
2	5460	27.30	46.39	19.09	54.00	7.61	100	354	Horizontal	/
3	5515.986	57.65	77.01	19.36	-	-	200	210	Horizontal	No limit
1	5436.154	30.49	49.18	18.69	54.00	4.82	100	20	Vertical	/
2	5460	27.88	46.71	18.83	54.00	7.29	200	212	Vertical	/
3	5514.864	64.29	83.65	19.36	-	-	200	200	Vertical	No limit

802.11ac VHT80 mode/5610MHz

Detector mode: Peak

Polarity: Horizontal

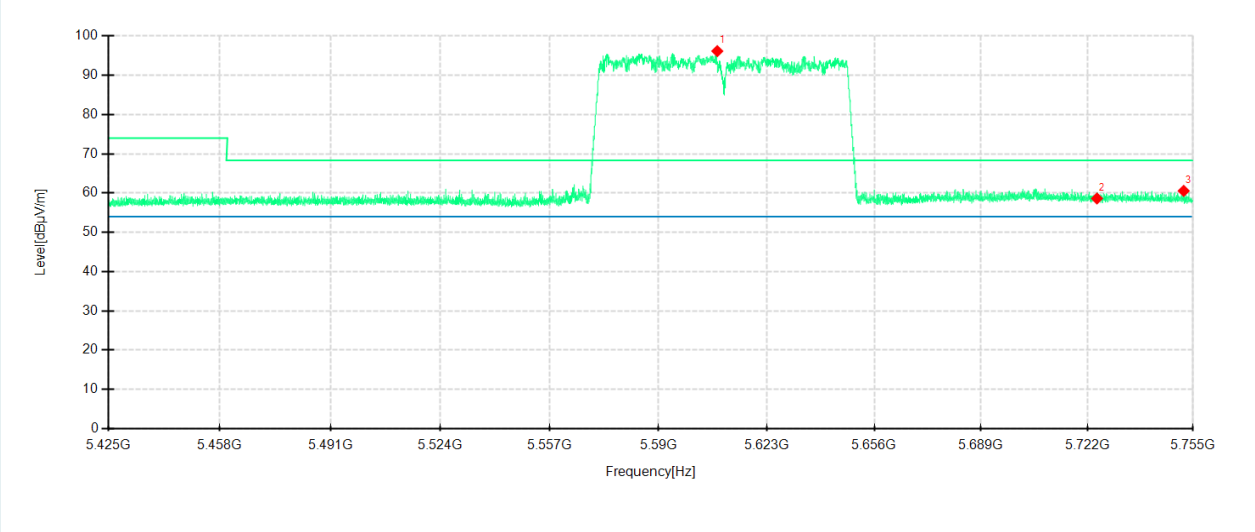

Detector mode: Peak

Polarity: Vertical

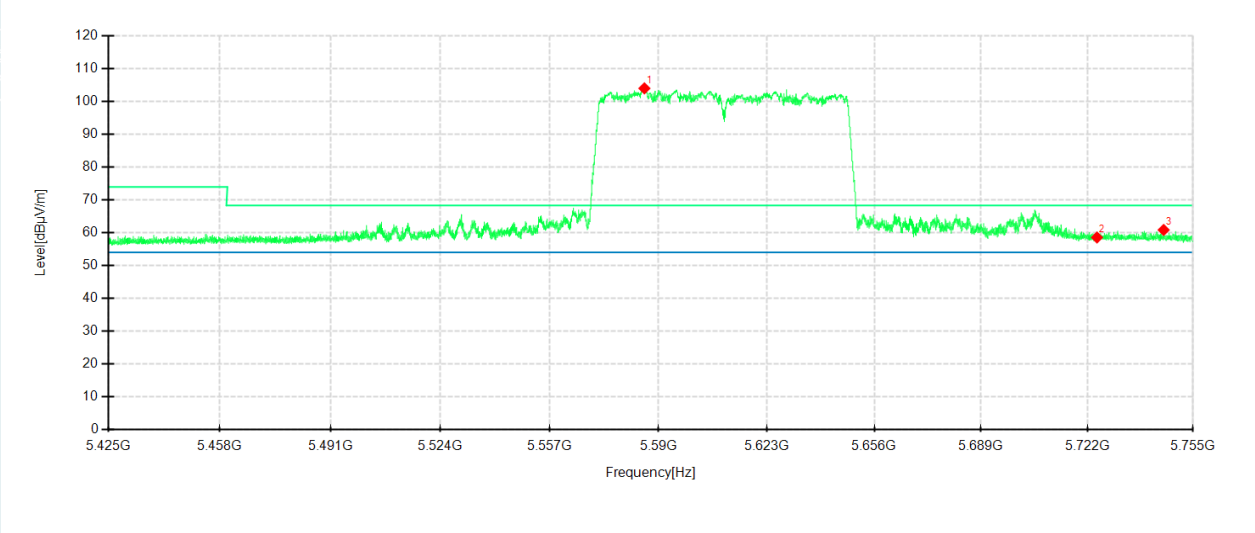

No.	Frequency MHz	Reading dBµV/m	Level dBµV/m	Factor dB	Limit dBuV/m	Margin dB	Height cm	Angle °	Pole	Comment
1	5607.886	76.85	96.15	19.30	-	-	200	149	Horizontal	No limit
2	5725	38.56	58.62	20.06	68.30	9.68	200	128	Horizontal	/
3	5752.096	40.41	60.55	20.14	68.30	7.75	200	85	Horizontal	/
1	5585.677	84.54	104.04	19.50	-	-	200	193	Vertical	No limit
2	5725	38.66	58.57	19.91	68.30	9.73	100	160	Vertical	/
3	5745.826	40.85	60.86	20.01	68.30	7.44	200	79	Vertical	/

802.11ac VHT80 mode/5610MHz

Detector mode: Average

Polarity: Horizontal

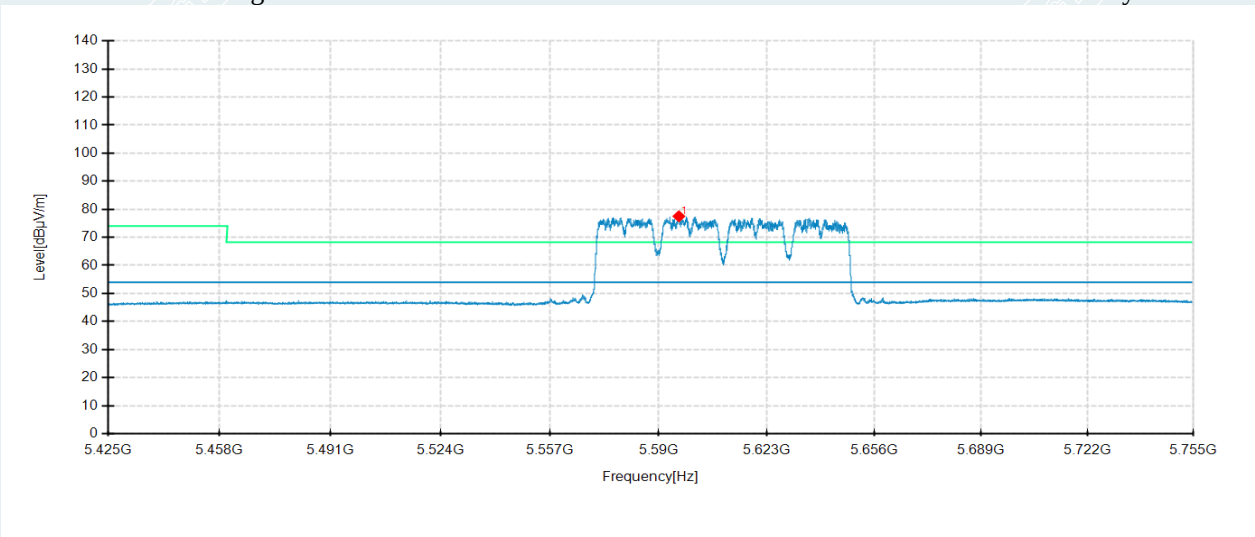

Detector mode: Average

Polarity: Vertical

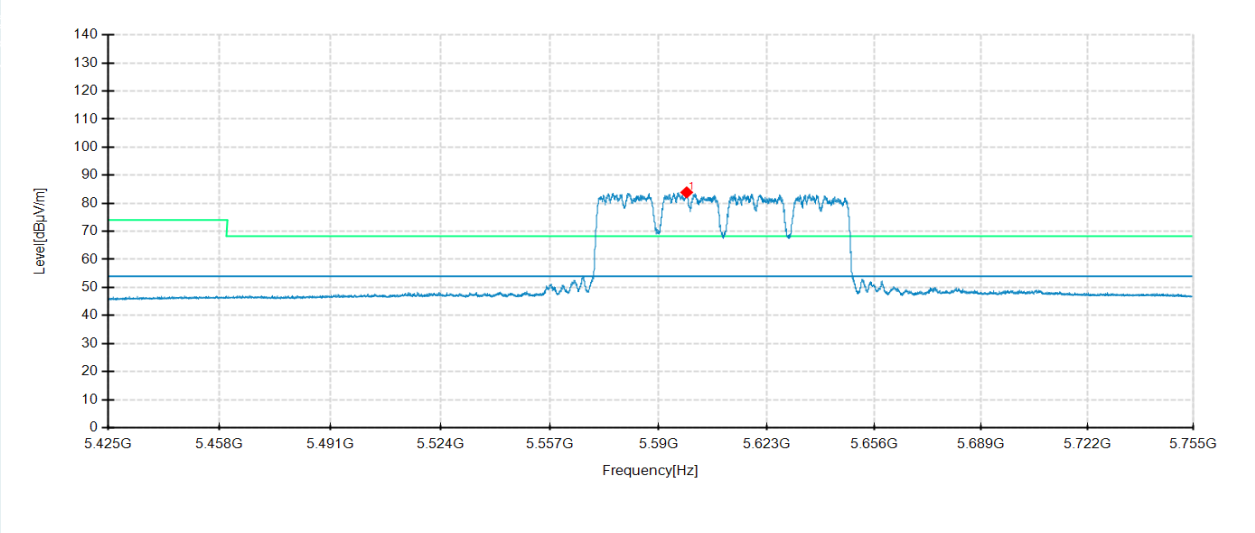

No.	Frequency MHz	Reading dBµV/m	Level dBµV/m	Factor dB	Limit dBuV/m	Margin dB	Height cm	Angle °	Pole	Comment
1	5596.171	58.29	77.50	19.21	54.00	-23.50	200	210	Horizontal	No limit
1	5598.547	64.28	83.89	19.61	54.00	-29.89	200	162	Vertical	No limit

802.11ac VHT80 mode/5690MHz

Detector mode: Peak

Polarity: Horizontal

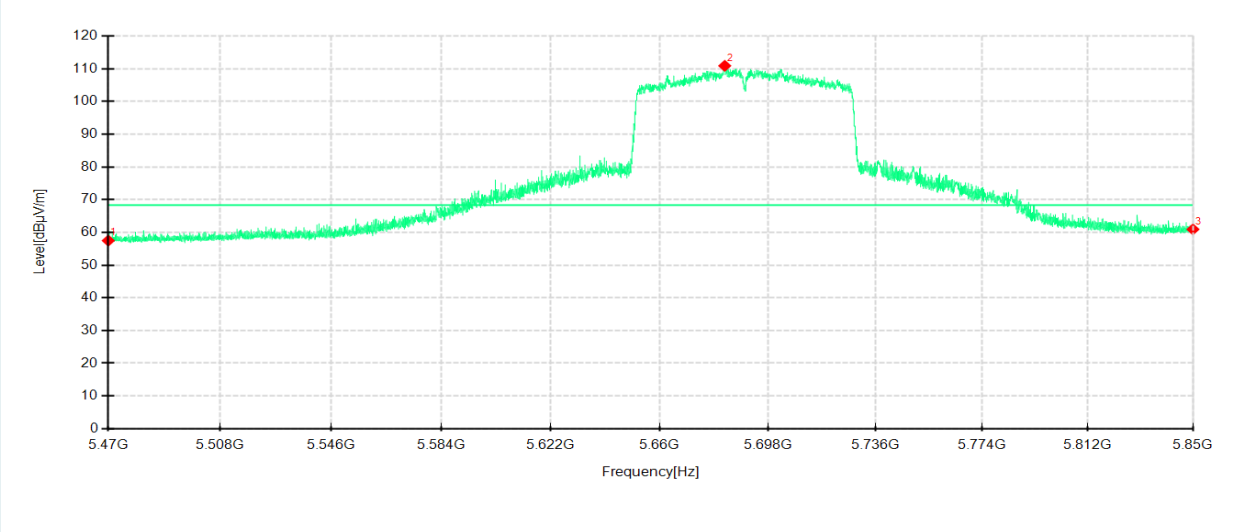

Detector mode: Peak

Polarity: Vertical

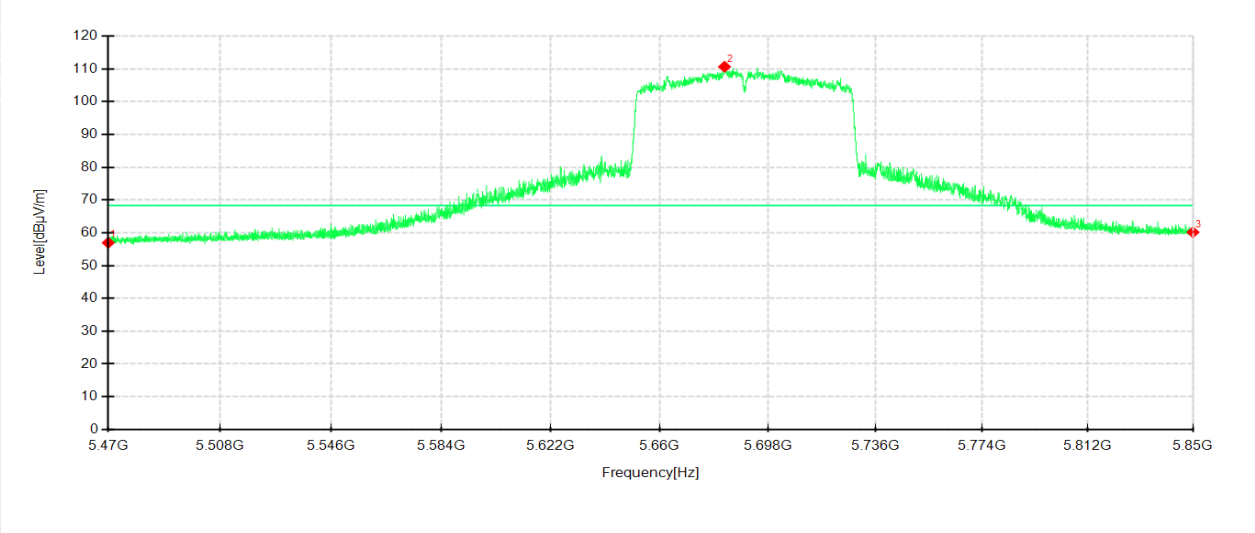

No.	Frequency MHz	Reading dBµV/m	Level dBµV/m	Factor dB	Limit dBuV/m	Margin dB	Height cm	Angle °	Pole	Comment
1	5470	38.27	57.47	19.20	68.30	10.83	100	251	Horizontal	/
2	5682.838	91.02	110.88	19.86	-	-	200	325	Horizontal	No limit
3	5850	39.13	60.91	21.78	68.30	7.39	100	14	Horizontal	/
1	5470	37.97	56.95	18.98	68.30	11.35	200	317	Vertical	/
2	5682.762	90.90	110.63	19.73	-	-	200	125	Vertical	No limit
3	5850	38.57	60.15	21.58	68.30	8.15	100	344	Vertical	/

802.11ac VHT80 mode/5690MHz

Detector mode: Average

Polarity: Horizontal

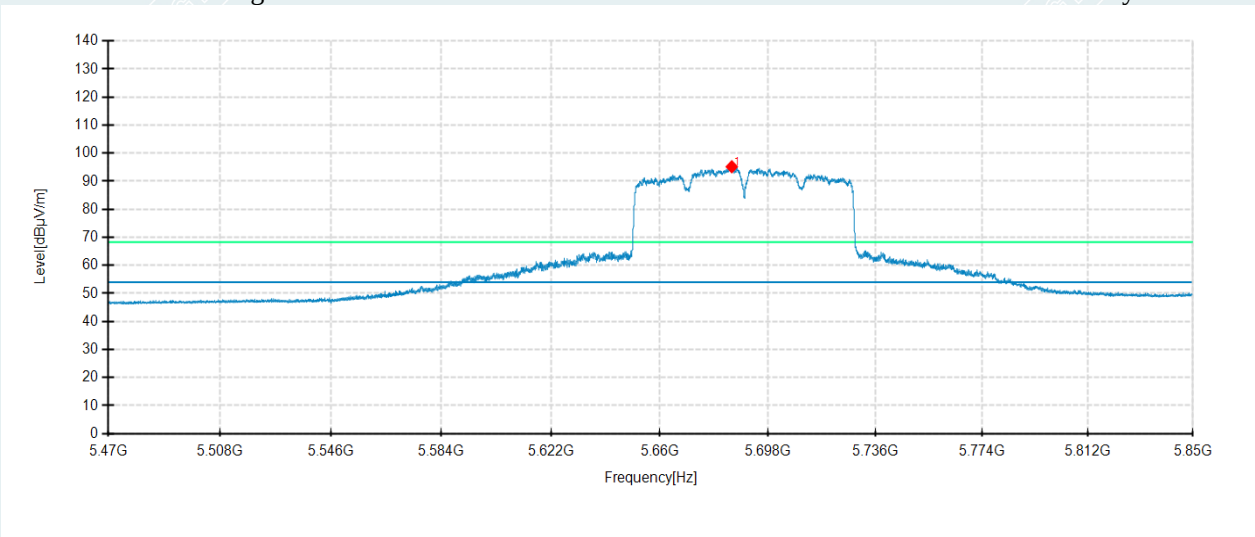

Detector mode: Average

Polarity: Vertical

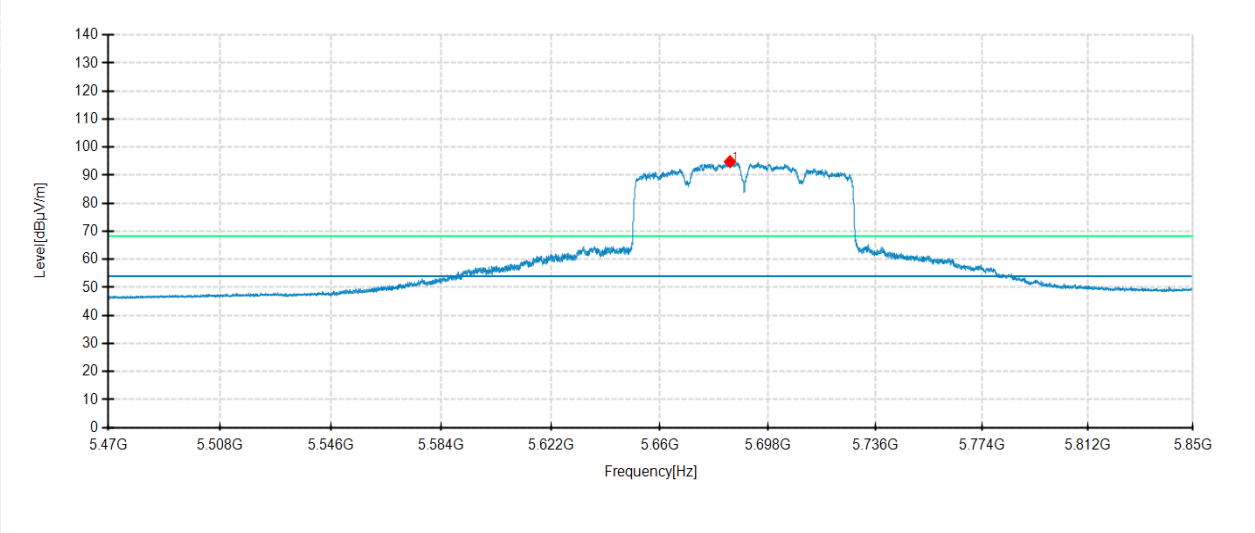

No.	Frequency MHz	Reading dBµV/m	Level dBµV/m	Factor dB	Limit dBuV/m	Margin dB	Height cm	Angle °	Pole	Comment
1	5685.308	75.29	95.17	19.88	54.00	-41.17	200	147	Horizontal	No limit
1	5684.7	75.10	94.84	19.74	54.00	-40.84	100	148	Vertical	No limit

802.11ax HE80 mode/5210MHz

Detector mode: Peak

Polarity: Horizontal

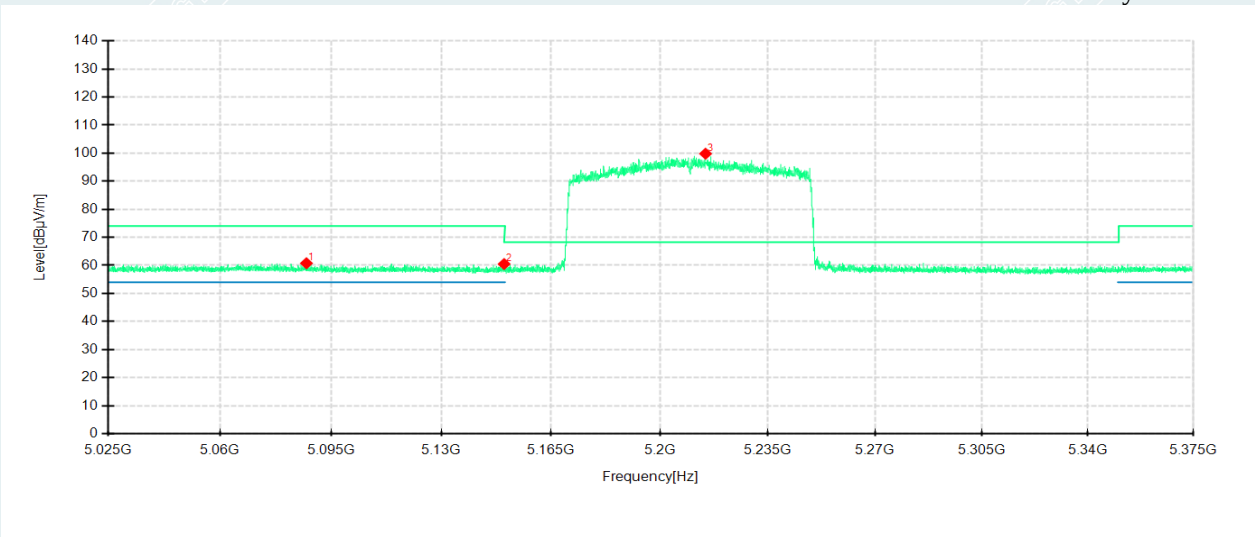

Detector mode: Peak

Polarity: Vertical

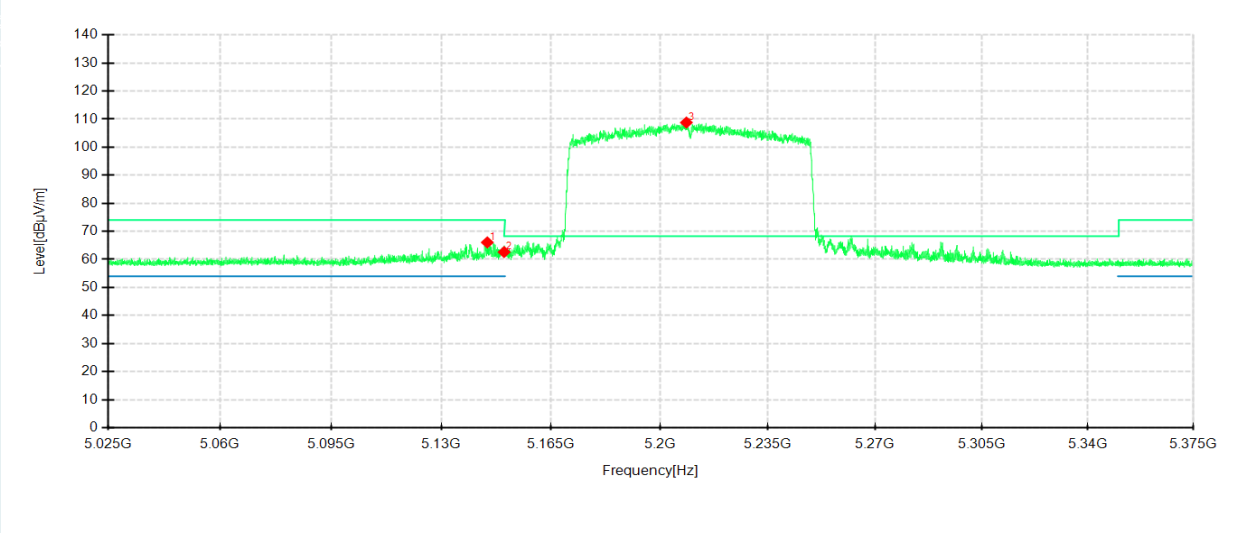

No.	Frequency MHz	Reading dBµV/m	Level dBµV/m	Factor dB	Limit dBuV/m	Margin dB	Height cm	Angle °	Pole	Comment
1	5087.195	41.95	60.76	18.81	74.00	13.24	100	196	Horizontal	/
2	5150	41.90	60.48	18.58	68.30	7.82	200	228	Horizontal	/
3	5214.805	81.19	99.80	18.61	-	-	200	147	Horizontal	No limit
1	5144.63	47.55	66.04	18.49	74.00	7.96	200	162	Vertical	/
2	5150	44.13	62.61	18.48	68.30	5.69	200	129	Vertical	/
3	5208.61	90.01	108.79	18.78	-	-	200	129	Vertical	No limit

802.11ax HE80 mode/5210MHz

Detector mode: Average

Polarity: Horizontal

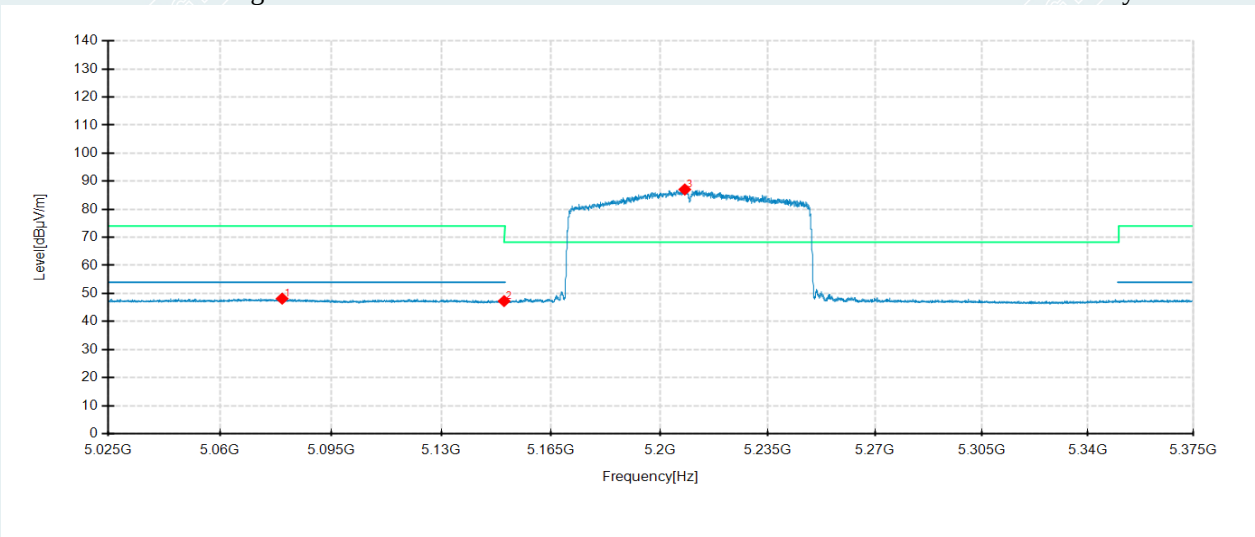

Detector mode: Average

Polarity: Vertical

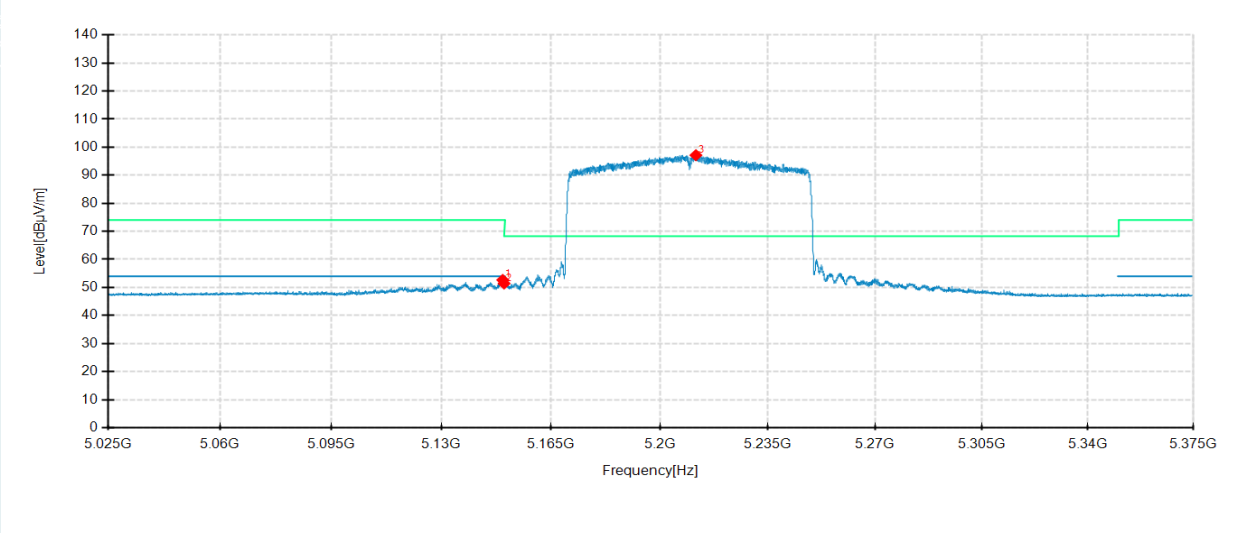

No.	Frequency MHz	Reading dBµV/m	Level dBµV/m	Factor dB	Limit dBuV/m	Margin dB	Height cm	Angle °	Pole	Comment
1	5079.53	29.31	48.15	18.84	54.00	5.85	200	274	Horizontal	/
2	5150	28.69	47.27	18.58	54.00	6.73	200	15	Horizontal	/
3	5208.085	68.40	87.05	18.65	-	-	200	154	Horizontal	No limit
1	5149.565	34.20	52.68	18.48	54.00	1.32	200	140	Vertical	/
2	5150	32.92	51.40	18.48	54.00	2.60	200	150	Vertical	/
3	5211.69	78.37	97.15	18.78	-	-	200	140	Vertical	No limit

802.11ax HE80 mode/5290MHz

Detector mode: Peak

Polarity: Horizontal

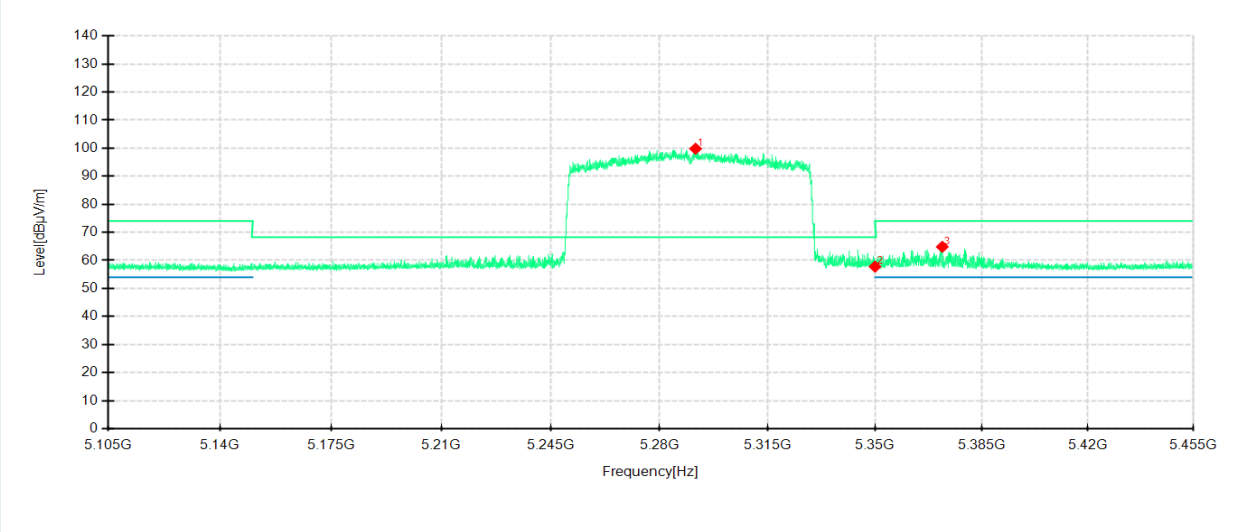

Detector mode: Peak

Polarity: Vertical

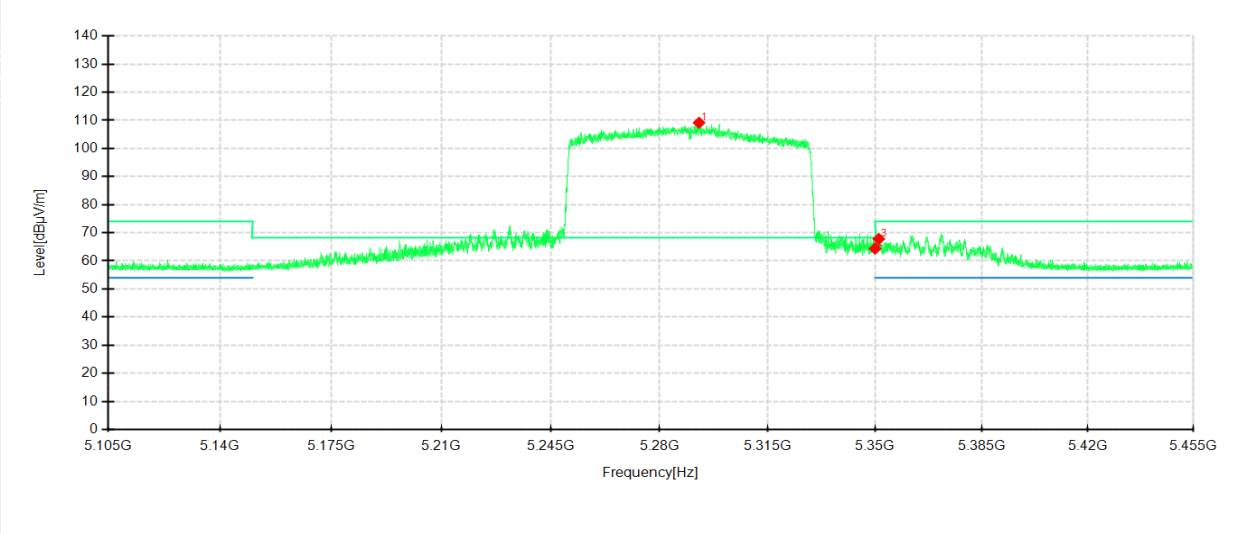

No.	Frequency MHz	Reading dBµV/m	Level dBµV/m	Factor dB	Limit dBuV/m	Margin dB	Height cm	Angle °	Pole	Comment
1	5291.62	81.41	99.80	18.39	-	-	200	153	Horizontal	No limit
2	5350	39.24	57.78	18.54	68.30	10.52	200	120	Horizontal	/
3	5372.05	46.02	64.83	18.81	74.00	9.17	200	14	Horizontal	/
1	5292.74	90.46	109.15	18.69	-	-	200	141	Vertical	No limit
2	5350	45.83	64.37	18.54	68.30	3.93	100	323	Vertical	/
3	5351.225	49.27	67.82	18.55	74.00	6.18	200	271	Vertical	/

802.11ax HE80 mode/5290MHz

Detector mode: Average

Polarity: Horizontal

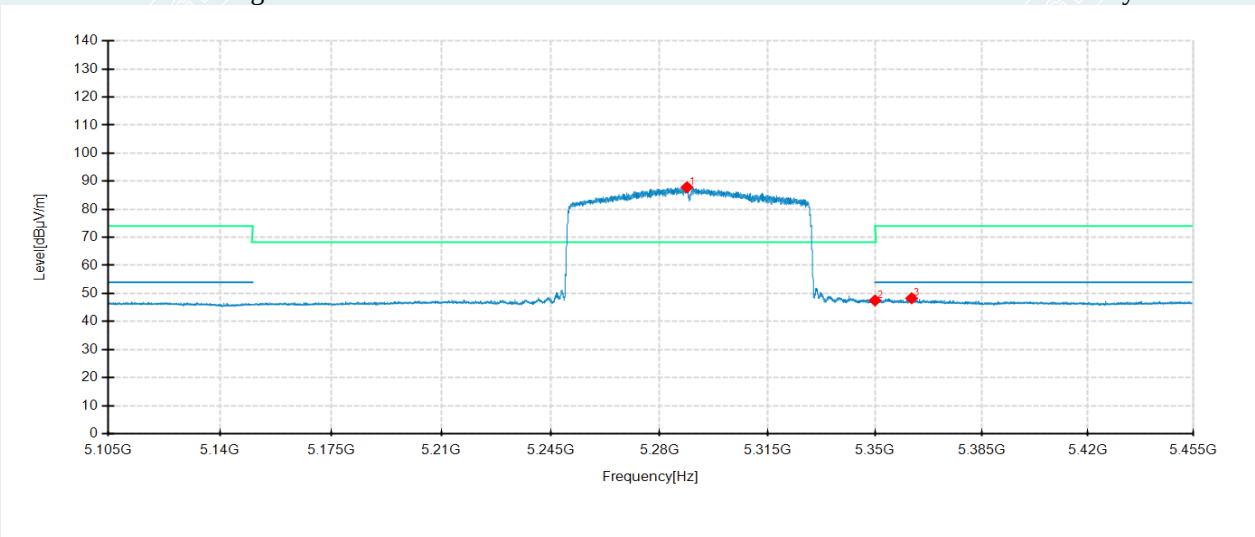

Detector mode: Average

Polarity: Vertical

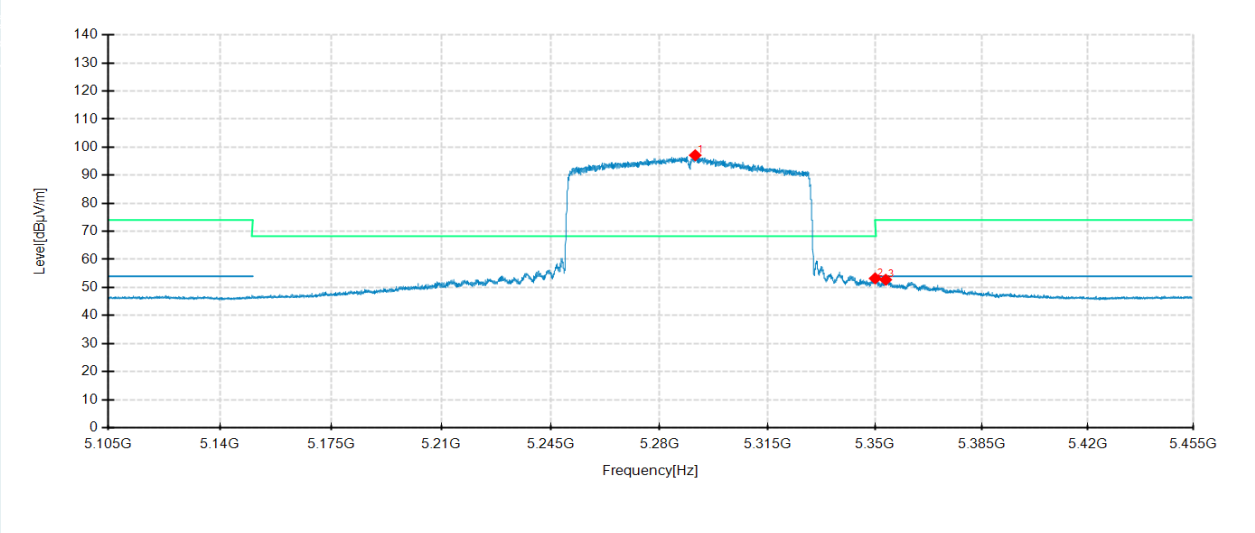

No.	Frequency MHz	Reading dBµV/m	Level dBµV/m	Factor dB	Limit dBuV/m	Margin dB	Height cm	Angle °	Pole	Comment
1	5288.855	69.47	87.86	18.39	-	-	200	150	Horizontal	No limit
2	5350	28.95	47.49	18.54	54.00	6.51	200	150	Horizontal	/
3	5361.97	29.57	48.26	18.69	54.00	5.74	200	159	Horizontal	/
1	5291.515	78.43	97.12	18.69	-	-	200	145	Vertical	No limit
2	5350.035	34.67	53.21	18.54	54.00	0.79	200	134	Vertical	/
3	5353.5	34.17	52.73	18.56	54.00	1.27	200	145	Vertical	/

802.11ax HE80 mode/5530MHz

Detector mode: Peak

Polarity: Horizontal

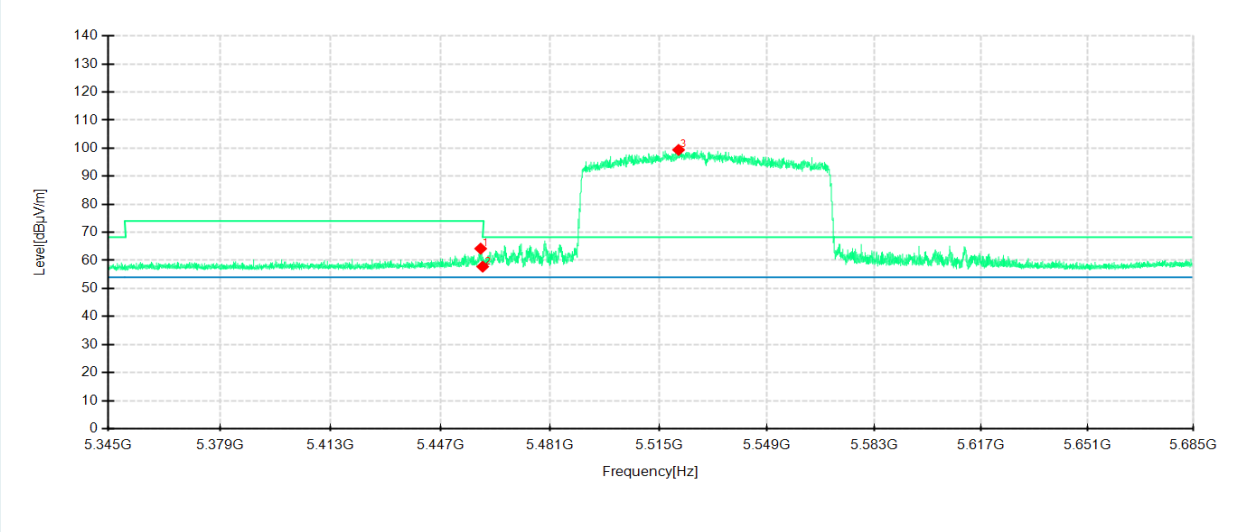

Detector mode: Peak

Polarity: Vertical

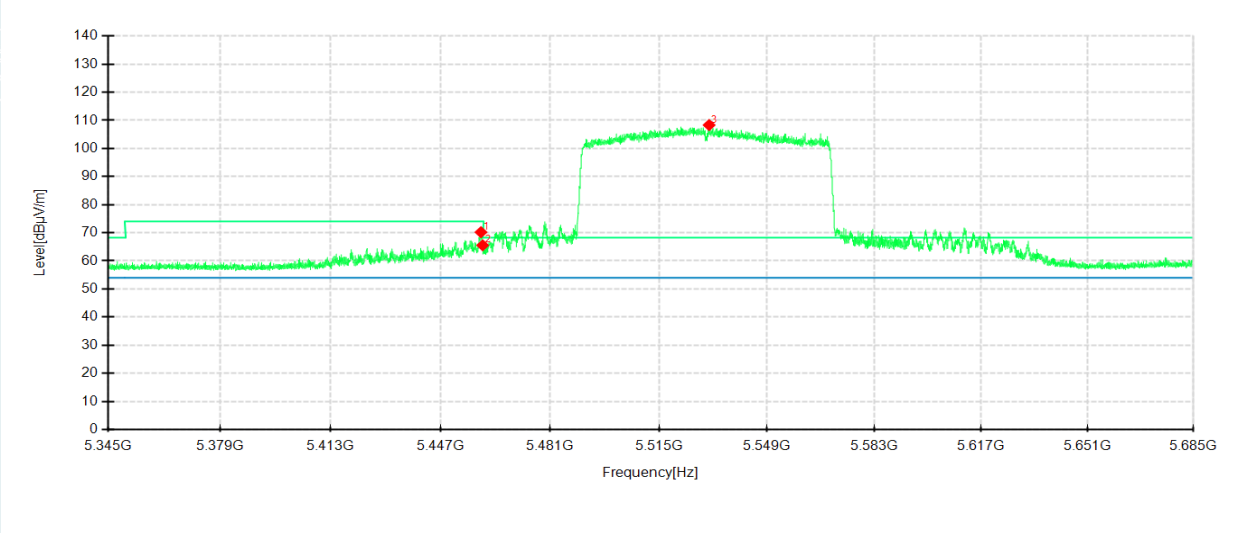

No.	Frequency MHz	Reading dBµV/m	Level dBµV/m	Factor dB	Limit dBuV/m	Margin dB	Height cm	Angle °	Pole	Comment
1	5459.376	45.10	64.18	19.08	74.00	9.82	200	117	Horizontal	/
2	5460	38.67	57.76	19.09	68.30	10.54	100	334	Horizontal	/
3	5521.154	80.08	99.38	19.30	-	-	200	62	Horizontal	No limit
1	5459.478	51.37	70.20	18.83	74.00	3.80	200	184	Vertical	/
2	5460	46.72	65.55	18.83	68.30	2.75	200	327	Vertical	/
3	5530.742	89.05	108.33	19.28	-	-	200	26	Vertical	No limit

802.11ax HE80 mode/5530MHz

Detector mode: Average

Polarity: Horizontal

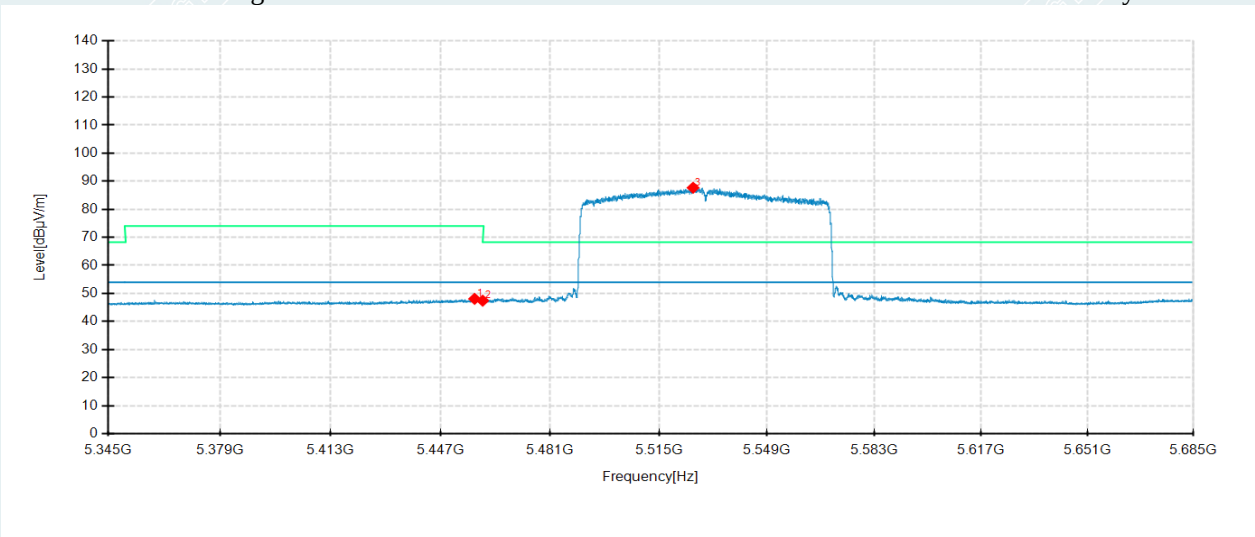

Detector mode: Average

Polarity: Vertical

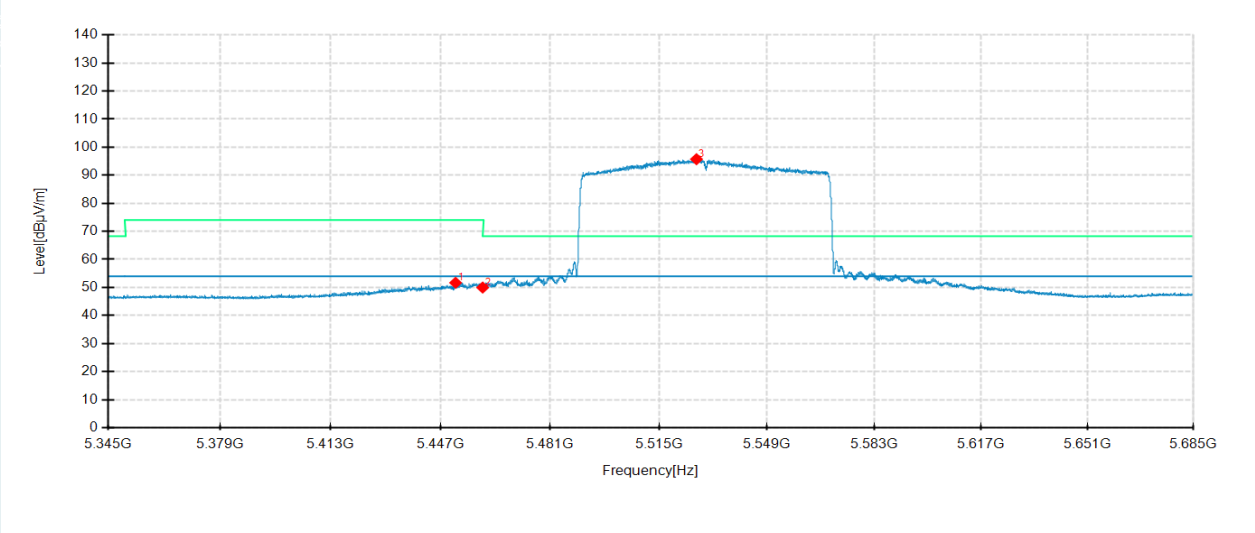

No.	Frequency MHz	Reading dBµV/m	Level dBµV/m	Factor dB	Limit dBuV/m	Margin dB	Height cm	Angle °	Pole	Comment
1	5457.506	29.00	48.07	19.07	54.00	5.93	200	30	Horizontal	/
2	5460	28.32	47.41	19.09	54.00	6.59	200	211	Horizontal	/
3	5525.71	68.43	87.68	19.25	-	-	200	114	Horizontal	No limit
1	5451.59	32.96	51.66	18.70	54.00	2.34	200	201	Vertical	/
2	5460	31.12	49.95	18.83	54.00	4.05	200	201	Vertical	/
3	5526.764	76.42	95.72	19.30	-	-	100	8	Vertical	No limit

802.11ax HE80 mode/5610MHz

Detector mode: Peak

Polarity: Horizontal

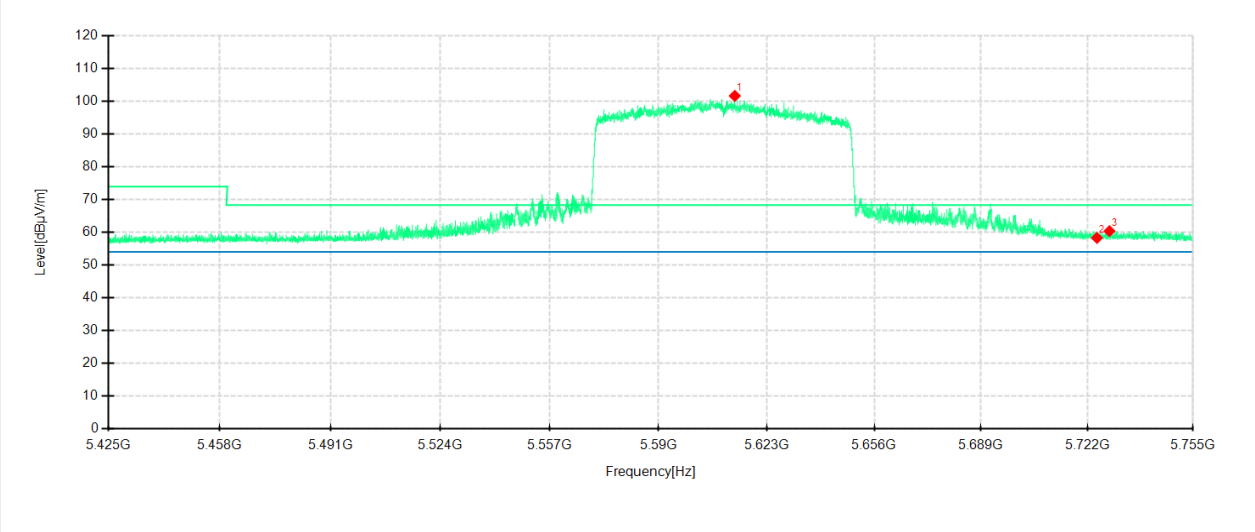

Detector mode: Peak

Polarity: Vertical

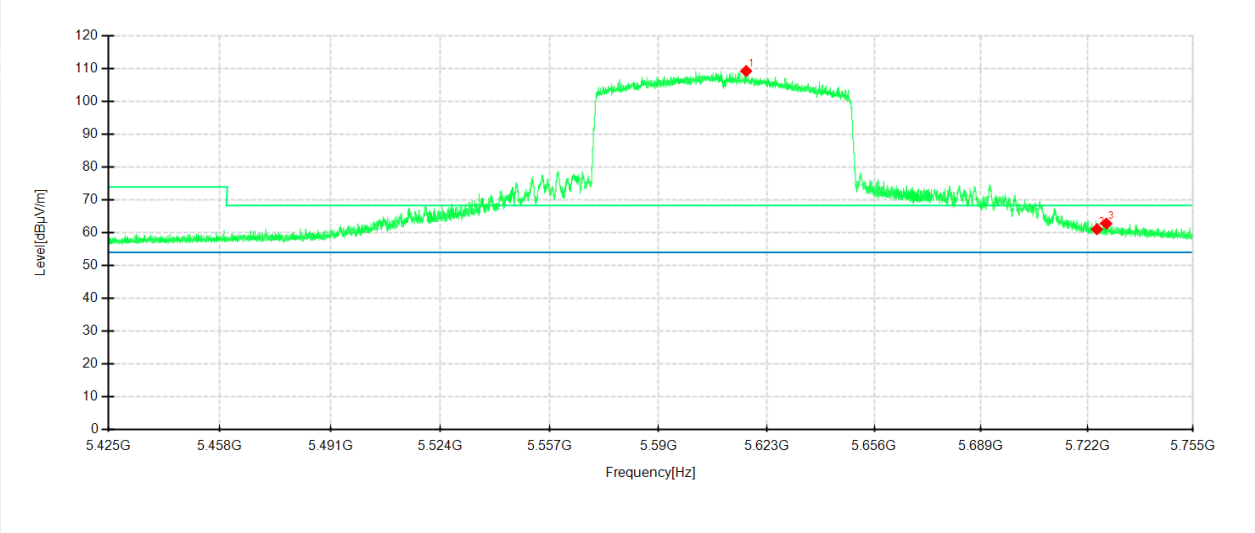

No.	Frequency MHz	Reading dBµV/m	Level dBµV/m	Factor dB	Limit dBuV/m	Margin dB	Height cm	Angle °	Pole	Comment
1	5613.232	82.36	101.70	19.34	-	-	200	207	Horizontal	No limit
2	5725	38.24	58.30	20.06	68.30	10.00	100	355	Horizontal	/
3	5728.897	40.29	60.36	20.07	68.30	7.94	200	17	Horizontal	/
1	5616.697	89.69	109.32	19.63	-	-	200	151	Vertical	No limit
2	5725	41.17	61.08	19.91	68.30	7.22	200	205	Vertical	/
3	5727.94	42.86	62.79	19.93	68.30	5.51	100	310	Vertical	/

802.11ax HE80 mode/5610MHz

Detector mode: Average

Polarity: Horizontal

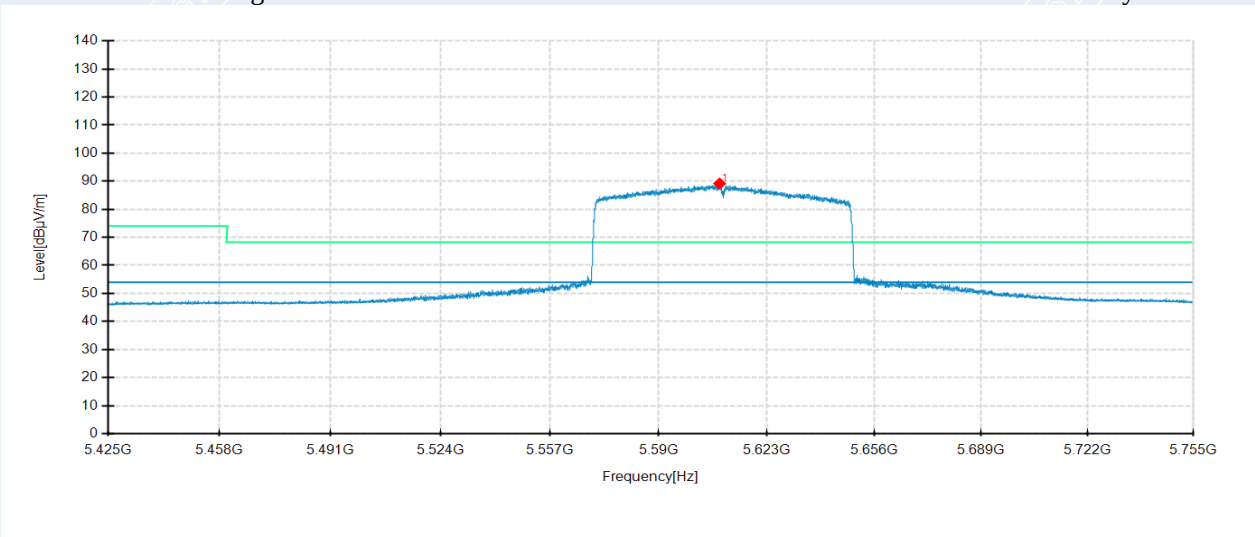

Detector mode: Average

Polarity: Vertical

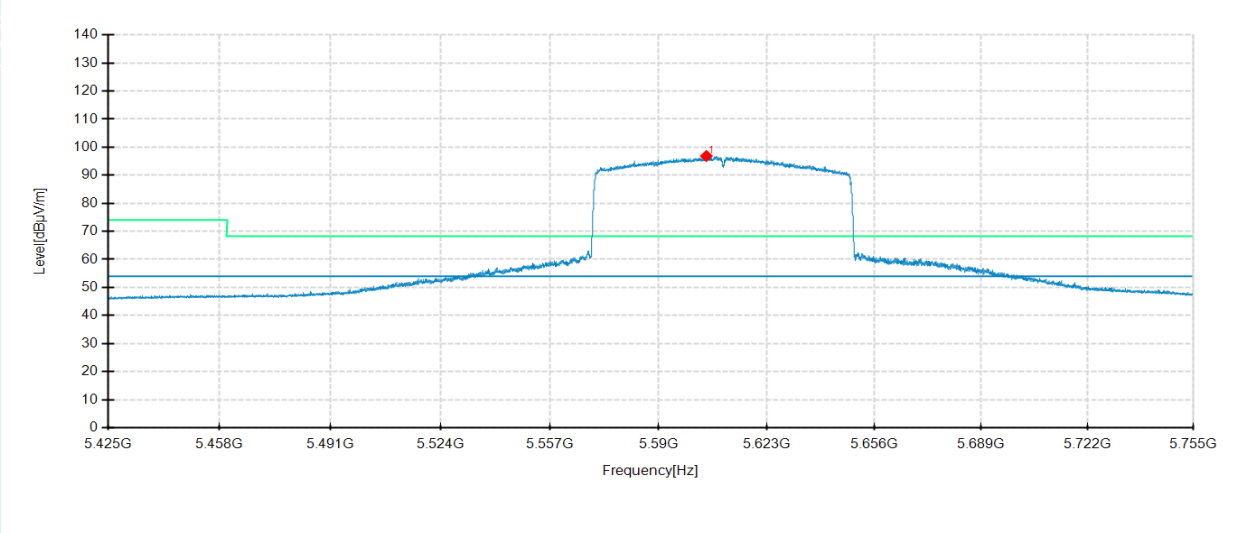

No.	Frequency MHz	Reading dBµV/m	Level dBµV/m	Factor dB	Limit dBuV/m	Margin dB	Height cm	Angle °	Pole	Comment
1	5608.579	69.86	89.16	19.30	54.00	-35.16	200	139	Horizontal	No limit
1	5604.553	77.22	96.85	19.63	54.00	-42.85	200	145	Vertical	No limit

802.11ax HE80 mode/5690MHz

Detector mode: Peak

Polarity: Horizontal

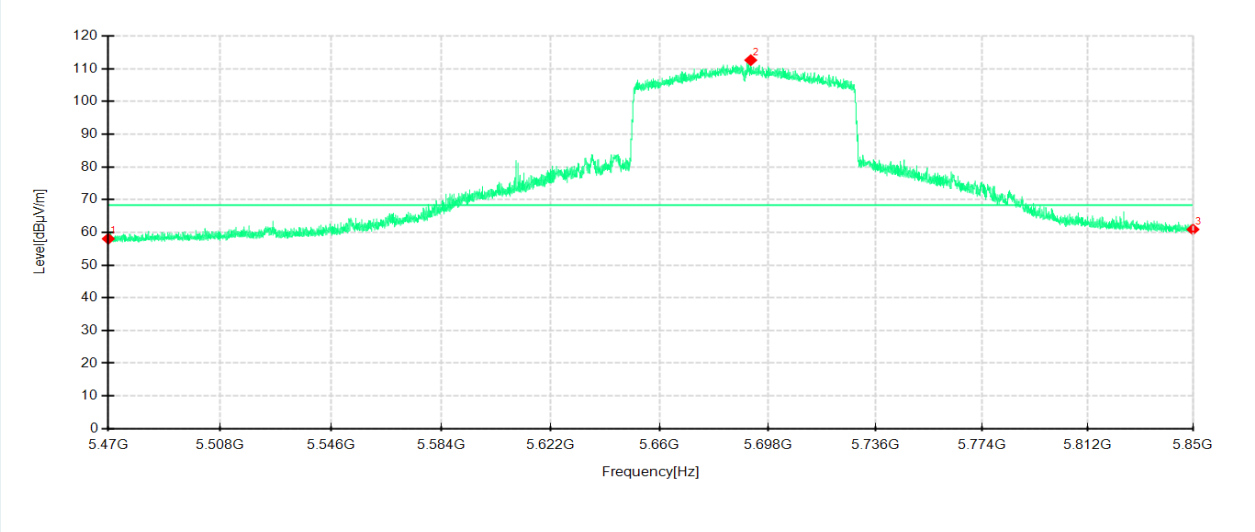

Detector mode: Peak

Polarity: Vertical

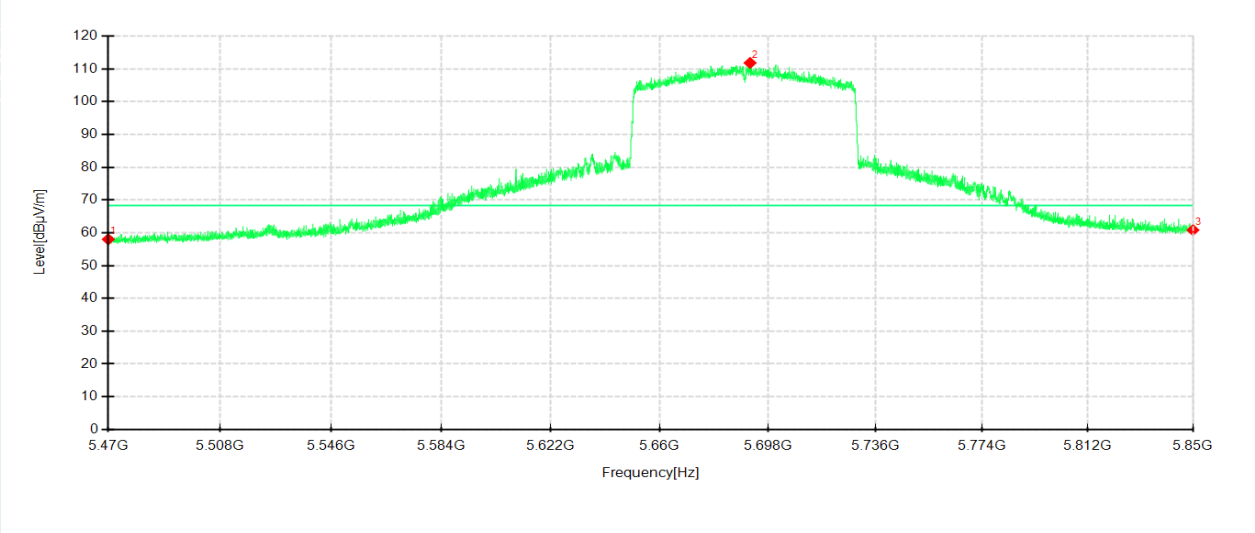

No.	Frequency MHz	Reading dBµV/m	Level dBµV/m	Factor dB	Limit dBuV/m	Margin dB	Height cm	Angle °	Pole	Comment
1	5470	38.83	58.03	19.20	68.30	10.27	200	242	Horizontal	/
2	5691.996	92.68	112.61	19.93	-	-	100	138	Horizontal	No limit
3	5850	39.10	60.88	21.78	68.30	7.42	100	148	Horizontal	/
1	5470	39.02	58.00	18.98	68.30	10.30	100	0	Vertical	/
2	5691.768	92.04	111.80	19.76	-	-	100	11	Vertical	No limit
3	5850	39.24	60.82	21.58	68.30	7.48	100	193	Vertical	/

802.11ax HE80 mode/5690MHz

Detector mode: Average Polarity: Horizontal

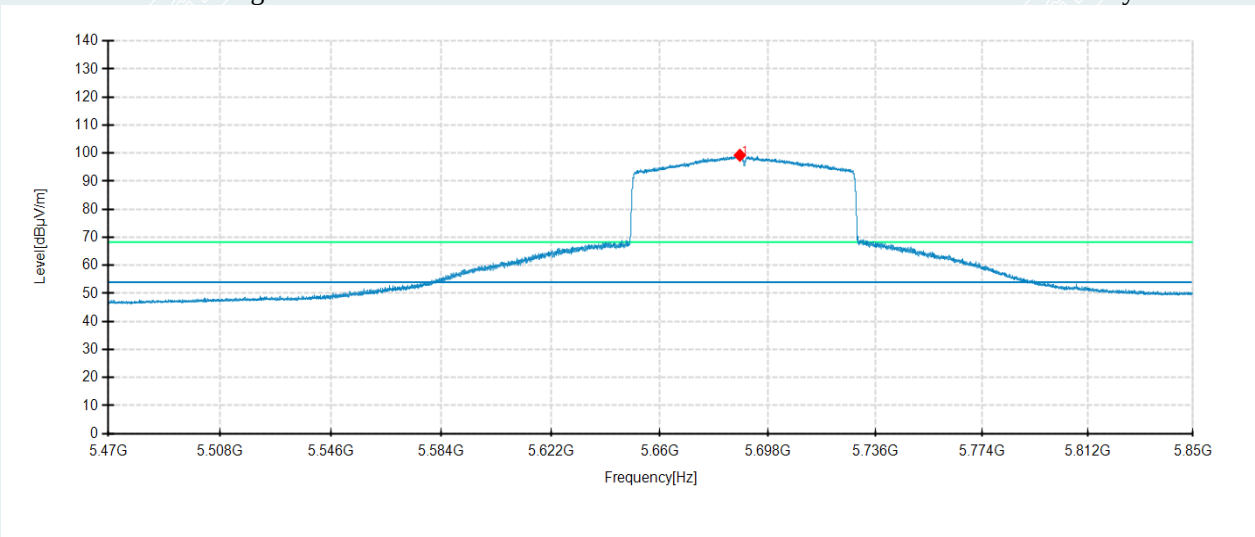

Detector mode: Average Polarity: Vertical

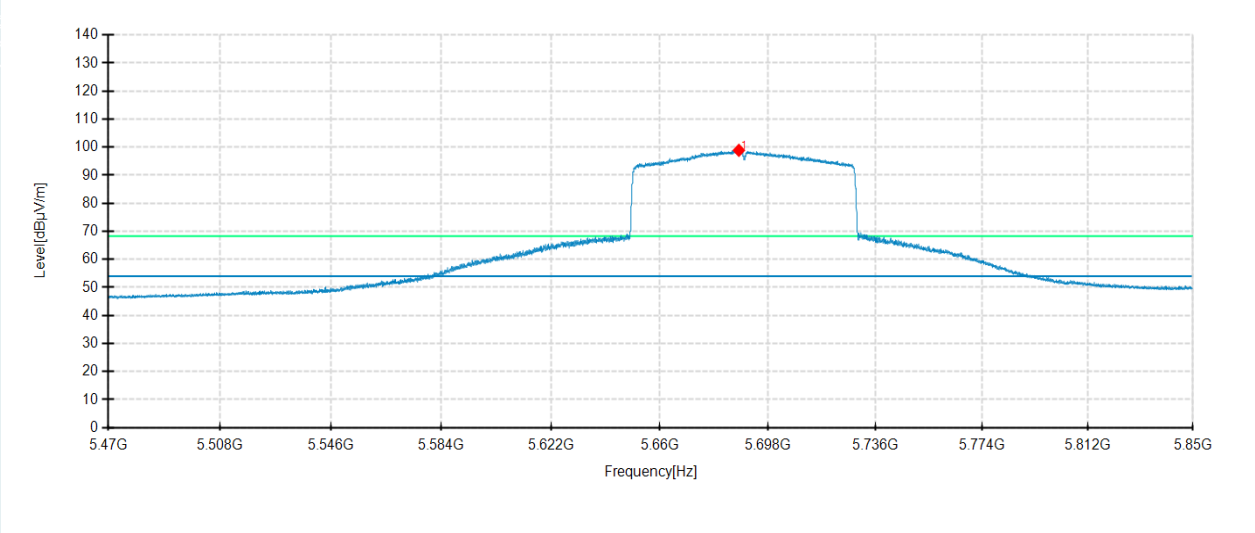

No.	Frequency MHz	Reading dBµV/m	Level dBµV/m	Factor dB	Limit dBuV/m	Margin dB	Height cm	Angle °	Pole	Comment
1	5688.158	79.37	99.27	19.90	54.00	-45.27	200	2	Horizontal	No limit
1	5687.816	79.14	98.89	19.75	54.00	-44.89	100	2	Vertical	No limit

Remark: Max field strength in 3m distance. No any other emission which falls in restricted bands can be detected and be reported.

Antenna 1
802.11a mode/5745MHz
Environment: 21.3℃/62%RH/101.0kPa
Test Engineer: Chen Xiaocong
Detector mode: Peak

Voltage: AC 120V/60HZ
Data: 2023-04-25
Polarity: Horizontal

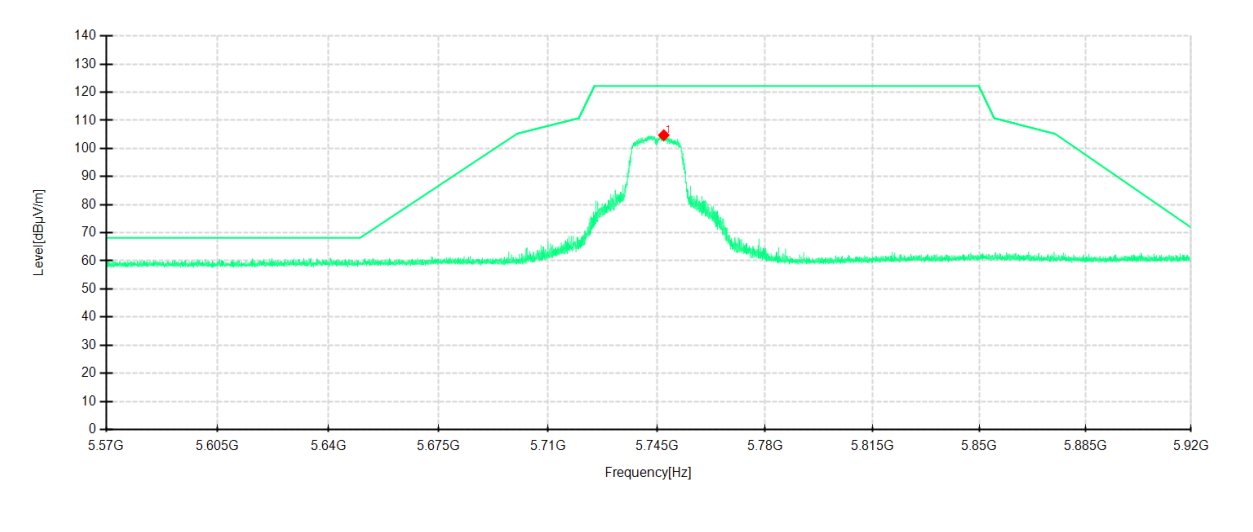

Detector mode: Peak

Polarity: Vertical

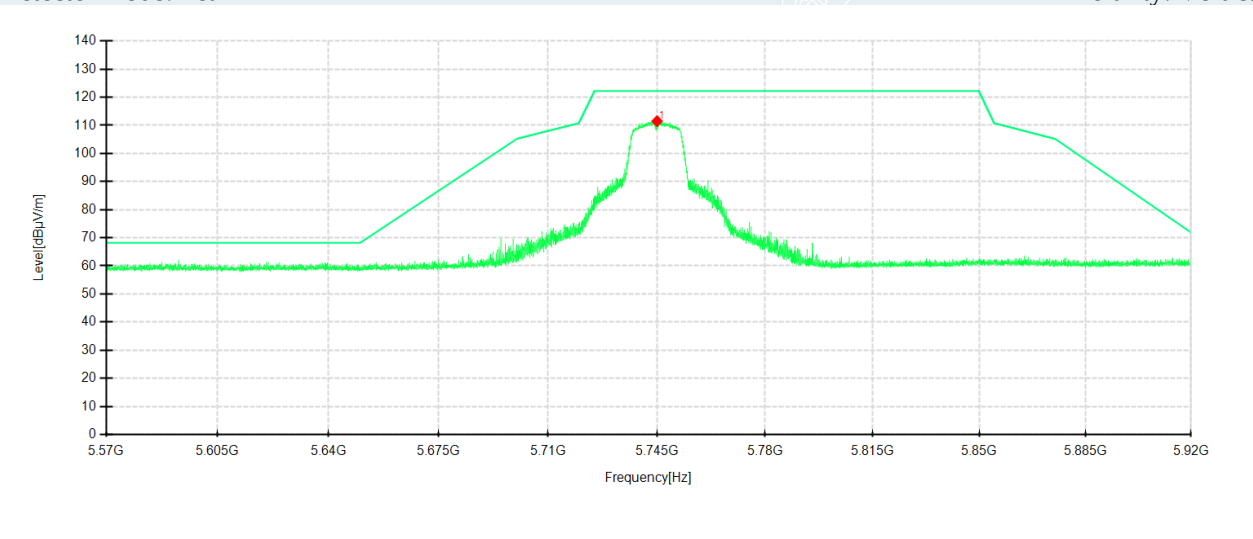

No.	Frequency MHz	Reading dBµV/m	Level dBµV/m	Factor dB	Limit dBuV/m	Margin dB	Height cm	Angle °	Pole
1	5747.24	84.59	104.71	20.12	122.20	17.49	200	274	Horizontal
1	5745.07	91.48	111.49	20.01	122.20	10.71	100	126	Vertical

802.11a mode/5825MHz

Environment: 21.3℃/62%RH/101.0kPa

Voltage: AC 120V/60HZ

Test Engineer: Chen Xiaocong

Data: 2023-04-25

Detector mode: Peak

Polarity: Horizontal

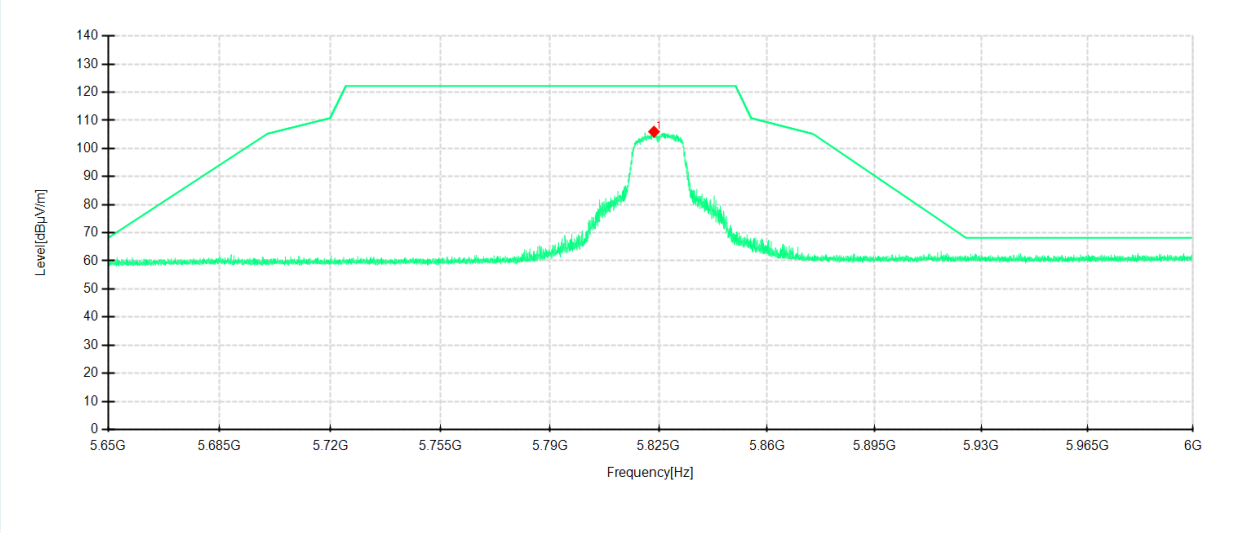

Detector mode: Peak

Polarity: Vertical

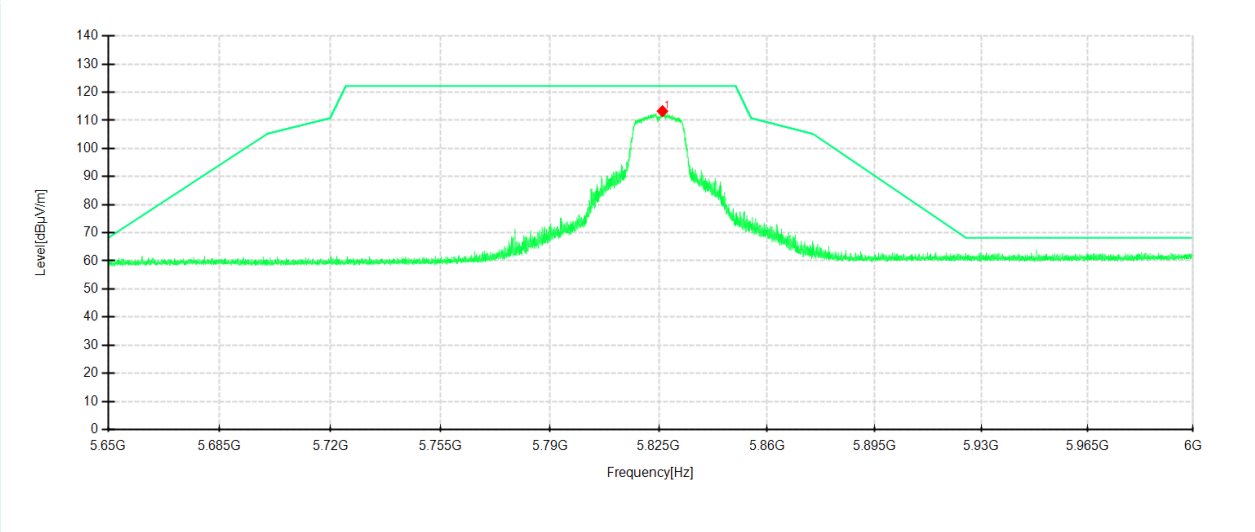

No.	Frequency MHz	Reading dBµV/m	Level dBµV/m	Factor dB	Limit dBuV/m	Margin dB	Height cm	Angle °	Pole
1	5823.46	84.96	105.98	21.02	122.20	16.22	200	289	Horizontal
1	5826.19	92.37	113.27	20.90	122.20	8.93	100	139	Vertical

Antenna 2
802.11a mode/5745MHz
Environment: 21.3℃/62%RH/101.0kPa
Test Engineer: Chen Xiaocong
Detector mode: Peak

Voltage: AC 120V/60HZ
Data: 2023-04-25
Polarity: Horizontal

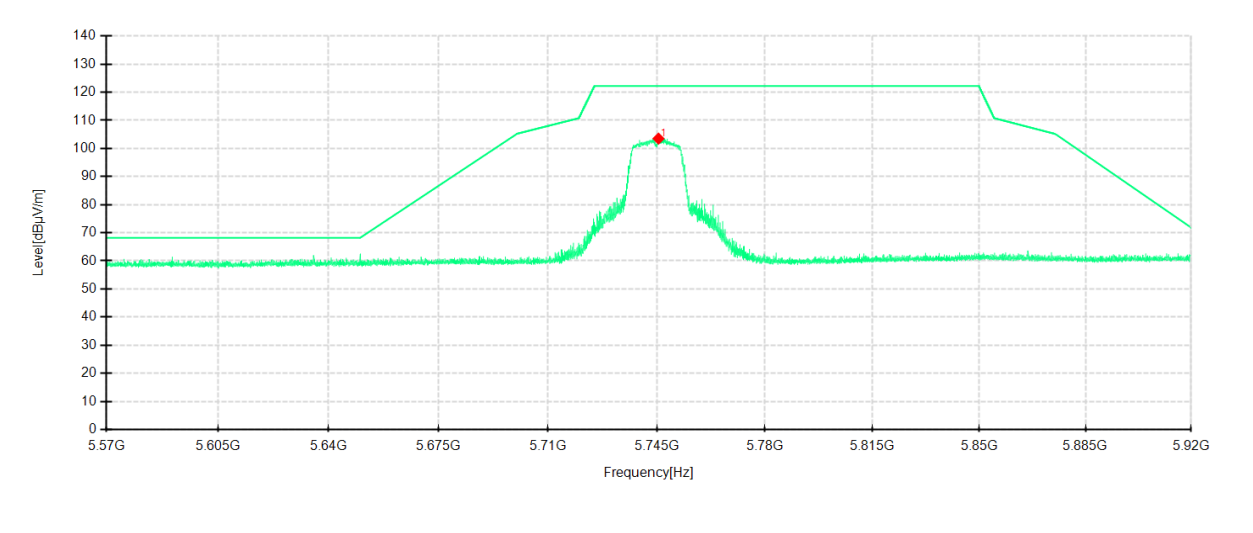

Detector mode: Peak

Polarity: Vertical

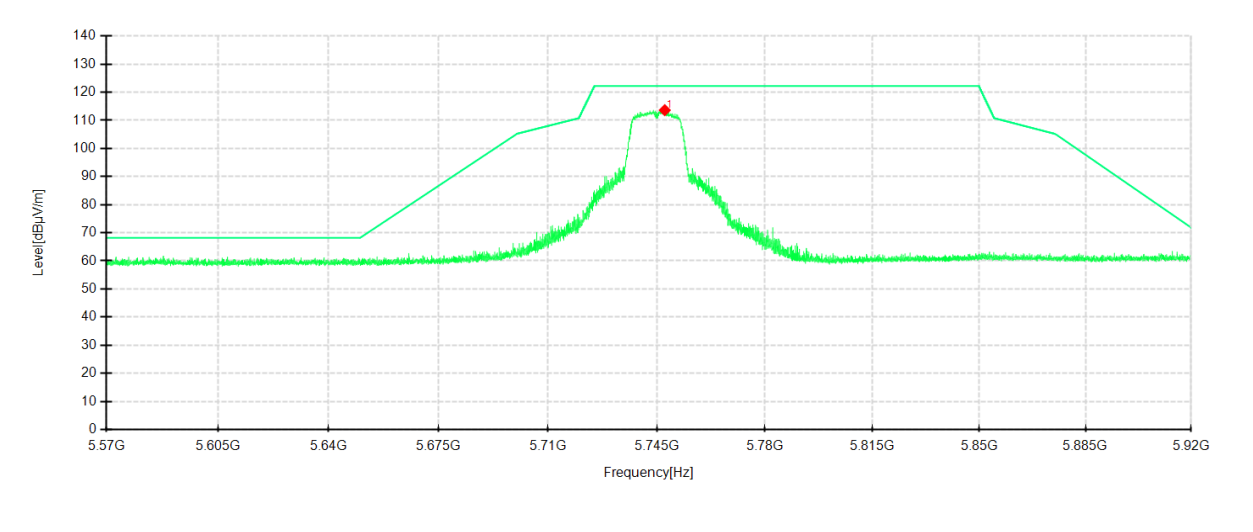

No.	Frequency MHz	Reading dBµV/m	Level dBµV/m	Factor dB	Limit dBuV/m	Margin dB	Height cm	Angle °	Pole
1	5745.525	83.39	103.51	20.12	122.20	18.69	100	288	Horizontal
1	5747.555	93.61	113.63	20.02	122.20	8.57	200	188	Vertical

802.11a mode/5825MHz

Environment: 21.3℃/62%RH/101.0kPa

Voltage: AC 120V/60HZ

Test Engineer: Chen Xiaocong

Data: 2023-04-25

Detector mode: Peak

Polarity: Horizontal

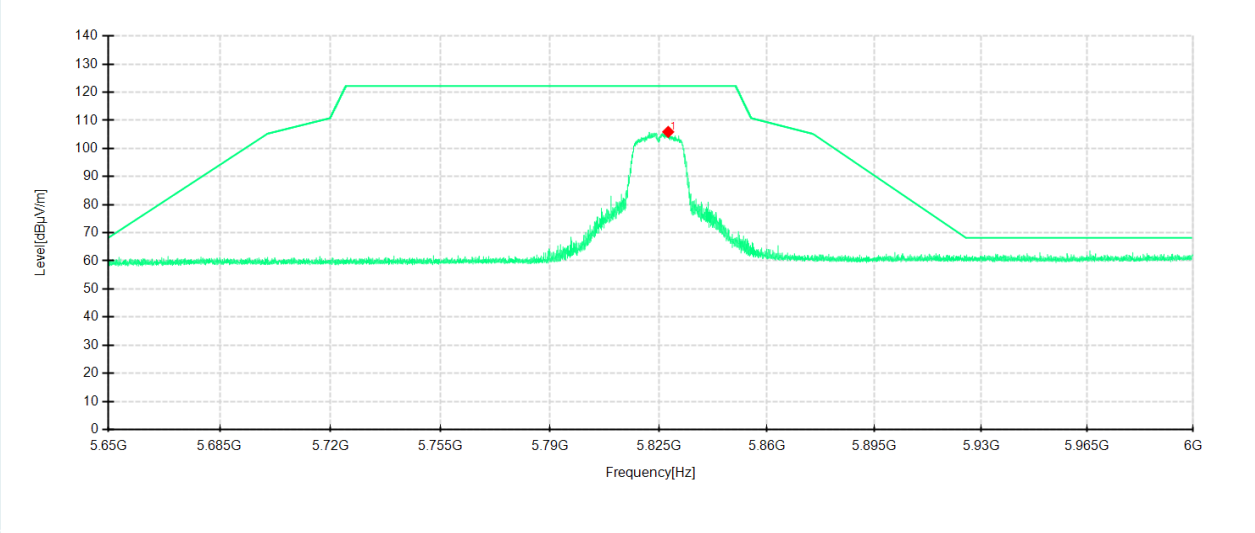

Detector mode: Peak

Polarity: Vertical

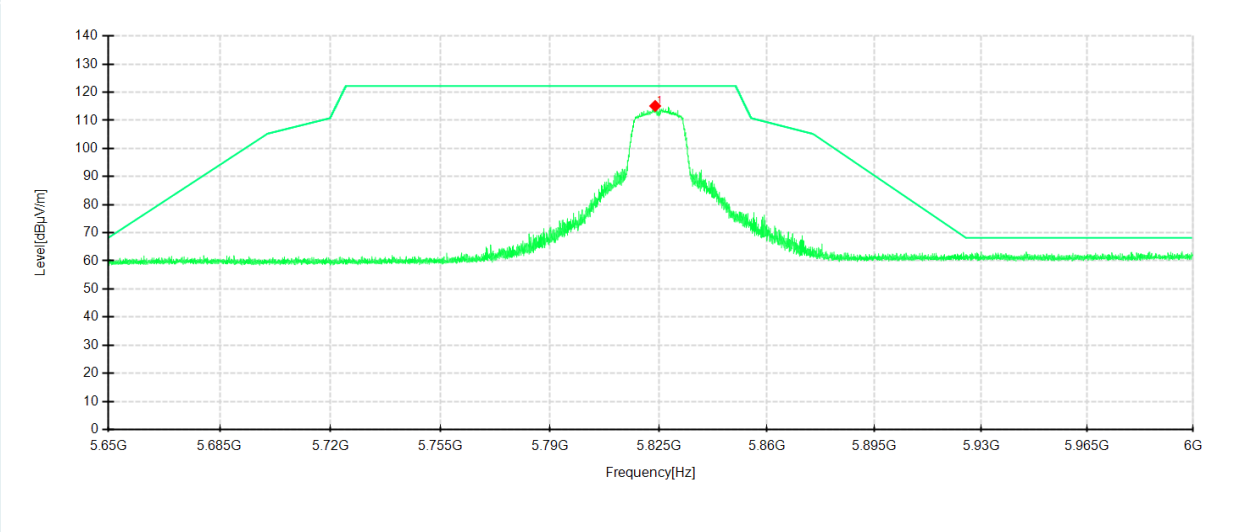

No.	Frequency MHz	Reading dBµV/m	Level dBµV/m	Factor dB	Limit dBuV/m	Margin dB	Height cm	Angle °	Pole
1	5828.045	84.74	105.89	21.15	122.20	16.31	200	140	Horizontal
1	5823.845	94.29	115.12	20.83	122.20	7.08	200	324	Vertical

802.11n HT20 mode/5745MHz

Environment: 21.3℃/62%RH/101.0kPa

Voltage: AC 120V/60HZ

Test Engineer: Chen Xiaocong

Data: 2023-04-25

Detector mode: Peak

Polarity: Horizontal

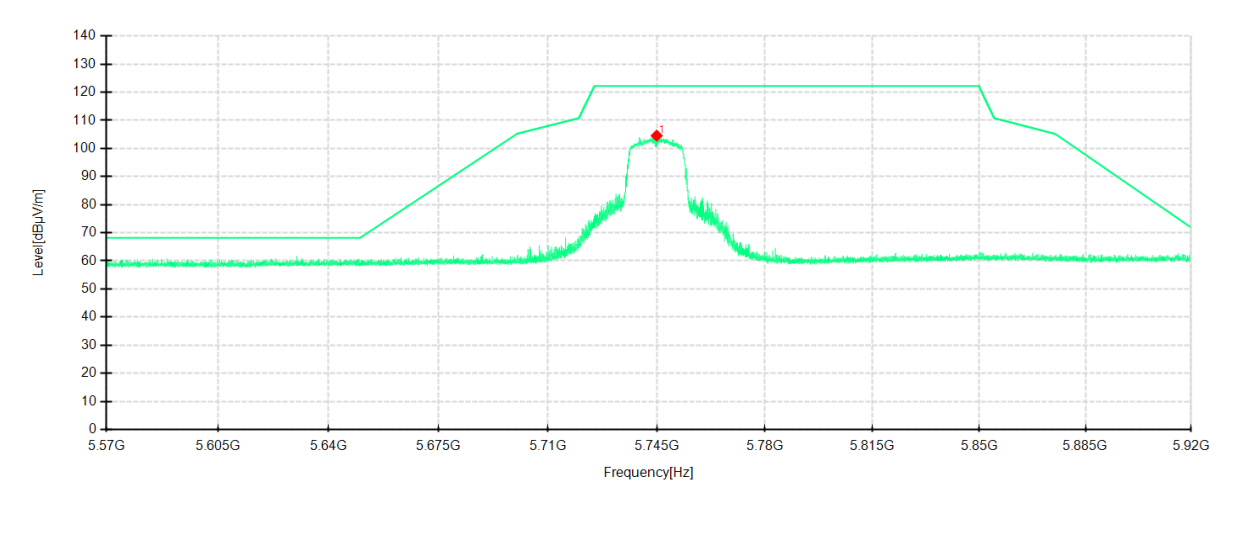

Detector mode: Peak

Polarity: Vertical

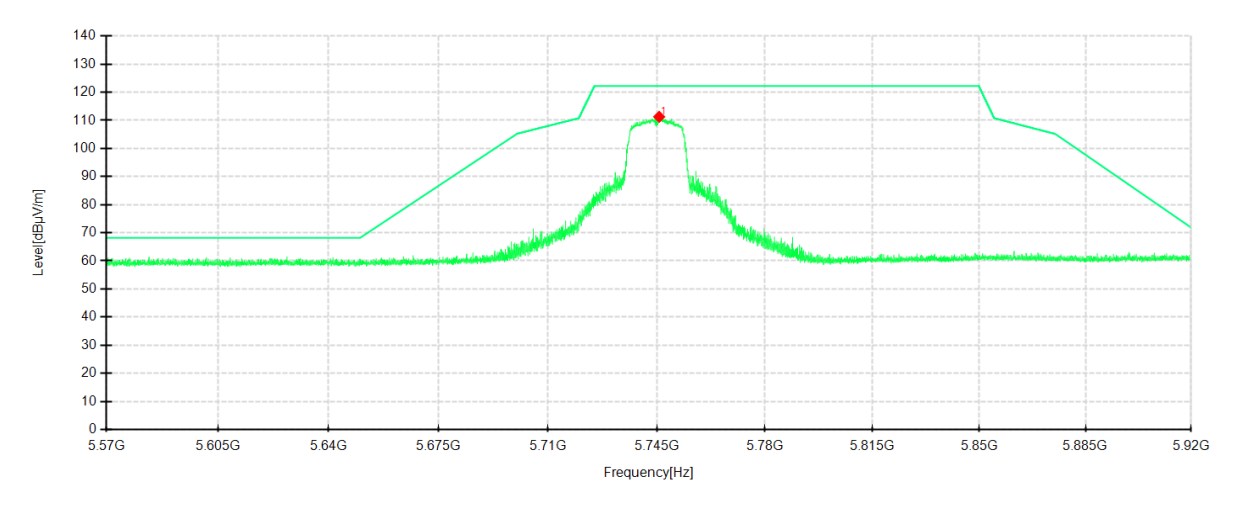

No.	Frequency MHz	Reading dBµV/m	Level dBµV/m	Factor dB	Limit dBuV/m	Margin dB	Height cm	Angle °	Pole
1	5744.93	84.43	104.55	20.12	122.20	17.65	200	292	Horizontal
1	5745.735	91.26	111.27	20.01	122.20	10.93	100	139	Vertical

802.11n HT20 mode/5825MHz

Environment: 21.3℃/62%RH/101.0kPa

Voltage: AC 120V/60HZ

Test Engineer: Chen Xiaocong

Data: 2023-04-25

Detector mode: Peak

Polarity: Horizontal

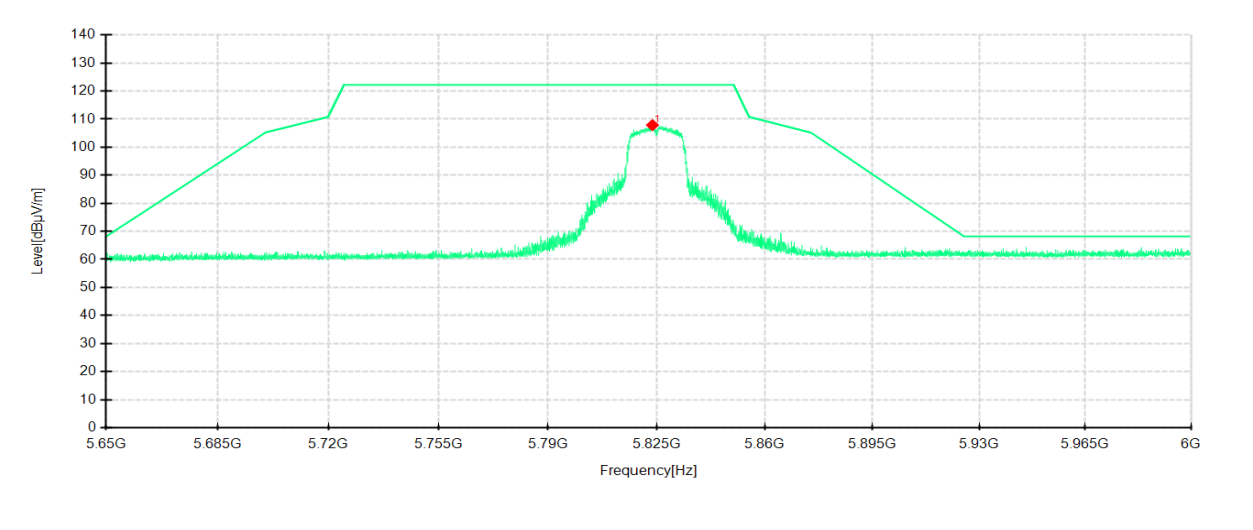

Detector mode: Peak

Polarity: Vertical

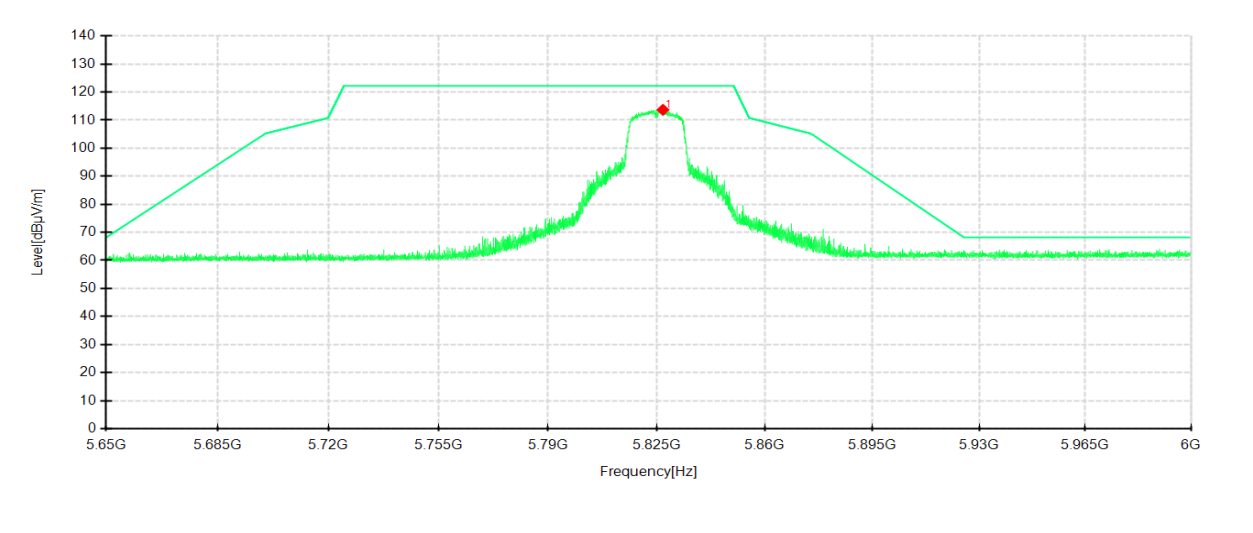

No.	Frequency MHz	Reading dBµV/m	Level dBµV/m	Factor dB	Limit dBuV/m	Margin dB	Height cm	Angle °	Pole
1	5823.6	85.74	107.87	22.13	122.20	14.33	200	112	Horizontal
1	5826.995	91.80	113.67	21.87	122.20	8.53	100	313	Vertical

802.11ac VHT20 mode/5745MHz

Environment: 22.4℃/58%RH/101.0kPa

Voltage: AC 120V/60HZ

Test Engineer: Chen Xiaocong

Data: 2023-04-26

Detector mode: Peak

Polarity: Horizontal

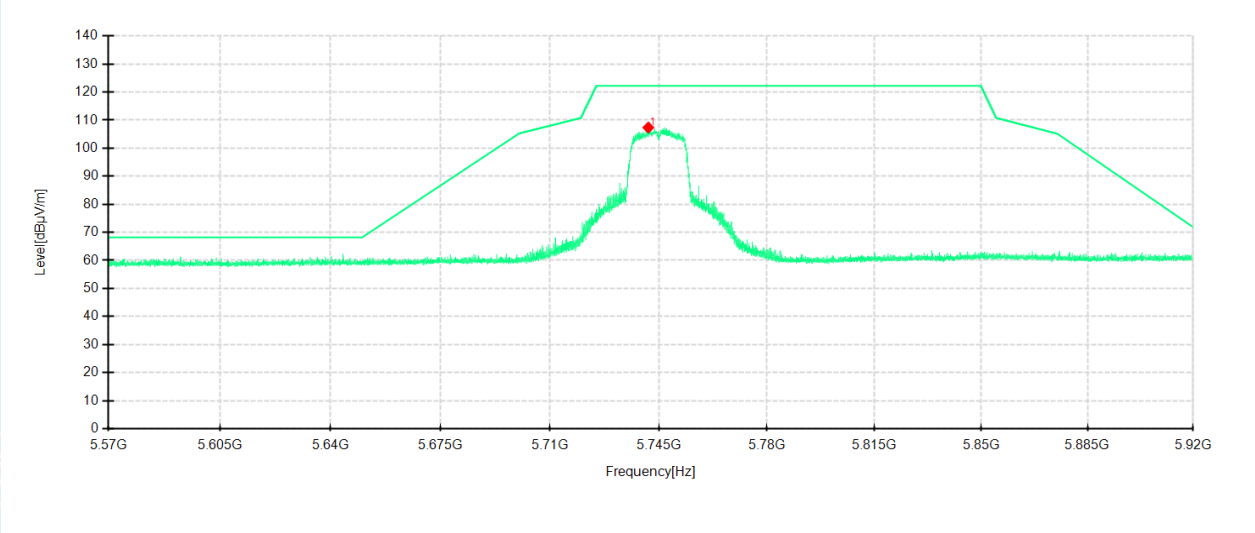

Detector mode: Peak

Polarity: Vertical

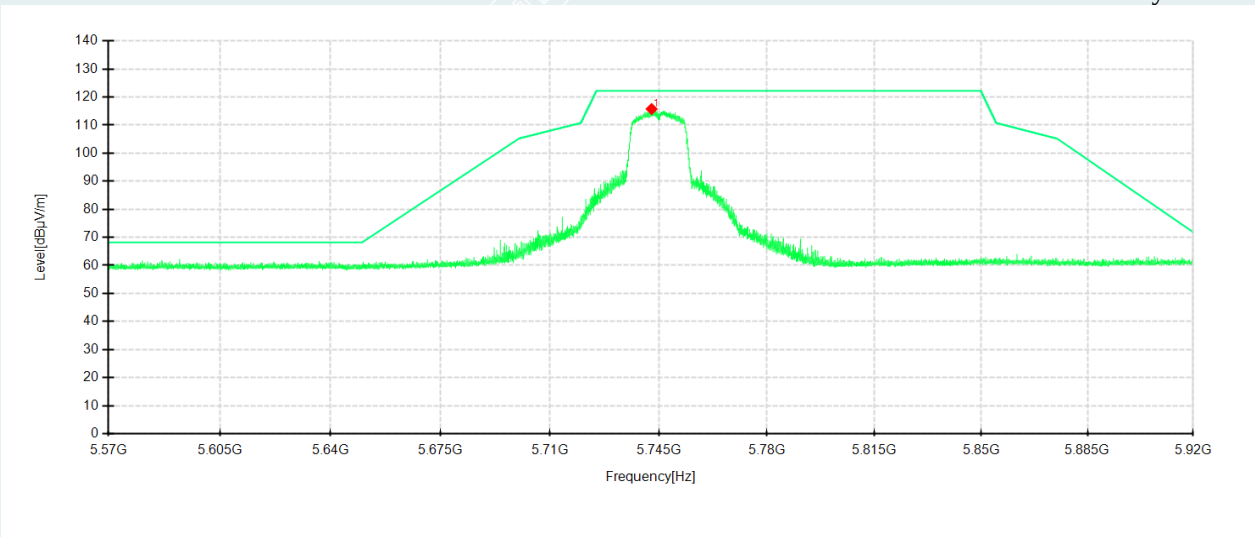

No.	Frequency MHz	Reading dBµV/m	Level dBµV/m	Factor dB	Limit dBuV/m	Margin dB	Height cm	Angle °	Pole
1	5741.605	87.24	107.35	20.11	122.20	14.85	200	108	Horizontal
1	5742.655	95.75	115.75	20.00	122.20	6.45	200	146	Vertical

802.11ac VHT20 mode/5825MHz

Environment: 22.4℃/58%RH/101.0kPa

Voltage: AC 120V/60HZ

Test Engineer: Chen Xiaocong

Data: 2023-04-26

Detector mode: Peak

Polarity: Horizontal

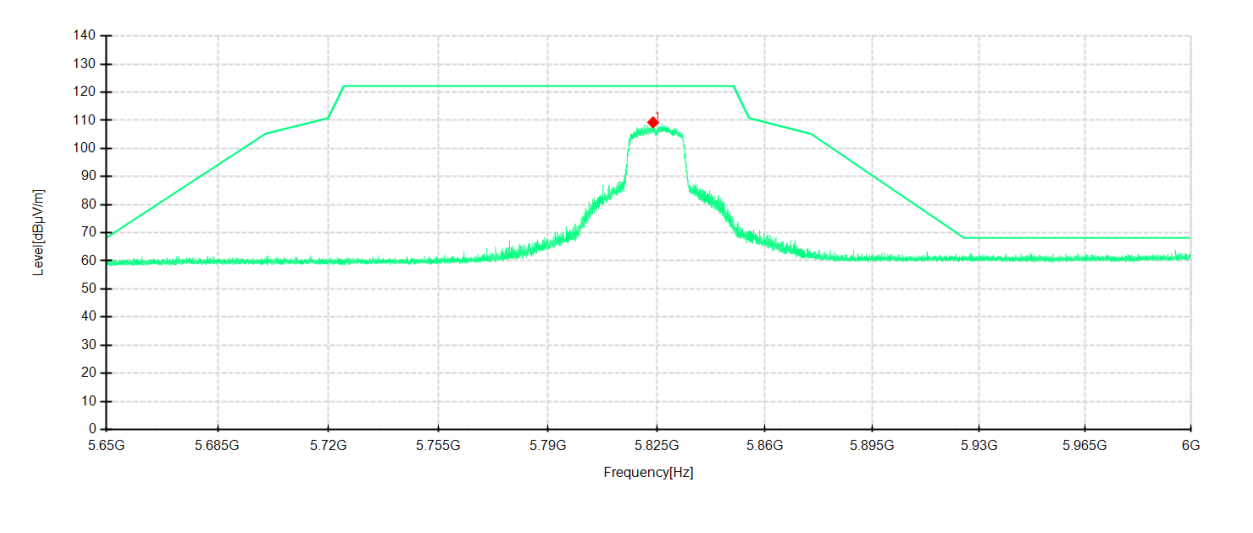

Detector mode: Peak

Polarity: Vertical

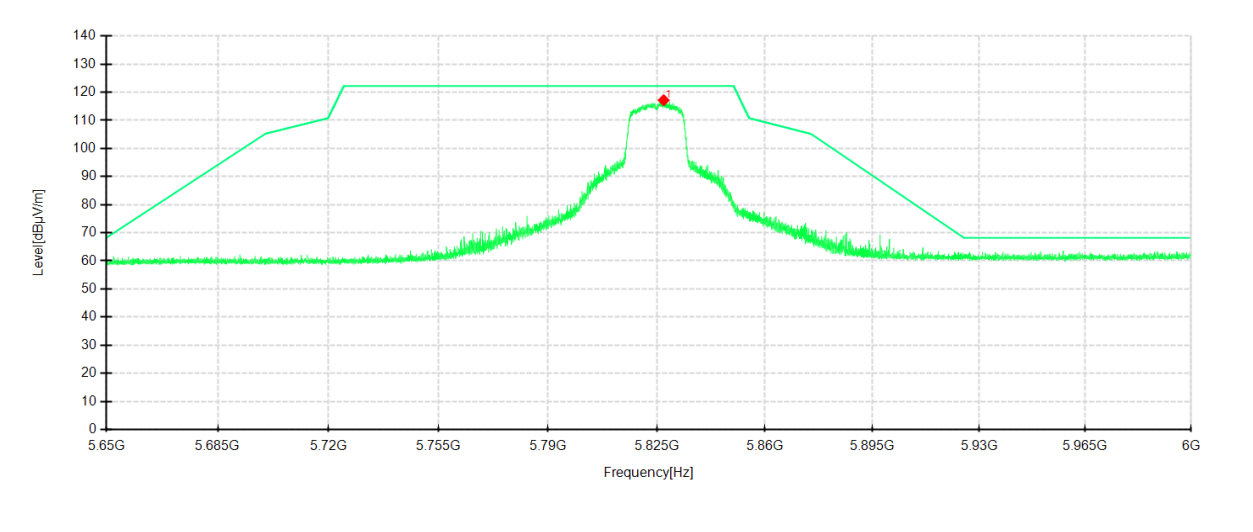

No.	Frequency MHz	Reading dBµV/m	Level dBµV/m	Factor dB	Limit dBuV/m	Margin dB	Height cm	Angle °	Pole
1	5823.81	88.26	109.29	21.03	122.20	12.91	200	302	Horizontal
1	5827.24	96.24	117.17	20.93	122.20	5.03	200	138	Vertical

802.11ax HE20 mode/5745MHz

Environment: 22.4℃/61%RH/101.0kPa

Voltage: AC 120V/60HZ

Test Engineer: Chen Xiaocong

Data: 2023-04-28

Detector mode: Peak

Polarity: Horizontal

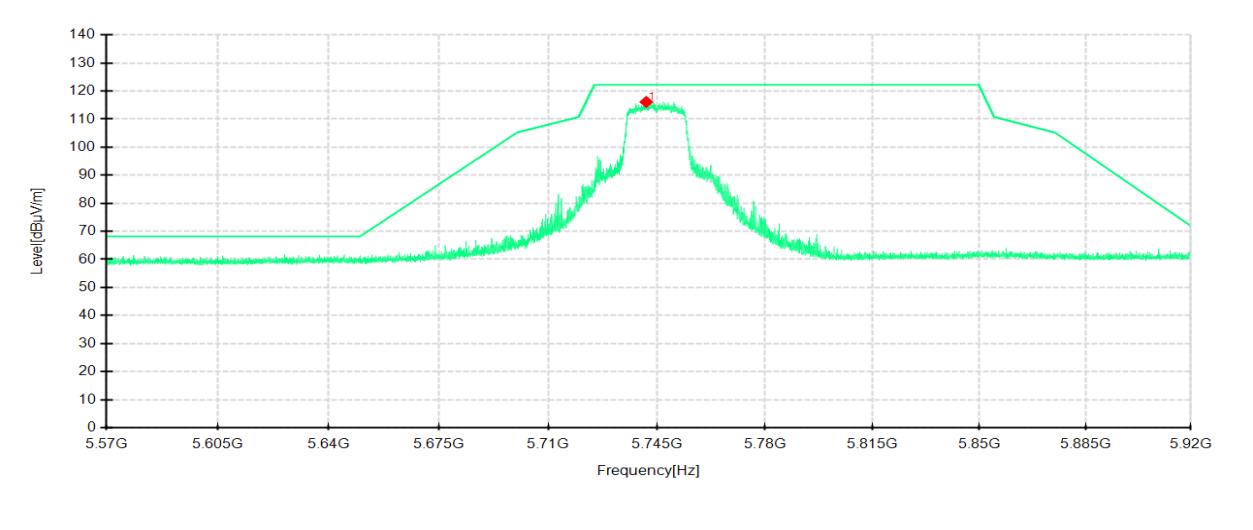

Detector mode: Peak

Polarity: Vertical

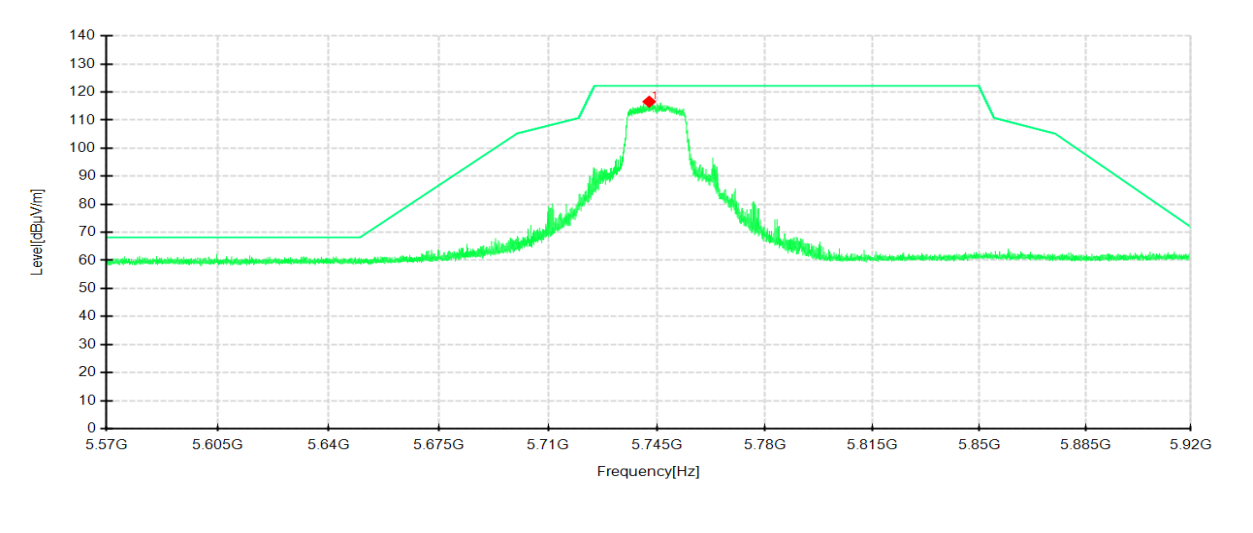

No.	Frequency MHz	Reading dBµV/m	Level dBµV/m	Factor dB	Limit dBuV/m	Margin dB	Height cm	Angle °	Pole
1	5741.605	96.02	116.13	20.11	122.20	6.07	200	144	Horizontal
1	5742.515	96.58	116.58	20.00	122.20	5.62	100	143	Vertical

802.11ax HE20 mode/5825MHz

Environment: 22.4℃/61%RH/101.0kPa

Voltage: AC 120V/60HZ

Test Engineer: Chen Xiaocong

Data: 2023-04-28

Detector mode: Peak

Polarity: Horizontal

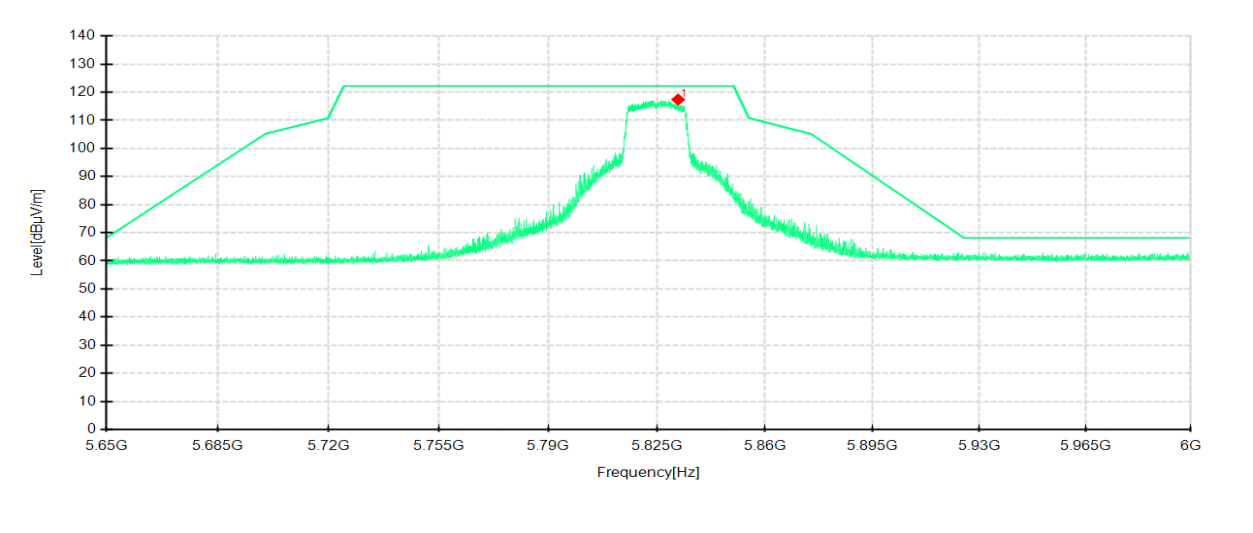

Detector mode: Peak

Polarity: Vertical

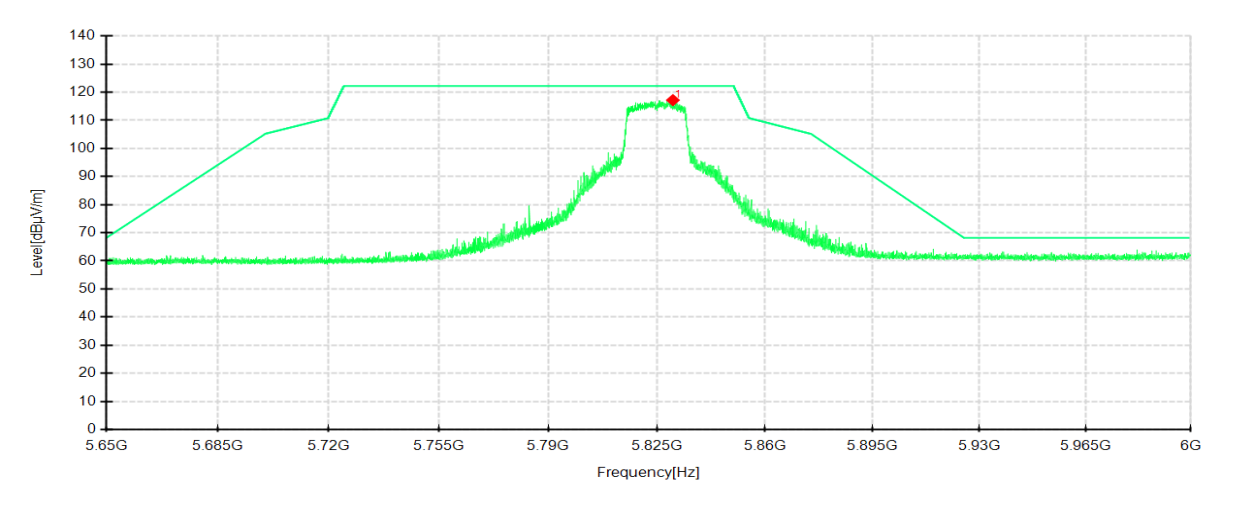

No.	Frequency MHz	Reading dBµV/m	Level dBµV/m	Factor dB	Limit dBuV/m	Margin dB	Height cm	Angle °	Pole
1	5831.895	96.15	117.41	21.26	122.20	4.79	100	155	Horizontal
1	5830.215	96.19	117.20	21.01	122.20	5.00	200	148	Vertical

802.11n HT40 mode/5755MHz

Environment: 21.8℃/57%RH/101.0kPa

Voltage: AC 120V/60HZ

Test Engineer: Chen Xiaocong

Data: 2023-05-02

Detector mode: Peak

Polarity: Horizontal

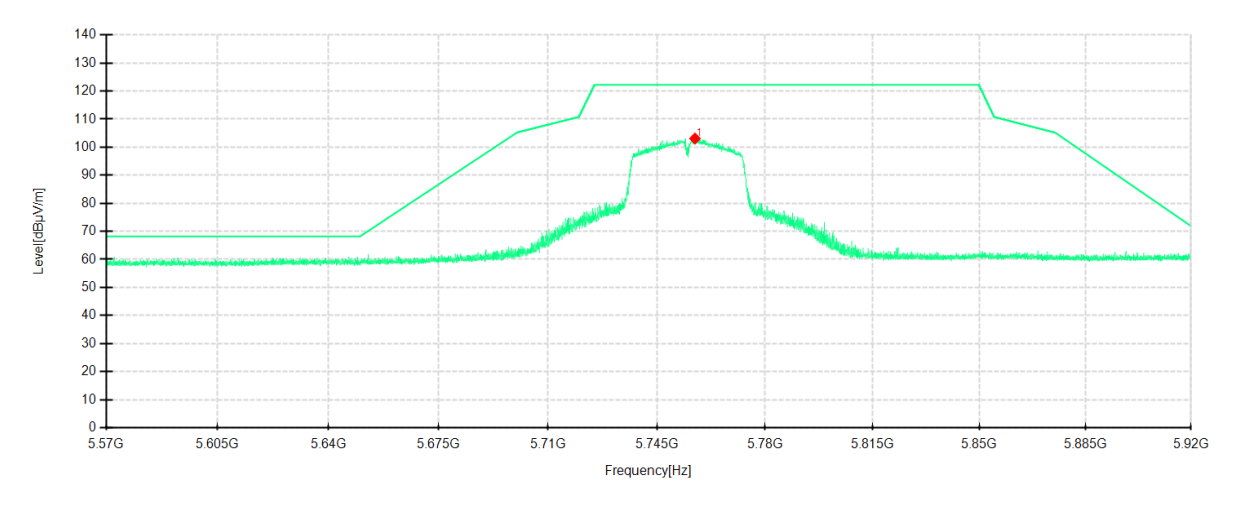

Detector mode: Peak

Polarity: Vertical

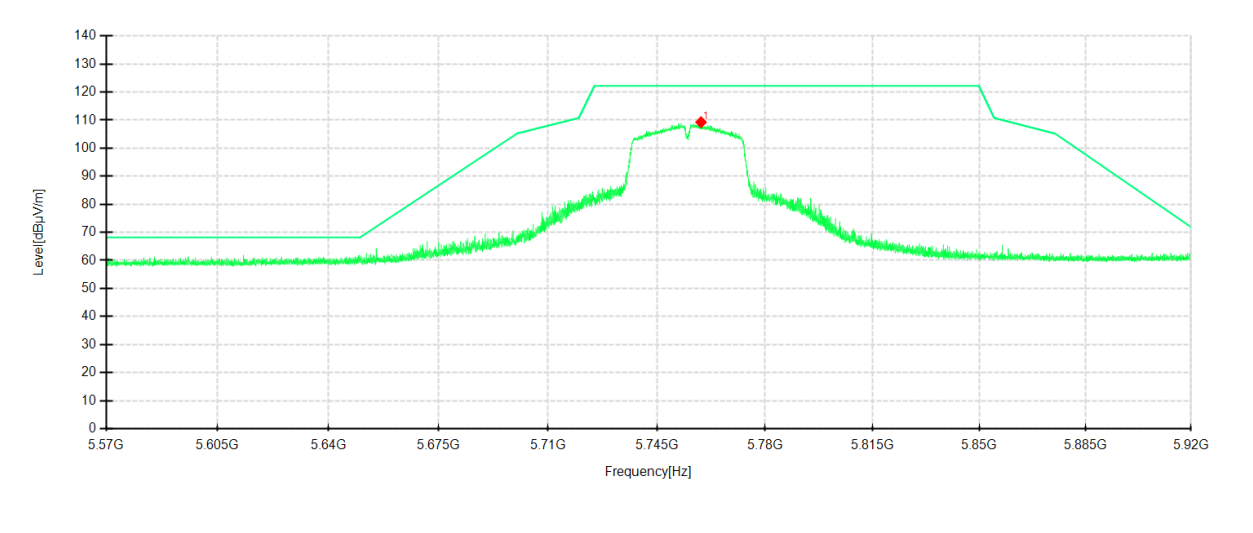

No.	Frequency MHz	Reading dBµV/m	Level dBµV/m	Factor dB	Limit dBuV/m	Margin dB	Height cm	Angle °	Pole
1	5757.32	82.91	103.07	20.16	122.20	19.13	200	0	Horizontal
1	5759.28	89.21	109.26	20.05	122.20	12.94	100	222	Vertical

802.11n HT40 mode/5795MHz

Environment: 21.8℃/57%RH/101.0kPa

Voltage: AC 120V/60HZ

Test Engineer: Chen Xiaocong

Data: 2023-05-02

Detector mode: Peak

Polarity: Horizontal

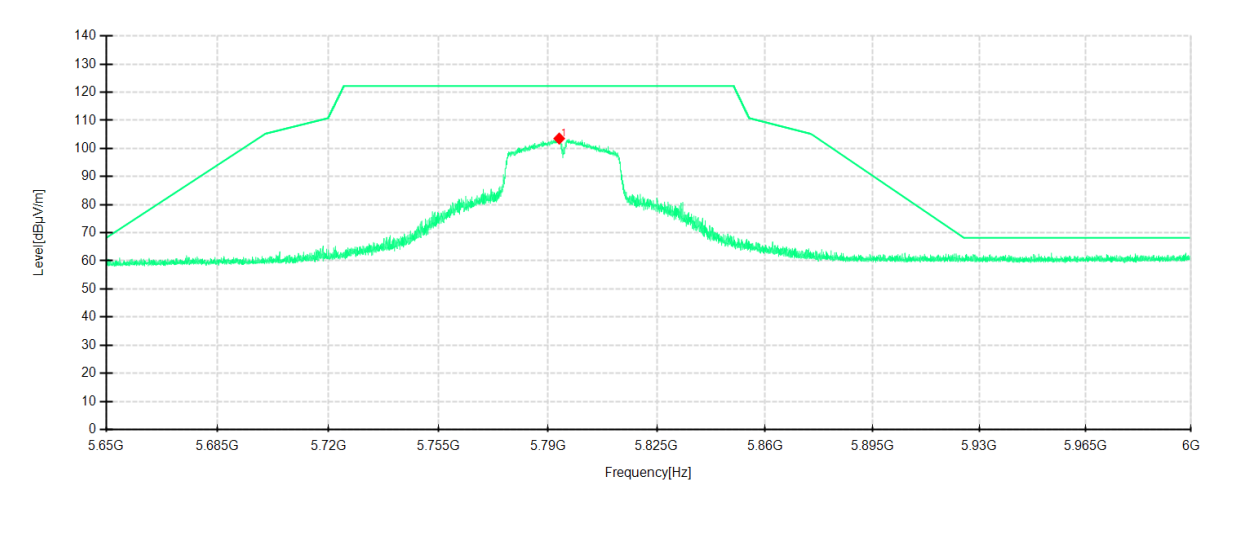

Detector mode: Peak

Polarity: Vertical

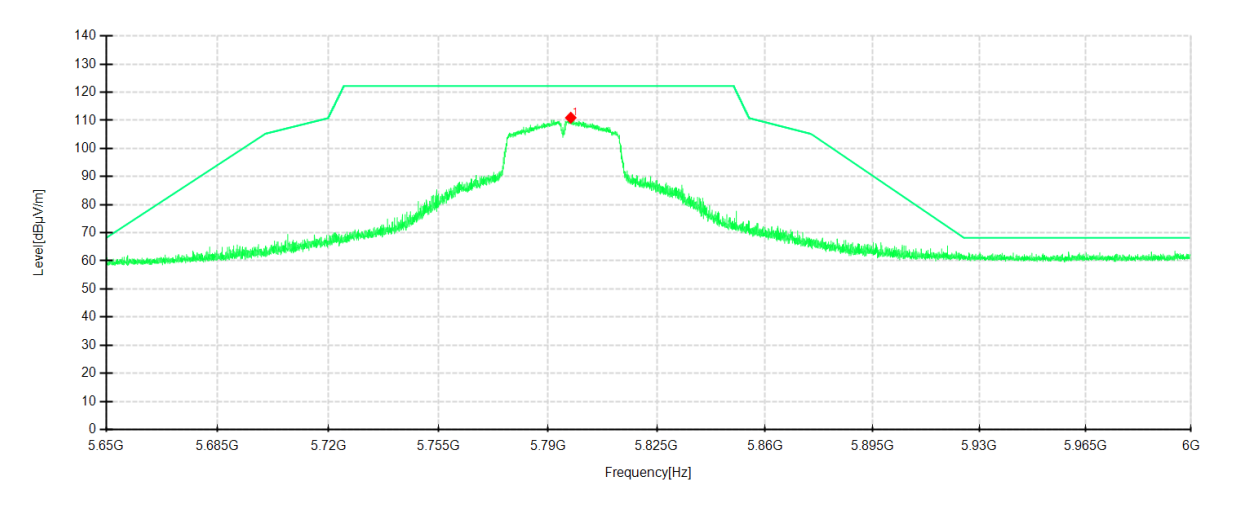

No.	Frequency MHz	Reading dBµV/m	Level dBµV/m	Factor dB	Limit dBuV/m	Margin dB	Height cm	Angle °	Pole
1	5793.605	83.20	103.52	20.32	122.20	18.68	200	12	Horizontal
1	5797.315	90.78	110.92	20.14	122.20	11.28	100	223	Vertical

802.11ac VHT40 mode/5755MHz

Environment: 21.8℃/57%RH/101.0kPa

Voltage: AC 120V/60HZ

Test Engineer: Chen Xiaocong

Data: 2023-05-02

Detector mode: Peak

Polarity: Horizontal

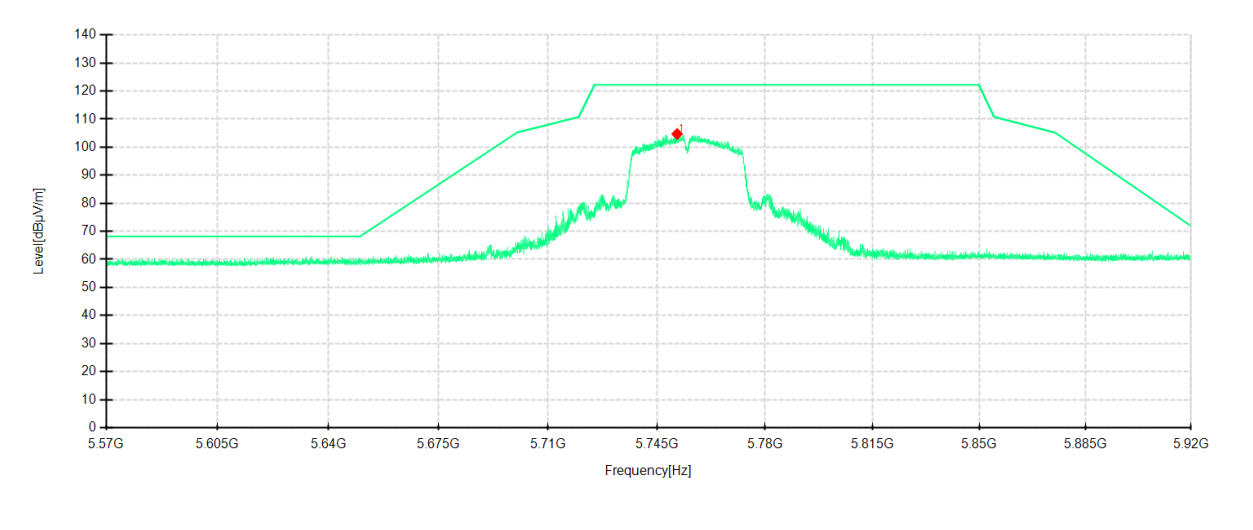

Detector mode: Peak

Polarity: Vertical

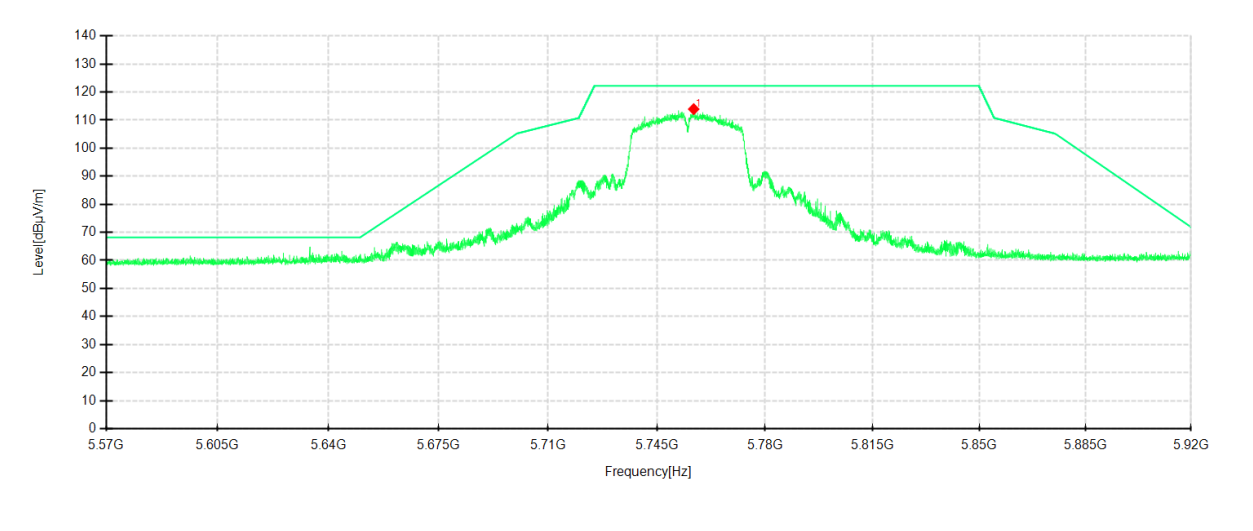

No.	Frequency MHz	Reading dBµV/m	Level dBµV/m	Factor dB	Limit dBuV/m	Margin dB	Height cm	Angle °	Pole
1	5751.545	84.55	104.69	20.14	122.20	17.51	200	25	Horizontal
1	5756.9	93.89	113.93	20.04	122.20	8.27	200	64	Vertical

802.11ac VHT40 mode/5795MHz

Environment: 21.8℃/57%RH/101.0kPa

Voltage: AC 120V/60HZ

Test Engineer: Chen Xiaocong

Data: 2023-05-02

Detector mode: Peak

Polarity: Horizontal

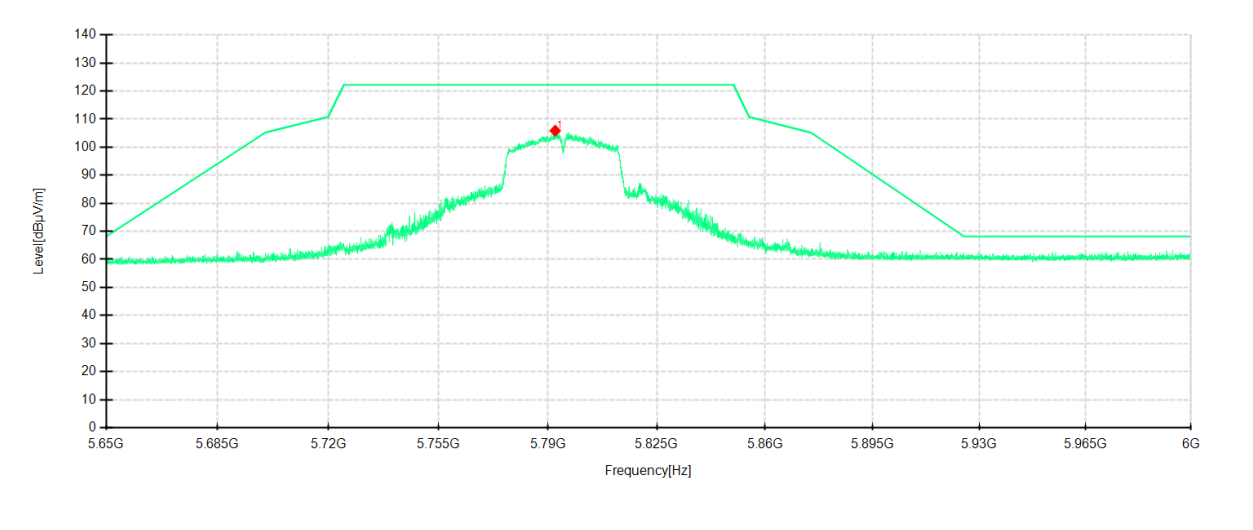

Detector mode: Peak

Polarity: Vertical

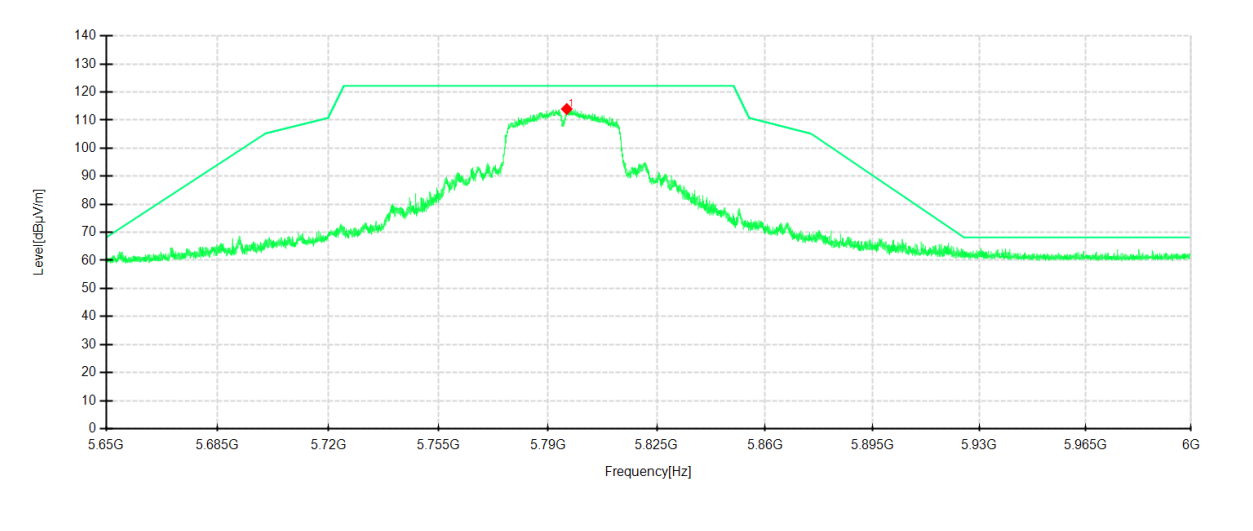

No.	Frequency MHz	Reading dBµV/m	Level dBµV/m	Factor dB	Limit dBuV/m	Margin dB	Height cm	Angle °	Pole
1	5792.31	85.55	105.87	20.32	122.20	16.33	200	17	Horizontal
1	5796.02	93.82	113.96	20.14	122.20	8.24	200	51	Vertical

802.11ax HE40 mode/5755MHz

Environment: 22.1℃/59%RH/101.0kPa

Voltage: AC 120V/60HZ

Test Engineer: Chen Xiaocong

Data: 2023-04-28

Detector mode: Peak

Polarity: Horizontal

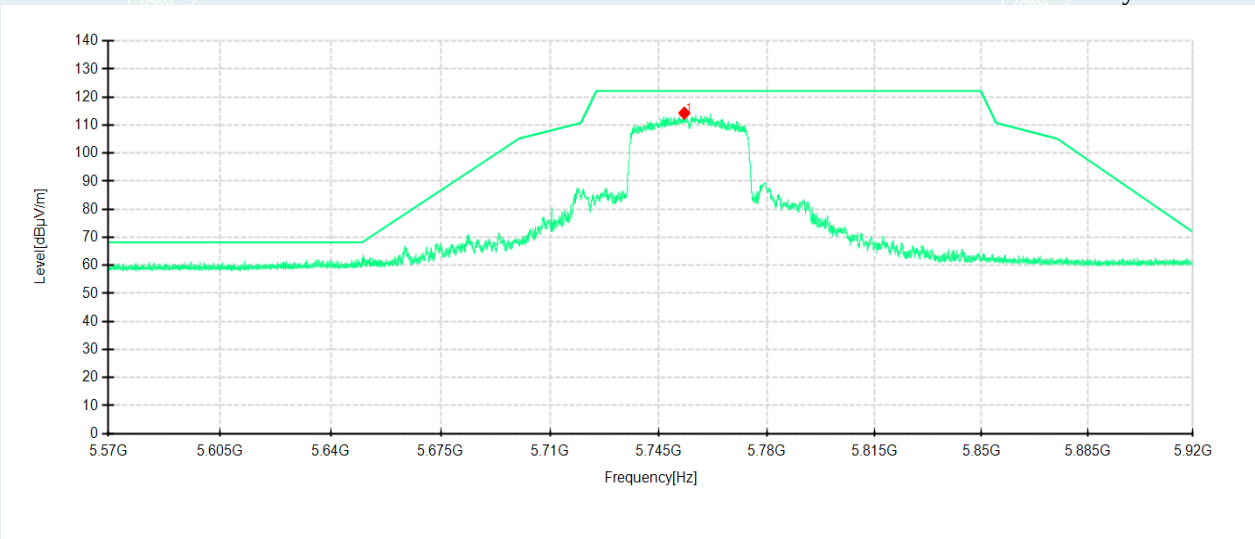

Detector mode: Peak

Polarity: Vertical

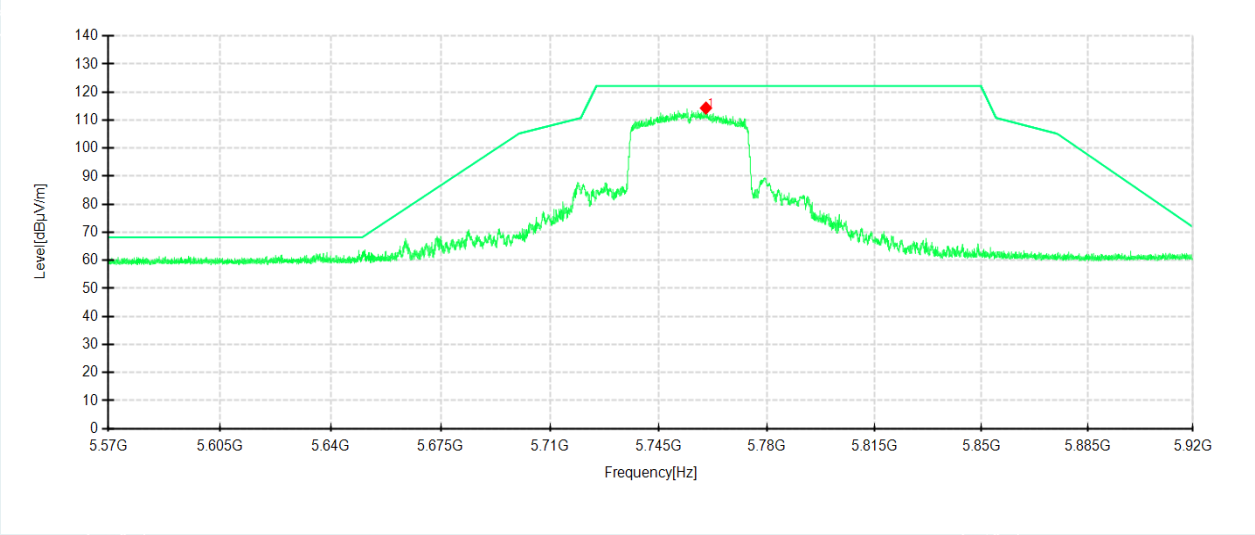

No.	Frequency MHz	Reading dBµV/m	Level dBµV/m	Factor dB	Limit dBuV/m	Margin dB	Height cm	Angle °	Pole
1	5753.225	94.15	114.29	20.14	122.20	7.91	100	26	Horizontal
1	5760.225	94.27	114.32	20.05	122.20	7.88	200	16	Vertical

802.11ax HE40 mode/5795MHz

Environment: 22.1℃/59%RH/101.0kPa

Voltage: AC 120V/60HZ

Test Engineer: Chen Xiaocong

Data: 2023-04-28

Detector mode: Peak

Polarity: Horizontal

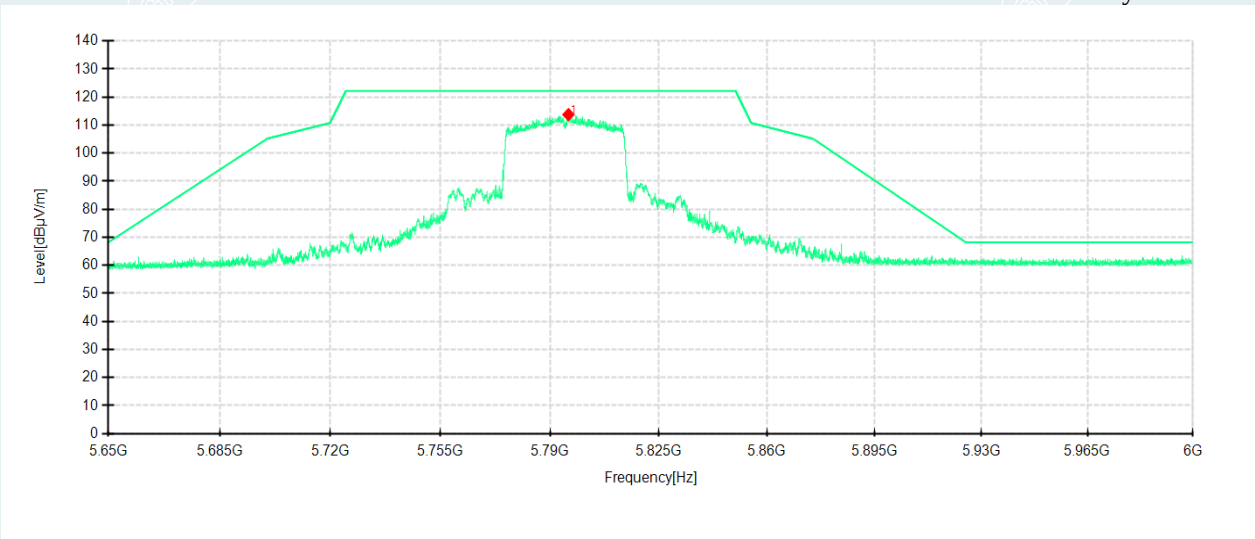

Detector mode: Peak

Polarity: Vertical

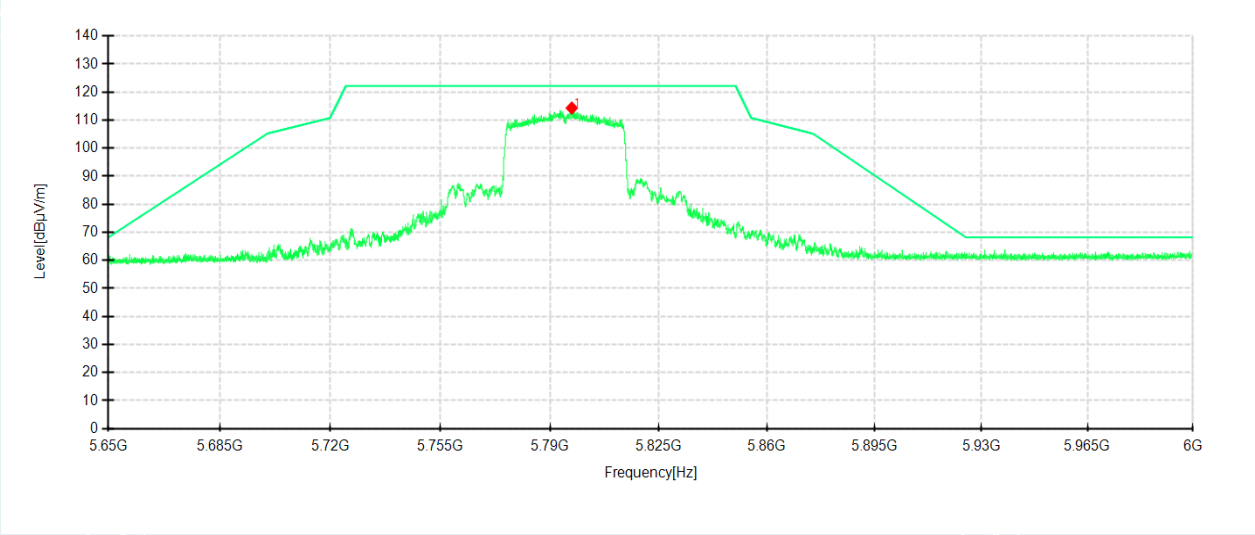

No.	Frequency MHz	Reading dBµV/m	Level dBµV/m	Factor dB	Limit dBuV/m	Margin dB	Height cm	Angle °	Pole
1	5795.915	93.44	113.77	20.33	122.20	8.43	100	138	Horizontal
1	5797	94.18	114.32	20.14	122.20	7.88	200	126	Vertical

802.11ac VHT80 mode/5775MHz

Environment: 21.5℃/59%RH/101.0kPa

Voltage: AC 120V/60HZ

Test Engineer: Chen Xiaocong

Data: 2023-04-27

Detector mode: Peak

Polarity: Horizontal

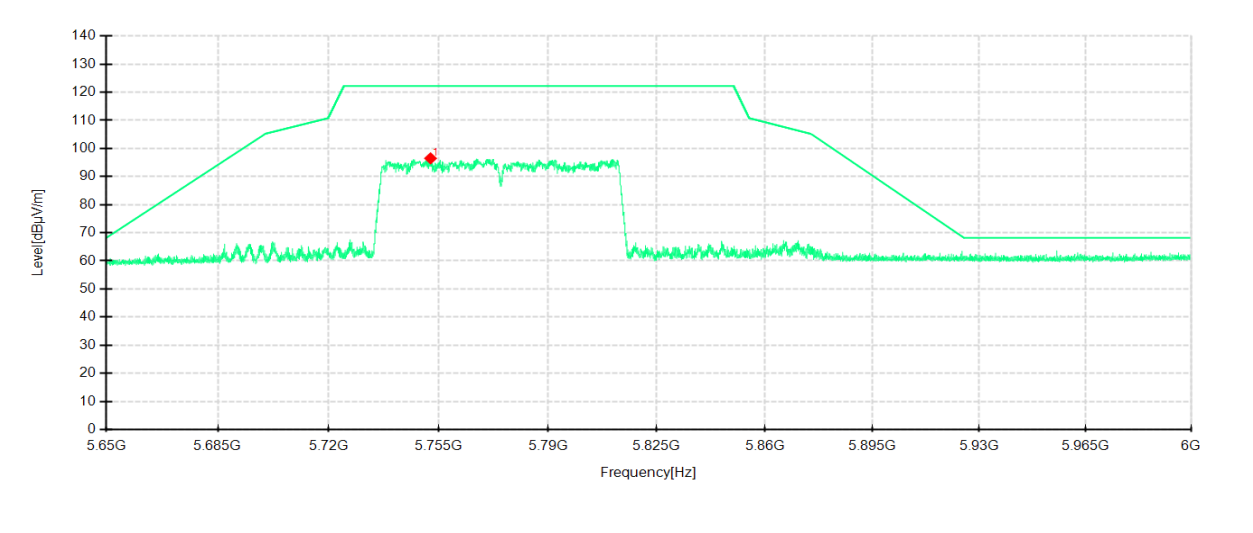

Detector mode: Peak

Polarity: Vertical

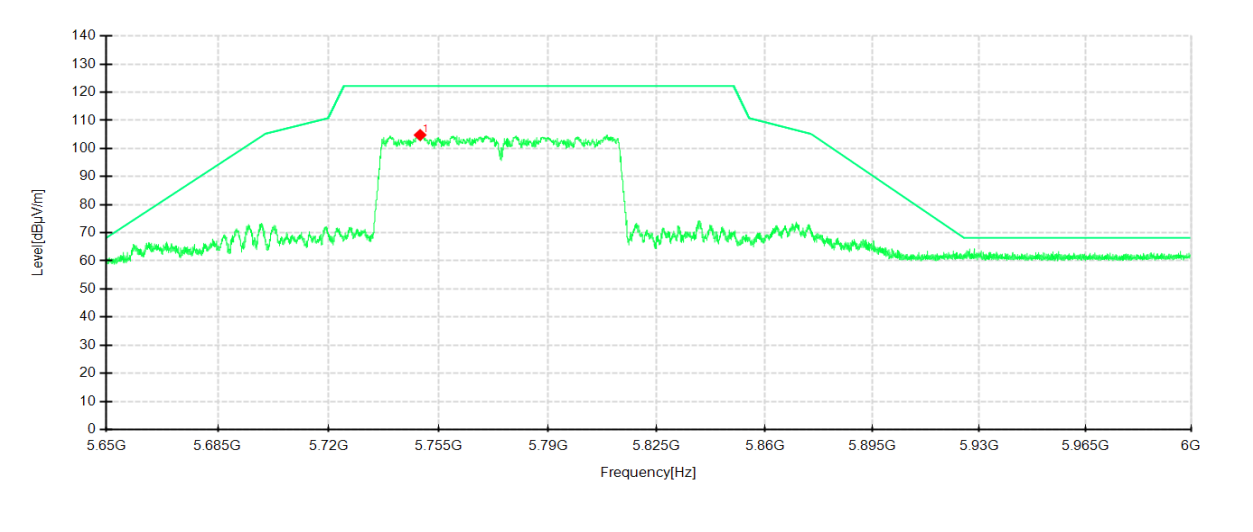

No.	Frequency MHz	Reading dBµV/m	Level dBµV/m	Factor dB	Limit dBuV/m	Margin dB	Height cm	Angle °	Pole
1	5752.445	76.34	96.48	20.14	122.20	25.72	200	109	Horizontal
1	5749.12	84.76	104.79	20.03	122.20	17.41	100	323	Vertical

802.11ax HE80 mode/5775MHz

Environment: 21.5℃/59%RH/101.0kPa

Voltage: AC 120V/60HZ

Test Engineer: Chen Xiaocong

Data: 2023-04-27

Detector mode: Peak

Polarity: Horizontal

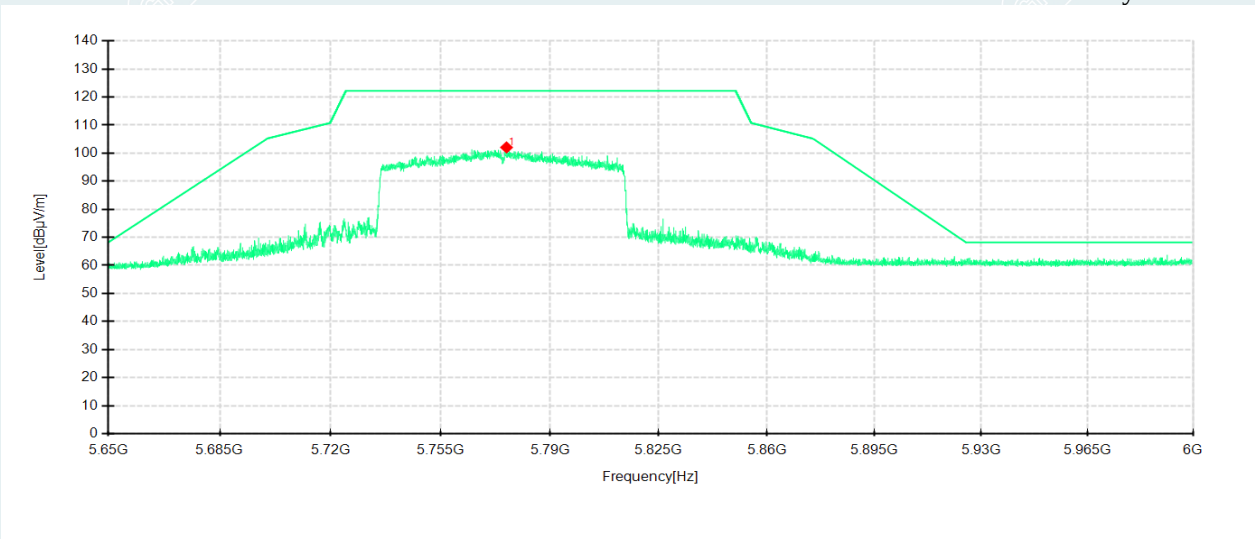

Detector mode: Peak

Polarity: Vertical

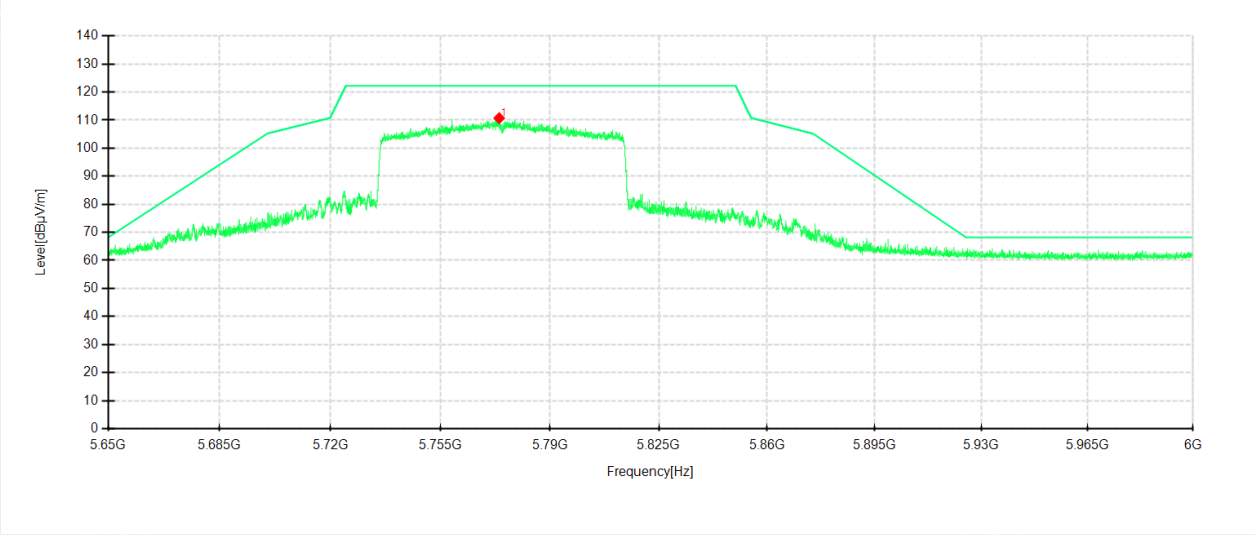

No.	Frequency MHz	Reading dBµV/m	Level dBµV/m	Factor dB	Limit dBuV/m	Margin dB	Height cm	Angle °	Pole
1	5776.07	81.81	102.05	20.24	122.20	20.15	200	230	Horizontal
1	5773.725	90.63	110.72	20.09	122.20	11.48	200	152	Vertical

8. 6dB BANDWIDTH & 26dB BANDWIDTH & 99% OCCUPIED BANDWIDTH

8.1 LIMITS

Band	Frequency (MHz)	Test Item	Limit
U-NII-1	5150-5250	26dB Bandwidth&99% Occupied Bandwidth	N/A
U-NII-2A	5250-5350	26dB Bandwidth&99% Occupied Bandwidth	N/A
U-NII-2C	5470-5725	26dB Bandwidth&99% Occupied Bandwidth	N/A
U-NII-3	5725-5850	6dB Bandwidth&99% Occupied Bandwidth	6dB Bandwidth≥500KHz

8.2 TEST PROCEDURES

For 26dB Bandwidth Measurement :

a. Connect EUT antenna terminal to the spectrum analyzer with RF cable.
b. Spectrum analyzer setting parameters in accordance with table 1.
c. Set the EUT transmit continuously with maximum output power.
d. Allow trace to stabilize, measure the maximum width of the emission that is 26 dB down from the peak of the emission.Compare this with the RBW setting of the instrument. Readjust RBW and repeat measurementas needed until the RBW/EBW ratio is approximately 1%.
e. Repeat above procedures until all modes and channels were measured.
f. Record the results in the test report.

For 6dB Bandwidth Measurement :

a. Connect EUT antenna terminal to the spectrum analyzer with RF cable.
b. Spectrum analyzer setting parameters in accordance with table 2.
c. Set the EUT transmit continuously with maximum output power.
d. Allow trace to stabilize,measure the maximum width of the emission that is constrained by the frequencies associatedwith the two outermost amplitude points (upper and lower frequencies) that are attenuated by6 dB relative to the maximum level measured in the fundamental emission.
e. Repeat above procedures until all modes and channels were measured.
f. Record the results in the test report.

For 99% Occupied BandwidthMeasurement :

a. Connect EUT antenna terminal to the spectrum analyzer with RF cable.
b. Spectrum analyzer setting parameters in accordance with table 3.
c. Set the EUT transmit continuously with maximum output power.
d. Allow trace to stabilize,use the 99% power bandwidth function to measure bandwidth.
e. Repeat above procedures until all modes and channels were measured.

Record the results in the test report.

---------- The following blanks ----------

Table 1:

26dB Bandwidth	
Spectrum Parameters	Setting
RBW	approximately 1% of the emission bandwidth
VBW	＞RBW
Span	40MHz(20MHz Bandwidth mode) 60MHz(40MHz Bandwidth mode) 120MHz(80MHz Bandwidth mode)
Sweep Time	Auto
Detector	Peak
Trace Mode	Max Hold

Table 2:

6dB Bandwidth	
Spectrum Parameters	Setting
RBW	100KHz
VBW	300KHz
Span	40MHz(20MHz Bandwidth mode) 60MHz(40MHz Bandwidth mode) 120MHz(80MHz Bandwidth mode)
Sweep Time	Auto
Detector	Peak
Trace Mode	Max Hold

Table 3:

99% Occupied Bandwidth	
Spectrum Parameters	Setting
RBW	1% to 5% of the OBW
VBW	approximately three times the RBW
Span	between 1.5 times and 5.0 times the OBW
Sweep Time	Auto
Detector	Peak
Trace Mode	Max Hold

8.3 TEST SETUP

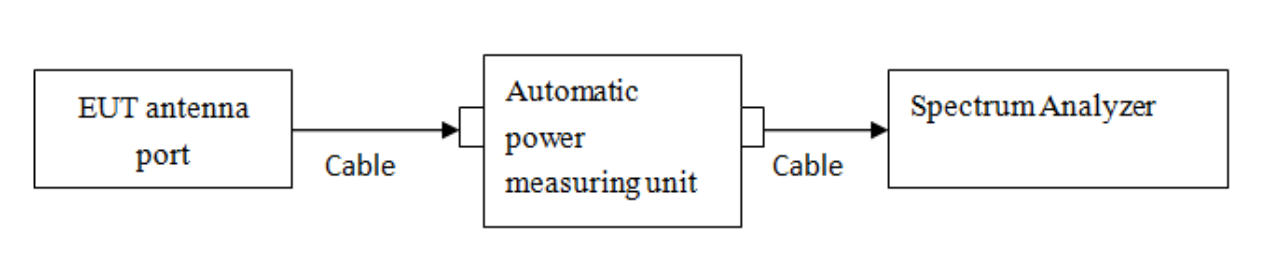

8.4 TEST RESULTS

Environmental Conditions	21.5℃/67%RH/101.0kPa	Test Voltage	AC 120V/60HZ
Tested By	Yang Zhaoyun	Tested Date	2023-04-10 ~ 2023-05-04

6dB BANDWIDTH

TestMode	Antenna	Freq[MHz]	6dB EBW [MHz]	F_L[MHz]	F_H[MHz]	Limit[MHz]	Verdict
802.11a	Ant1	5745	16.32	5736.84	5753.16	0.5	PASS
	Ant2	5745	15.64	5737.12	5752.76	0.5	PASS
	Ant1	5785	15.48	5777.08	5792.56	0.5	PASS
	Ant2	5785	16.32	5776.84	5793.16	0.5	PASS
	Ant1	5825	15.08	5817.48	5832.56	0.5	PASS
	Ant2	5825	15.92	5816.84	5832.76	0.5	PASS
802.11n HT20	Ant1	5745	15.36	5737.20	5752.56	0.5	PASS
	Ant2	5745	17.52	5736.24	5753.76	0.5	PASS
	Ant1	5785	15.96	5776.60	5792.56	0.5	PASS
	Ant2	5785	17.56	5776.20	5793.76	0.5	PASS
	Ant1	5825	15.12	5817.44	5832.56	0.5	PASS
	Ant2	5825	17.56	5816.20	5833.76	0.5	PASS
802.11n HT40	Ant1	5755	35.04	5737.48	5772.52	0.5	PASS
	Ant2	5755	35.04	5737.48	5772.52	0.5	PASS
	Ant1	5795	35.04	5777.48	5812.52	0.5	PASS
	Ant2	5795	35.04	5777.48	5812.52	0.5	PASS
802.11ac VHT20	Ant1	5745	16.92	5736.60	5753.52	0.5	PASS
	Ant2	5745	17.16	5736.60	5753.76	0.5	PASS
	Ant1	5785	16.12	5777.24	5793.36	0.5	PASS
	Ant2	5785	17.56	5776.20	5793.76	0.5	PASS
	Ant1	5825	15.44	5817.12	5832.56	0.5	PASS
	Ant2	5825	17.56	5816.20	5833.76	0.5	PASS
802.11ac VHT40	Ant1	5755	35.04	5737.48	5772.52	0.5	PASS
	Ant2	5755	35.04	5737.48	5772.52	0.5	PASS
	Ant1	5795	35.04	5777.48	5812.52	0.5	PASS
	Ant2	5795	35.04	5777.48	5812.52	0.5	PASS
802.11ac VHT80	Ant1	5775	73.92	5738.68	5812.60	0.5	PASS
	Ant2	5775	75.20	5737.40	5812.60	0.5	PASS

802.11ax HE20	Ant1	5745	18.56	5735.80	5754.36	0.5	PASS
	Ant2	5745	18.84	5735.68	5754.52	0.5	PASS
	Ant1	5785	18.76	5775.60	5794.36	0.5	PASS
	Ant2	5785	18.72	5775.72	5794.44	0.5	PASS
	Ant1	5825	18.08	5815.88	5833.96	0.5	PASS
	Ant2	5825	18.00	5816.00	5834.00	0.5	PASS
802.11ax HE40	Ant1	5755	35.52	5737.48	5773.00	0.5	PASS
	Ant2	5755	35.36	5737.40	5772.76	0.5	PASS
	Ant1	5795	35.12	5777.40	5812.52	0.5	PASS
	Ant2	5795	36.08	5777.40	5813.48	0.5	PASS
802.11ax HE80	Ant1	5775	75.68	5736.92	5812.60	0.5	PASS
	Ant2	5775	75.20	5737.40	5812.60	0.5	PASS

---------- The following blanks ----------

26dB BANDWIDTH

Test Mode	Antenna	Frequency[MHz]	26dB EBW [MHz]	F_L[MHz]	F_H[MHz]	Limit[MHz]	Verdict
802.11a	Ant1	5180	20.28	5169.84	5190.12	---	PASS
	Ant2	5180	20.08	5170.00	5190.08	---	PASS
	Ant1	5200	20.24	5189.88	5210.12	---	PASS
	Ant2	5200	20.00	5190.08	5210.08	---	PASS
	Ant1	5240	20.12	5229.92	5250.04	---	PASS
	Ant2	5240	20.00	5229.92	5249.92	---	PASS
	Ant1	5260	20.20	5249.88	5270.08	---	PASS
	Ant2	5260	20.24	5249.88	5270.12	---	PASS
	Ant1	5280	20.24	5269.88	5290.12	---	PASS
	Ant2	5280	20.48	5269.76	5290.24	---	PASS
	Ant1	5320	20.04	5309.96	5330.00	---	PASS
	Ant2	5320	20.24	5309.84	5330.08	---	PASS
	Ant1	5500	20.08	5489.96	5510.04	---	PASS
	Ant2	5500	20.04	5490.00	5510.04	---	PASS
	Ant1	5580	20.16	5569.96	5590.12	---	PASS
	Ant2	5580	20.12	5569.96	5590.08	---	PASS
	Ant1	5700	20.12	5689.96	5710.08	---	PASS
	Ant2	5700	20.16	5689.88	5710.04	---	PASS
	Ant1	5720	20.20	5709.84	5730.04	---	PASS
	Ant2	5720	20.40	5709.72	5730.12	---	PASS
	Ant1	5720_UNII-2C	15.16	5709.84	5725	---	PASS
	Ant2	5720_UNII-2C	15.28	5709.72	5725	---	PASS
	Ant1	5720_UNII-3	5.16	5725	5730.16	---	PASS
	Ant2	5720_UNII-3	5.12	5725	5730.12	---	PASS

---------- The following blanks ----------

802.11n HT20	Ant1	5180	20.48	5169.80	5190.28	---	PASS
	Ant2	5180	20.36	5169.68	5190.04	---	PASS
	Ant1	5200	20.36	5189.88	5210.24	---	PASS
	Ant2	5200	20.28	5189.80	5210.08	---	PASS
	Ant1	5240	20.40	5229.76	5250.16	---	PASS
	Ant2	5240	20.56	5229.80	5250.36	---	PASS
	Ant1	5260	20.48	5249.76	5270.24	---	PASS
	Ant2	5260	20.40	5249.96	5270.36	---	PASS
	Ant1	5280	20.48	5269.80	5290.28	---	PASS
	Ant2	5280	20.28	5269.96	5290.24	---	PASS
	Ant1	5320	20.48	5309.72	5330.20	---	PASS
	Ant2	5320	20.36	5309.72	5330.08	---	PASS
	Ant1	5500	20.32	5489.88	5510.20	---	PASS
	Ant2	5500	20.28	5489.84	5510.12	---	PASS
	Ant1	5580	20.56	5569.68	5590.24	---	PASS
	Ant2	5580	20.40	5569.80	5590.20	---	PASS
	Ant1	5700	20.36	5689.84	5710.20	---	PASS
	Ant2	5700	20.28	5689.76	5710.04	---	PASS
	Ant1	5720	20.60	5709.56	5730.16	---	PASS
	Ant2	5720	20.44	5709.68	5730.12	---	PASS
	Ant1	5720_UNII-2C	15.44	5709.56	5725	---	PASS
	Ant2	5720_UNII-2C	15.32	5709.68	5725	---	PASS
	Ant1	5720_UNII-3	5.16	5725	5730.16	---	PASS
	Ant2	5720_UNII-3	5.12	5725	5730.12	---	PASS

---------- The following blanks ----------

802.11n HT40	Ant1	5190	41.28	5169.04	5210.32	---	PASS
	Ant2	5190	39.84	5169.76	5209.60	---	PASS
	Ant1	5230	40.80	5209.28	5250.08	---	PASS
	Ant2	5230	40.56	5209.52	5250.08	---	PASS
	Ant1	5270	40.56	5249.60	5290.16	---	PASS
	Ant2	5270	40.24	5250.24	5290.48	---	PASS
	Ant1	5310	40.96	5289.68	5330.64	---	PASS
	Ant2	5310	39.92	5289.68	5329.60	---	PASS
	Ant1	5510	40.80	5489.68	5530.48	---	PASS
	Ant2	5510	40.08	5489.92	5530.00	---	PASS
	Ant1	5550	40.64	5529.68	5570.32	---	PASS
	Ant2	5550	40.56	5529.52	5570.08	---	PASS
	Ant1	5670	40.80	5649.52	5690.32	---	PASS
	Ant2	5670	40.32	5649.60	5689.92	---	PASS
	Ant1	5710	47.12	5683.68	5730.80	---	PASS
	Ant2	5710	40.80	5689.68	5730.48	---	PASS
	Ant1	5710_UNII-2C	41.32	5683.68	5725	---	PASS
	Ant2	5710_UNII-2C	35.32	5689.68	5725	---	PASS
	Ant1	5710_UNII-3	5.8	5725	5730.80	---	PASS
	Ant2	5710_UNII-3	5.48	5725	5730.48	---	PASS

---------- The following blanks ----------

802.11ac VHT20	Ant1	5180	20.24	5169.84	5190.08	---	PASS
	Ant2	5180	20.32	5169.80	5190.12	---	PASS
	Ant1	5200	20.36	5189.88	5210.24	---	PASS
	Ant2	5200	20.48	5189.64	5210.12	---	PASS
	Ant1	5240	20.28	5229.88	5250.16	---	PASS
	Ant2	5240	20.32	5229.84	5250.16	---	PASS
	Ant1	5260	20.52	5249.80	5270.32	---	PASS
	Ant2	5260	20.36	5249.80	5270.16	---	PASS
	Ant1	5280	20.48	5269.84	5290.32	---	PASS
	Ant2	5280	20.32	5269.80	5290.12	---	PASS
	Ant1	5320	20.56	5309.68	5330.24	---	PASS
	Ant2	5320	20.28	5309.84	5330.12	---	PASS
	Ant1	5500	20.36	5489.76	5510.12	---	PASS
	Ant2	5500	20.32	5489.84	5510.16	---	PASS
	Ant1	5580	20.48	5569.72	5590.20	---	PASS
	Ant2	5580	20.48	5569.76	5590.24	---	PASS
	Ant1	5700	20.36	5689.80	5710.16	---	PASS
	Ant2	5700	20.48	5689.76	5710.24	---	PASS
	Ant1	5720	20.84	5709.64	5730.48	---	PASS
	Ant2	5720	20.12	5709.88	5730.00	---	PASS
	Ant1	5720_UNII-2C	15.36	5709.64	5725	---	PASS
	Ant2	5720_UNII-2C	15.12	5709.88	5725	---	PASS
	Ant1	5720_UNII-3	5.48	5725	5730.48	---	PASS
	Ant2	5720_UNII-3	5	5725	5730.00	---	PASS