2. Maximum Conducted Output Power

2.1 Test Result

Test Mode	Frequency (MHz)	Tx Type	Measured Output Power (dBm)	Limit (dBm)	Verdict
			Ant 1		
802.11a	5180	SISO	10.25	≤23.98	PASS
	5200	SISO	10.34	≤23.98	PASS
	5240	SISO	11.18	≤23.98	PASS
	5260	SISO	11.15	≤23.98	PASS
	5300	SISO	10.99	≤23.98	PASS
	5320	SISO	10.75	≤23.98	PASS
	5500	SISO	10.14	≤23.98	PASS
	5580	SISO	17.51	≤23.98	PASS
	5600	SISO	10.91	≤23.98	PASS
	5700	SISO	10.86	≤23.98	PASS
	5745	SISO	10.50	≤30.00	PASS
	5785	SISO	9.66	≤30.00	PASS
	5825	SISO	8.89	≤30.00	PASS
802.11n(HT20)	5180	SISO	9.55	≤23.98	PASS
	5200	SISO	9.91	≤23.98	PASS
	5240	SISO	10.69	≤23.98	PASS
	5260	SISO	10.77	≤23.98	PASS
	5300	SISO	10.57	≤23.98	PASS
	5320	SISO	10.55	≤23.98	PASS
	5500	SISO	12.28	≤23.98	PASS
	5580	SISO	10.58	≤23.98	PASS
	5600	SISO	10.50	≤23.98	PASS
	5700	SISO	10.53	≤23.98	PASS
	5745	SISO	10.20	≤30.00	PASS
	5785	SISO	9.36	≤30.00	PASS
	5825	SISO	8.40	≤30.00	PASS
802.11n(HT40)	5190	SISO	8.75	≤23.98	PASS
	5230	SISO	9.72	≤23.98	PASS
	5270	SISO	9.66	≤23.98	PASS
	5310	SISO	9.65	≤23.98	PASS
	5510	SISO	8.34	≤23.98	PASS
	5550	SISO	8.23	≤23.98	PASS
	5590	SISO	9.44	≤23.98	PASS
	5670	SISO	9.68	≤23.98	PASS
	5755	SISO	9.15	≤30.00	PASS
	5795	SISO	8.50	≤30.00	PASS

2.2 Test Graph

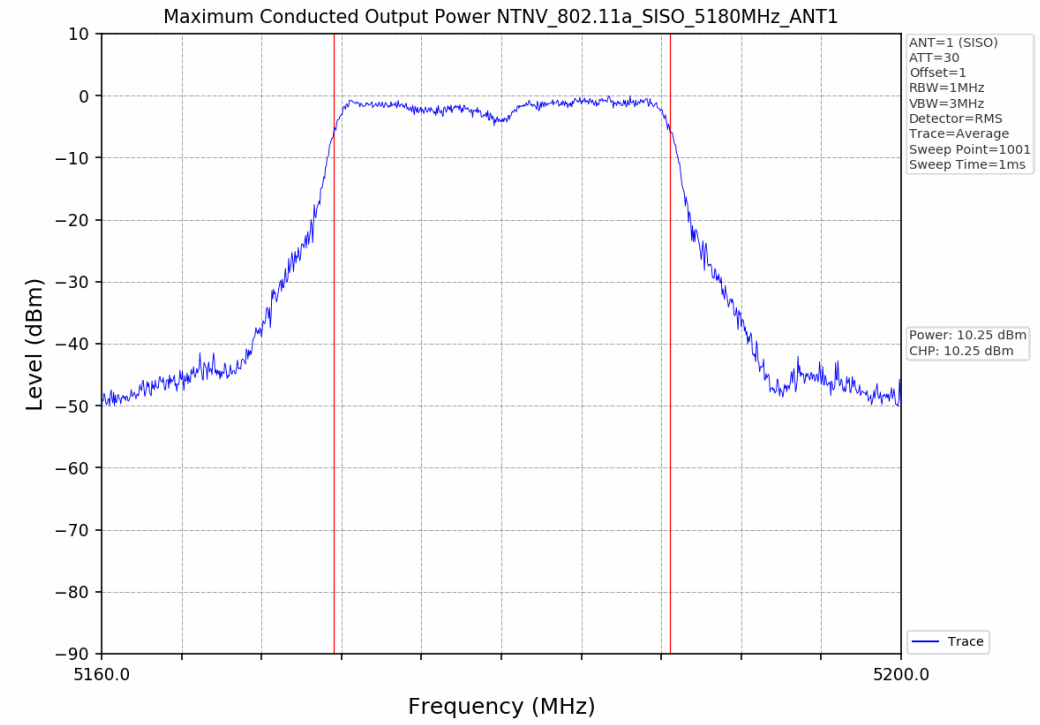
Maximum Conducted Output Power NTNV_802.11a_SISO_5180MHz_ANT1
ANT=1 (SISO)
ATT=30
Offset=1
RBW=1MHz
VBW=3MHz
Detector=RMS
Trace=Average
Sweep Point=1001
Sweep Time=1ms
Power: 10.25 dBm
CHP: 10.25 dBm
Trace
Level (dBm)
Frequency (MHz)
10
0
−10
−20
−30
−40
−50
−60
−70
−80
−90
5160.0
5200.0

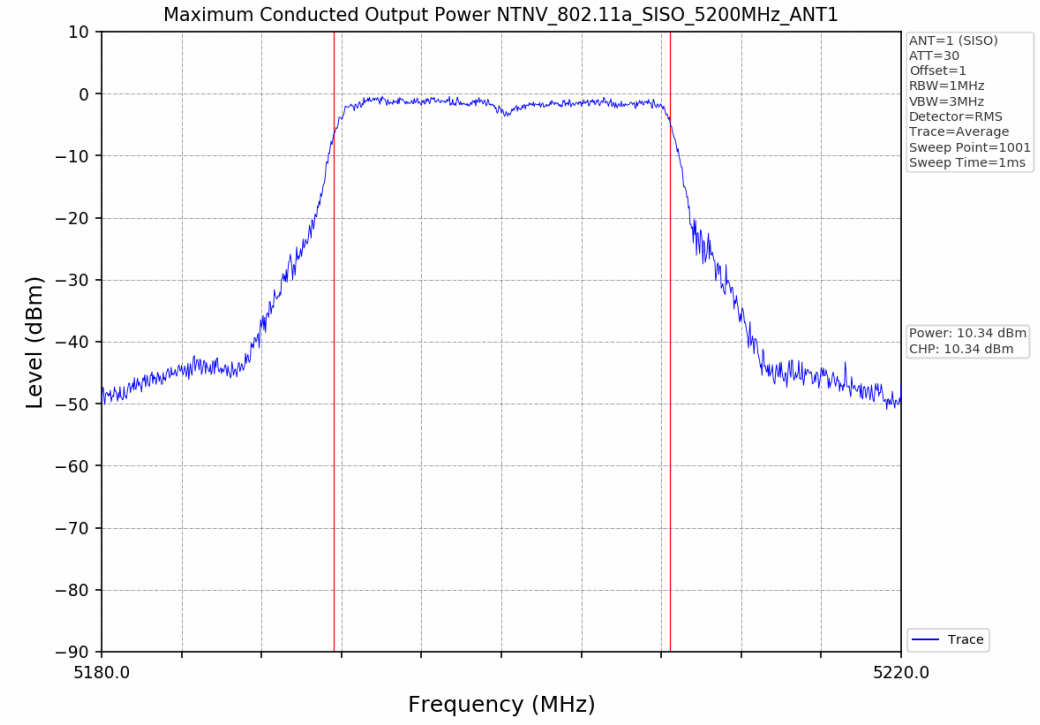
Maximum Conducted Output Power NTNV_802.11a_SISO_5200MHz_ANT1
ANT=1 (SISO)
ATT=30
Offset=1
RBW=1MHz
VBW=3MHz
Detector=RMS
Trace=Average
Sweep Point=1001
Sweep Time=1ms
Power: 10.34 dBm
CHP: 10.34 dBm
Trace
Level (dBm)
Frequency (MHz)
10
0
−10
−20
−30
−40
−50
−60
−70
−80
−90
5180.0
5220.0

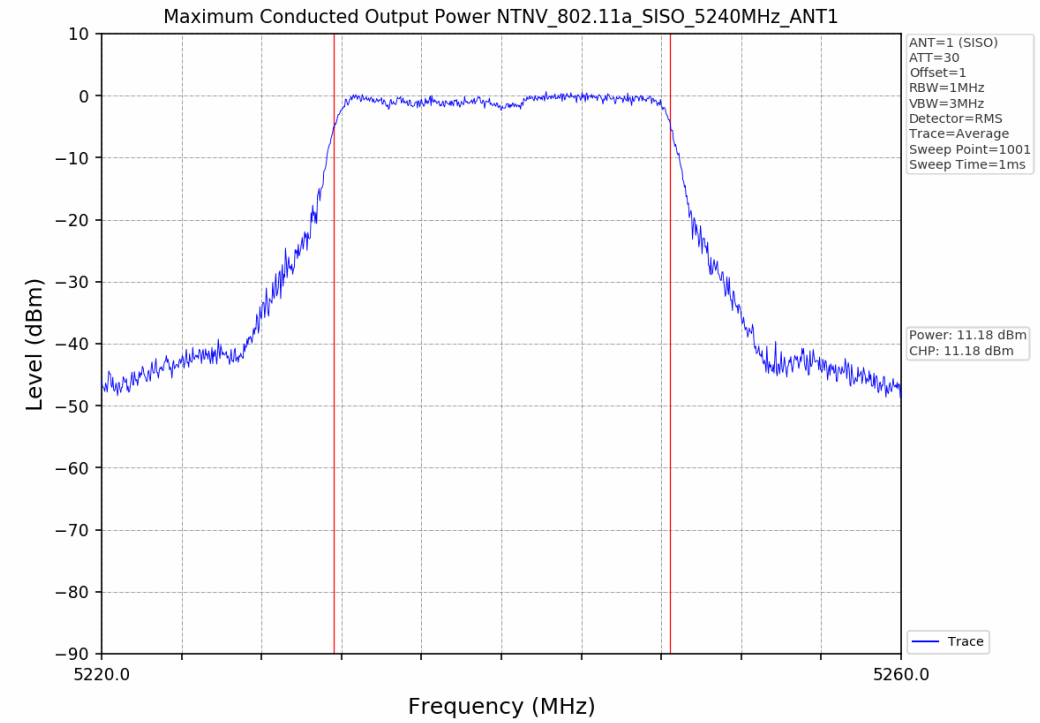
Maximum Conducted Output Power NTNV_802.11a_SISO_5240MHz_ANT1
ANT=1 (SISO)
ATT=30
Offset=1
RBW=1MHz
VBW=3MHz
Detector=RMS
Trace=Average
Sweep Point=1001
Sweep Time=1ms
Power: 11.18 dBm
CHP: 11.18 dBm
Trace
Level (dBm)
Frequency (MHz)
5220.0
5260.0

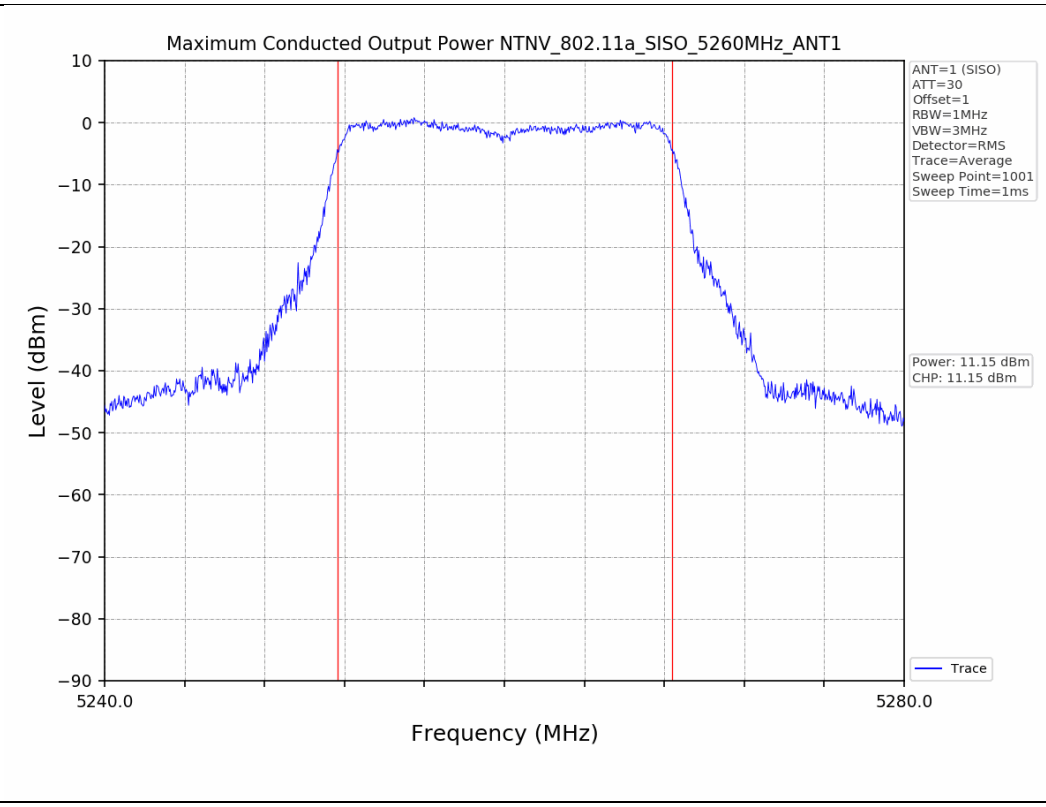
Maximum Conducted Output Power NTNV_802.11a_SISO_5260MHz_ANT1
ANT=1 (SISO)
ATT=30
Offset=1
RBW=1MHz
VBW=3MHz
Detector=RMS
Trace=Average
Sweep Point=1001
Sweep Time=1ms
Power: 11.15 dBm
CHP: 11.15 dBm
Trace
Level (dBm)
Frequency (MHz)
5240.0
5280.0

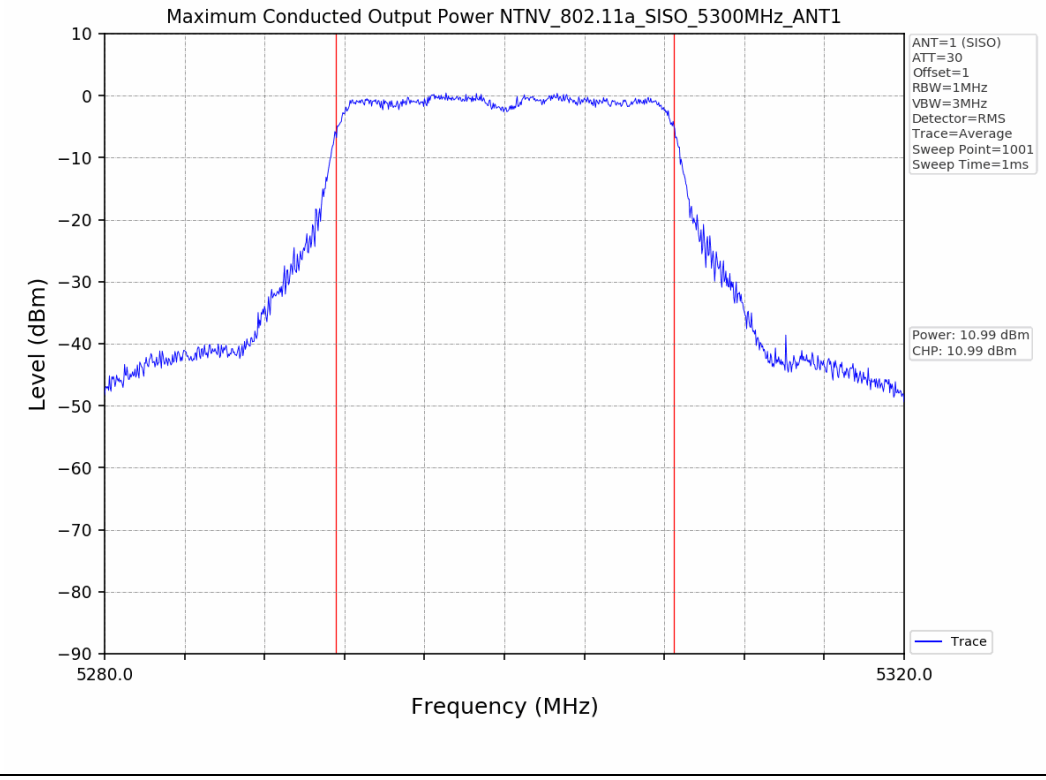
Maximum Conducted Output Power NTNV_802.11a_SISO_5300MHz_ANT1
ANT=1 (SISO)
ATT=30
Offset=1
RBW=1MHz
VBW=3MHz
Detector=RMS
Trace=Average
Sweep Point=1001
Sweep Time=1ms
Power: 10.99 dBm
CHP: 10.99 dBm
Trace
Level (dBm)
Frequency (MHz)
5280.0
5320.0

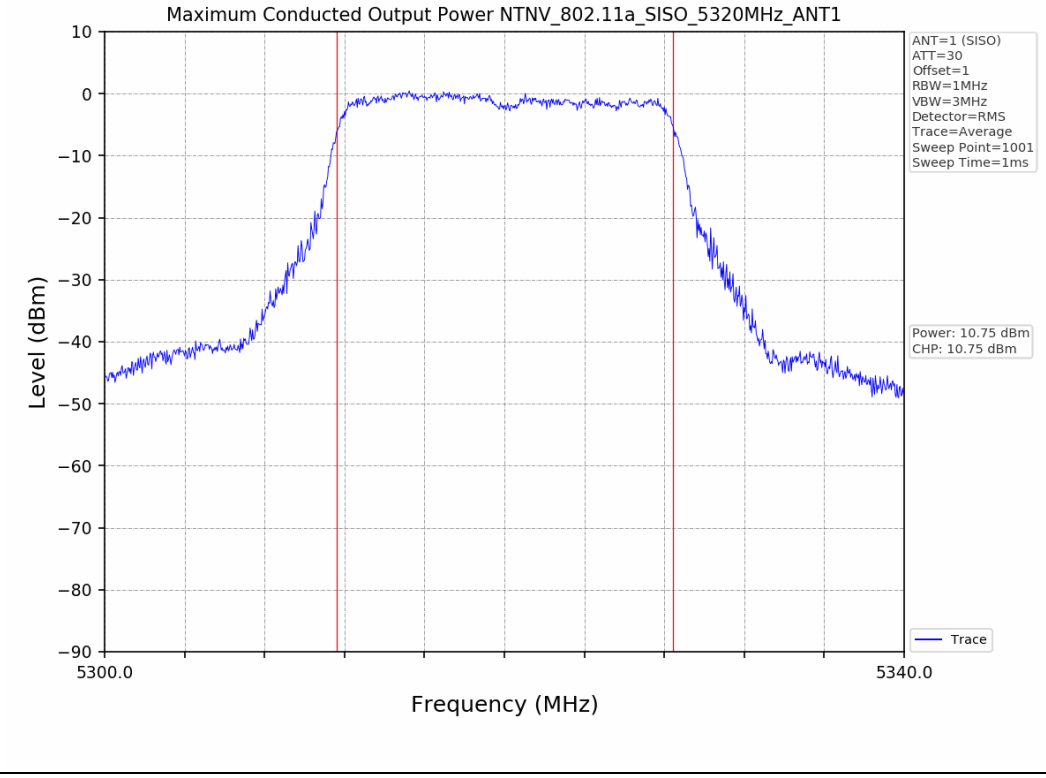
Maximum Conducted Output Power NTNV_802.11a_SISO_5320MHz_ANT1
ANT=1 (SISO)
ATT=30
Offset=1
RBW=1MHz
VBW=3MHz
Detector=RMS
Trace=Average
Sweep Point=1001
Sweep Time=1ms
Power: 10.75 dBm
CHP: 10.75 dBm
Trace
Level (dBm)
Frequency (MHz)
5300.0
5340.0

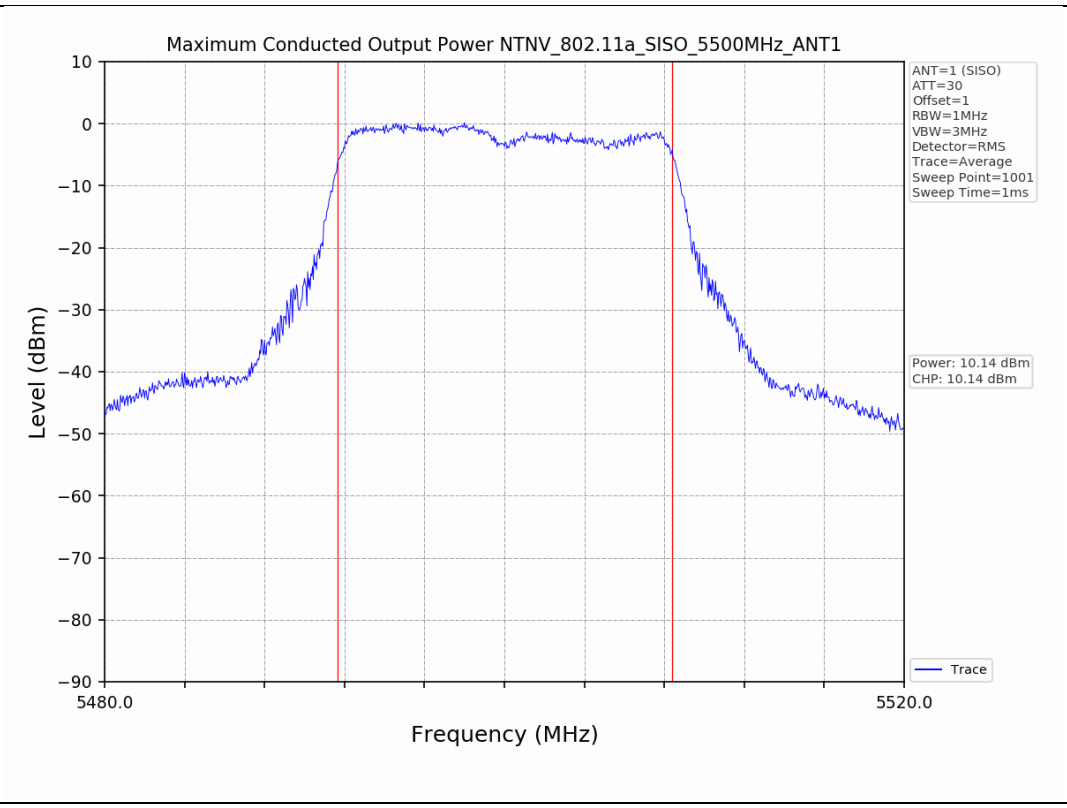
Maximum Conducted Output Power NTNV_802.11a_SISO_5500MHz_ANT1
ANT=1 (SISO)
ATT=30
Offset=1
RBW=1MHz
VBW=3MHz
Detector=RMS
Trace=Average
Sweep Point=1001
Sweep Time=1ms
Power: 10.14 dBm
CHP: 10.14 dBm
Trace
Level (dBm)
Frequency (MHz)
10
0
−10
−20
−30
−40
−50
−60
−70
−80
−90
5480.0
5520.0

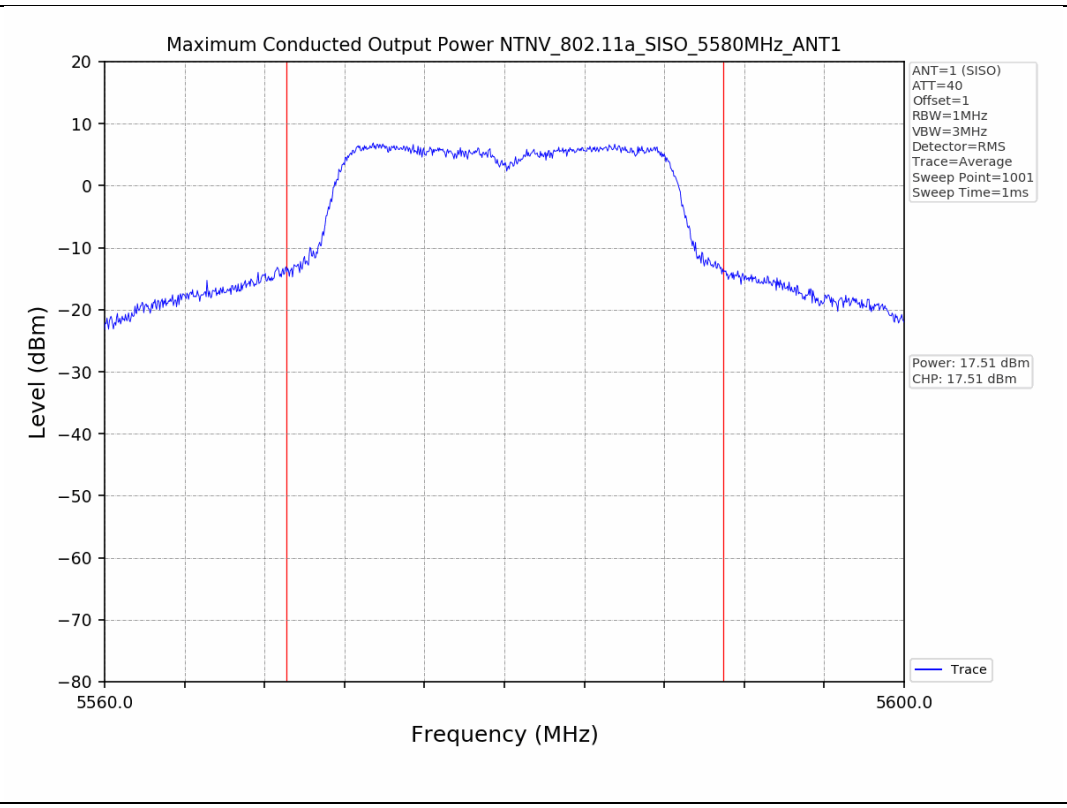
Maximum Conducted Output Power NTNV_802.11a_SISO_5580MHz_ANT1
ANT=1 (SISO)
ATT=40
Offset=1
RBW=1MHz
VBW=3MHz
Detector=RMS
Trace=Average
Sweep Point=1001
Sweep Time=1ms
Power: 17.51 dBm
CHP: 17.51 dBm
Trace
Level (dBm)
Frequency (MHz)
20
10
0
−10
−20
−30
−40
−50
−60
−70
−80
5560.0
5600.0

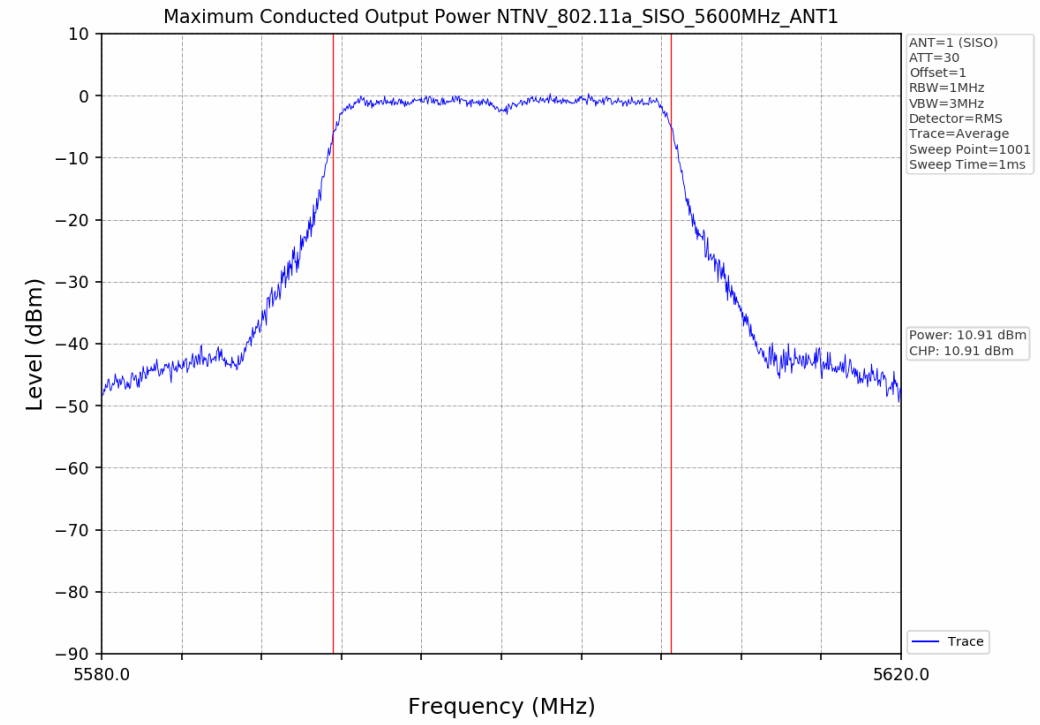
Maximum Conducted Output Power NTNV_802.11a_SISO_5600MHz_ANT1
ANT=1 (SISO)
ATT=30
Offset=1
RBW=1MHz
VBW=3MHz
Detector=RMS
Trace=Average
Sweep Point=1001
Sweep Time=1ms
Power: 10.91 dBm
CHP: 10.91 dBm
Trace
Level (dBm)
10
0
−10
−20
−30
−40
−50
−60
−70
−80
−90
5580.0
5620.0
Frequency (MHz)

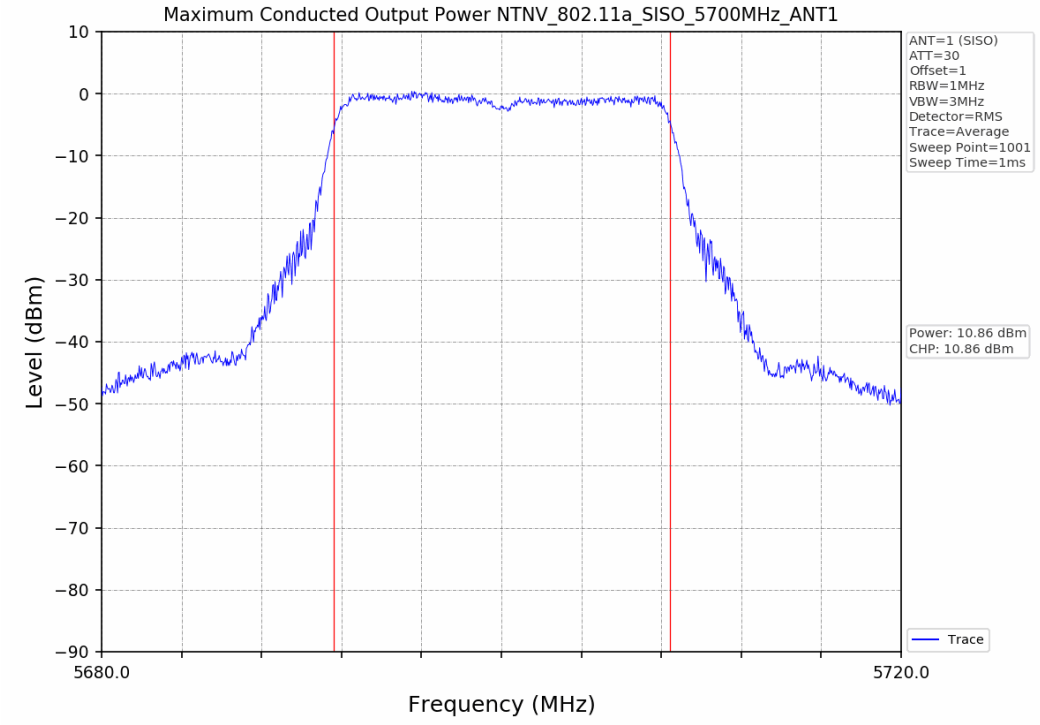
Maximum Conducted Output Power NTNV_802.11a_SISO_5700MHz_ANT1
ANT=1 (SISO)
ATT=30
Offset=1
RBW=1MHz
VBW=3MHz
Detector=RMS
Trace=Average
Sweep Point=1001
Sweep Time=1ms
Power: 10.86 dBm
CHP: 10.86 dBm
Trace
Level (dBm)
10
0
−10
−20
−30
−40
−50
−60
−70
−80
−90
5680.0
5720.0
Frequency (MHz)

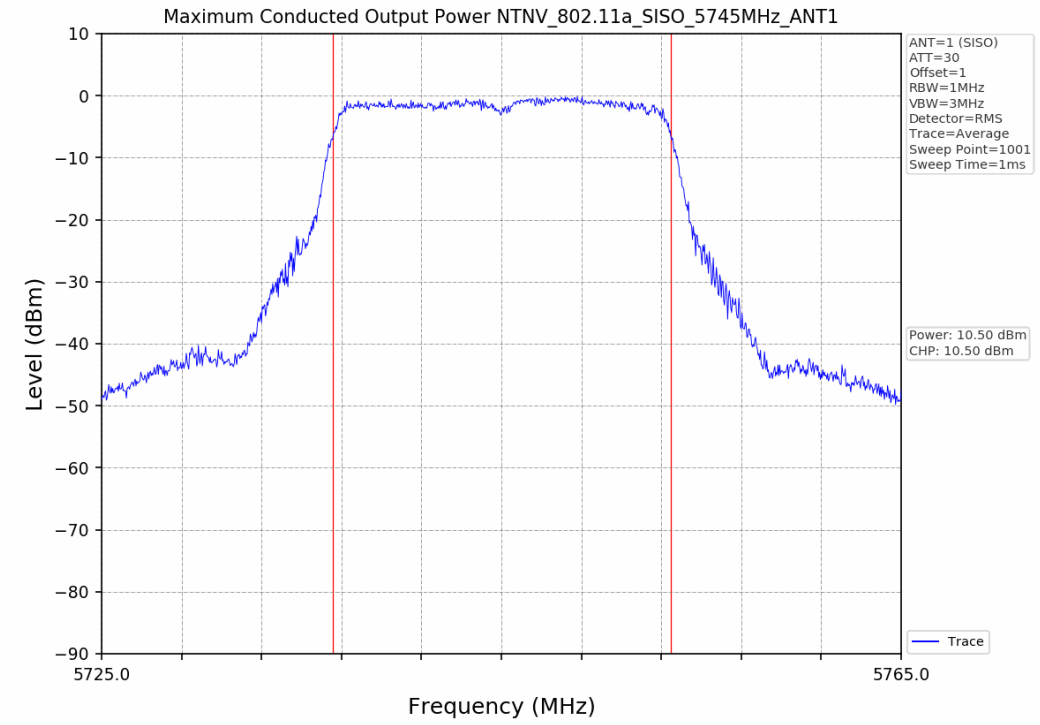
Maximum Conducted Output Power NTNV_802.11a_SISO_5745MHz_ANT1
ANT=1 (SISO)
ATT=30
Offset=1
RBW=1MHz
VBW=3MHz
Detector=RMS
Trace=Average
Sweep Point=1001
Sweep Time=1ms
Power: 10.50 dBm
CHP: 10.50 dBm
Trace
Level (dBm)
10
0
−10
−20
−30
−40
−50
−60
−70
−80
−90
5725.0
5765.0
Frequency (MHz)

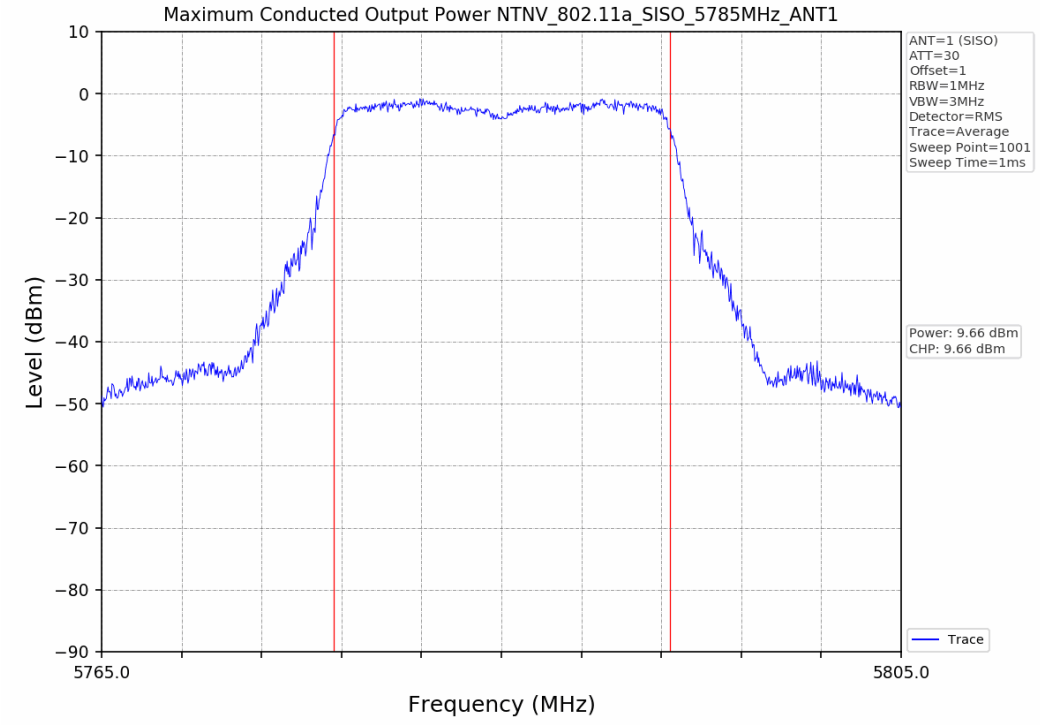
Maximum Conducted Output Power NTNV_802.11a_SISO_5785MHz_ANT1
ANT=1 (SISO)
ATT=30
Offset=1
RBW=1MHz
VBW=3MHz
Detector=RMS
Trace=Average
Sweep Point=1001
Sweep Time=1ms
Power: 9.66 dBm
CHP: 9.66 dBm
Trace
Level (dBm)
10
0
−10
−20
−30
−40
−50
−60
−70
−80
−90
5765.0
5805.0
Frequency (MHz)

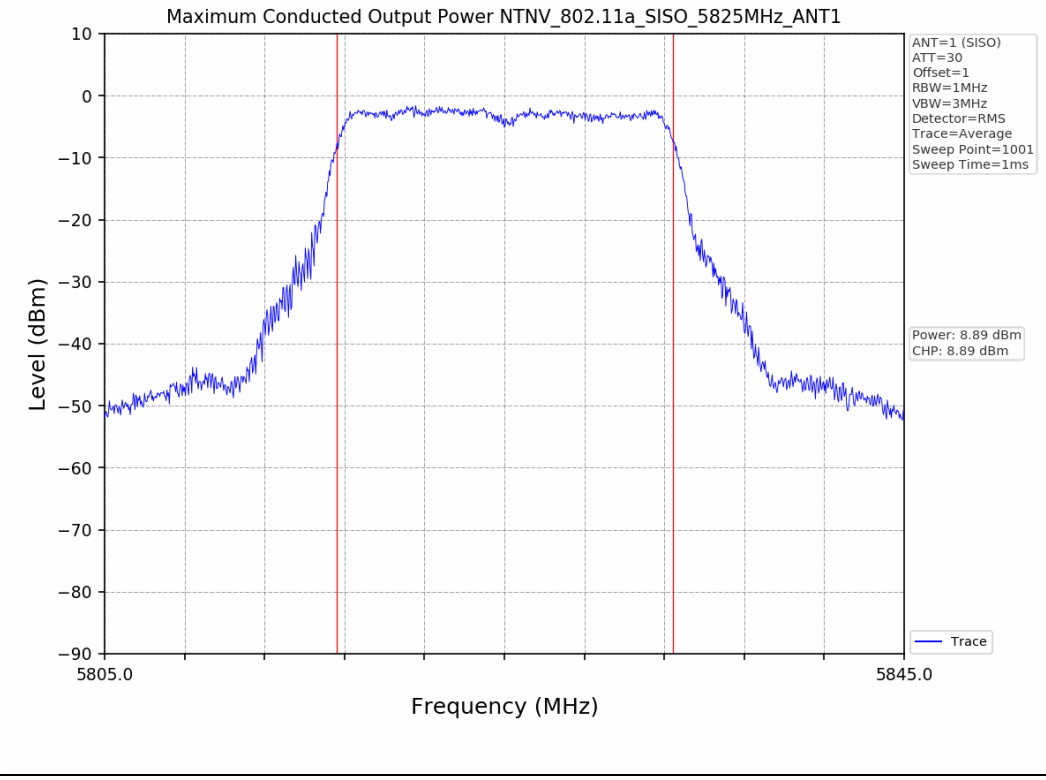
Maximum Conducted Output Power NTNV_802.11a_SISO_5825MHz_ANT1
ANT=1 (SISO)
ATT=30
Offset=1
RBW=1MHz
VBW=3MHz
Detector=RMS
Trace=Average
Sweep Point=1001
Sweep Time=1ms
Power: 8.89 dBm
CHP: 8.89 dBm
Trace
Level (dBm)
Frequency (MHz)
5805.0
5845.0

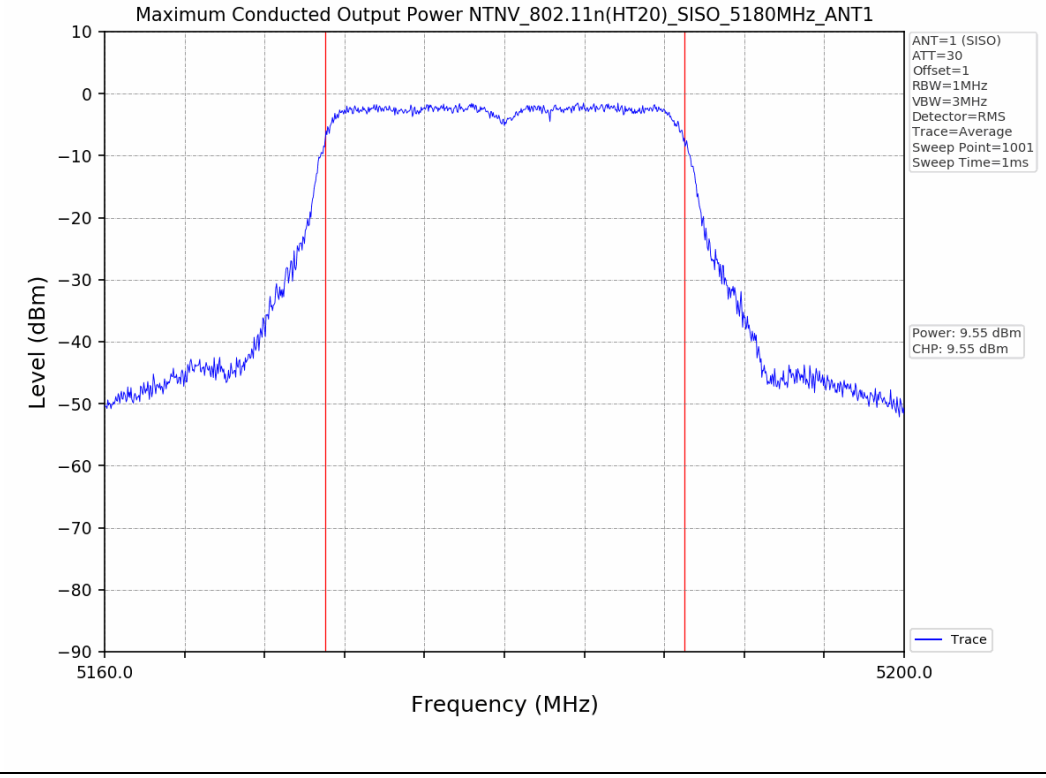
Maximum Conducted Output Power NTNV_802.11n(HT20)_SISO_5180MHz_ANT1
ANT=1 (SISO)
ATT=30
Offset=1
RBW=1MHz
VBW=3MHz
Detector=RMS
Trace=Average
Sweep Point=1001
Sweep Time=1ms
Power: 9.55 dBm
CHP: 9.55 dBm
Trace
Level (dBm)
Frequency (MHz)
5160.0
5200.0

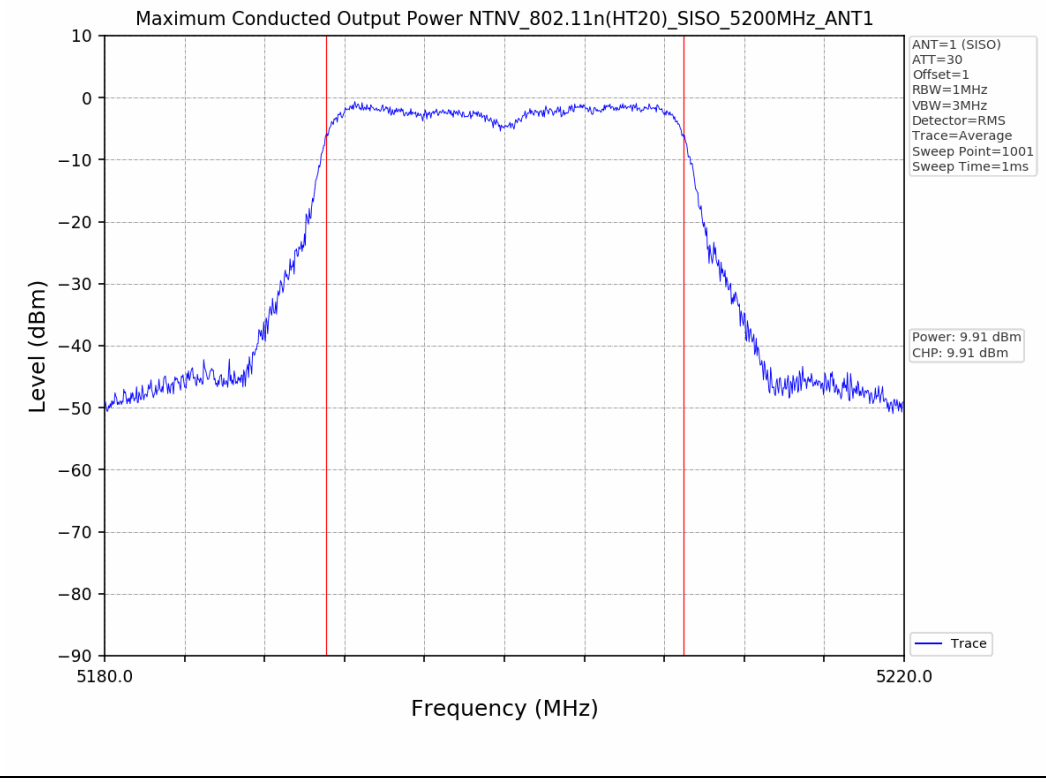
Maximum Conducted Output Power NTNV_802.11n(HT20)_SISO_5200MHz_ANT1
ANT=1 (SISO)
ATT=30
Offset=1
RBW=1MHz
VBW=3MHz
Detector=RMS
Trace=Average
Sweep Point=1001
Sweep Time=1ms
Power: 9.91 dBm
CHP: 9.91 dBm
Trace
Level (dBm)
Frequency (MHz)
5180.0
5220.0

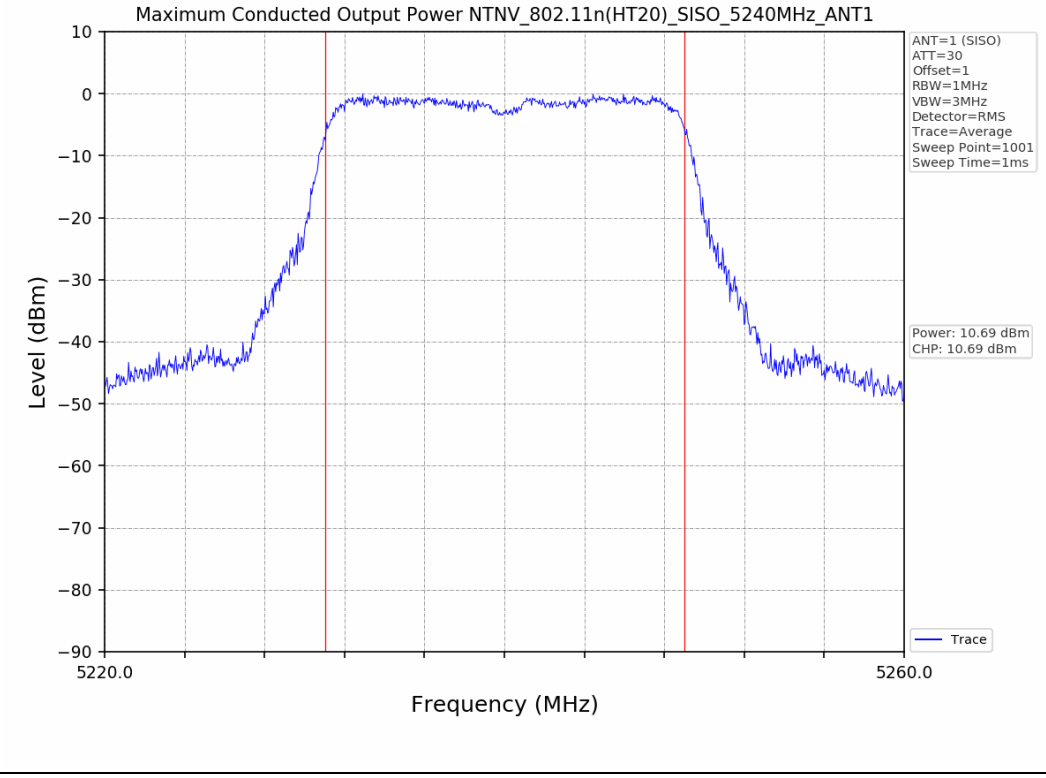
Maximum Conducted Output Power NTNV_802.11n(HT20)_SISO_5240MHz_ANT1
ANT=1 (SISO)
ATT=30
Offset=1
RBW=1MHz
VBW=3MHz
Detector=RMS
Trace=Average
Sweep Point=1001
Sweep Time=1ms
Power: 10.69 dBm
CHP: 10.69 dBm
Trace
Level (dBm)
Frequency (MHz)
5220.0
5260.0

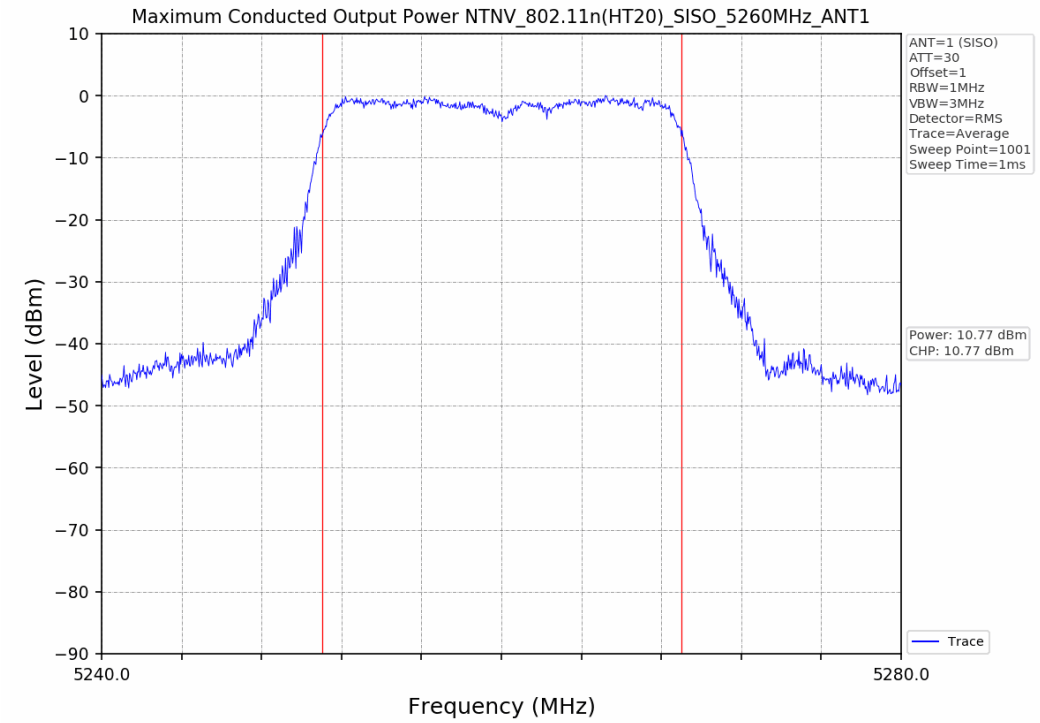
Maximum Conducted Output Power NTNV_802.11n(HT20)_SISO_5260MHz_ANT1
ANT=1 (SISO)
ATT=30
Offset=1
RBW=1MHz
VBW=3MHz
Detector=RMS
Trace=Average
Sweep Point=1001
Sweep Time=1ms
Power: 10.77 dBm
CHP: 10.77 dBm
Trace
Level (dBm)
10
0
−10
−20
−30
−40
−50
−60
−70
−80
−90
5240.0
5280.0
Frequency (MHz)

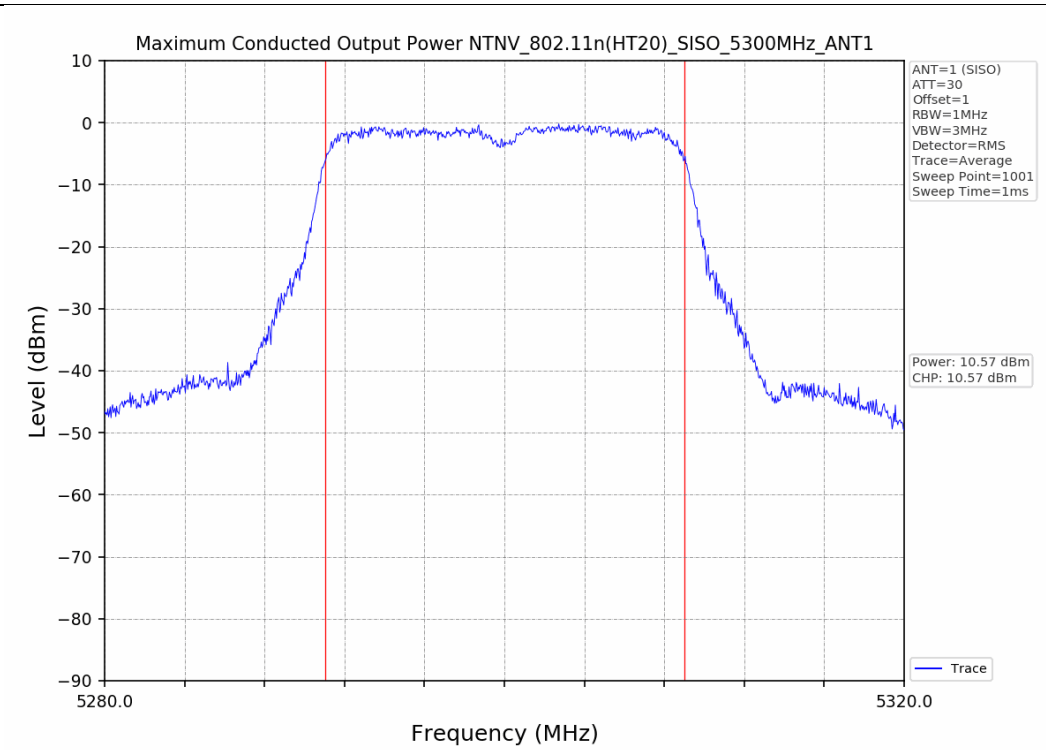
Maximum Conducted Output Power NTNV_802.11n(HT20)_SISO_5300MHz_ANT1
ANT=1 (SISO)
ATT=30
Offset=1
RBW=1MHz
VBW=3MHz
Detector=RMS
Trace=Average
Sweep Point=1001
Sweep Time=1ms
Power: 10.57 dBm
CHP: 10.57 dBm
Trace
Level (dBm)
10
0
−10
−20
−30
−40
−50
−60
−70
−80
−90
5280.0
5320.0
Frequency (MHz)

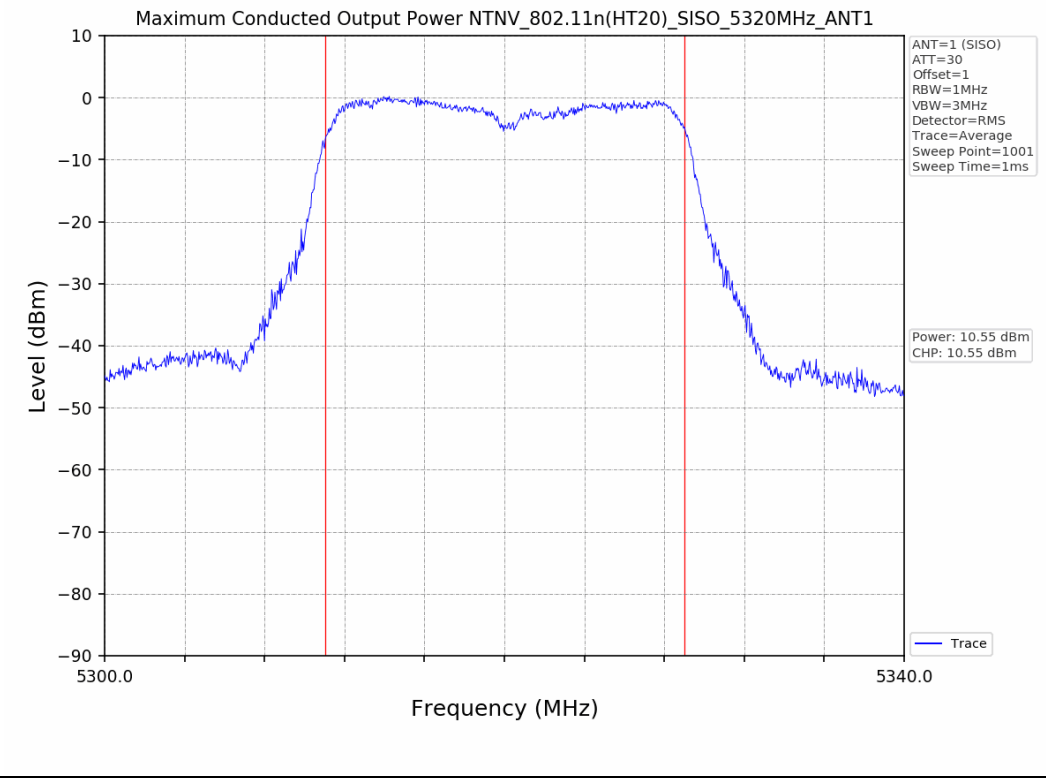
Maximum Conducted Output Power NTNV_802.11n(HT20)_SISO_5320MHz_ANT1
ANT=1 (SISO)
ATT=30
Offset=1
RBW=1MHz
VBW=3MHz
Detector=RMS
Trace=Average
Sweep Point=1001
Sweep Time=1ms
Power: 10.55 dBm
CHP: 10.55 dBm
Trace
Level (dBm)
Frequency (MHz)
5300.0
5340.0

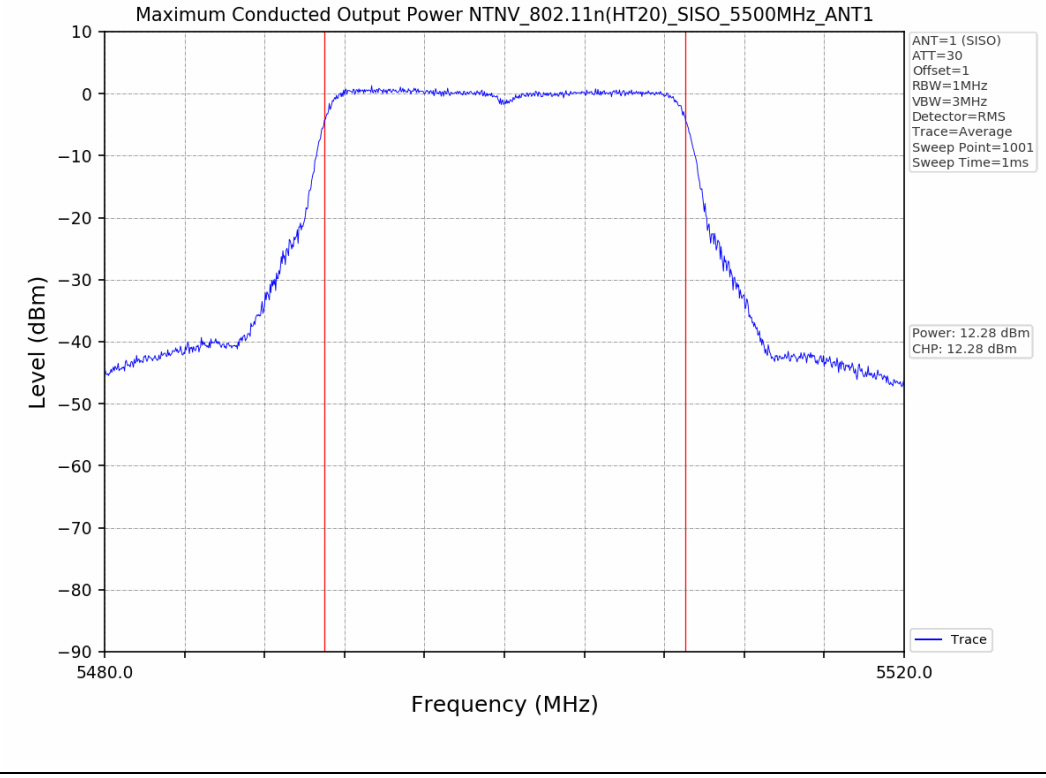
Maximum Conducted Output Power NTNV_802.11n(HT20)_SISO_5500MHz_ANT1
ANT=1 (SISO)
ATT=30
Offset=1
RBW=1MHz
VBW=3MHz
Detector=RMS
Trace=Average
Sweep Point=1001
Sweep Time=1ms
Power: 12.28 dBm
CHP: 12.28 dBm
Trace
Level (dBm)
Frequency (MHz)
5480.0
5520.0

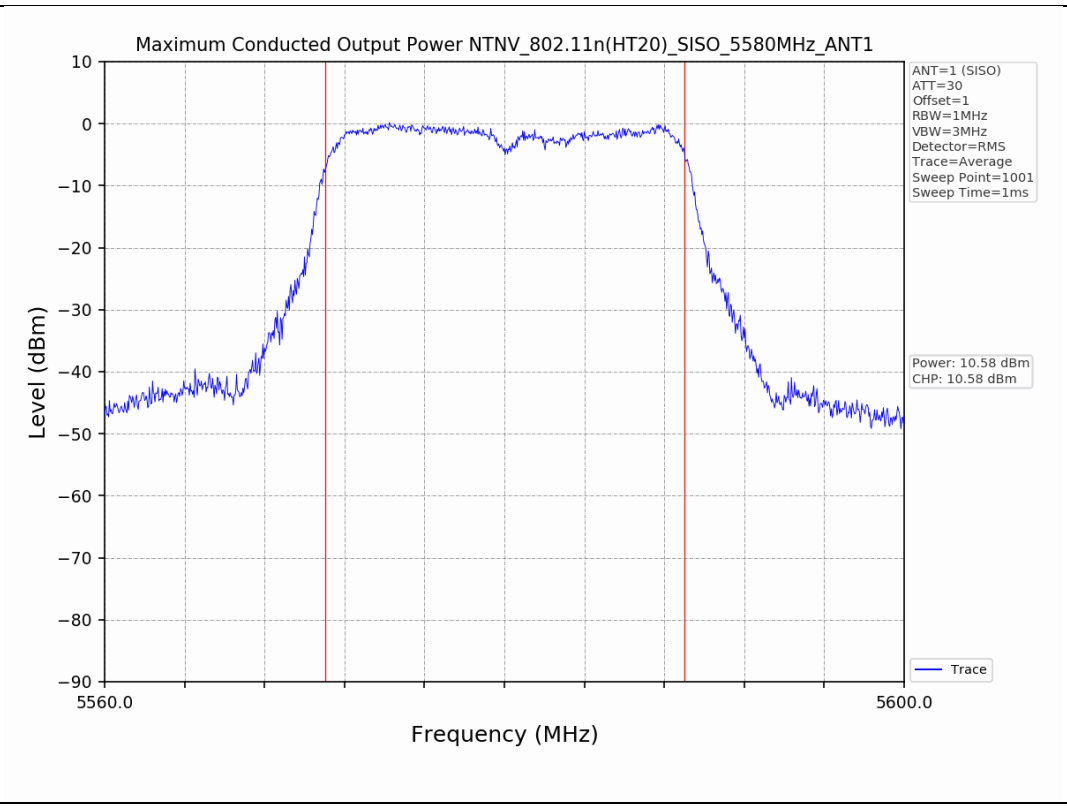
Maximum Conducted Output Power NTNV_802.11n(HT20)_SISO_5580MHz_ANT1
ANT=1 (SISO)
ATT=30
Offset=1
RBW=1MHz
VBW=3MHz
Detector=RMS
Trace=Average
Sweep Point=1001
Sweep Time=1ms
Power: 10.58 dBm
CHP: 10.58 dBm
Trace
Level (dBm)
Frequency (MHz)
10
0
−10
−20
−30
−40
−50
−60
−70
−80
−90
5560.0
5600.0

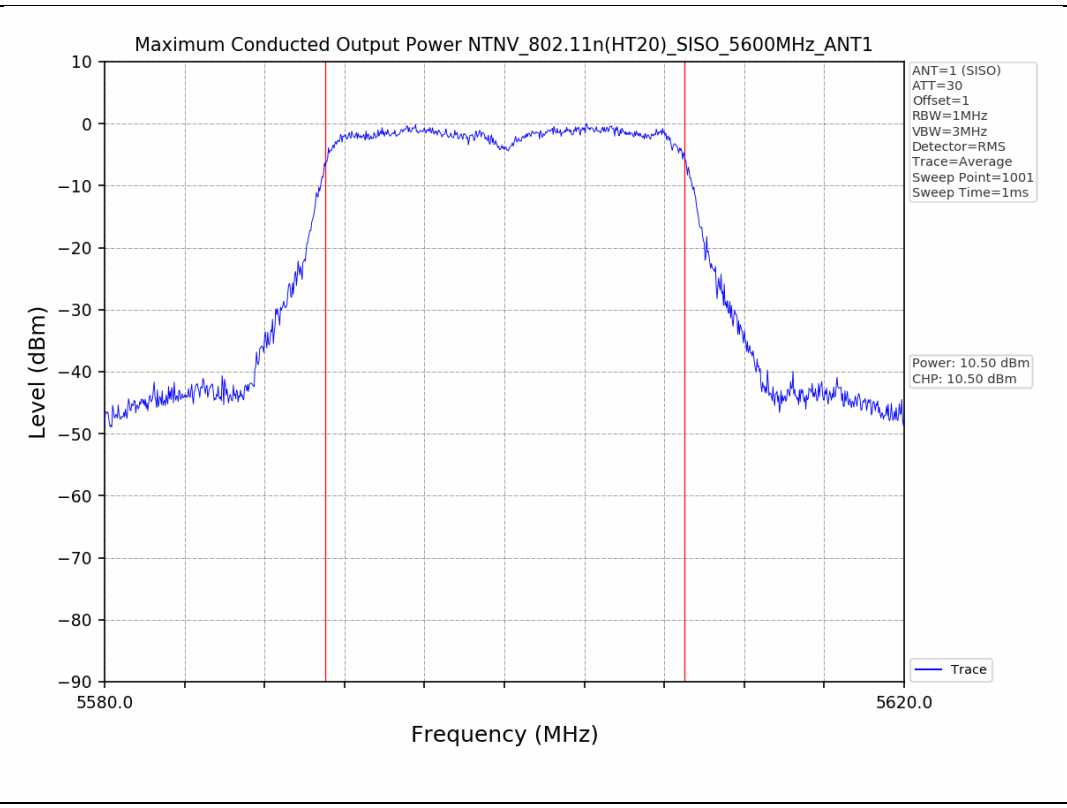
Maximum Conducted Output Power NTNV_802.11n(HT20)_SISO_5600MHz_ANT1
ANT=1 (SISO)
ATT=30
Offset=1
RBW=1MHz
VBW=3MHz
Detector=RMS
Trace=Average
Sweep Point=1001
Sweep Time=1ms
Power: 10.50 dBm
CHP: 10.50 dBm
Trace
Level (dBm)
Frequency (MHz)
10
0
−10
−20
−30
−40
−50
−60
−70
−80
−90
5580.0
5620.0

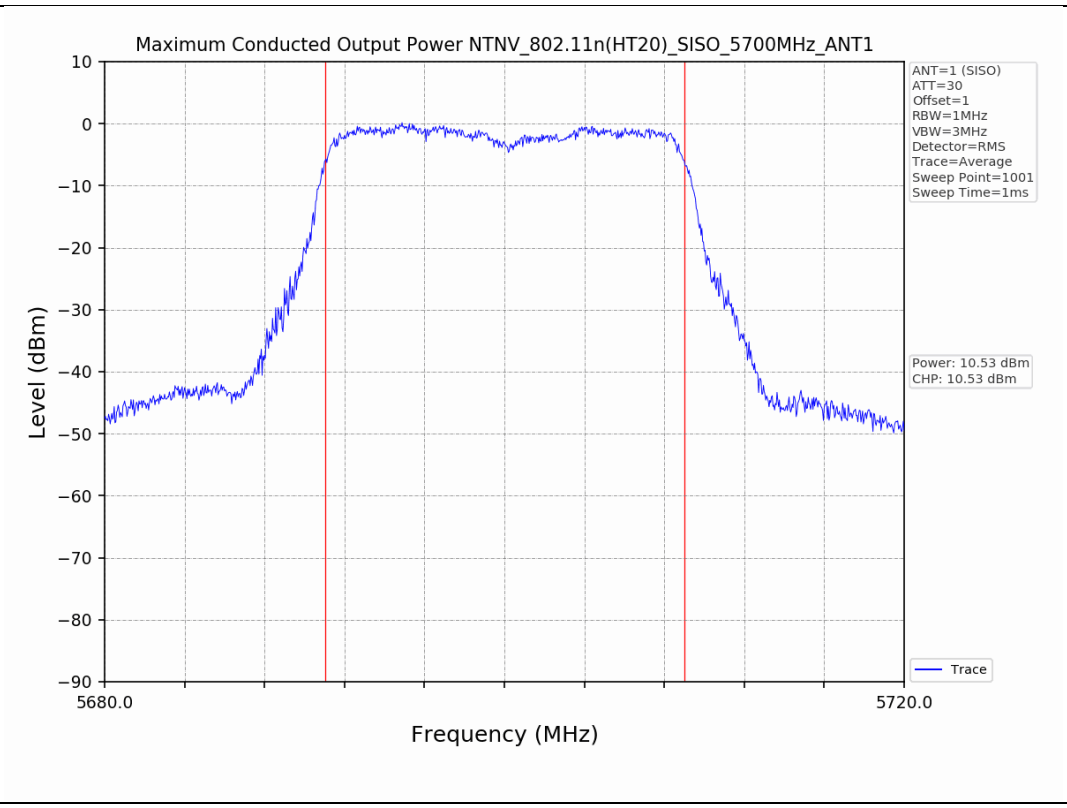
Maximum Conducted Output Power NTNV_802.11n(HT20)_SISO_5700MHz_ANT1
ANT=1 (SISO)
ATT=30
Offset=1
RBW=1MHz
VBW=3MHz
Detector=RMS
Trace=Average
Sweep Point=1001
Sweep Time=1ms
Power: 10.53 dBm
CHP: 10.53 dBm
Trace
Level (dBm)
Frequency (MHz)
5680.0
5720.0

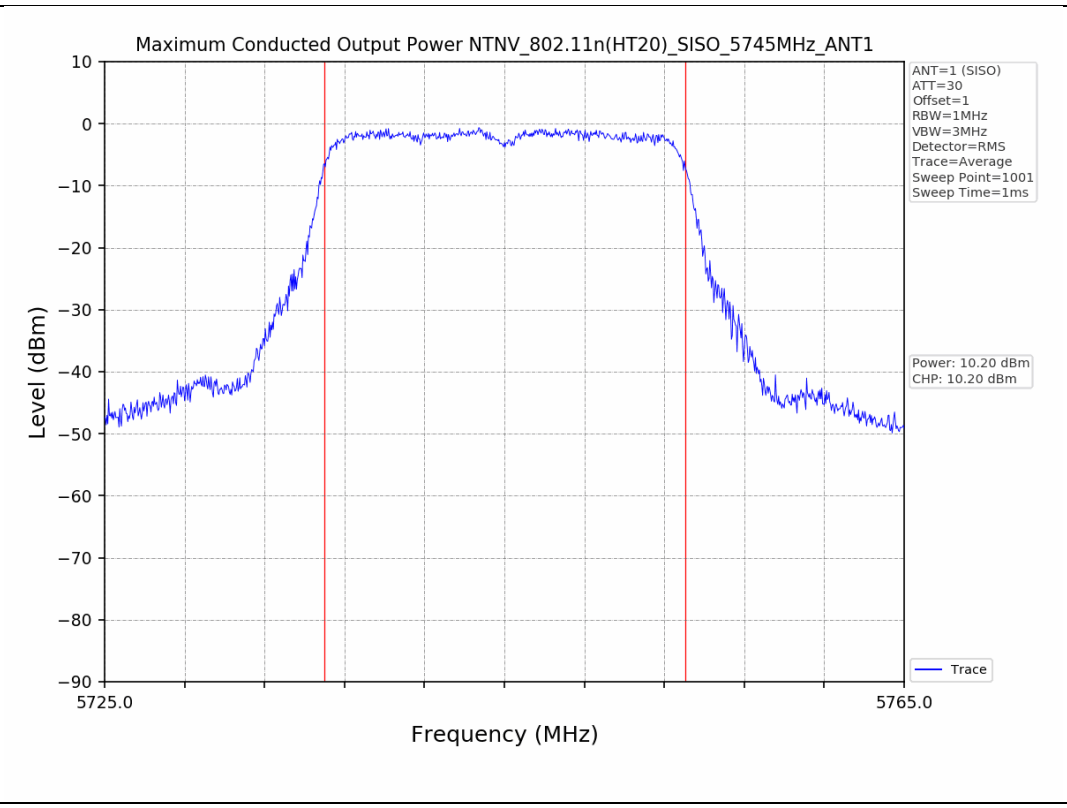
Maximum Conducted Output Power NTNV_802.11n(HT20)_SISO_5745MHz_ANT1
ANT=1 (SISO)
ATT=30
Offset=1
RBW=1MHz
VBW=3MHz
Detector=RMS
Trace=Average
Sweep Point=1001
Sweep Time=1ms
Power: 10.20 dBm
CHP: 10.20 dBm
Trace
Level (dBm)
Frequency (MHz)
5725.0
5765.0

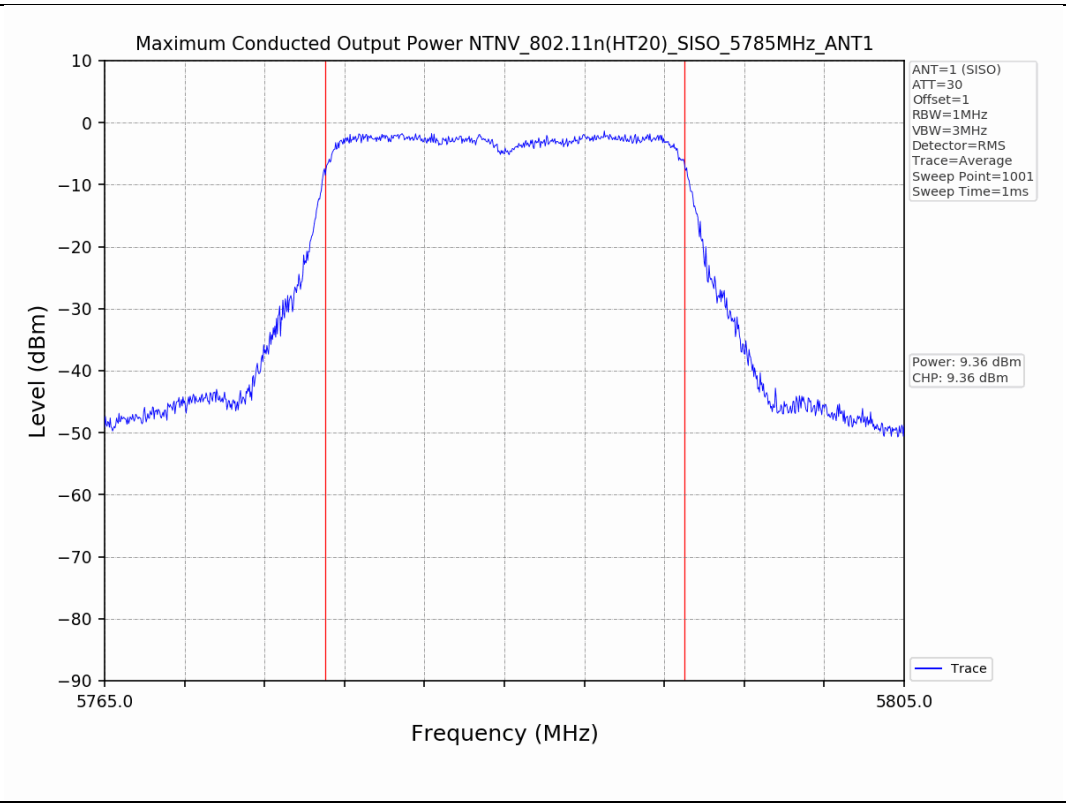
Maximum Conducted Output Power NTNV_802.11n(HT20)_SISO_5785MHz_ANT1
ANT=1 (SISO)
ATT=30
Offset=1
RBW=1MHz
VBW=3MHz
Detector=RMS
Trace=Average
Sweep Point=1001
Sweep Time=1ms
Power: 9.36 dBm
CHP: 9.36 dBm
Trace
Level (dBm)
10
0
−10
−20
−30
−40
−50
−60
−70
−80
−90
5765.0
5805.0
Frequency (MHz)

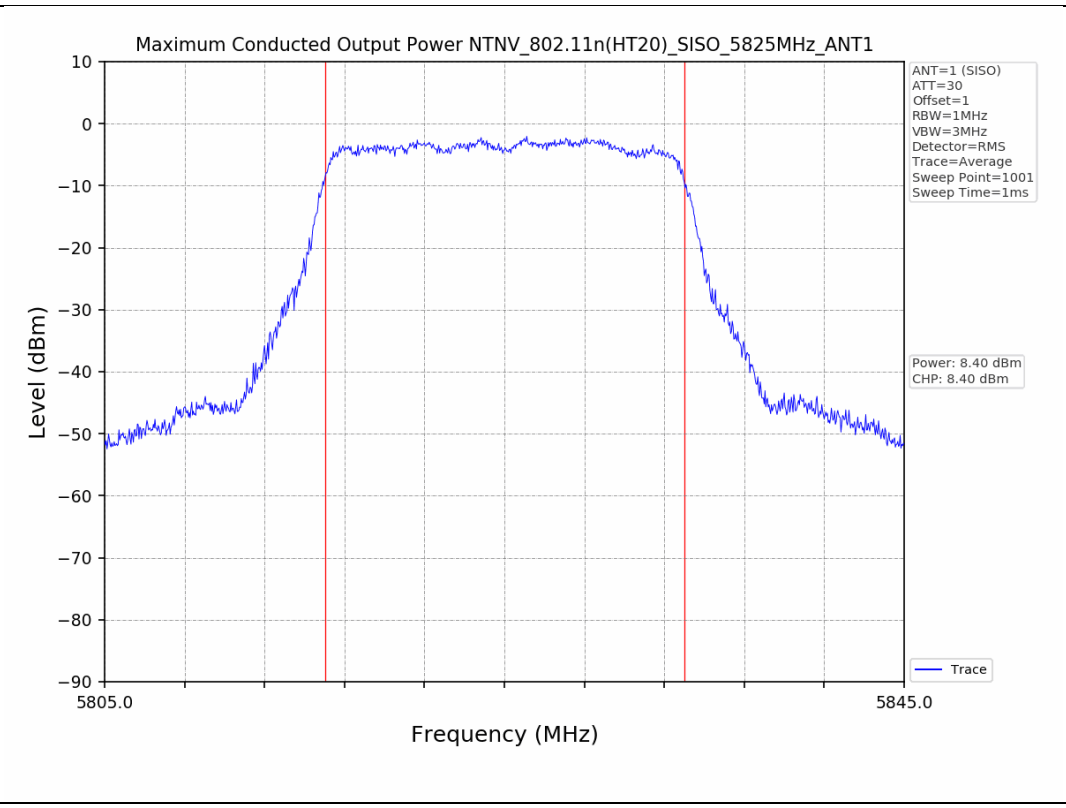
Maximum Conducted Output Power NTNV_802.11n(HT20)_SISO_5825MHz_ANT1
ANT=1 (SISO)
ATT=30
Offset=1
RBW=1MHz
VBW=3MHz
Detector=RMS
Trace=Average
Sweep Point=1001
Sweep Time=1ms
Power: 8.40 dBm
CHP: 8.40 dBm
Trace
Level (dBm)
10
0
−10
−20
−30
−40
−50
−60
−70
−80
−90
5805.0
5845.0
Frequency (MHz)

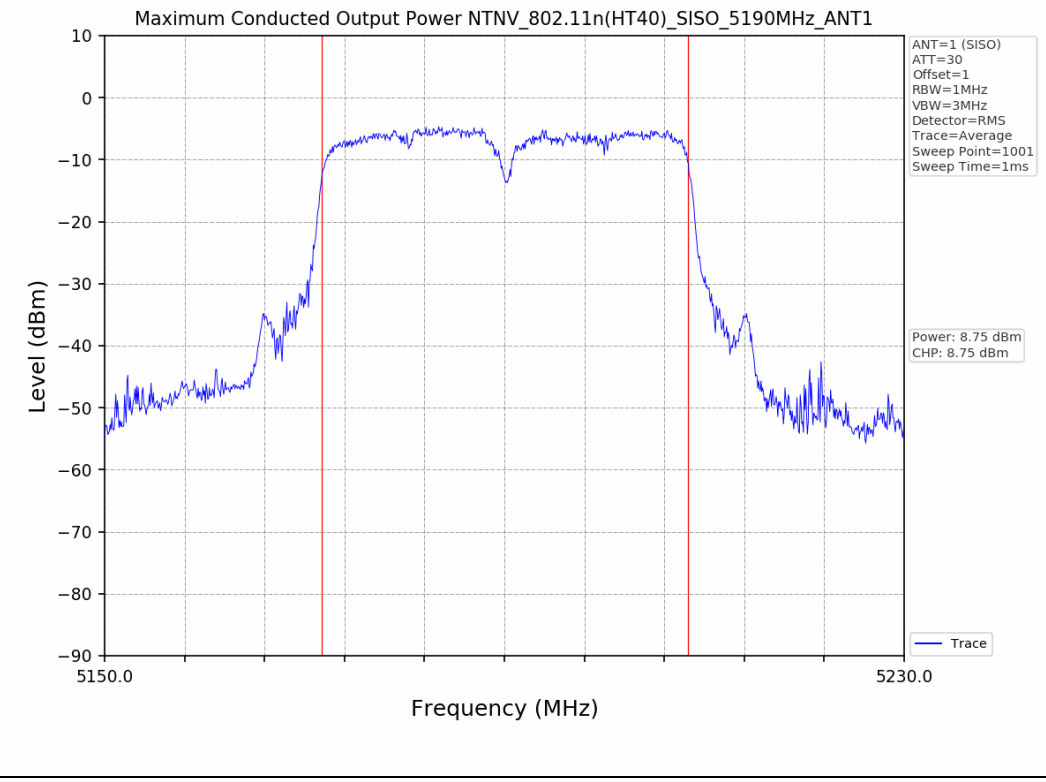
Maximum Conducted Output Power NTNV_802.11n(HT40)_SISO_5190MHz_ANT1
ANT=1 (SISO)
ATT=30
Offset=1
RBW=1MHz
VBW=3MHz
Detector=RMS
Trace=Average
Sweep Point=1001
Sweep Time=1ms
Power: 8.75 dBm
CHP: 8.75 dBm
Trace
Level (dBm)
Frequency (MHz)
5150.0
5230.0

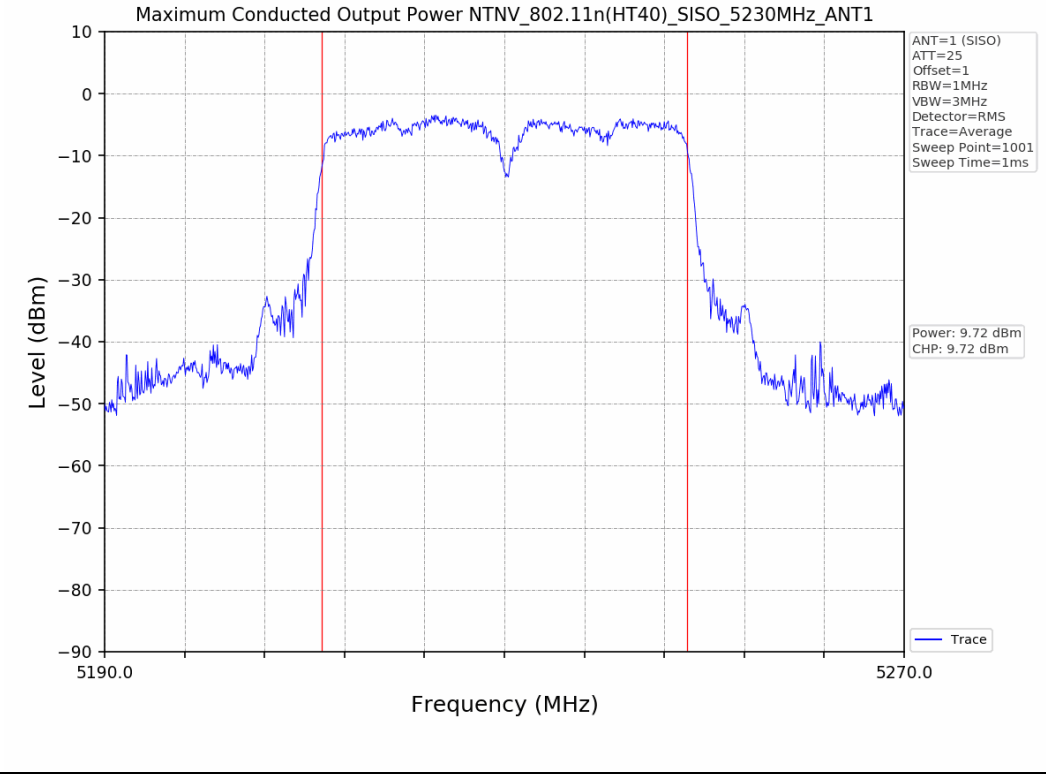
Maximum Conducted Output Power NTNV_802.11n(HT40)_SISO_5230MHz_ANT1
ANT=1 (SISO)
ATT=25
Offset=1
RBW=1MHz
VBW=3MHz
Detector=RMS
Trace=Average
Sweep Point=1001
Sweep Time=1ms
Power: 9.72 dBm
CHP: 9.72 dBm
Trace
Level (dBm)
Frequency (MHz)
5190.0
5270.0

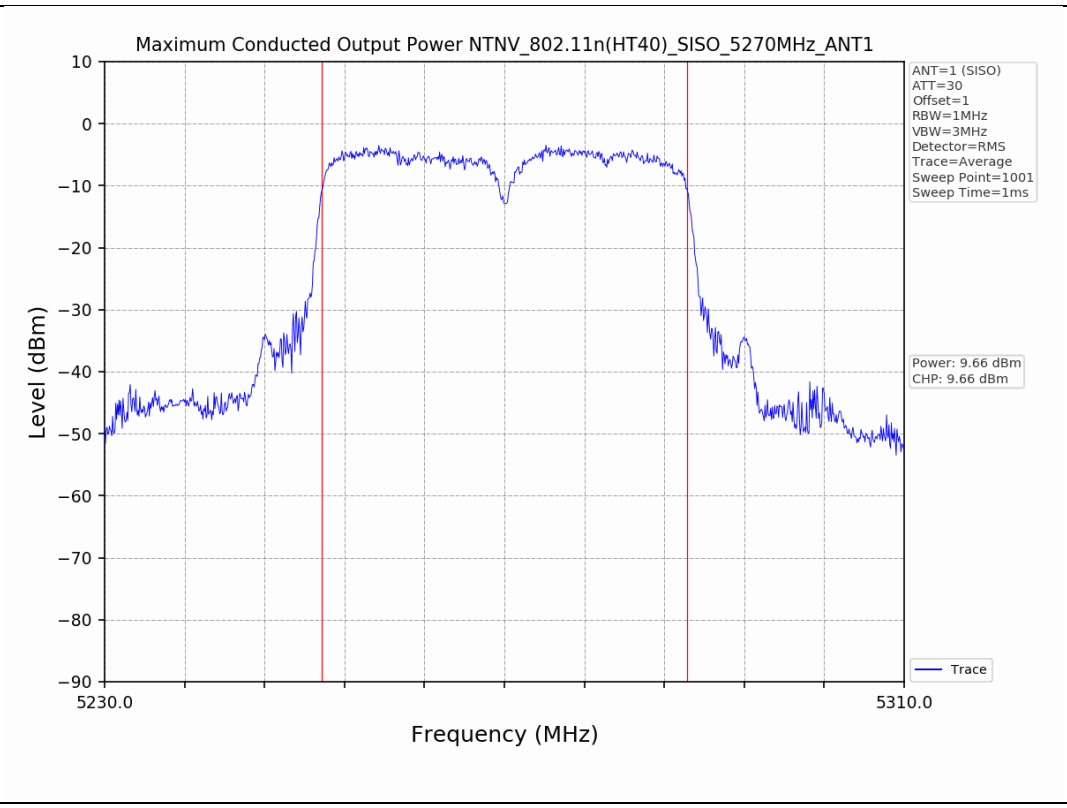
Maximum Conducted Output Power NTNV_802.11n(HT40)_SISO_5270MHz_ANT1
ANT=1 (SISO)
ATT=30
Offset=1
RBW=1MHz
VBW=3MHz
Detector=RMS
Trace=Average
Sweep Point=1001
Sweep Time=1ms
Power: 9.66 dBm
CHP: 9.66 dBm
Trace
Level (dBm)
10
0
−10
−20
−30
−40
−50
−60
−70
−80
−90
5230.0
5310.0
Frequency (MHz)

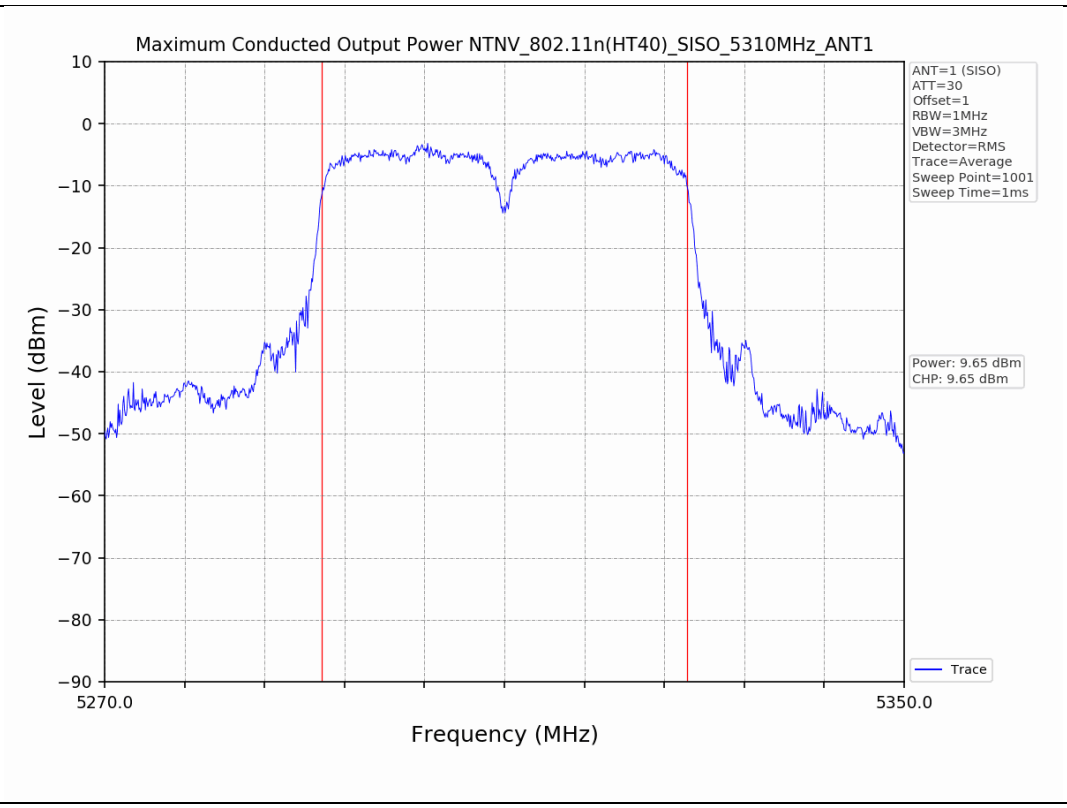
Maximum Conducted Output Power NTNV_802.11n(HT40)_SISO_5310MHz_ANT1
ANT=1 (SISO)
ATT=30
Offset=1
RBW=1MHz
VBW=3MHz
Detector=RMS
Trace=Average
Sweep Point=1001
Sweep Time=1ms
Power: 9.65 dBm
CHP: 9.65 dBm
Trace
Level (dBm)
10
0
−10
−20
−30
−40
−50
−60
−70
−80
−90
5270.0
5350.0
Frequency (MHz)

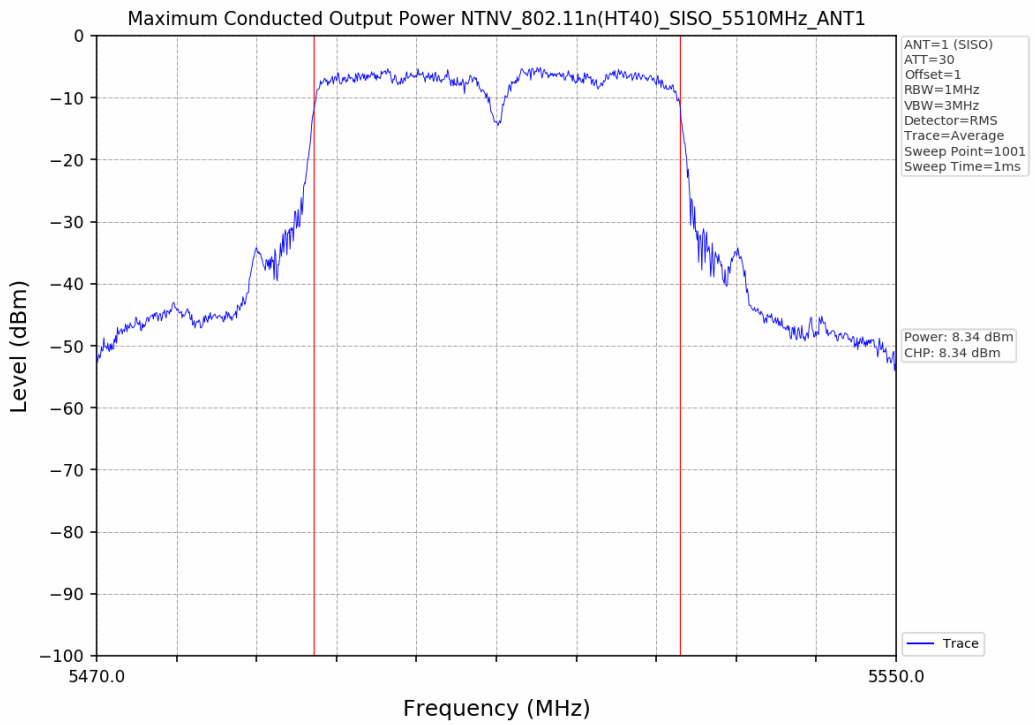
Maximum Conducted Output Power NTNV_802.11n(HT40)_SISO_5510MHz_ANT1
ANT=1 (SISO)
ATT=30
Offset=1
RBW=1MHz
VBW=3MHz
Detector=RMS
Trace=Average
Sweep Point=1001
Sweep Time=1ms
Power: 8.34 dBm
CHP: 8.34 dBm
Trace
Level (dBm)
0
−10
−20
−30
−40
−50
−60
−70
−80
−90
−100
5470.0
5550.0
Frequency (MHz)

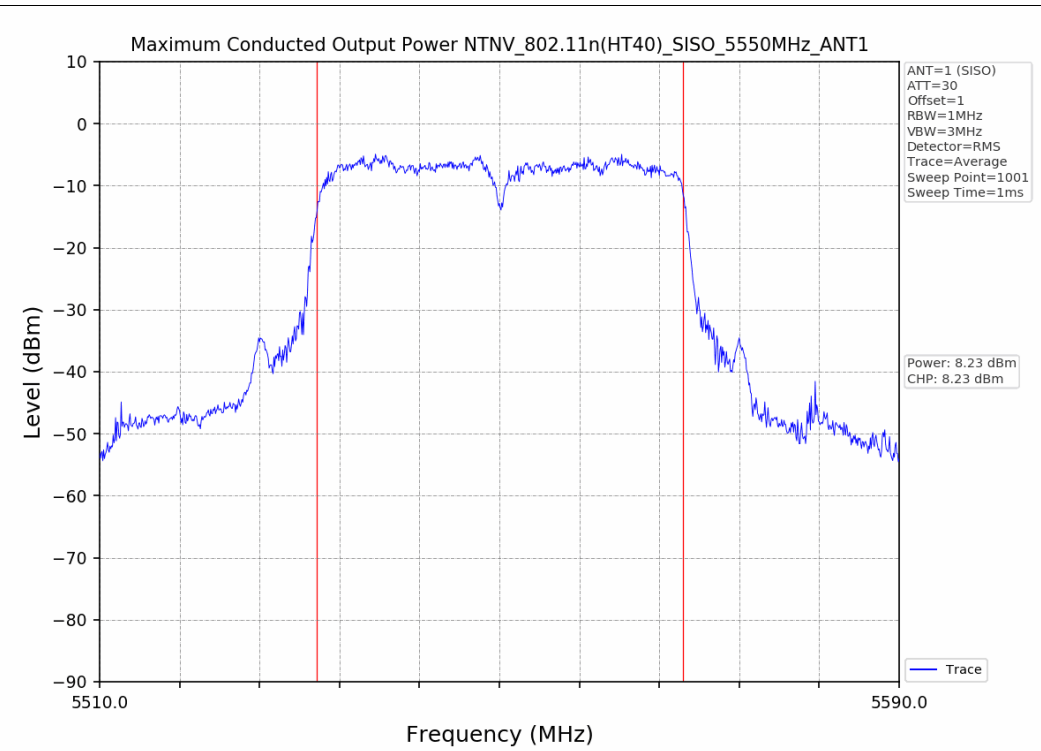
Maximum Conducted Output Power NTNV_802.11n(HT40)_SISO_5550MHz_ANT1
ANT=1 (SISO)
ATT=30
Offset=1
RBW=1MHz
VBW=3MHz
Detector=RMS
Trace=Average
Sweep Point=1001
Sweep Time=1ms
Power: 8.23 dBm
CHP: 8.23 dBm
Trace
Level (dBm)
10
0
−10
−20
−30
−40
−50
−60
−70
−80
−90
5510.0
5590.0
Frequency (MHz)

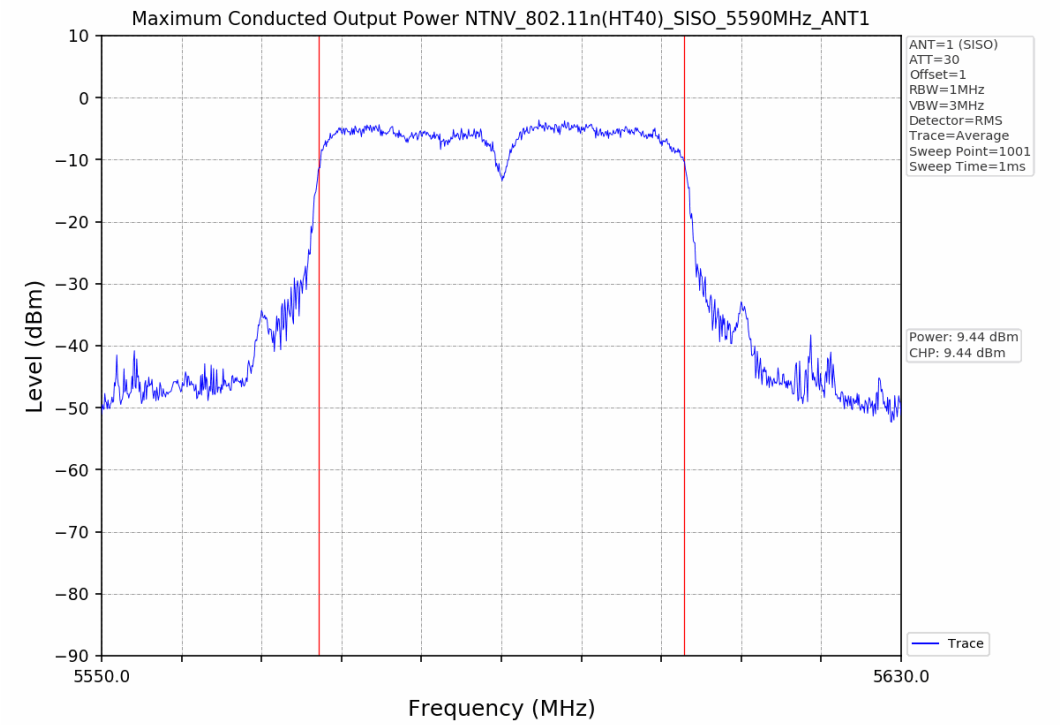
Maximum Conducted Output Power NTNV_802.11n(HT40)_SISO_5590MHz_ANT1
ANT=1 (SISO)
ATT=30
Offset=1
RBW=1MHz
VBW=3MHz
Detector=RMS
Trace=Average
Sweep Point=1001
Sweep Time=1ms
Power: 9.44 dBm
CHP: 9.44 dBm
Trace
Level (dBm)
10
0
−10
−20
−30
−40
−50
−60
−70
−80
−90
5550.0
5630.0
Frequency (MHz)

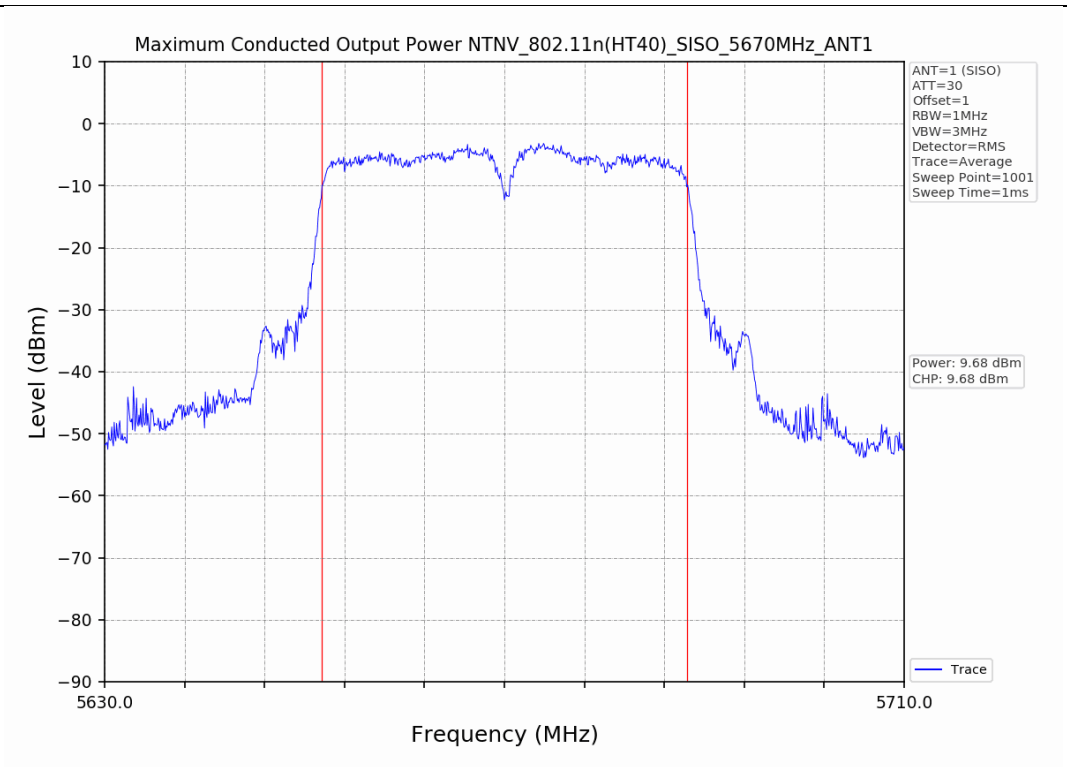
Maximum Conducted Output Power NTNV_802.11n(HT40)_SISO_5670MHz_ANT1
ANT=1 (SISO)
ATT=30
Offset=1
RBW=1MHz
VBW=3MHz
Detector=RMS
Trace=Average
Sweep Point=1001
Sweep Time=1ms
Power: 9.68 dBm
CHP: 9.68 dBm
Trace
Level (dBm)
10
0
−10
−20
−30
−40
−50
−60
−70
−80
−90
5630.0
5710.0
Frequency (MHz)

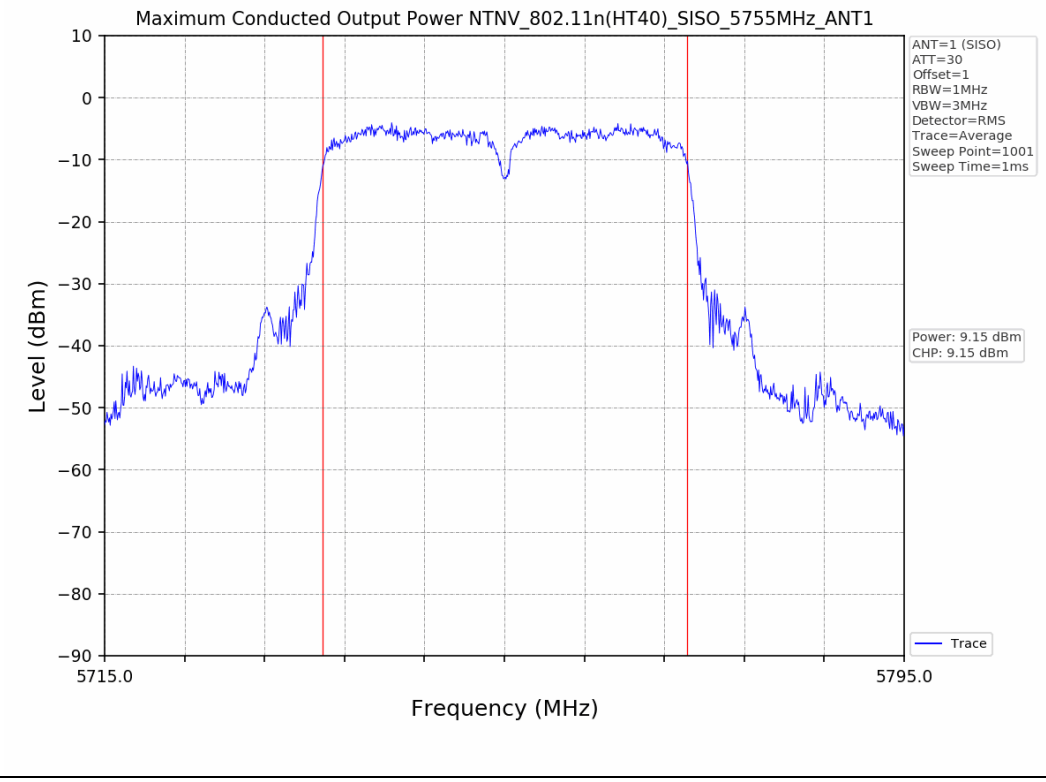
Maximum Conducted Output Power NTNV_802.11n(HT40)_SISO_5755MHz_ANT1
ANT=1 (SISO)
ATT=30
Offset=1
RBW=1MHz
VBW=3MHz
Detector=RMS
Trace=Average
Sweep Point=1001
Sweep Time=1ms
Power: 9.15 dBm
CHP: 9.15 dBm
Trace
Level (dBm)
10
0
−10
−20
−30
−40
−50
−60
−70
−80
−90
5715.0
5795.0
Frequency (MHz)

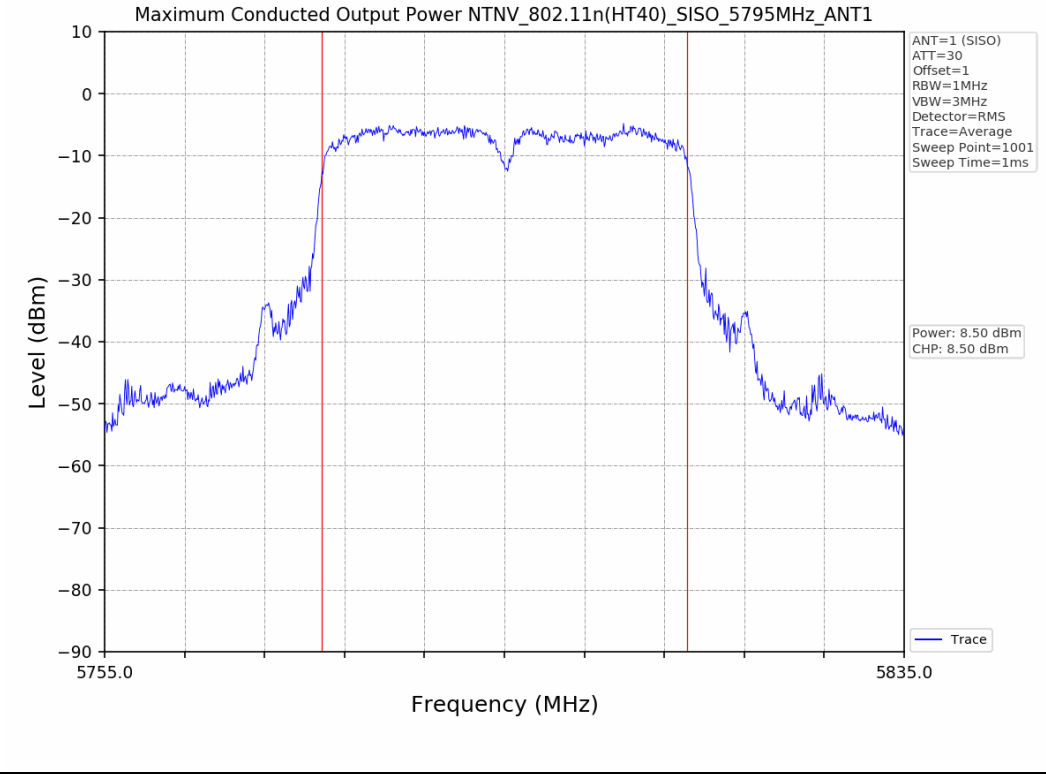
Maximum Conducted Output Power NTNV_802.11n(HT40)_SISO_5795MHz_ANT1
ANT=1 (SISO)
ATT=30
Offset=1
RBW=1MHz
VBW=3MHz
Detector=RMS
Trace=Average
Sweep Point=1001
Sweep Time=1ms
Power: 8.50 dBm
CHP: 8.50 dBm
Trace
Level (dBm)
10
0
−10
−20
−30
−40
−50
−60
−70
−80
−90
5755.0
5835.0
Frequency (MHz)

3. Maximum Power Spectral Density (PSD)

3.1 Test Result

Test Mode	Frequency (MHz)	Tx Type	Maximum Power Spectral Density (dBm/MHz)	Limits (dBm/MHz)	Verdict
			Ant 1		
802.11a	5180	SISO	2.92	≤11	PASS
	5200	SISO	3.50	≤11	PASS
	5240	SISO	4.37	≤11	PASS
	5260	SISO	3.80	≤11	PASS
	5300	SISO	3.71	≤11	PASS
	5320	SISO	3.51	≤11	PASS
	5500	SISO	3.15	≤11	PASS
	5580	SISO	10.47	≤11	PASS
	5600	SISO	3.71	≤11	PASS
	5700	SISO	3.63	≤11	PASS
802.11n(HT20)	5180	SISO	3.14	≤11	PASS
	5200	SISO	3.24	≤11	PASS
	5240	SISO	3.86	≤11	PASS
	5260	SISO	3.69	≤11	PASS
	5300	SISO	3.57	≤11	PASS
	5320	SISO	3.36	≤11	PASS
	5500	SISO	1.46	≤11	PASS
	5580	SISO	3.17	≤11	PASS
	5600	SISO	3.32	≤11	PASS
	5700	SISO	3.30	≤11	PASS
802.11n(HT40)	5190	SISO	0.80	≤11	PASS
	5230	SISO	1.91	≤11	PASS
	5270	SISO	1.34	≤11	PASS
	5310	SISO	0.97	≤11	PASS
	5510	SISO	0.43	≤11	PASS
	5550	SISO	-0.25	≤11	PASS
	5590	SISO	1.24	≤11	PASS
	5670	SISO	1.96	≤11	PASS

Test Mode	Frequency (MHz)	Tx Type	Maximum Power Spectral Density (dBm/500kHz)	Limits (dBm/500kHz)	Verdict
			Ant 1		
802.11a	5745	SISO	0.74	≤30	PASS
	5785	SISO	-0.11	≤30	PASS
	5825	SISO	-1.02	≤30	PASS
802.11n(HT20)	5745	SISO	0.81	≤30	PASS
	5785	SISO	0.31	≤30	PASS
	5825	SISO	-0.60	≤30	PASS
802.11n(HT40)	5755	SISO	-1.38	≤30	PASS
	5795	SISO	-1.08	≤30	PASS

3.2 Test Graph

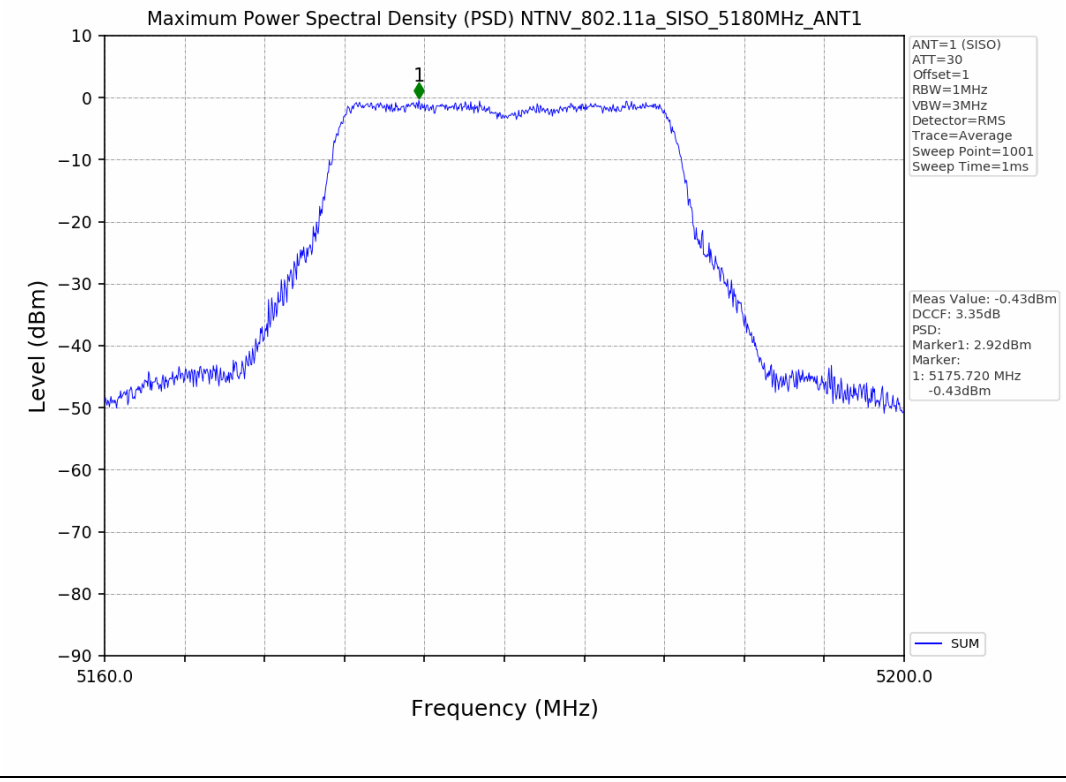
Maximum Power Spectral Density (PSD) NTNV_802.11a_SISO_5180MHz_ANT1
Level (dBm)
Frequency (MHz)
5160.0
5200.0
10
0
−10
−20
−30
−40
−50
−60
−70
−80
−90
1
ANT=1 (SISO)
ATT=30
Offset=1
RBW=1MHz
VBW=3MHz
Detector=RMS
Trace=Average
Sweep Point=1001
Sweep Time=1ms
Meas Value: -0.43dBm
DCCF: 3.35dB
PSD:
Marker1: 2.92dBm
Marker:
1: 5175.720 MHz
-0.43dBm
SUM

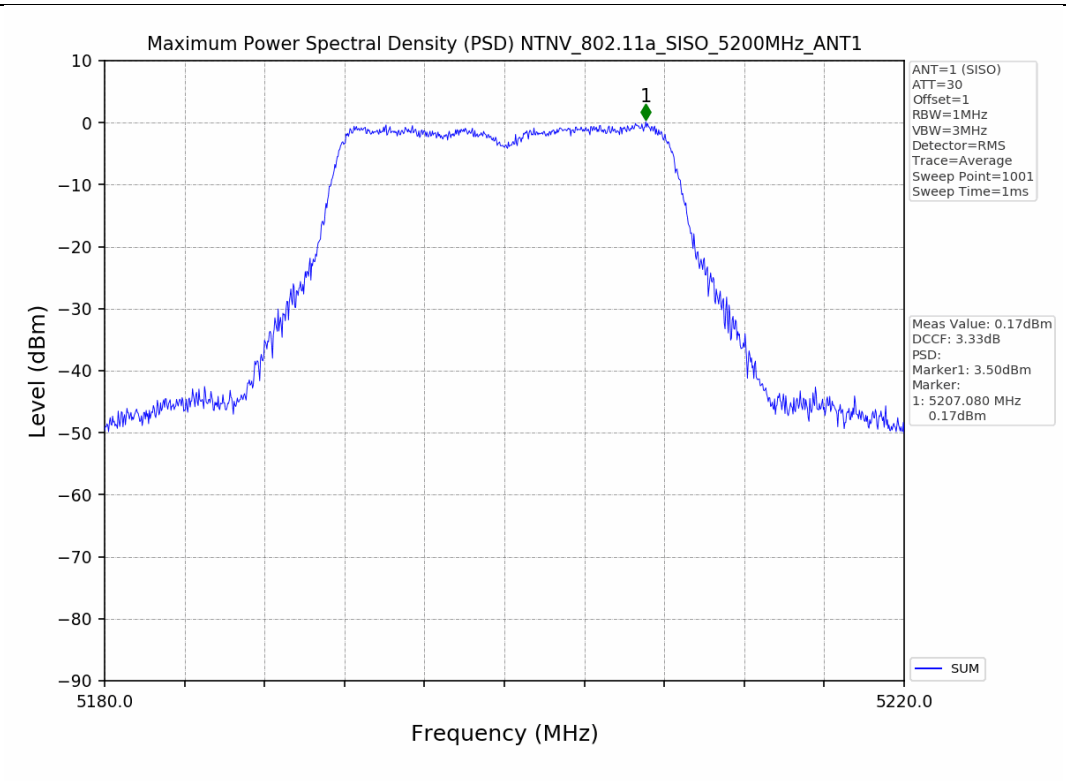
Maximum Power Spectral Density (PSD) NTNV_802.11a_SISO_5200MHz_ANT1
Level (dBm)
Frequency (MHz)
5180.0
5220.0
10
0
−10
−20
−30
−40
−50
−60
−70
−80
−90
1
ANT=1 (SISO)
ATT=30
Offset=1
RBW=1MHz
VBW=3MHz
Detector=RMS
Trace=Average
Sweep Point=1001
Sweep Time=1ms
Meas Value: 0.17dBm
DCCF: 3.33dB
PSD:
Marker1: 3.50dBm
Marker:
1: 5207.080 MHz
0.17dBm
SUM

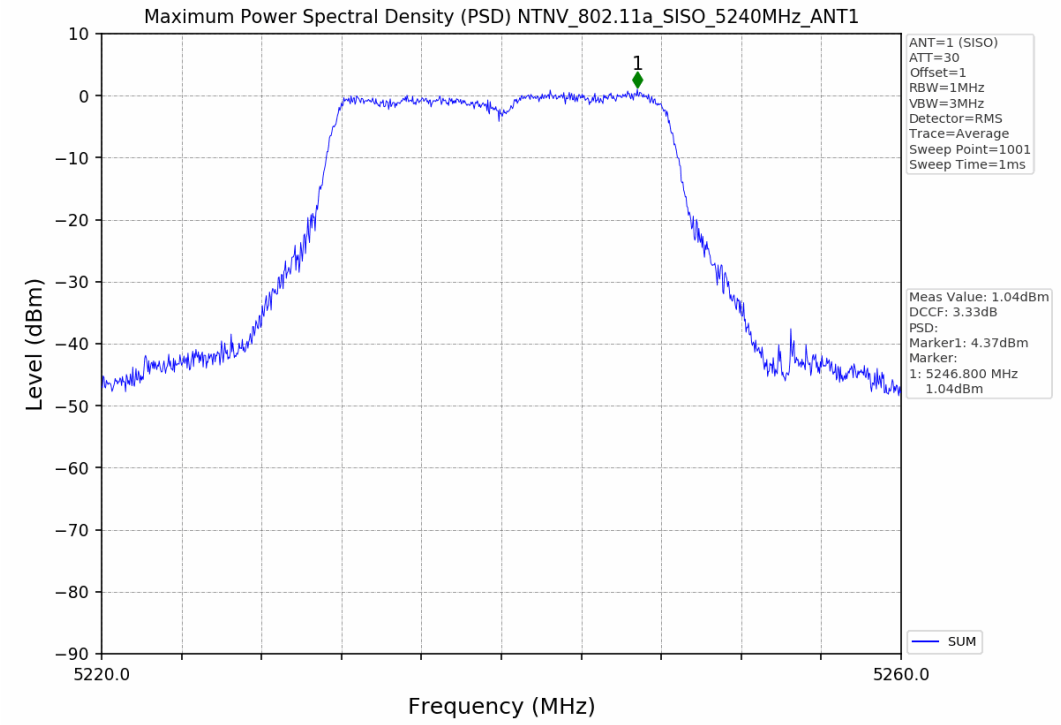
Maximum Power Spectral Density (PSD) NTNV_802.11a_SISO_5240MHz_ANT1
Level (dBm)
Frequency (MHz)
5220.0
5260.0
ANT=1 (SISO)
ATT=30
Offset=1
RBW=1MHz
VBW=3MHz
Detector=RMS
Trace=Average
Sweep Point=1001
Sweep Time=1ms
Meas Value: 1.04dBm
DCCF: 3.33dB
PSD:
Marker1: 4.37dBm
Marker:
1: 5246.800 MHz
1.04dBm
SUM

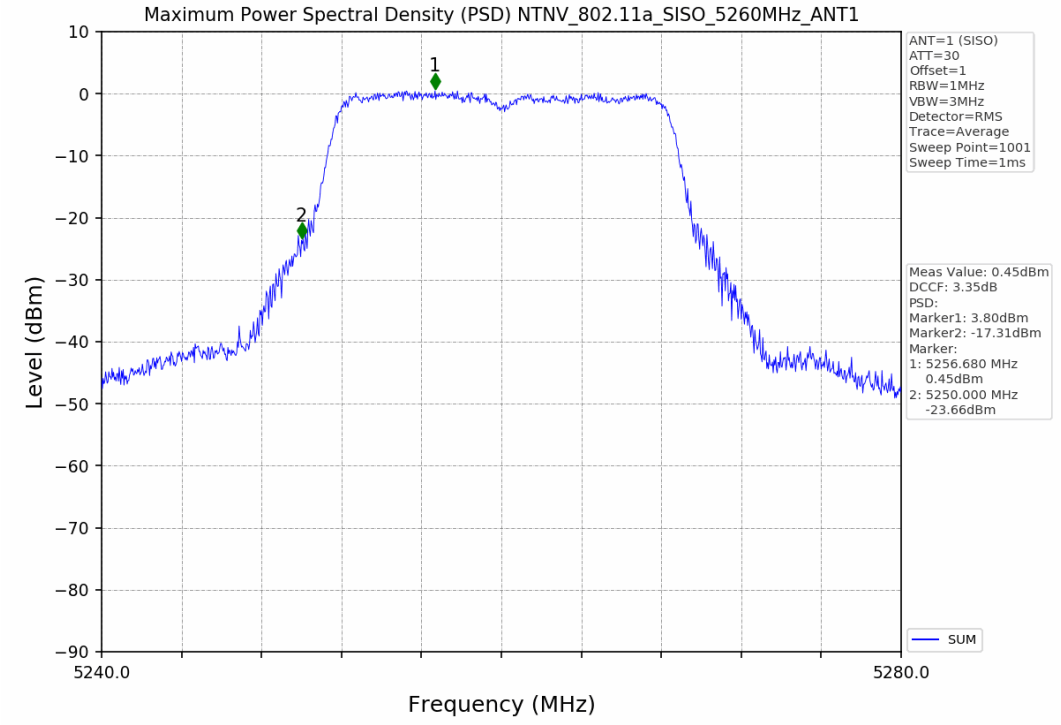
Maximum Power Spectral Density (PSD) NTNV_802.11a_SISO_5260MHz_ANT1
Level (dBm)
Frequency (MHz)
5240.0
5280.0
ANT=1 (SISO)
ATT=30
Offset=1
RBW=1MHz
VBW=3MHz
Detector=RMS
Trace=Average
Sweep Point=1001
Sweep Time=1ms
Meas Value: 0.45dBm
DCCF: 3.35dB
PSD:
Marker1: 3.80dBm
Marker2: -17.31dBm
Marker:
1: 5256.680 MHz
0.45dBm
2: 5250.000 MHz
-23.66dBm
SUM

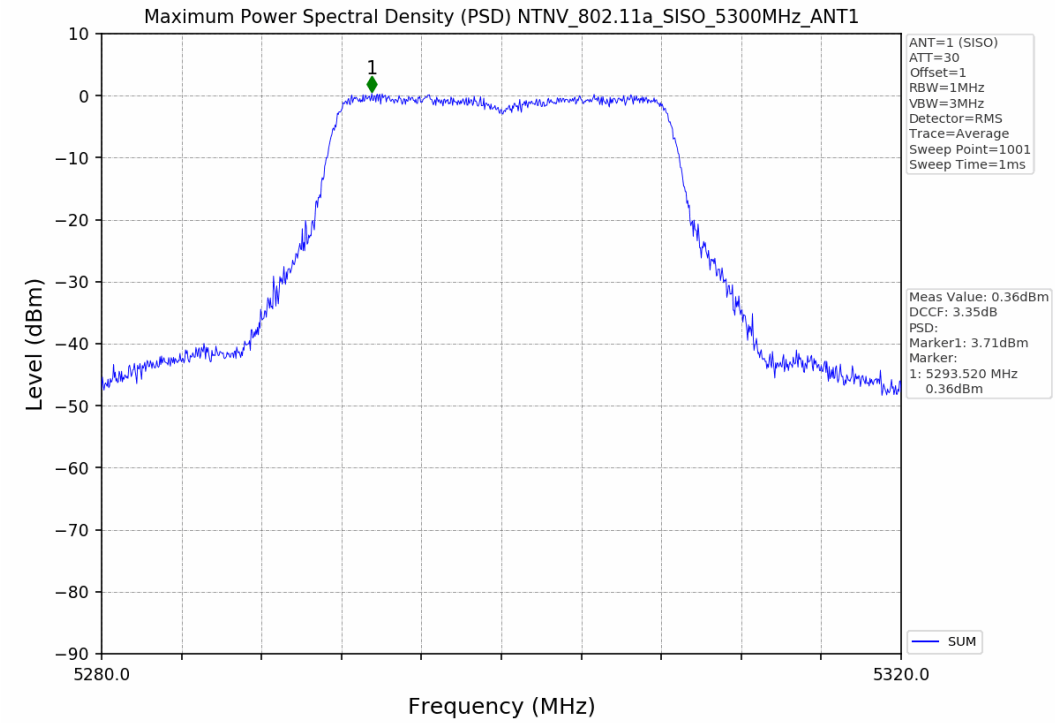
Maximum Power Spectral Density (PSD) NTNV_802.11a_SISO_5300MHz_ANT1
Level (dBm)
Frequency (MHz)
5280.0
5320.0
10
0
−10
−20
−30
−40
−50
−60
−70
−80
−90
1
ANT=1 (SISO)
ATT=30
Offset=1
RBW=1MHz
VBW=3MHz
Detector=RMS
Trace=Average
Sweep Point=1001
Sweep Time=1ms
Meas Value: 0.36dBm
DCCF: 3.35dB
PSD:
Marker1: 3.71dBm
Marker:
1: 5293.520 MHz
0.36dBm
SUM

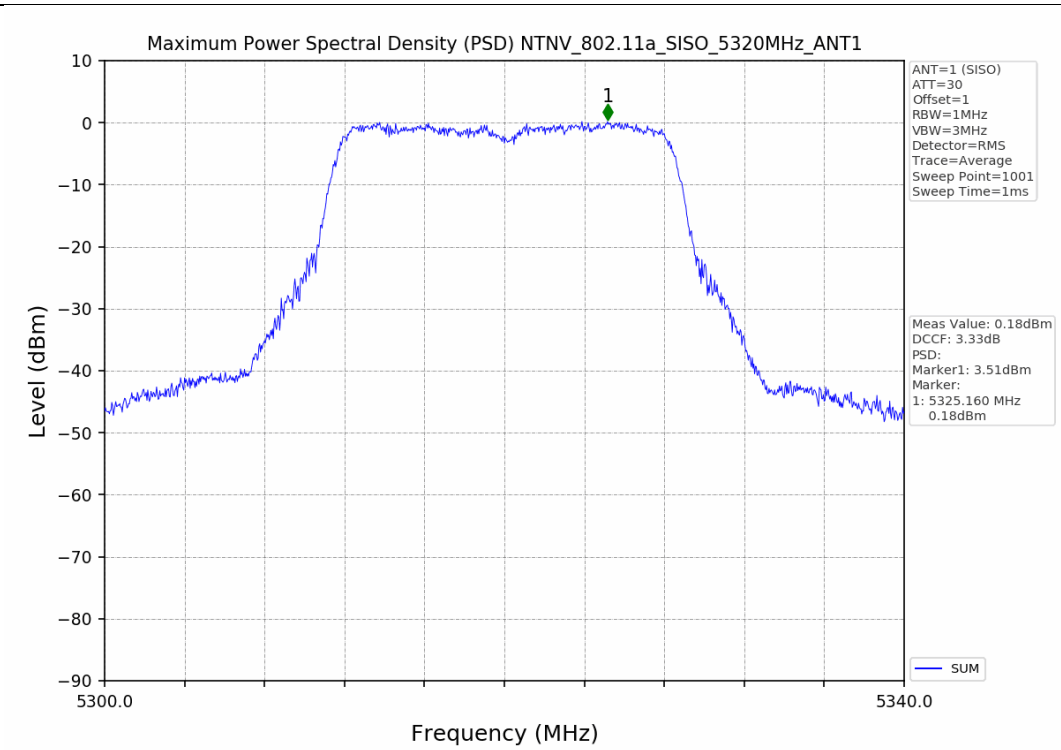
Maximum Power Spectral Density (PSD) NTNV_802.11a_SISO_5320MHz_ANT1
Level (dBm)
Frequency (MHz)
5300.0
5340.0
10
0
−10
−20
−30
−40
−50
−60
−70
−80
−90
1
ANT=1 (SISO)
ATT=30
Offset=1
RBW=1MHz
VBW=3MHz
Detector=RMS
Trace=Average
Sweep Point=1001
Sweep Time=1ms
Meas Value: 0.18dBm
DCCF: 3.33dB
PSD:
Marker1: 3.51dBm
Marker:
1: 5325.160 MHz
0.18dBm
SUM

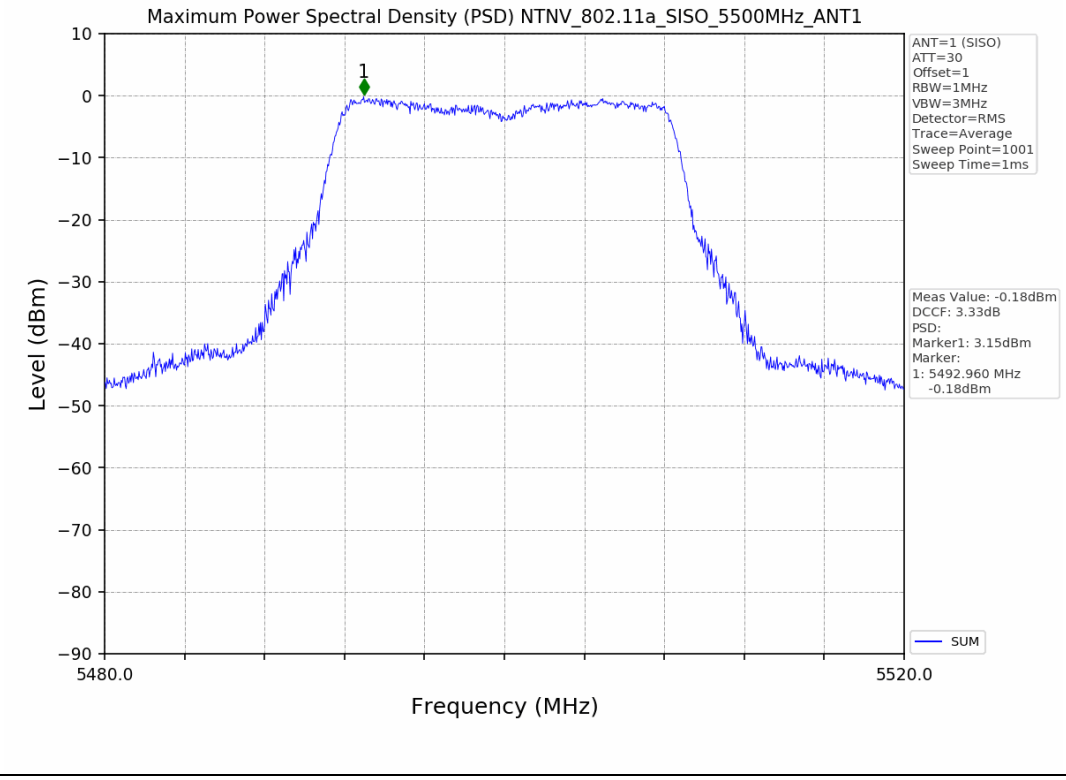
Maximum Power Spectral Density (PSD) NTNV_802.11a_SISO_5500MHz_ANT1
Level (dBm)
Frequency (MHz)
5480.0
5520.0
10
0
−10
−20
−30
−40
−50
−60
−70
−80
−90
1
ANT=1 (SISO)
ATT=30
Offset=1
RBW=1MHz
VBW=3MHz
Detector=RMS
Trace=Average
Sweep Point=1001
Sweep Time=1ms
Meas Value: -0.18dBm
DCCF: 3.33dB
PSD:
Marker1: 3.15dBm
Marker:
1: 5492.960 MHz
-0.18dBm
SUM

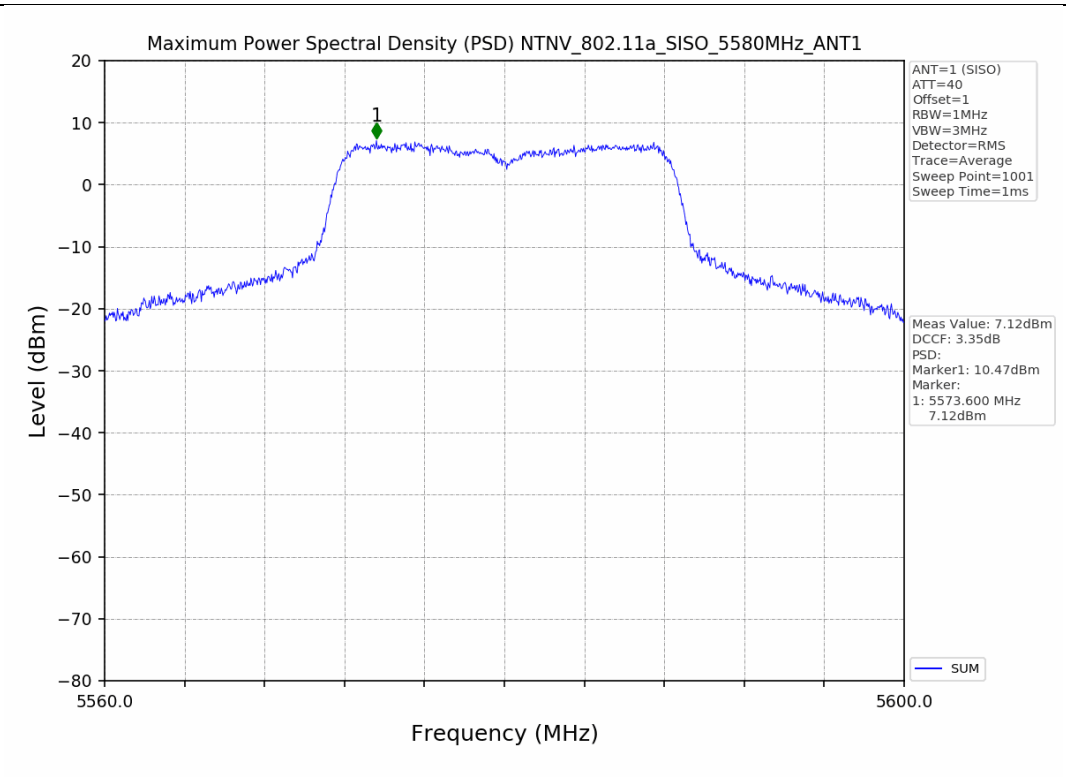
Maximum Power Spectral Density (PSD) NTNV_802.11a_SISO_5580MHz_ANT1
Level (dBm)
Frequency (MHz)
5560.0
5600.0
20
10
0
−10
−20
−30
−40
−50
−60
−70
−80
1
ANT=1 (SISO)
ATT=40
Offset=1
RBW=1MHz
VBW=3MHz
Detector=RMS
Trace=Average
Sweep Point=1001
Sweep Time=1ms
Meas Value: 7.12dBm
DCCF: 3.35dB
PSD:
Marker1: 10.47dBm
Marker:
1: 5573.600 MHz
7.12dBm
SUM

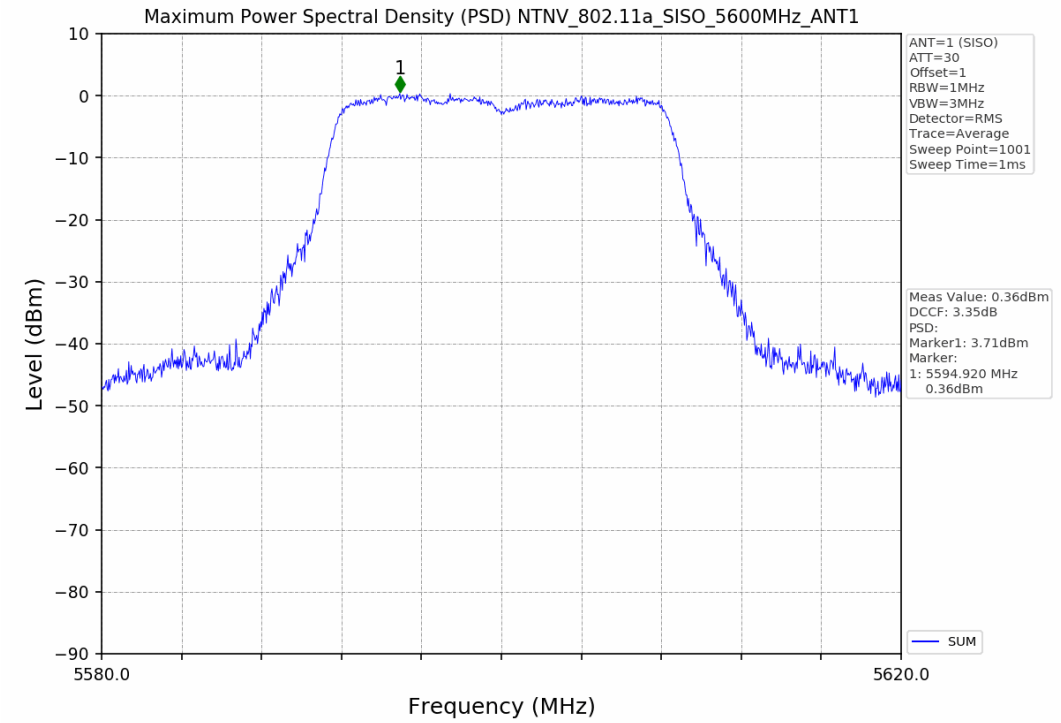
Maximum Power Spectral Density (PSD) NTNV_802.11a_SISO_5600MHz_ANT1
Level (dBm)
Frequency (MHz)
5580.0
5620.0
ANT=1 (SISO)
ATT=30
Offset=1
RBW=1MHz
VBW=3MHz
Detector=RMS
Trace=Average
Sweep Point=1001
Sweep Time=1ms
Meas Value: 0.36dBm
DCCF: 3.35dB
PSD:
Marker1: 3.71dBm
Marker:
1: 5594.920 MHz
0.36dBm
SUM

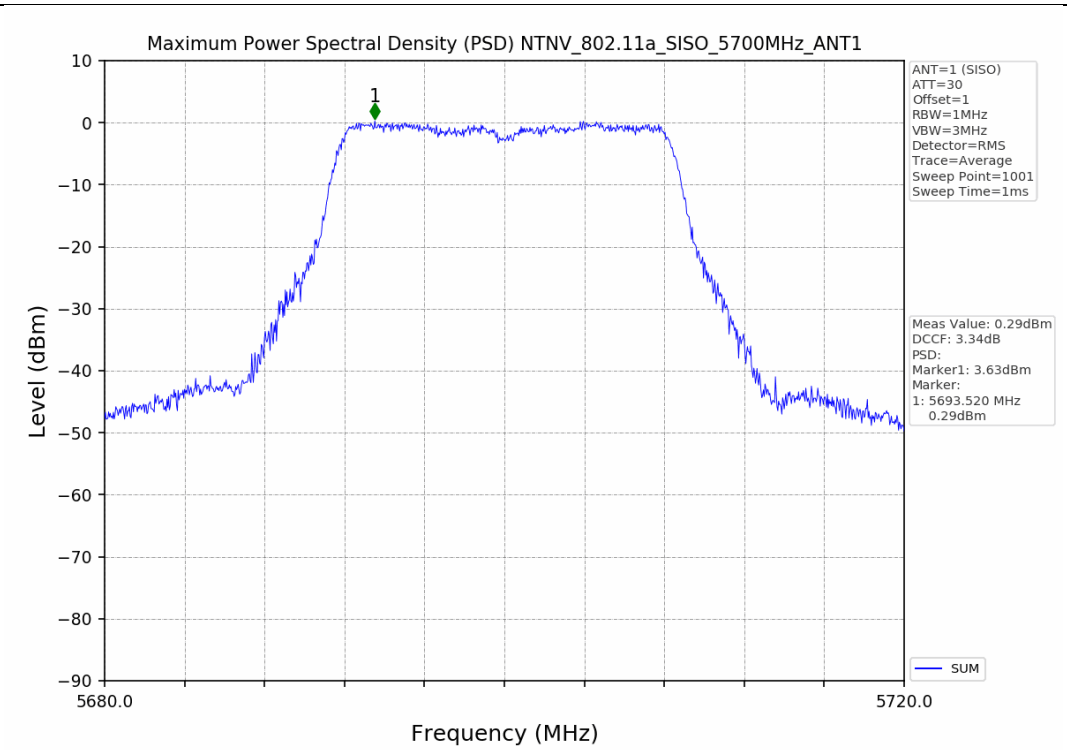
Maximum Power Spectral Density (PSD) NTNV_802.11a_SISO_5700MHz_ANT1
Level (dBm)
Frequency (MHz)
5680.0
5720.0
ANT=1 (SISO)
ATT=30
Offset=1
RBW=1MHz
VBW=3MHz
Detector=RMS
Trace=Average
Sweep Point=1001
Sweep Time=1ms
Meas Value: 0.29dBm
DCCF: 3.34dB
PSD:
Marker1: 3.63dBm
Marker:
1: 5693.520 MHz
0.29dBm
SUM

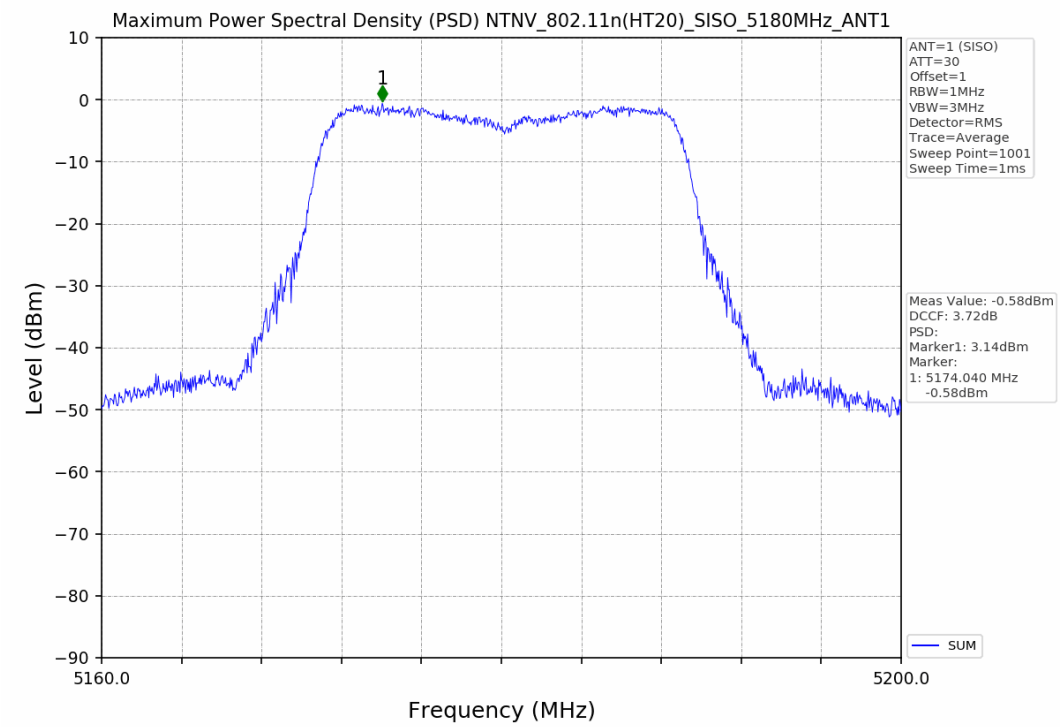
Maximum Power Spectral Density (PSD) NTNV_802.11n(HT20)_SISO_5180MHz_ANT1
ANT=1 (SISO)
ATT=30
Offset=1
RBW=1MHz
VBW=3MHz
Detector=RMS
Trace=Average
Sweep Point=1001
Sweep Time=1ms
Meas Value: -0.58dBm
DCCF: 3.72dB
PSD:
Marker1: 3.14dBm
Marker:
1: 5174.040 MHz
-0.58dBm
SUM
Level (dBm)
Frequency (MHz)
5160.0
5200.0

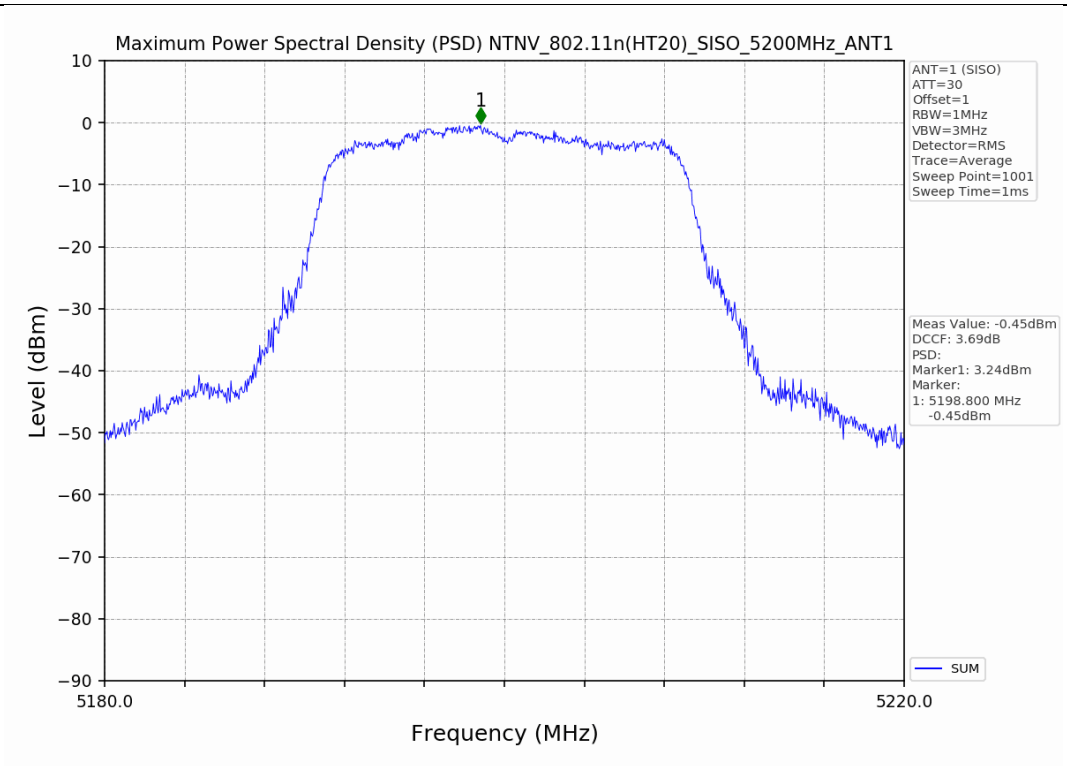
Maximum Power Spectral Density (PSD) NTNV_802.11n(HT20)_SISO_5200MHz_ANT1
ANT=1 (SISO)
ATT=30
Offset=1
RBW=1MHz
VBW=3MHz
Detector=RMS
Trace=Average
Sweep Point=1001
Sweep Time=1ms
Meas Value: -0.45dBm
DCCF: 3.69dB
PSD:
Marker1: 3.24dBm
Marker:
1: 5198.800 MHz
-0.45dBm
SUM
Level (dBm)
Frequency (MHz)
5180.0
5220.0

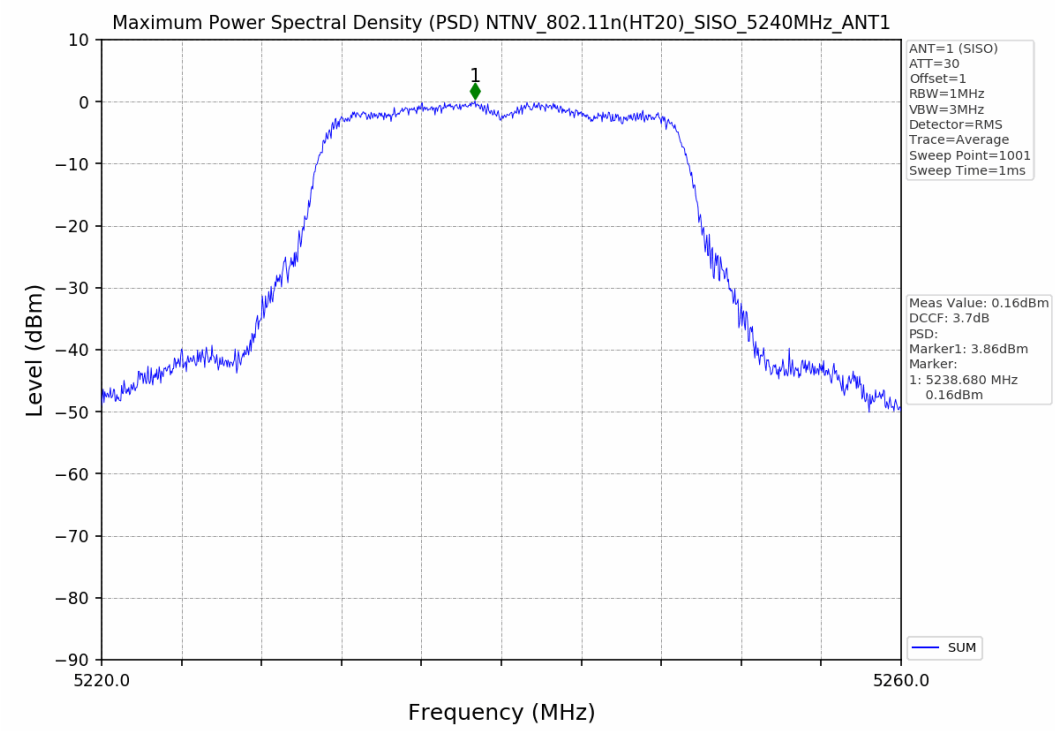
Maximum Power Spectral Density (PSD) NTNV_802.11n(HT20)_SISO_5240MHz_ANT1
ANT=1 (SISO)
ATT=30
Offset=1
RBW=1MHz
VBW=3MHz
Detector=RMS
Trace=Average
Sweep Point=1001
Sweep Time=1ms
Meas Value: 0.16dBm
DCCF: 3.7dB
PSD:
Marker1: 3.86dBm
Marker:
1: 5238.680 MHz
0.16dBm
SUM
Level (dBm)
Frequency (MHz)
5220.0
5260.0

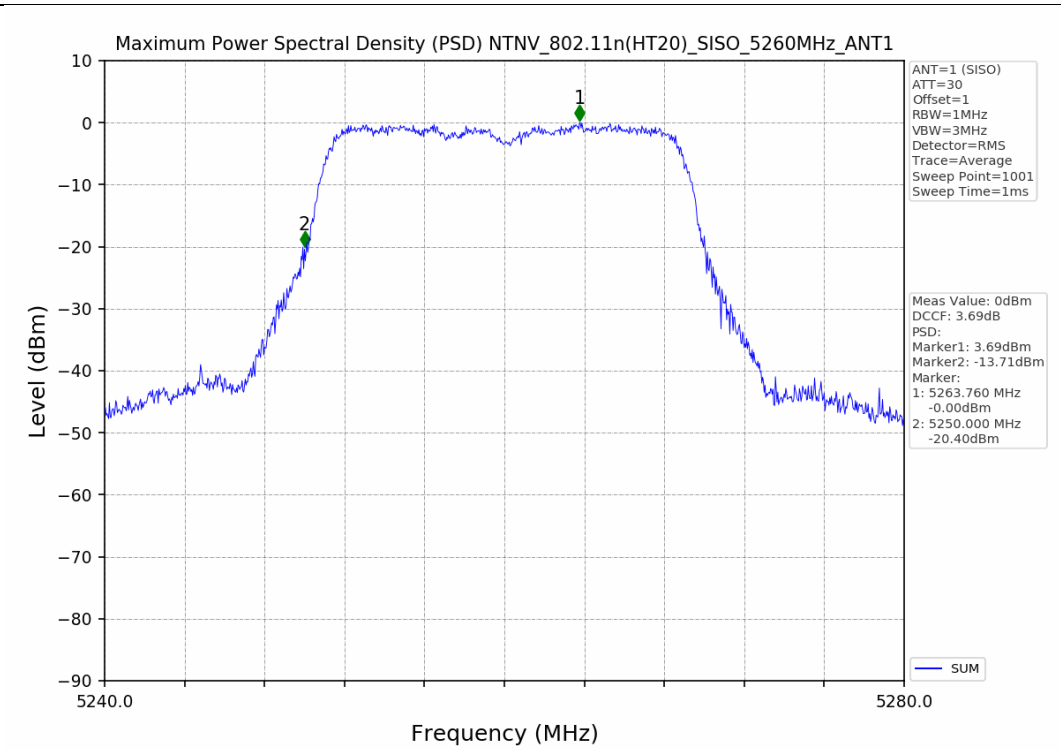
Maximum Power Spectral Density (PSD) NTNV_802.11n(HT20)_SISO_5260MHz_ANT1
ANT=1 (SISO)
ATT=30
Offset=1
RBW=1MHz
VBW=3MHz
Detector=RMS
Trace=Average
Sweep Point=1001
Sweep Time=1ms
Meas Value: 0dBm
DCCF: 3.69dB
PSD:
Marker1: 3.69dBm
Marker2: -13.71dBm
Marker:
1: 5263.760 MHz
-0.00dBm
2: 5250.000 MHz
-20.40dBm
SUM
Level (dBm)
Frequency (MHz)
5240.0
5280.0

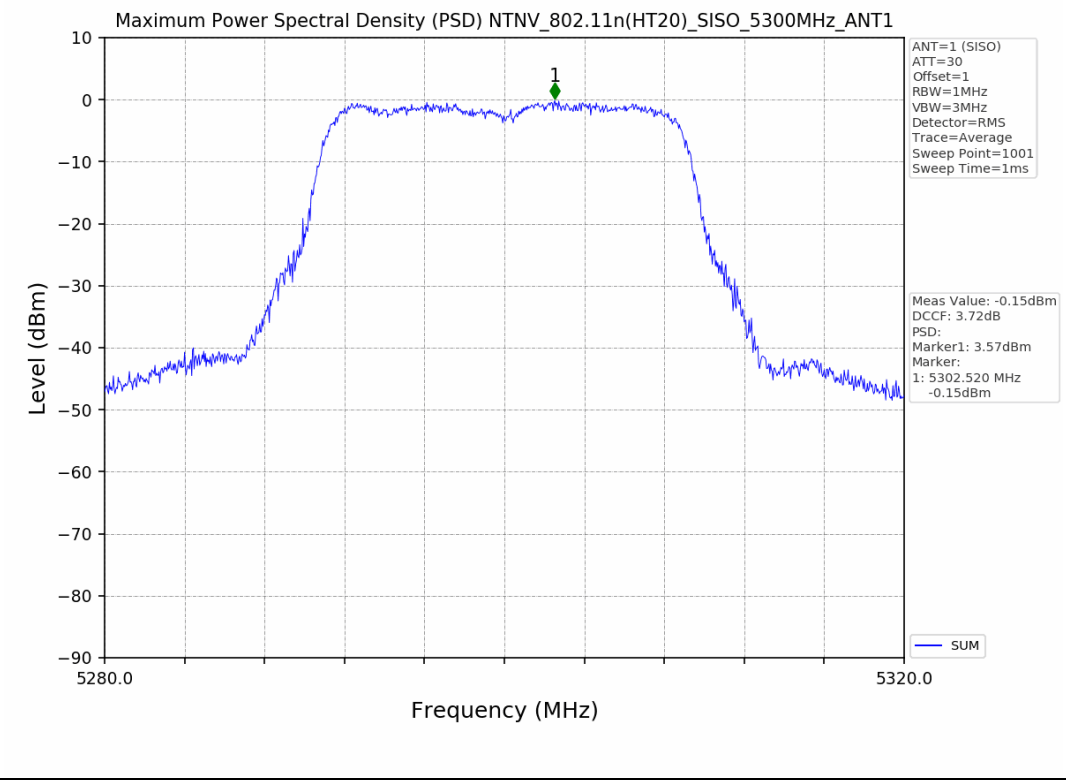
Maximum Power Spectral Density (PSD) NTNV_802.11n(HT20)_SISO_5300MHz_ANT1
ANT=1 (SISO)
ATT=30
Offset=1
RBW=1MHz
VBW=3MHz
Detector=RMS
Trace=Average
Sweep Point=1001
Sweep Time=1ms
Meas Value: -0.15dBm
DCCF: 3.72dB
PSD:
Marker1: 3.57dBm
Marker:
1: 5302.520 MHz
-0.15dBm
SUM
Level (dBm)
Frequency (MHz)
5280.0
5320.0

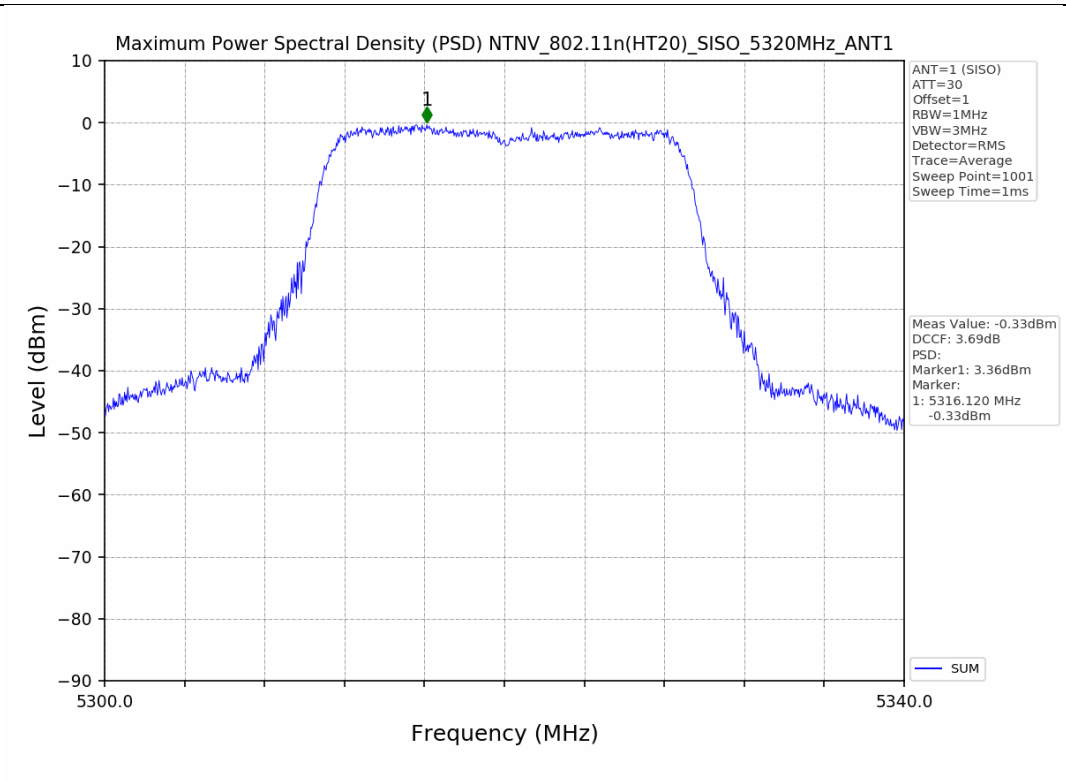
Maximum Power Spectral Density (PSD) NTNV_802.11n(HT20)_SISO_5320MHz_ANT1
ANT=1 (SISO)
ATT=30
Offset=1
RBW=1MHz
VBW=3MHz
Detector=RMS
Trace=Average
Sweep Point=1001
Sweep Time=1ms
Meas Value: -0.33dBm
DCCF: 3.69dB
PSD:
Marker1: 3.36dBm
Marker:
1: 5316.120 MHz
-0.33dBm
SUM
Level (dBm)
Frequency (MHz)
5300.0
5340.0

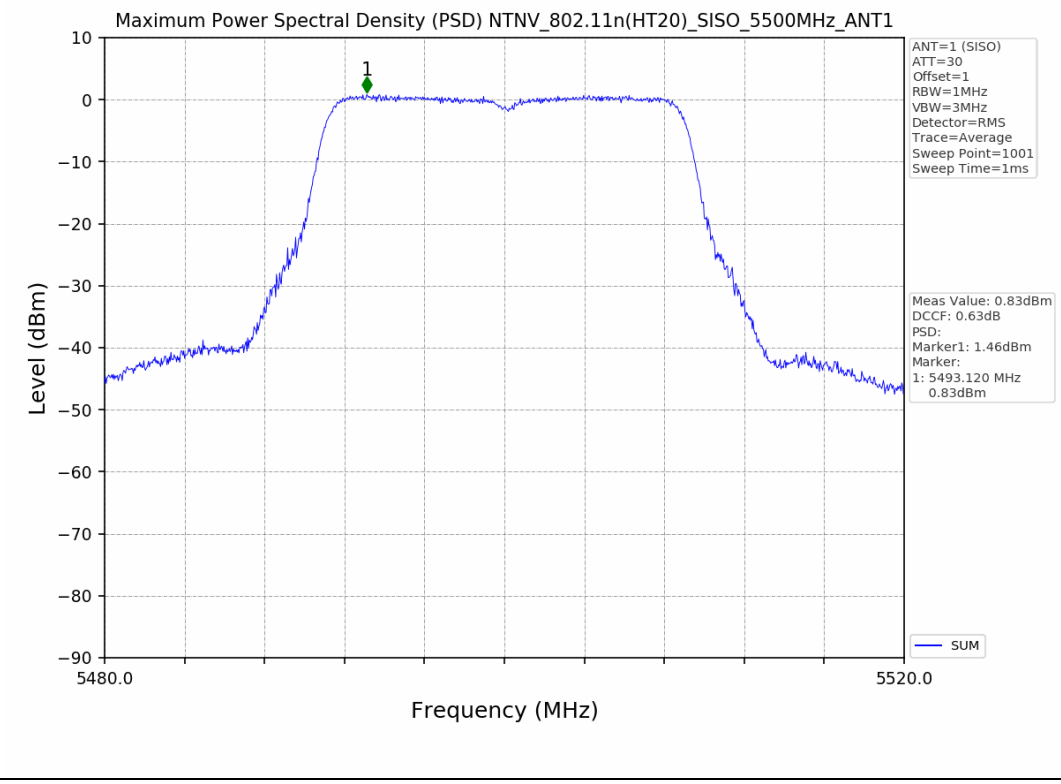
Maximum Power Spectral Density (PSD) NTNV_802.11n(HT20)_SISO_5500MHz_ANT1
ANT=1 (SISO)
ATT=30
Offset=1
RBW=1MHz
VBW=3MHz
Detector=RMS
Trace=Average
Sweep Point=1001
Sweep Time=1ms
Meas Value: 0.83dBm
DCCF: 0.63dB
PSD:
Marker1: 1.46dBm
Marker:
1: 5493.120 MHz
0.83dBm
SUM
Level (dBm)
Frequency (MHz)
5480.0
5520.0

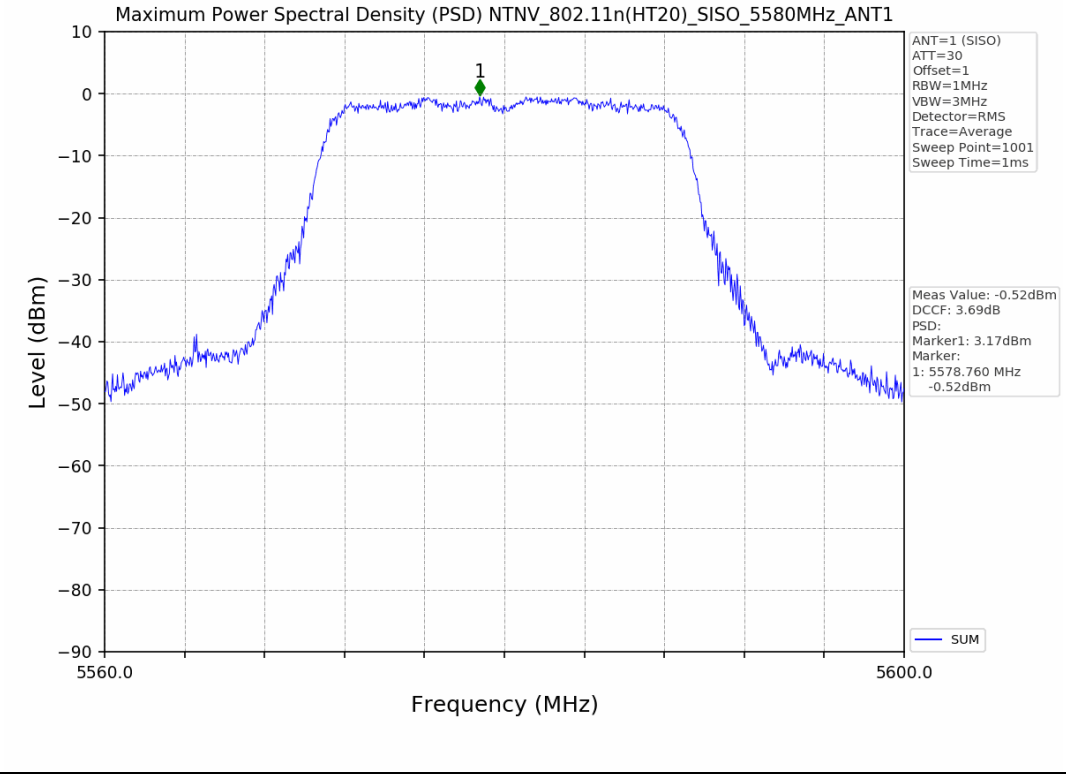
Maximum Power Spectral Density (PSD) NTNV_802.11n(HT20)_SISO_5580MHz_ANT1
ANT=1 (SISO)
ATT=30
Offset=1
RBW=1MHz
VBW=3MHz
Detector=RMS
Trace=Average
Sweep Point=1001
Sweep Time=1ms
Meas Value: -0.52dBm
DCCF: 3.69dB
PSD:
Marker1: 3.17dBm
Marker:
1: 5578.760 MHz
-0.52dBm
SUM
Level (dBm)
Frequency (MHz)
5560.0
5600.0

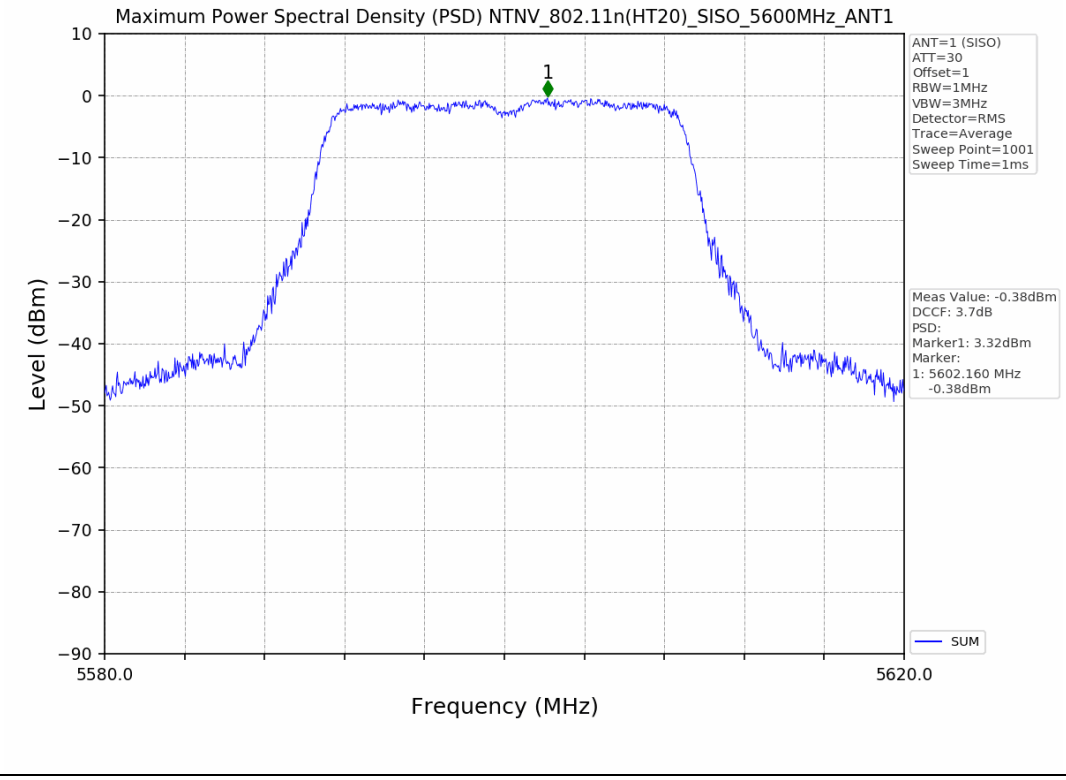
Maximum Power Spectral Density (PSD) NTNV_802.11n(HT20)_SISO_5600MHz_ANT1
ANT=1 (SISO)
ATT=30
Offset=1
RBW=1MHz
VBW=3MHz
Detector=RMS
Trace=Average
Sweep Point=1001
Sweep Time=1ms
Meas Value: -0.38dBm
DCCF: 3.7dB
PSD:
Marker1: 3.32dBm
Marker:
1: 5602.160 MHz
-0.38dBm
SUM
Level (dBm)
Frequency (MHz)
5580.0
5620.0

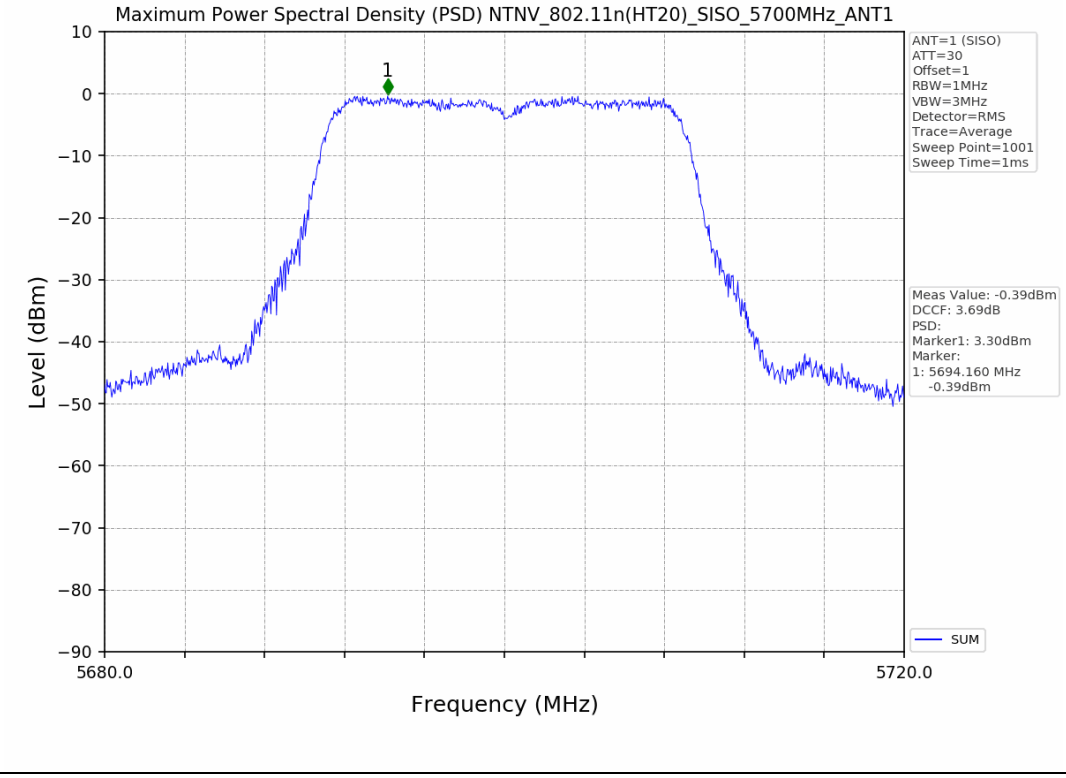
Maximum Power Spectral Density (PSD) NTNV_802.11n(HT20)_SISO_5700MHz_ANT1
ANT=1 (SISO)
ATT=30
Offset=1
RBW=1MHz
VBW=3MHz
Detector=RMS
Trace=Average
Sweep Point=1001
Sweep Time=1ms
Meas Value: -0.39dBm
DCCF: 3.69dB
PSD:
Marker1: 3.30dBm
Marker:
1: 5694.160 MHz
-0.39dBm
SUM
Level (dBm)
Frequency (MHz)
5680.0
5720.0

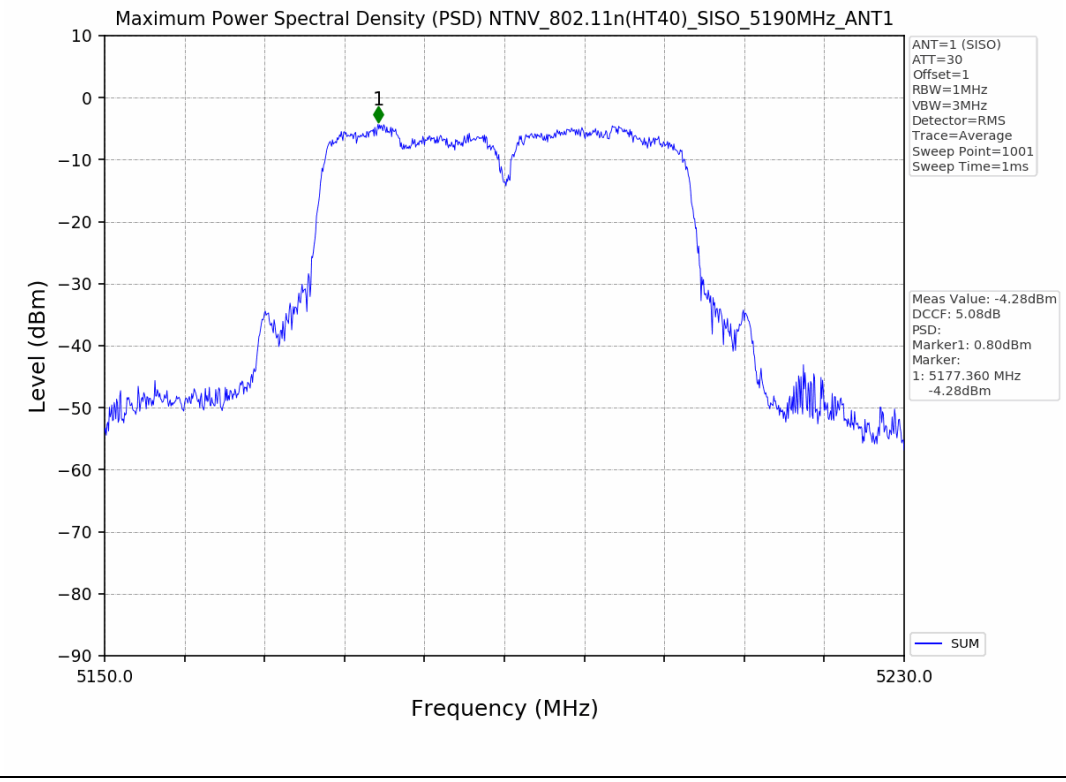
Maximum Power Spectral Density (PSD) NTNV_802.11n(HT40)_SISO_5190MHz_ANT1
ANT=1 (SISO)
ATT=30
Offset=1
RBW=1MHz
VBW=3MHz
Detector=RMS
Trace=Average
Sweep Point=1001
Sweep Time=1ms
Meas Value: -4.28dBm
DCCF: 5.08dB
PSD:
Marker1: 0.80dBm
Marker:
1: 5177.360 MHz
-4.28dBm
SUM
Level (dBm)
Frequency (MHz)
5150.0
5230.0

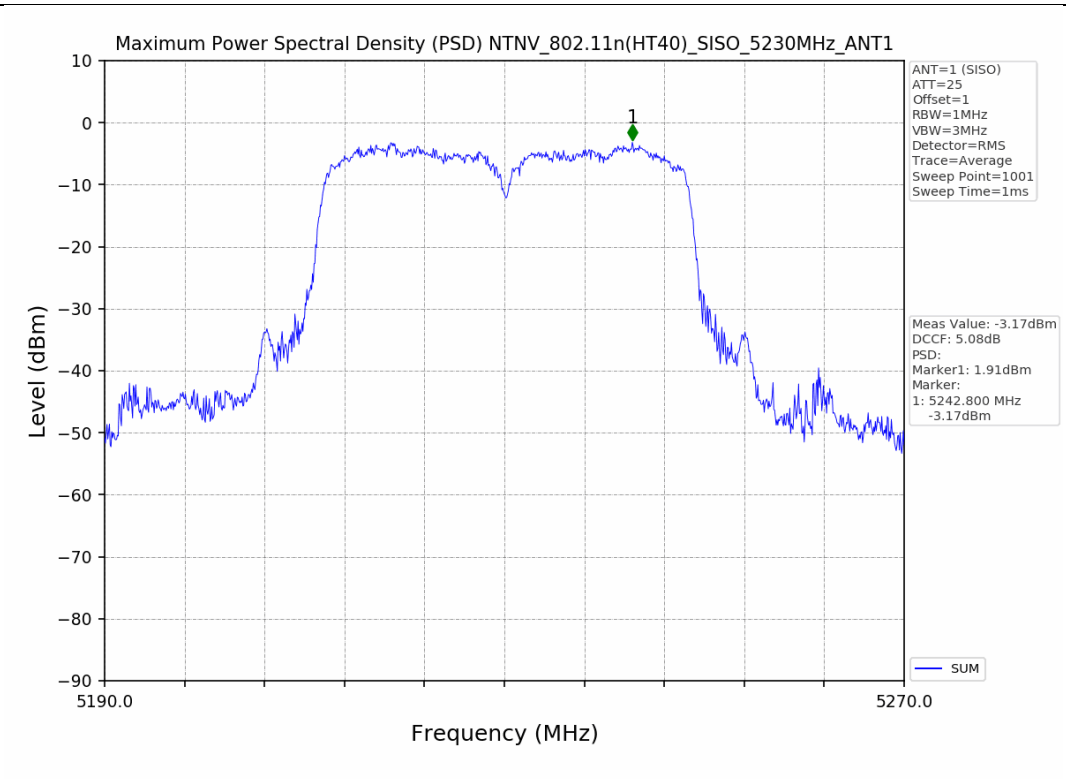
Maximum Power Spectral Density (PSD) NTNV_802.11n(HT40)_SISO_5230MHz_ANT1
ANT=1 (SISO)
ATT=25
Offset=1
RBW=1MHz
VBW=3MHz
Detector=RMS
Trace=Average
Sweep Point=1001
Sweep Time=1ms
Meas Value: -3.17dBm
DCCF: 5.08dB
PSD:
Marker1: 1.91dBm
Marker:
1: 5242.800 MHz
-3.17dBm
SUM
Level (dBm)
Frequency (MHz)
5190.0
5270.0

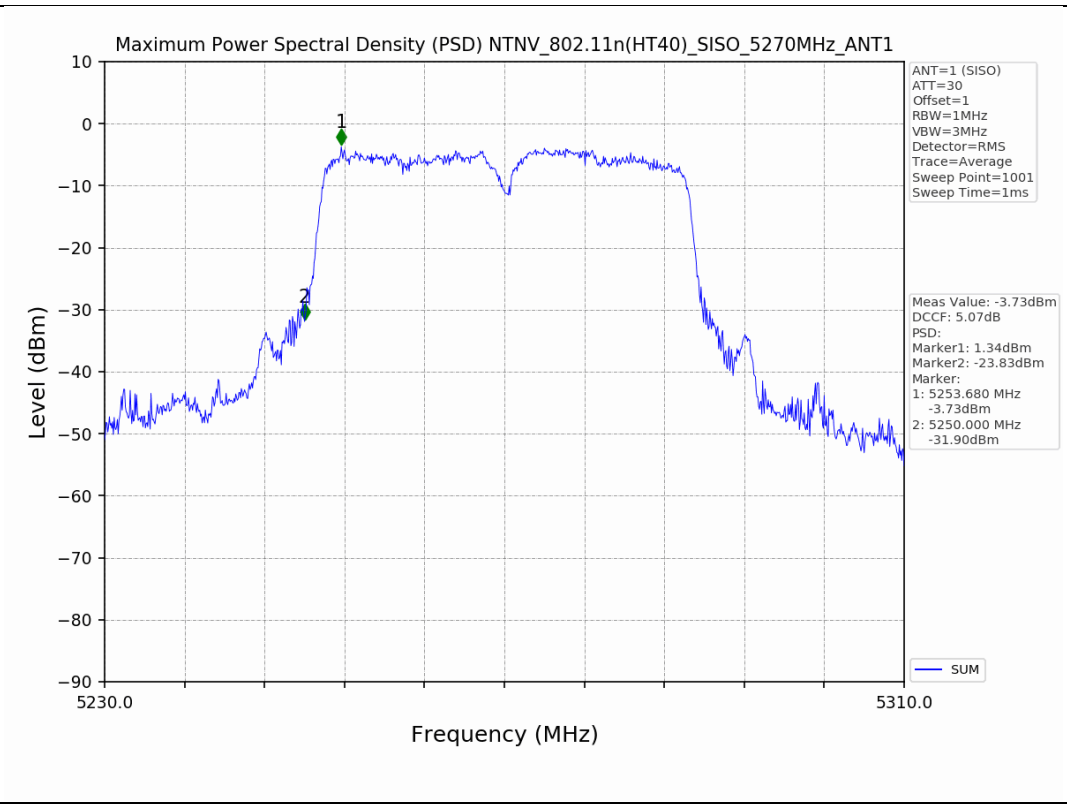
Maximum Power Spectral Density (PSD) NTNV_802.11n(HT40)_SISO_5270MHz_ANT1
ANT=1 (SISO)
ATT=30
Offset=1
RBW=1MHz
VBW=3MHz
Detector=RMS
Trace=Average
Sweep Point=1001
Sweep Time=1ms
Meas Value: -3.73dBm
DCCF: 5.07dB
PSD:
Marker1: 1.34dBm
Marker2: -23.83dBm
Marker:
1: 5253.680 MHz
-3.73dBm
2: 5250.000 MHz
-31.90dBm
SUM
Level (dBm)
Frequency (MHz)
5230.0
5310.0

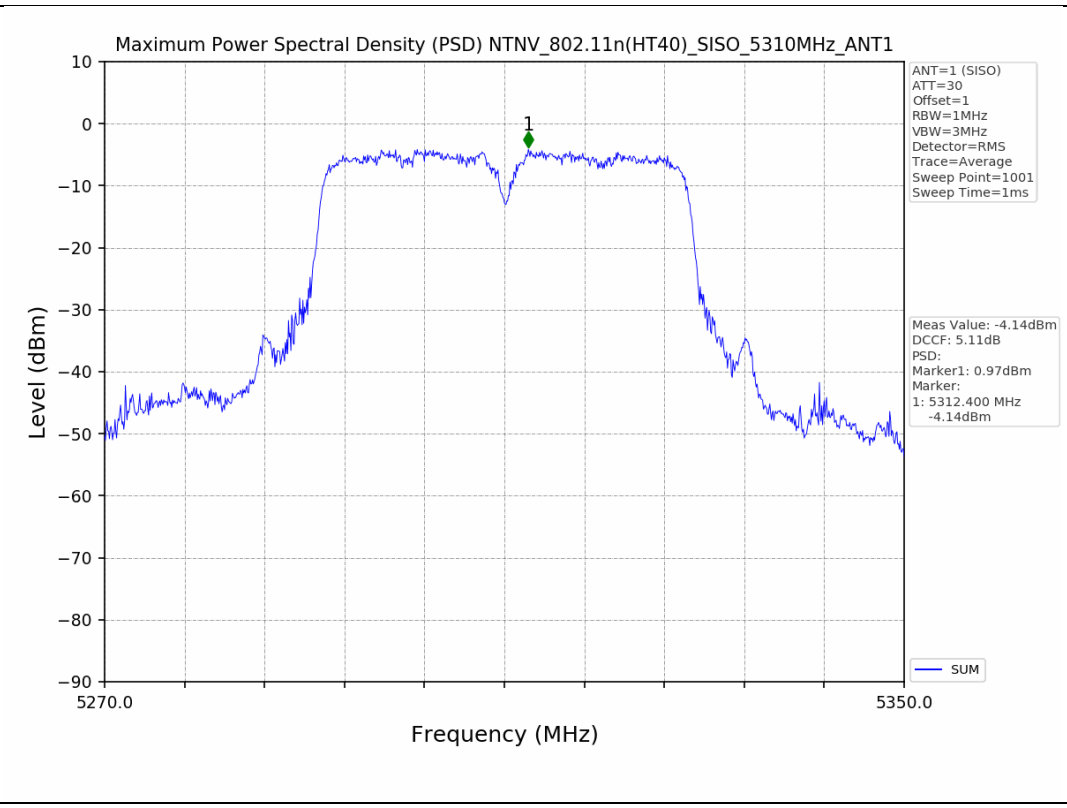
Maximum Power Spectral Density (PSD) NTNV_802.11n(HT40)_SISO_5310MHz_ANT1
ANT=1 (SISO)
ATT=30
Offset=1
RBW=1MHz
VBW=3MHz
Detector=RMS
Trace=Average
Sweep Point=1001
Sweep Time=1ms
Meas Value: -4.14dBm
DCCF: 5.11dB
PSD:
Marker1: 0.97dBm
Marker:
1: 5312.400 MHz
-4.14dBm
SUM
Level (dBm)
Frequency (MHz)
5270.0
5350.0

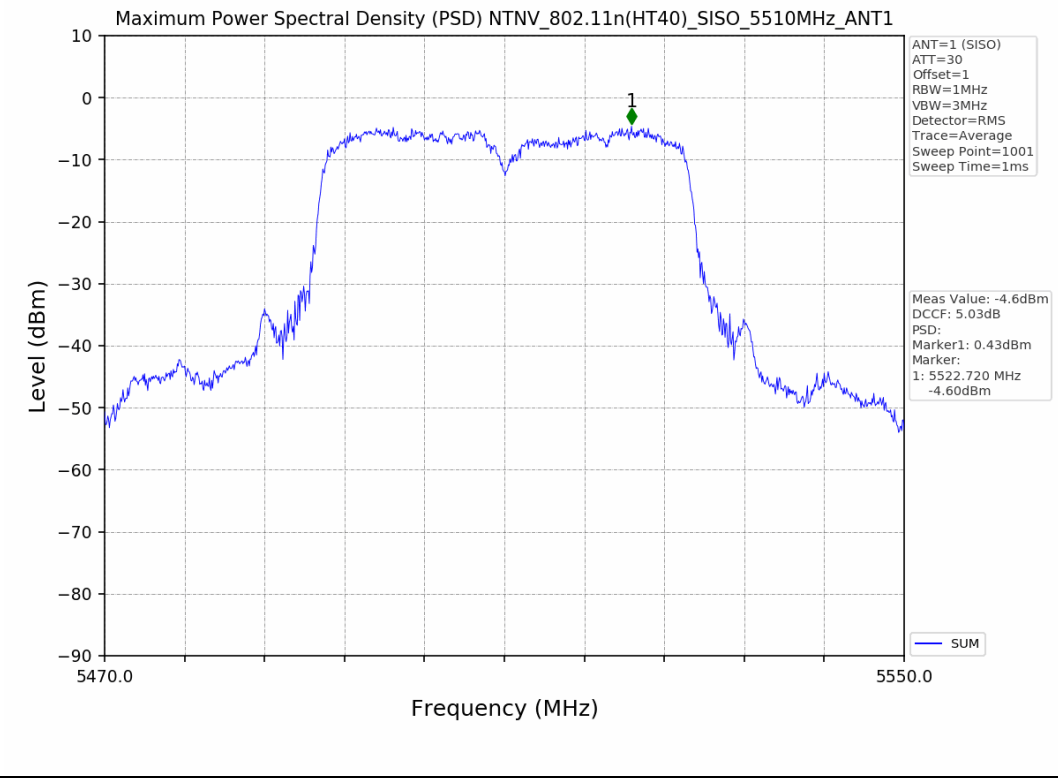
Maximum Power Spectral Density (PSD) NTNV_802.11n(HT40)_SISO_5510MHz_ANT1
ANT=1 (SISO)
ATT=30
Offset=1
RBW=1MHz
VBW=3MHz
Detector=RMS
Trace=Average
Sweep Point=1001
Sweep Time=1ms
Meas Value: -4.6dBm
DCCF: 5.03dB
PSD:
Marker1: 0.43dBm
Marker:
1: 5522.720 MHz
-4.60dBm
SUM
Level (dBm)
Frequency (MHz)
5470.0
5550.0

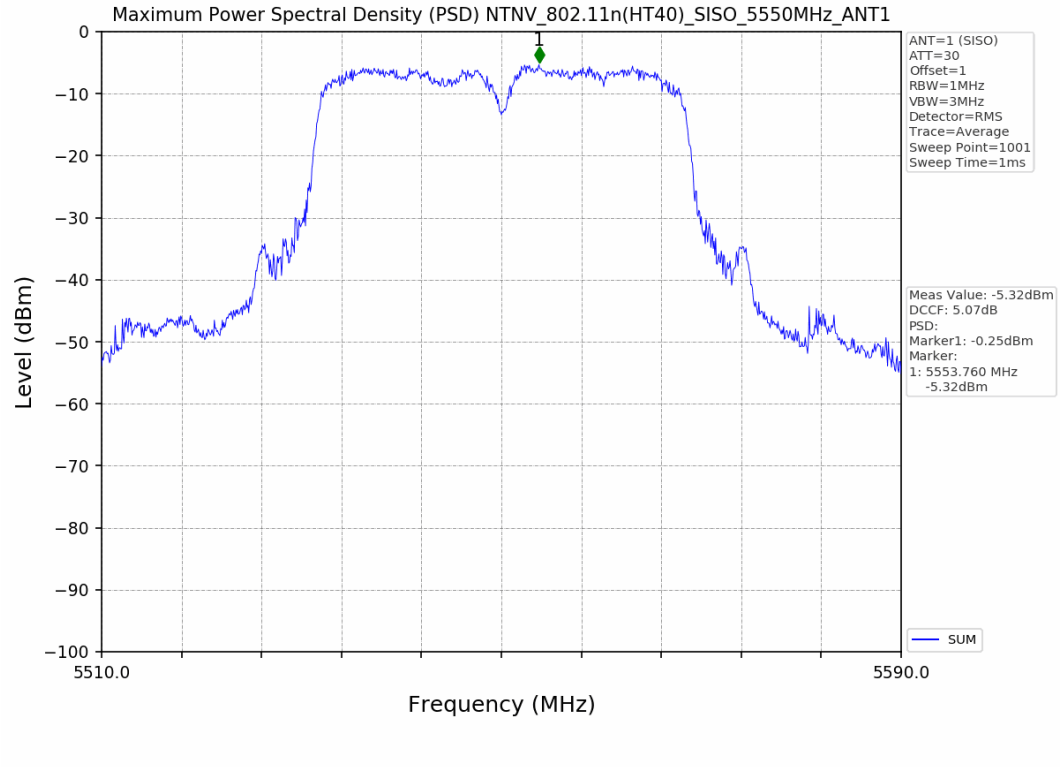
Maximum Power Spectral Density (PSD) NTNV_802.11n(HT40)_SISO_5550MHz_ANT1
ANT=1 (SISO)
ATT=30
Offset=1
RBW=1MHz
VBW=3MHz
Detector=RMS
Trace=Average
Sweep Point=1001
Sweep Time=1ms
Meas Value: -5.32dBm
DCCF: 5.07dB
PSD:
Marker1: -0.25dBm
Marker:
1: 5553.760 MHz
-5.32dBm
SUM
Level (dBm)
Frequency (MHz)
5510.0
5590.0

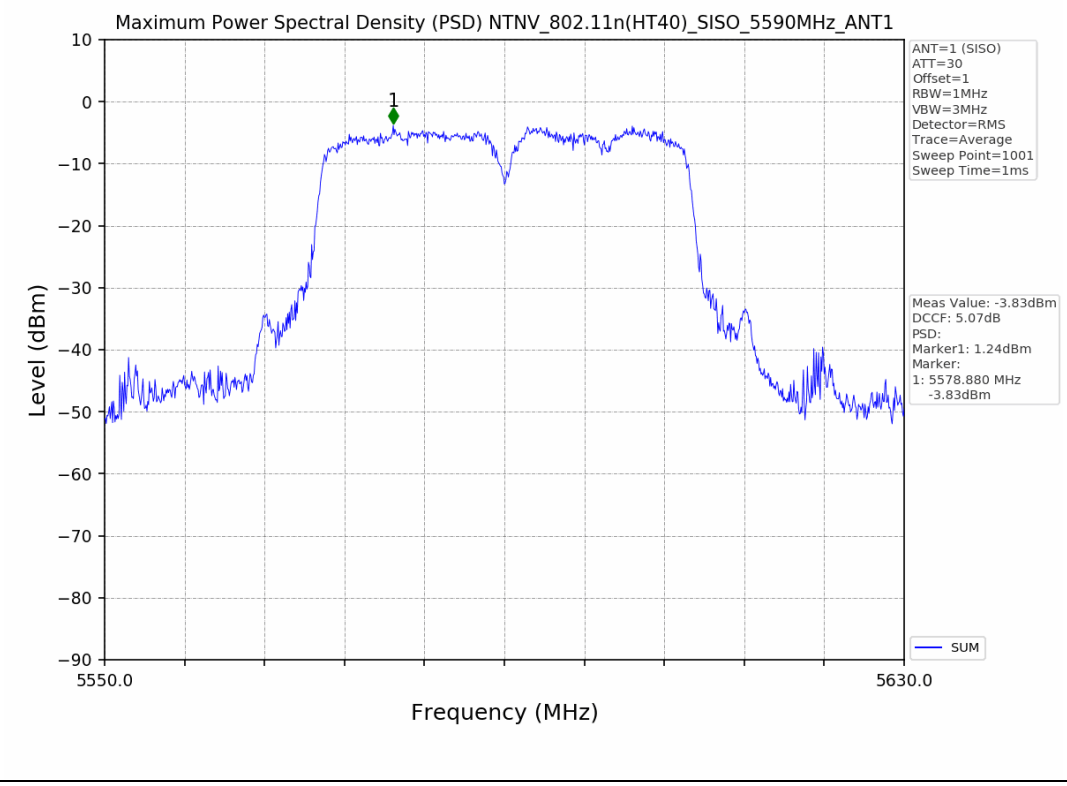
Maximum Power Spectral Density (PSD) NTNV_802.11n(HT40)_SISO_5590MHz_ANT1
ANT=1 (SISO)
ATT=30
Offset=1
RBW=1MHz
VBW=3MHz
Detector=RMS
Trace=Average
Sweep Point=1001
Sweep Time=1ms
Meas Value: -3.83dBm
DCCF: 5.07dB
PSD:
Marker1: 1.24dBm
Marker:
1: 5578.880 MHz
-3.83dBm
SUM
Level (dBm)
Frequency (MHz)
5550.0
5630.0

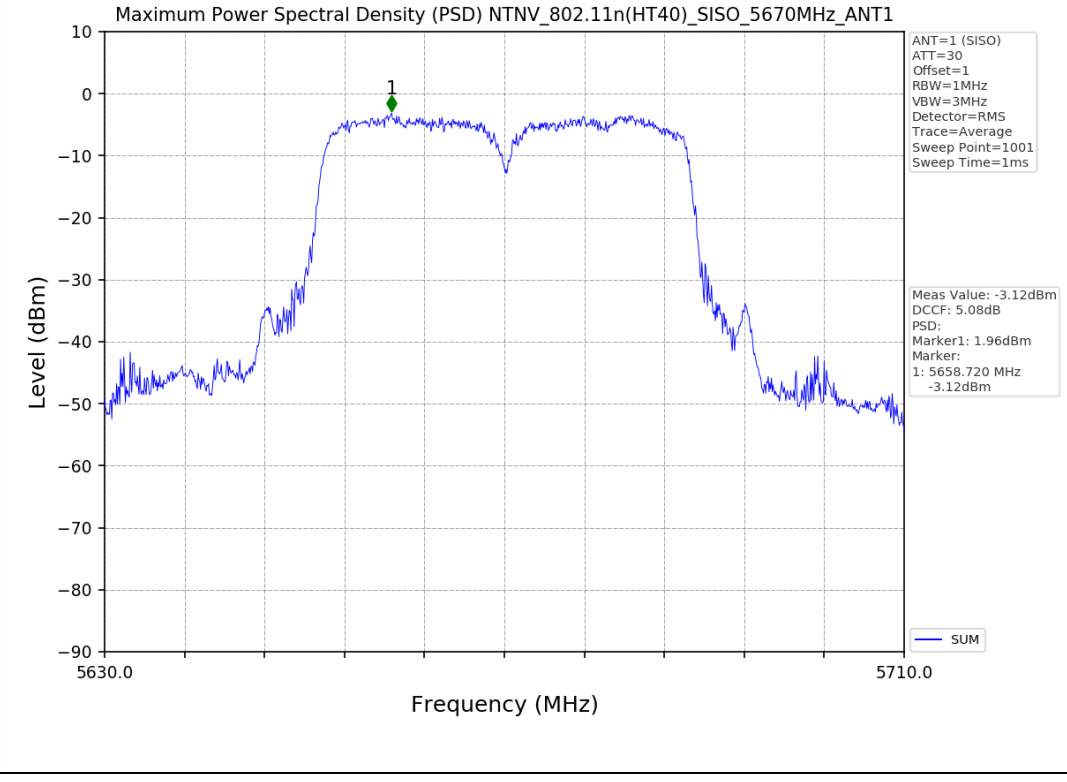
Maximum Power Spectral Density (PSD) NTNV_802.11n(HT40)_SISO_5670MHz_ANT1
ANT=1 (SISO)
ATT=30
Offset=1
RBW=1MHz
VBW=3MHz
Detector=RMS
Trace=Average
Sweep Point=1001
Sweep Time=1ms
Meas Value: -3.12dBm
DCCF: 5.08dB
PSD:
Marker1: 1.96dBm
Marker:
1: 5658.720 MHz
-3.12dBm
SUM
Level (dBm)
Frequency (MHz)
5630.0
5710.0

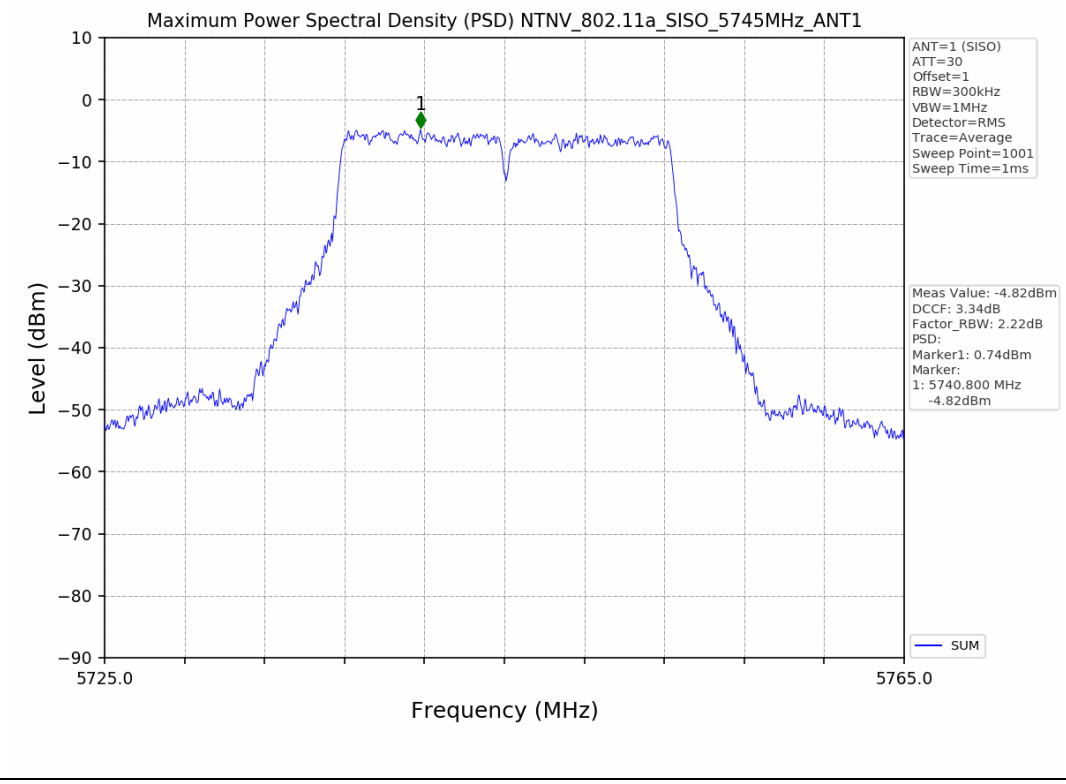
Maximum Power Spectral Density (PSD) NTNV_802.11a_SISO_5745MHz_ANT1
Level (dBm)
Frequency (MHz)
5725.0
5765.0
10
0
−10
−20
−30
−40
−50
−60
−70
−80
−90
1
ANT=1 (SISO)
ATT=30
Offset=1
RBW=300kHz
VBW=1MHz
Detector=RMS
Trace=Average
Sweep Point=1001
Sweep Time=1ms
Meas Value: -4.82dBm
DCCF: 3.34dB
Factor_RBW: 2.22dB
PSD:
Marker1: 0.74dBm
Marker:
1: 5740.800 MHz
-4.82dBm
SUM

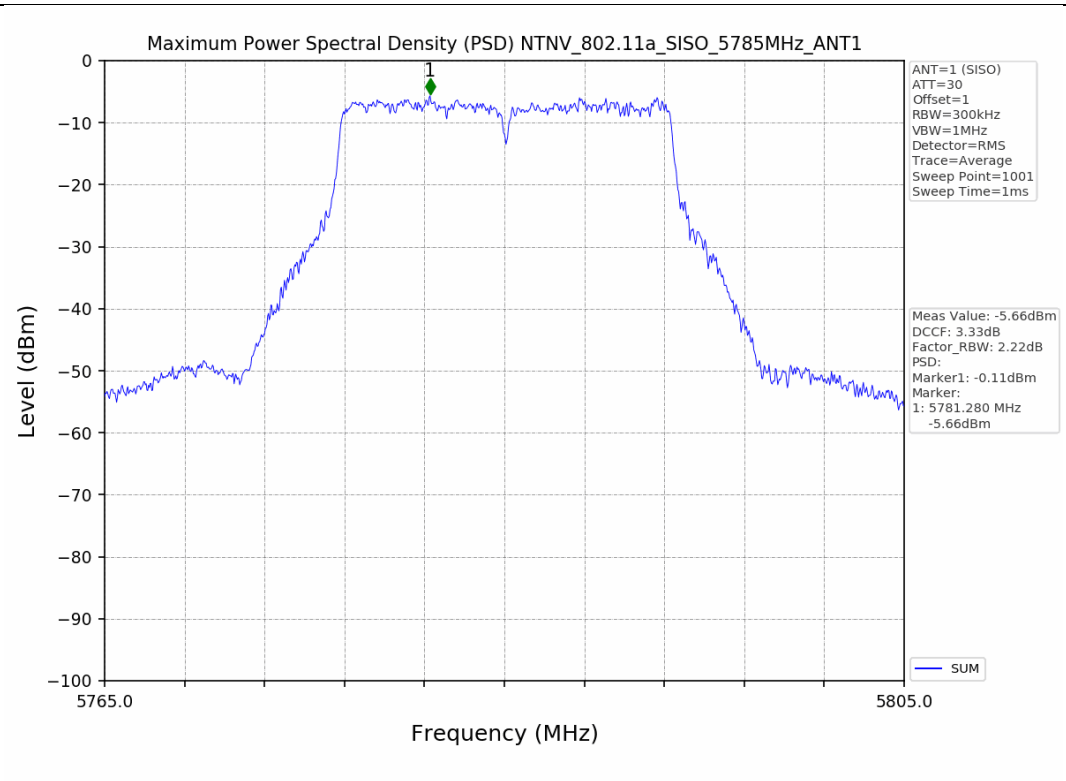
Maximum Power Spectral Density (PSD) NTNV_802.11a_SISO_5785MHz_ANT1
Level (dBm)
Frequency (MHz)
5765.0
5805.0
0
−10
−20
−30
−40
−50
−60
−70
−80
−90
−100
1
ANT=1 (SISO)
ATT=30
Offset=1
RBW=300kHz
VBW=1MHz
Detector=RMS
Trace=Average
Sweep Point=1001
Sweep Time=1ms
Meas Value: -5.66dBm
DCCF: 3.33dB
Factor_RBW: 2.22dB
PSD:
Marker1: -0.11dBm
Marker:
1: 5781.280 MHz
-5.66dBm
SUM

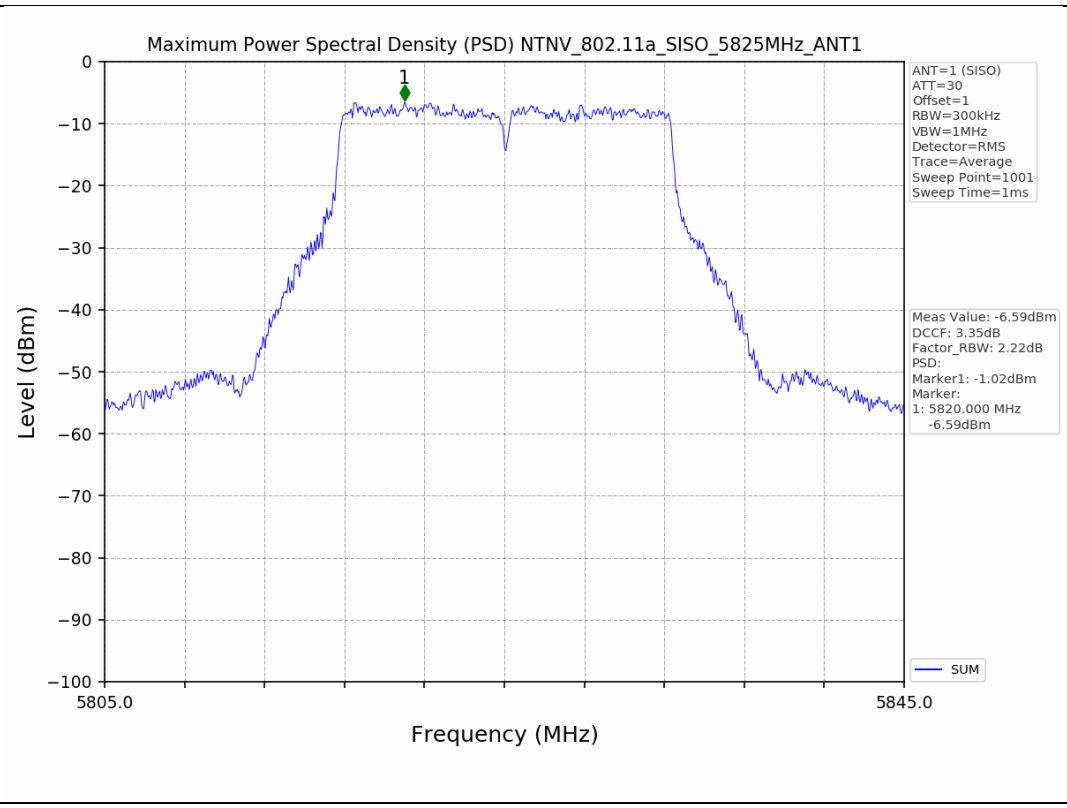
Maximum Power Spectral Density (PSD) NTNV_802.11a_SISO_5825MHz_ANT1
Level (dBm)
Frequency (MHz)
5805.0
5845.0
ANT=1 (SISO)
ATT=30
Offset=1
RBW=300kHz
VBW=1MHz
Detector=RMS
Trace=Average
Sweep Point=1001
Sweep Time=1ms
Meas Value: -6.59dBm
DCCF: 3.35dB
Factor_RBW: 2.22dB
PSD:
Marker1: -1.02dBm
Marker:
1: 5820.000 MHz
-6.59dBm
SUM

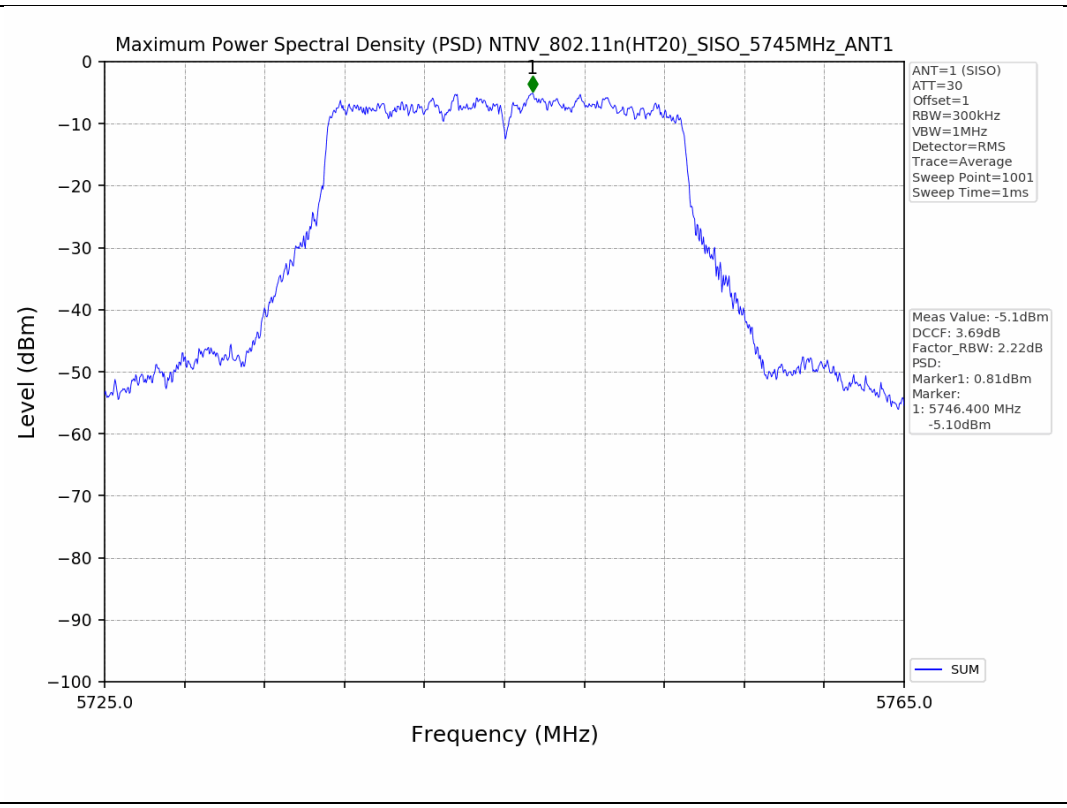
Maximum Power Spectral Density (PSD) NTNV_802.11n(HT20)_SISO_5745MHz_ANT1
Level (dBm)
Frequency (MHz)
5725.0
5765.0
ANT=1 (SISO)
ATT=30
Offset=1
RBW=300kHz
VBW=1MHz
Detector=RMS
Trace=Average
Sweep Point=1001
Sweep Time=1ms
Meas Value: -5.1dBm
DCCF: 3.69dB
Factor_RBW: 2.22dB
PSD:
Marker1: 0.81dBm
Marker:
1: 5746.400 MHz
-5.10dBm
SUM

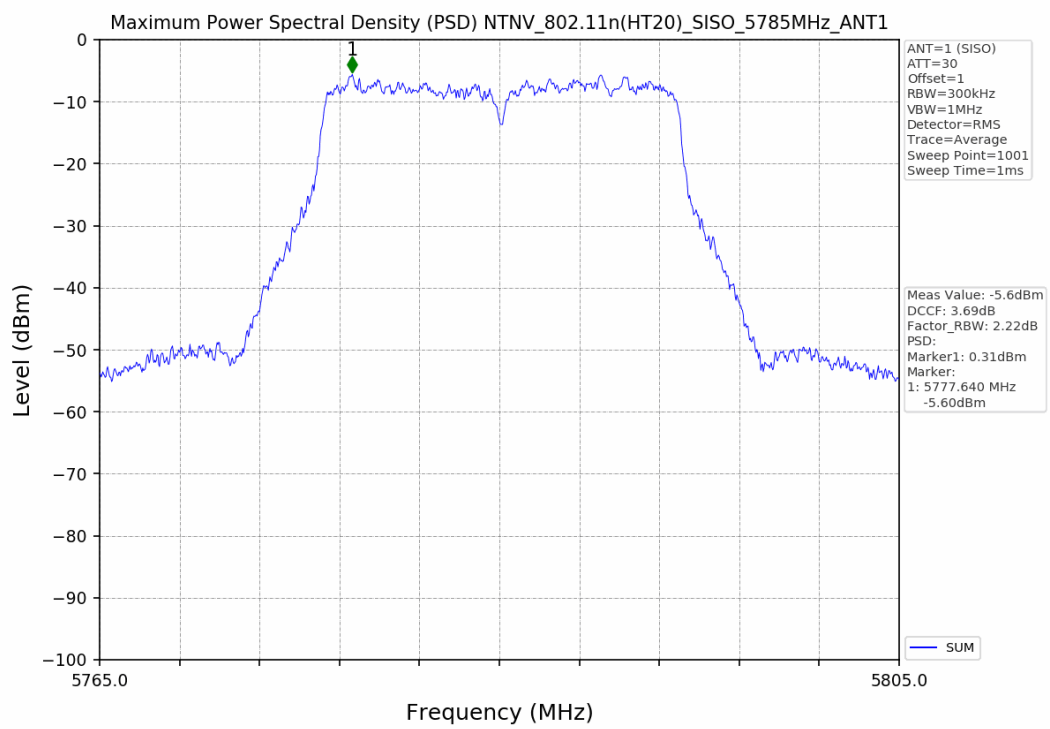
Maximum Power Spectral Density (PSD) NTNV_802.11n(HT20)_SISO_5785MHz_ANT1
Level (dBm)
Frequency (MHz)
5765.0
5805.0
ANT=1 (SISO)
ATT=30
Offset=1
RBW=300kHz
VBW=1MHz
Detector=RMS
Trace=Average
Sweep Point=1001
Sweep Time=1ms
Meas Value: -5.6dBm
DCCF: 3.69dB
Factor_RBW: 2.22dB
PSD:
Marker1: 0.31dBm
Marker:
1: 5777.640 MHz
-5.60dBm
SUM

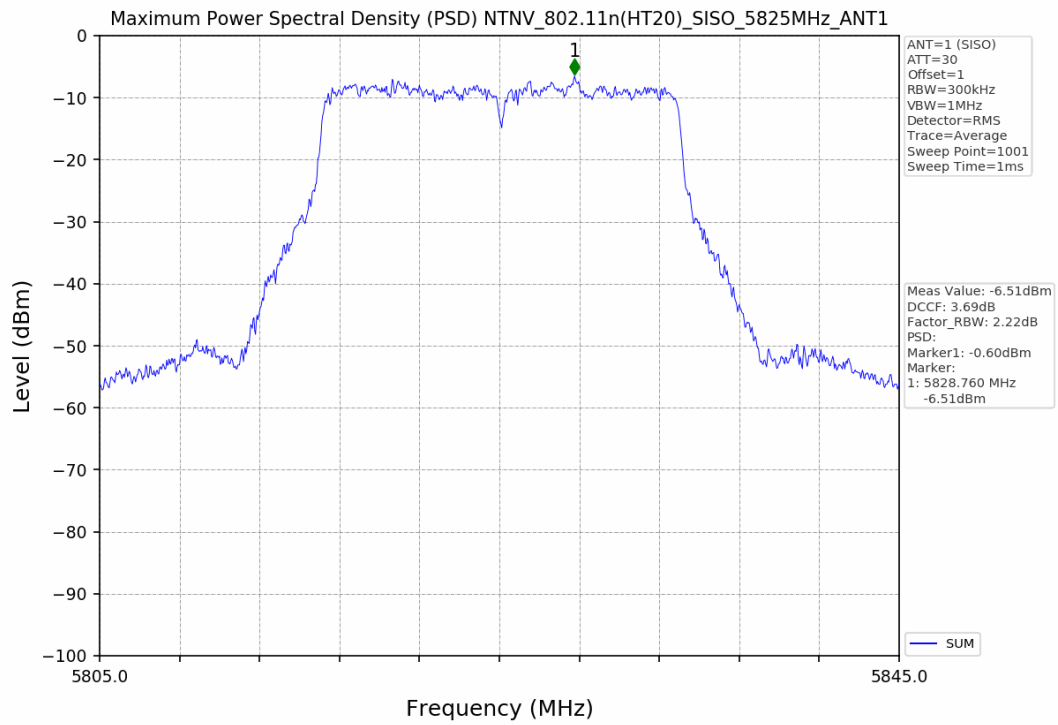
Maximum Power Spectral Density (PSD) NTNV_802.11n(HT20)_SISO_5825MHz_ANT1
Level (dBm)
Frequency (MHz)
5805.0
5845.0
ANT=1 (SISO)
ATT=30
Offset=1
RBW=300kHz
VBW=1MHz
Detector=RMS
Trace=Average
Sweep Point=1001
Sweep Time=1ms
Meas Value: -6.51dBm
DCCF: 3.69dB
Factor_RBW: 2.22dB
PSD:
Marker1: -0.60dBm
Marker:
1: 5828.760 MHz
-6.51dBm
SUM

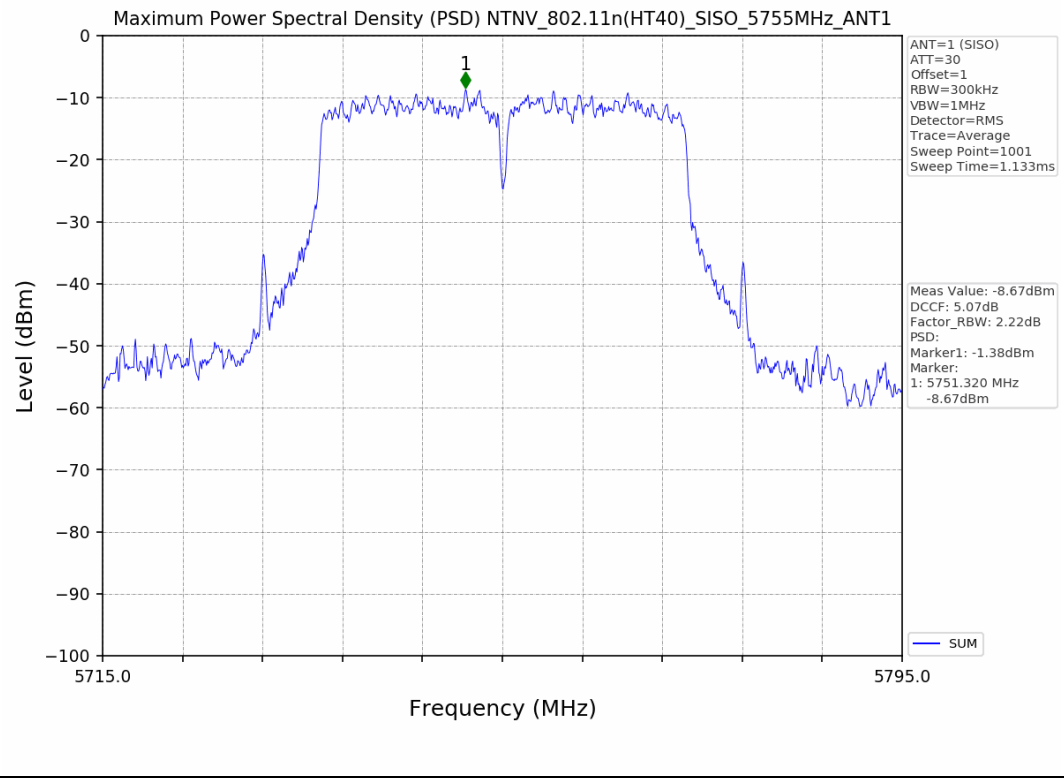
Maximum Power Spectral Density (PSD) NTNV_802.11n(HT40)_SISO_5755MHz_ANT1
ANT=1 (SISO)
ATT=30
Offset=1
RBW=300kHz
VBW=1MHz
Detector=RMS
Trace=Average
Sweep Point=1001
Sweep Time=1.133ms
Meas Value: -8.67dBm
DCCF: 5.07dB
Factor_RBW: 2.22dB
PSD:
Marker1: -1.38dBm
Marker:
1: 5751.320 MHz
-8.67dBm
SUM
Level (dBm)
Frequency (MHz)
5715.0
5795.0

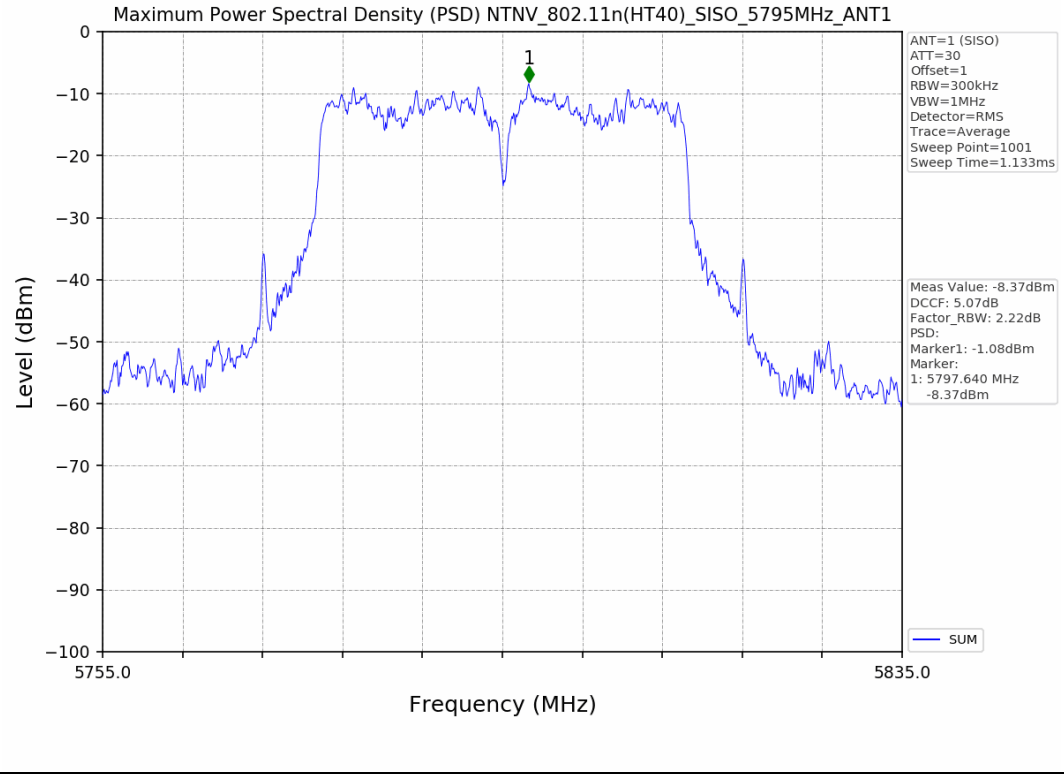
Maximum Power Spectral Density (PSD) NTNV_802.11n(HT40)_SISO_5795MHz_ANT1
ANT=1 (SISO)
ATT=30
Offset=1
RBW=300kHz
VBW=1MHz
Detector=RMS
Trace=Average
Sweep Point=1001
Sweep Time=1.133ms
Meas Value: -8.37dBm
DCCF: 5.07dB
Factor_RBW: 2.22dB
PSD:
Marker1: -1.08dBm
Marker:
1: 5797.640 MHz
-8.37dBm
SUM
Level (dBm)
Frequency (MHz)
5755.0
5835.0

4. Frequency Stability

4.1 Test Result

Reference Frequency: 802.11a channel=36 frequency=5180MHz					
Voltage (V)	Temperature (℃)	Frequency error		Limit (ppm)	Result
		Hz	ppm		
5.0	-30	45.6	8.60	Within the band of operation	Pass
	-20	66.7	12.57		
	-10	79.4	15.21		
	0	83.2	16.04		
	10	83.7	16.08		
	20	65.7	12.52		
	30	52.8	10.32		
	40	56.8	10.86		
	50	50.1	9.63		
5.5	25	90.6	17.41		
4.5	25	45.6	8.88		

Reference Frequency: 802.11a channel=52 frequency=5260MHz					
Voltage (V)	Temperature (℃)	Frequency error		Limit (ppm)	Result
		Hz	ppm		
5.0	-30	45.2	7.78	Within the band of operation	Pass
	-20	66.5	11.76		
	-10	79.3	14.32		
	0	83.1	15.89		
	10	83.6	16.03		
	20	65.5	11.83		
	30	52.4	10.08		
	40	56.7	10.56		
	50	50.3	9.42		
5.5	25	90.4	16.88		
4.5	25	45.6	8.92		

Reference Frequency: 802.11a channel=100 frequency=5500MHz					
Voltage (V)	Temperature (℃)	Frequency error		Limit (ppm)	Result
		Hz	ppm		
5.0	-30	68.9	12.56	Within the band of operation	Pass
	-20	61.2	10.82		
	-10	75.6	13.59		
	0	82.8	15.48		
	10	72.0	12.86		
	20	70.6	11.72		
	30	80.8	14.65		
	40	99.1	18.24		
	50	65.4	11.65		
5.5	25	67.5	12.18		
4.5	25	92.3	18.07		

Reference Frequency: 802.11a channel=149 frequency=5745MHz					
Voltage (V)	Temperature (℃)	Frequency error		Limit (ppm)	Result
		Hz	ppm		
5.0	-30	69.8	13.42	Within the band of operation	Pass
	-20	61.0	11.75		
	-10	76.6	14.68		
	0	83.2	16.02		
	10	72.3	13.85		
	20	71.1	13.74		
	30	81.6	15.72		
	40	99.5	19.18		
	50	65.6	12.61		
5.5	25	68.0	13.10		
4.5	25	93.7	16.02		