Model:LPTWCP01

User Manual

Accessories:
Wireless transmitter ×1
Type c-usb data cable ×1
User manual ×1

Note:

Thank you for your acquisition of this ultra slim, light and portable wireless transmitter, compatible with all Qi devices like Samsung S7/S7 edge,Samsung S8/S8 edge, iPhone8, iPhone8 plus, iPhone X, etc.

For optimum performance and safety, please read this manual carefully before using this product

Specifications:

Input : 5V/2A ; 9V/2A ;12V /1.67A
Wireless Output : 5V/1A ; 9V/0.83A ; 9V/1.12A ; 9V /1.67A
Product Size: Ø100 x 7.4mm
Charging Efficiency: ≥ 65%
Transmission Distance: ≤ 6mm

此处有更改

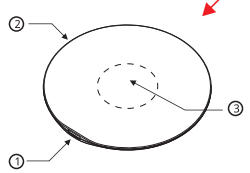

① Input port
② LED indicator
③ Transmitter

How to Use

Charging your wireless transmitter

1.Charge your wireless transmitter via included Type c-usb data cable.The red LED indicator will be on when plugged into a power adapter, or charge with other power source.
2.Make sure there is no any clutter on the wireless transmitter.
3.Wireless transmitter is ready for your mobile device.

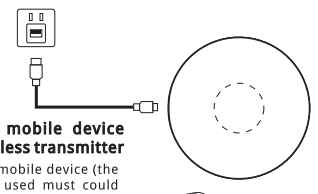

Charging mobile device from wireless transmitter

1.Put your mobile device (the phone you used must could support the wireless charging or your phone are equipped with wireless receiver chip) on the wireless transmitter.

2.When your mobile device is being charged, the Blue LED indicator will keep on.

3.When your mobile device is fully charged, the Blue and Red indicator off.

4. When the red LED or blue LED indicator flashes quickly, that means there is improper operation.

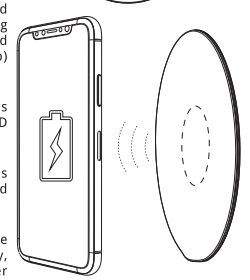

When your wireless transmitter working improperly

- Clean the clutters on the wireless transmitter.
- When the wireless transmitter is over-heating, take your mobile device away from your wireless transmitter.And the transmitter will stop charging automatically when over-heating. Please try charging again when the wireless transmitter cooling down.

Remarks

1.The wattage of the power adapter you used need more than 7.5W, We suggest you use the adapter with 5V/2A output.
2.It's normal that this charger and your smart phone will be hot under operating conditions,and it may be more hotter when charging and using at the same time(such as looping music).

20190523 文档有更新 请注意

品名：	Super-15W-中性说明书	**规格：**	128g 双铜 黑白 正反印刷 尺寸：60x100 mm
版本：	20190523		
制作：	李志敏		
料号：			

10-0105-0229	Super 15W说明书 中性	128g铜板纸/单色双面印刷/60*100mm

C/ / ² I·NJyλyƎ {űI·űŜY˙Ŝyű

/KI·yƎŜă 2NJ Y˙2ŘλŦλŎI·űλ2yã y2ű ŜÈLJNJŜăăťè I·LJLJNJ2ØŜŘ ōè űKŜ LJI·NJűè NJŜăLJ2yãλōťŜ Ŧ2NJ Ŏ2Y˙LJťλI·yŎŜ Ŏ2dzťŘ Ø2λŘ űKŜ dzăŜNJΩã I·dzűK2NJλűè

ű2 2LJŜNJI·űŜ űKŜ ŜIjdzλLJY˙Ŝyűφ ¢Kλă ŜIjdzλLJY˙Ŝyű KI·ă ōŜŜy˙űŜăűŜŘ I·yŘ Ŧ2dzyŘ ű2 Ŏ2Y˙LJťè øλűK űKŜ ťλY˙λűă Ŧ2NJ I· /ťI·ăă . ŘλƎλűI·ť ŘŜØλŎŜΣ

LJdzNJăd zI·yű ű2 tI·NJű мp 2Ŧ űKŜ C/ / wdzťŜăφ ¢KŜăŜ ťλY˙λűă I·NJŜ ŘŜăλƎyŜŘ ű2 LJNJ2ØλŘŜ NJŜI·ă2yI·ōťŜ LJNJ2űŜŎűλ2y˙ I·ƎI·λyãű KI·NJY˙Ŧdzť

λyűŜNJŦŜNJŜyŎŜ λy˙ I· NJŜăλŘŜyűλI·ť λyãűI·ťťI·űλ2yφ ¢Kλă ŜIjdzλLJY˙Ŝyű ƎŜyŜNJI·űŜă dzăŜă I·yŘ ŎI·y˙ NJI·ŘλI·űŜ NJI·Řλ2 ŦNJŜIjdzŜyŎè ŜyŜNJƎè I·yŘΣ λŦ y2ű

λyãűI·ťťŜŘ I·yŘ dzăŜŘ λy˙ I·ŎŎ2NJŘI·yŎŜ øλűK űKŜ λyãűNJdzŎűλ2yãΣ Y˙I·è ŎI·dzăŜ KI·NJY˙Ŧdzť λyűŜNJŦŜNJŜyŎŜ ű2 NJI·Řλ2 Ŏ2Y˙Y˙dzyλŎI·űλ2yãφ

I2øŜØŜNJΣ űKŜNJŜ λă y2 ƎdzI·NJI·yűŜŜ űKI·ű λyűŜNJŦŜNJŜyŎŜ øλťť y2ű 2ŎŎdzNJ λy˙ I· LJI·NJűλŎdzťI·NJ λyãűI·ťťI·űλ2yφ LŦ űKλă ŜIjdzλLJY˙Ŝyű Ř2Ŝă ŎI·dzăŜ

KI·NJY˙Ŧdzť λyűŜNJŦŜNJŜyŎŜ ű2 NJI·Řλ2 2NJ űŜťŜØλăλ2y˙ NJŜŎŜLJűλ2yΣ øKλŎK ŎI·y˙ ōŜ ŘŜűŜNJY˙λyŜŘ ōè űdzNJyλyƎ űKŜ ŜIjdzλLJY˙Ŝyű 2ŦŦ I·yŘ 2yΣ űKŜ

dzăŜNJ λă ŜyŎ2dzNJI·ƎŜŘ ű2 ûNJè ű2 Ŏ2NJNJŜŎű űKŜ λyűŜNJŦŜNJŜyŎŜ ōè 2yŜ 2NJ Y˙2NJŜ 2Ŧ űKŜ Ŧ2ťť2øλyƎ Y˙ŜI·ăd zNJŜăY

- - wŜ2NJλŜyű 2NJ NJŜť2ŎI·űŜ űKŜ NJŜŎŜλØλyƎ I·yűŜyyI·φ
- - LyŎNJŜI·ăŜ űKŜ ăŜLJI·NJI·űλ2y˙ōŜűøŜŜy˙űKŜ ŜIjdzλLJY˙Ŝyű I·yŘ NJŜŎŜλØŜNJφ
- - /2yyŜŎű űKŜ ŜIjdzλLJY˙Ŝyű λyű2 I·y˙2dzűťŜű 2y˙I· ŎλNJŎdzλű ŘλŦŦŜNJŜyű ŦNJ2Y˙ űKI·ű ű2 øKλŎK űKŜ NJŜŎŜλØŜNJ λă Ŏ2yyŜŎűŜŘφ
- - /2yãdzťű űKŜ ŘŜI·ťŜNJ 2NJ I·y˙ŜÈLJŜNJλŜyŎŜŘ NJI·Řλ2κ¢± ûŜŎKyλŎλI·y˙Ŧ2NJ KŜťLJφ

¢Kλă ŘŜØλŎŜ Ŏ2Y˙LJťλŜă øλűK LJI·NJű мp 2Ŧ űKŜ C/ / wdzťŜăφ hLJŜNJI·űλ2y˙λă ăd zō?ŜŎű ű2 űKŜ Ŧ2ťť2øλyƎ two conditions: (1) This device may not cause harmful interference, and (2) this device must accept any interference recei ved, including interference that may cause undesired operation.

RF Exposure Statement

To maintain compliance with FCC's RF Exposure guidelines, This equipment should be installed and operated with minimum distance of 20cm the radiator your body. This device and its antenna(s) must not be co-located or operation in conjunction with any other antenna or transmitter