# Appendix for 15.247

## 1. Bandwidth

### 1.1 Test Result

| Test Mode | Frequency (MHz) | TX Type | ANT No. | 6dB Bandwidth | | Verdict |
|---|---|---|---|---|---|---|
| | | | | Test Result (MHz) | Limits (MHz) | |
| 1M | 2402 | SISO | 1 | 0.731 | ≥0.5 | PASS |
| | 2440 | SISO | 1 | 0.696 | ≥0.5 | PASS |
| | 2480 | SISO | 1 | 0.704 | ≥0.5 | PASS |

| Test Mode | Frequency (MHz) | TX Type | ANT No. | 99% Occupied Bandwidth | |
|---|---|---|---|---|---|
| | | | | Test Result (MHz) | |
| 1M | 2402 | SISO | 1 | 1.045 | Only for Report Use |
| | 2440 | SISO | 1 | 1.040 | Only for Report Use |
| | 2480 | SISO | 1 | 1.045 | Only for Report Use |

### 1.2 Test Graph - 6dB Bandwidth

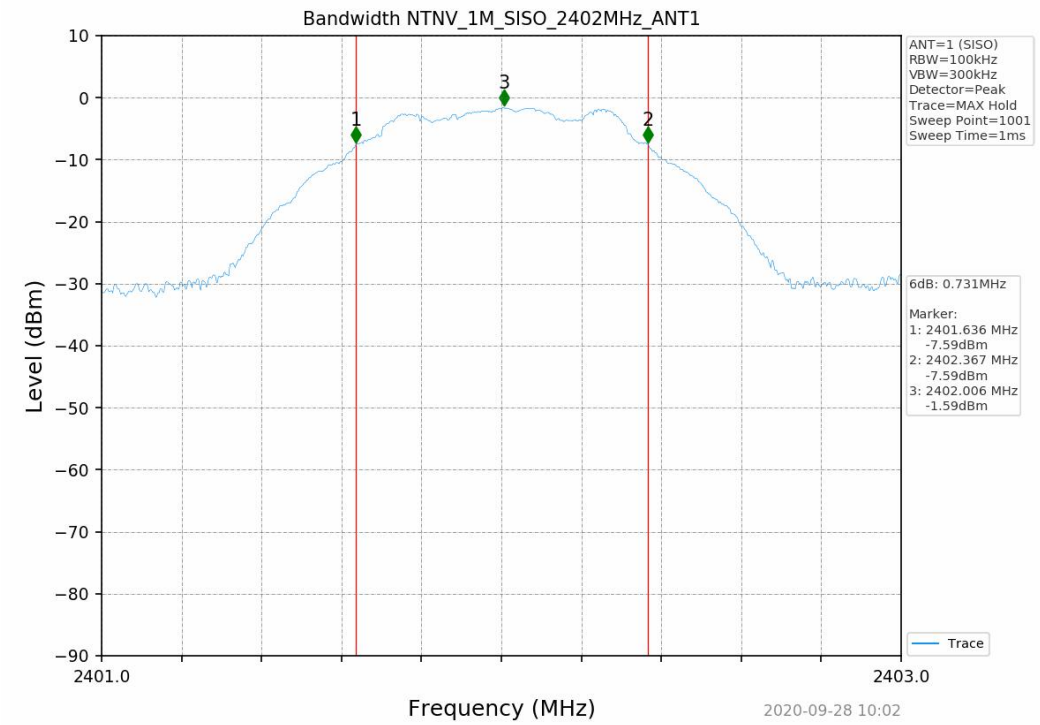

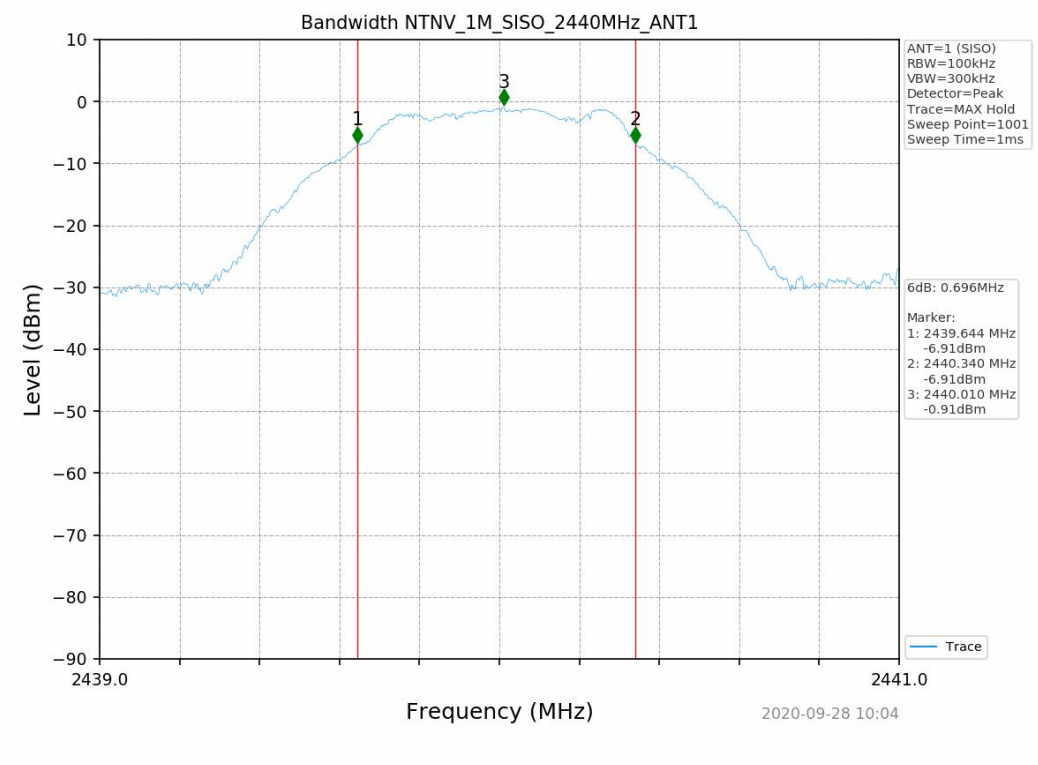
Bandwidth NTNV_1M_SISO_2440MHz_ANT1
ANT=1 (SISO)
RBW=100kHz
VBW=300kHz
Detector=Peak
Trace=MAX Hold
Sweep Point=1001
Sweep Time=1ms
6dB: 0.696MHz
Marker:
1: 2439.644 MHz
-6.91dBm
2: 2440.340 MHz
-6.91dBm
3: 2440.010 MHz
-0.91dBm
Trace
Level (dBm)
Frequency (MHz)
2439.0
2441.0
2020-09-28 10:04

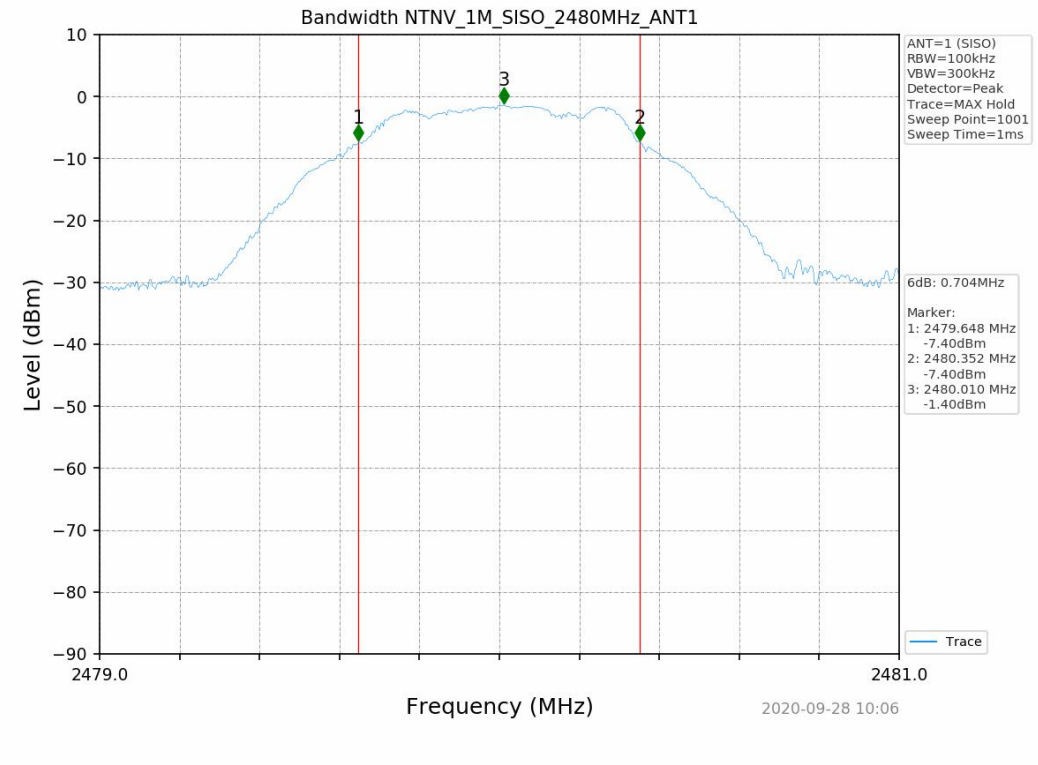
Bandwidth NTNV_1M_SISO_2480MHz_ANT1
ANT=1 (SISO)
RBW=100kHz
VBW=300kHz
Detector=Peak
Trace=MAX Hold
Sweep Point=1001
Sweep Time=1ms
6dB: 0.704MHz
Marker:
1: 2479.648 MHz
-7.40dBm
2: 2480.352 MHz
-7.40dBm
3: 2480.010 MHz
-1.40dBm
Trace
Level (dBm)
Frequency (MHz)
2479.0
2481.0
2020-09-28 10:06

## 1.3 Test Graph - 99% Occupied Bandwidth

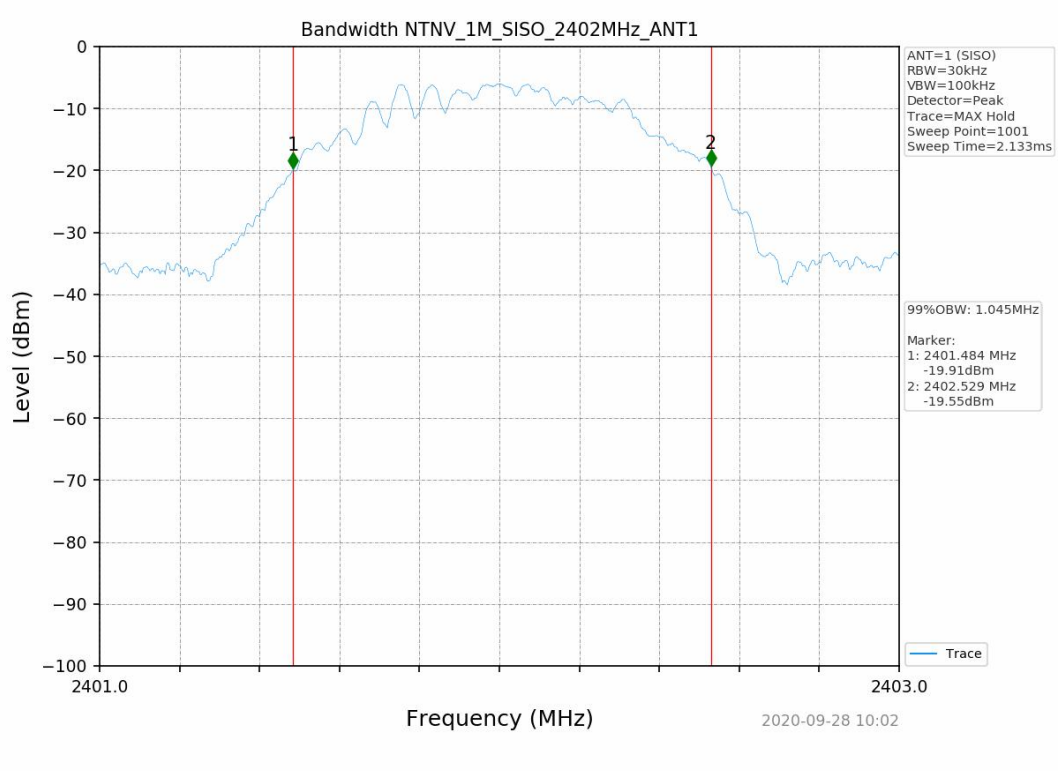


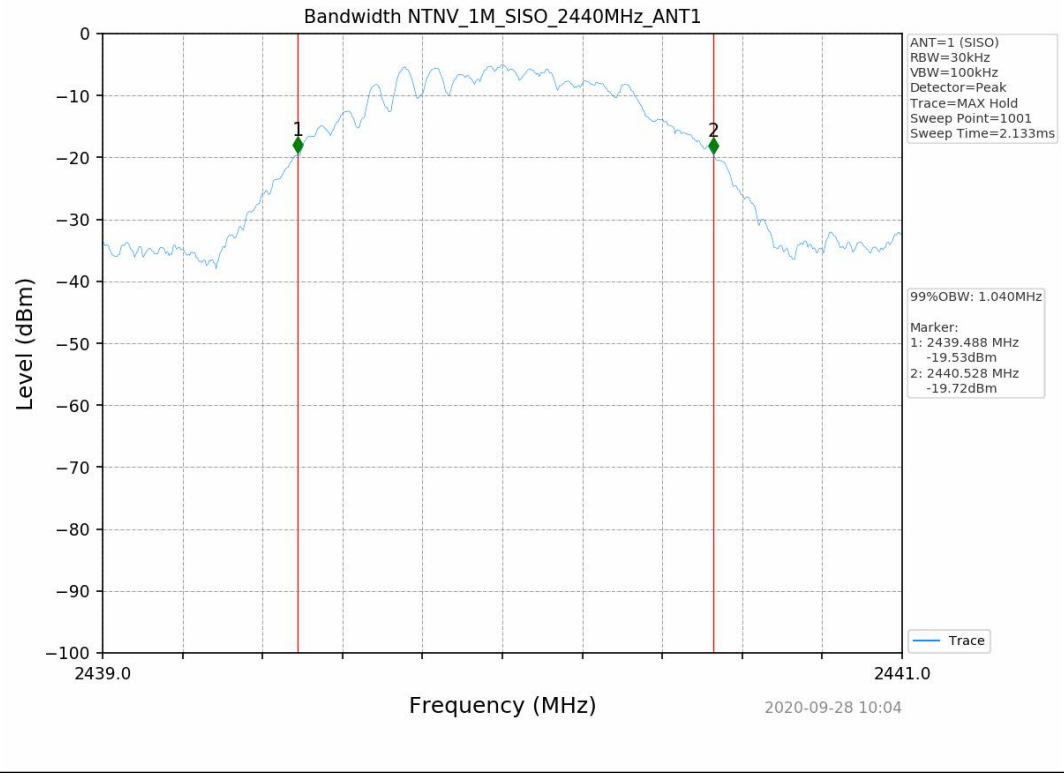

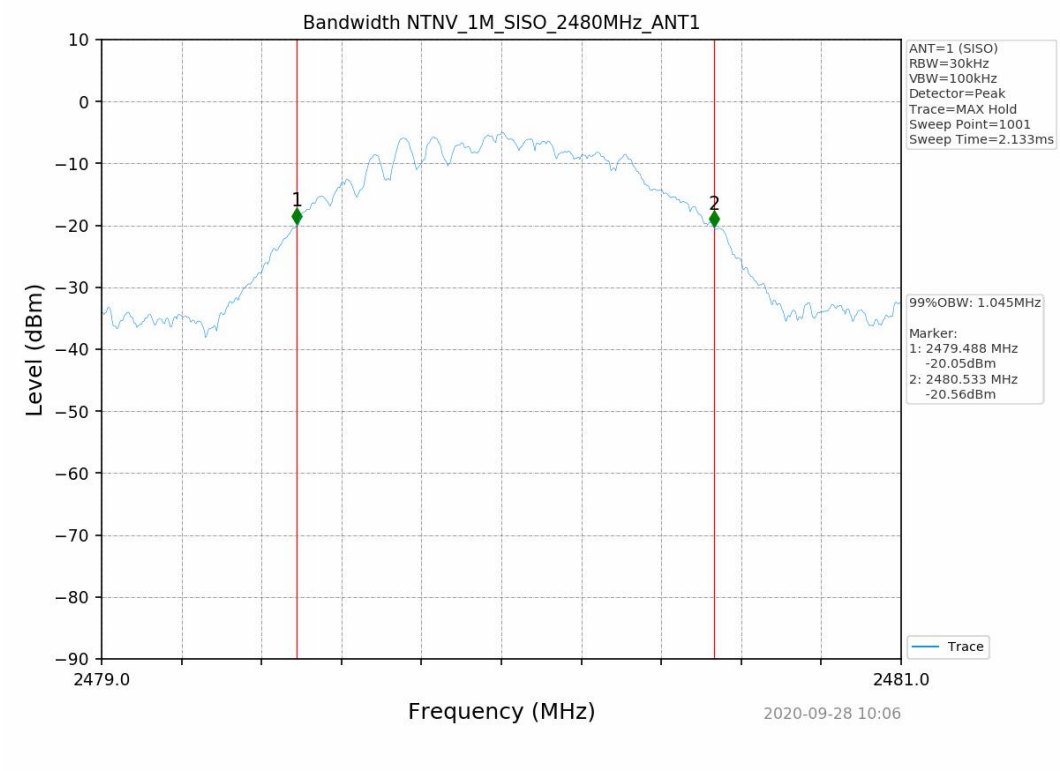


## 2. Maximum Conducted Output Power

### 2.1 Test Result

| Test Mode | Frequency (MHz) | Tx Type | Measured Peak Output Power (dBm) | Limits (dBm) | Verdict |
|---|---|---|---|---|---|
| | | | Ant 1 | | |
| 1M | 2402 | SISO | -0.21 | 30 | PASS |
| | 2440 | SISO | 0.38 | 30 | PASS |
| | 2480 | SISO | 0.05 | 30 | PASS |

## 2.2 Test Graph

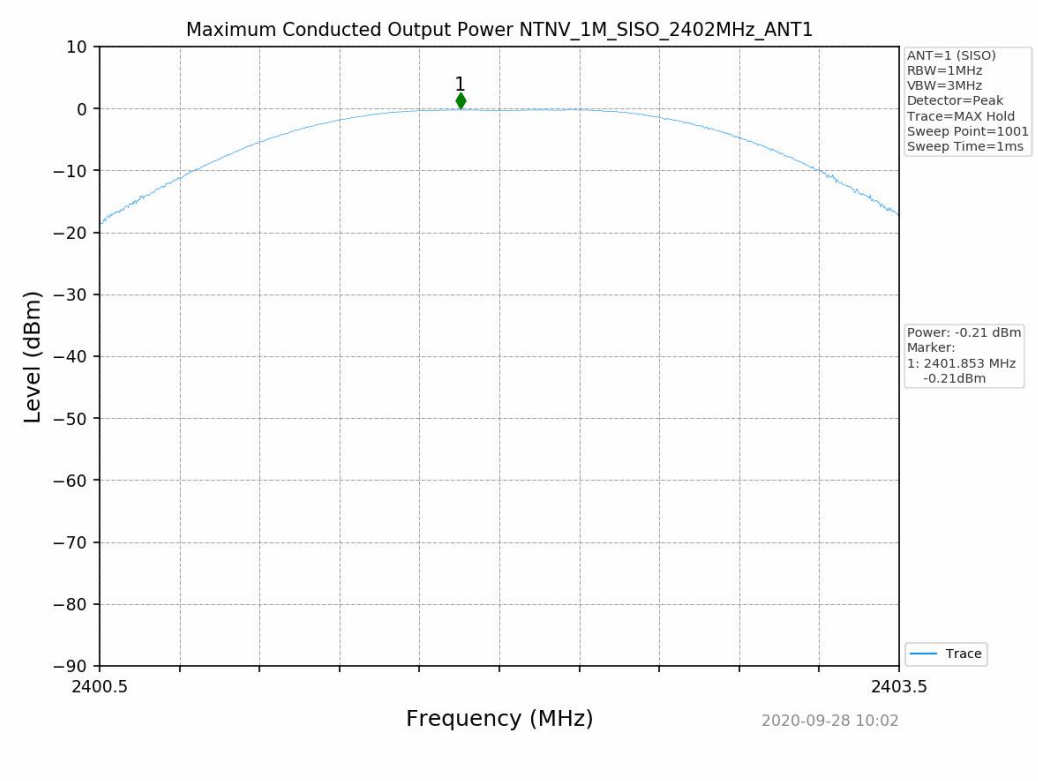


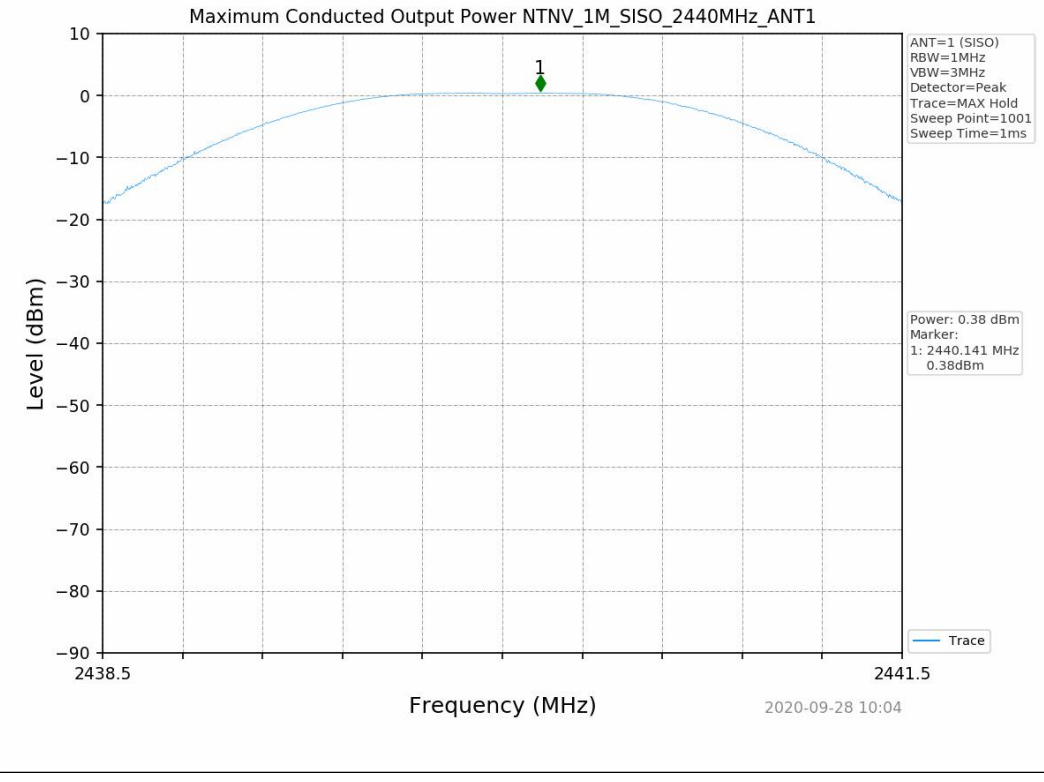

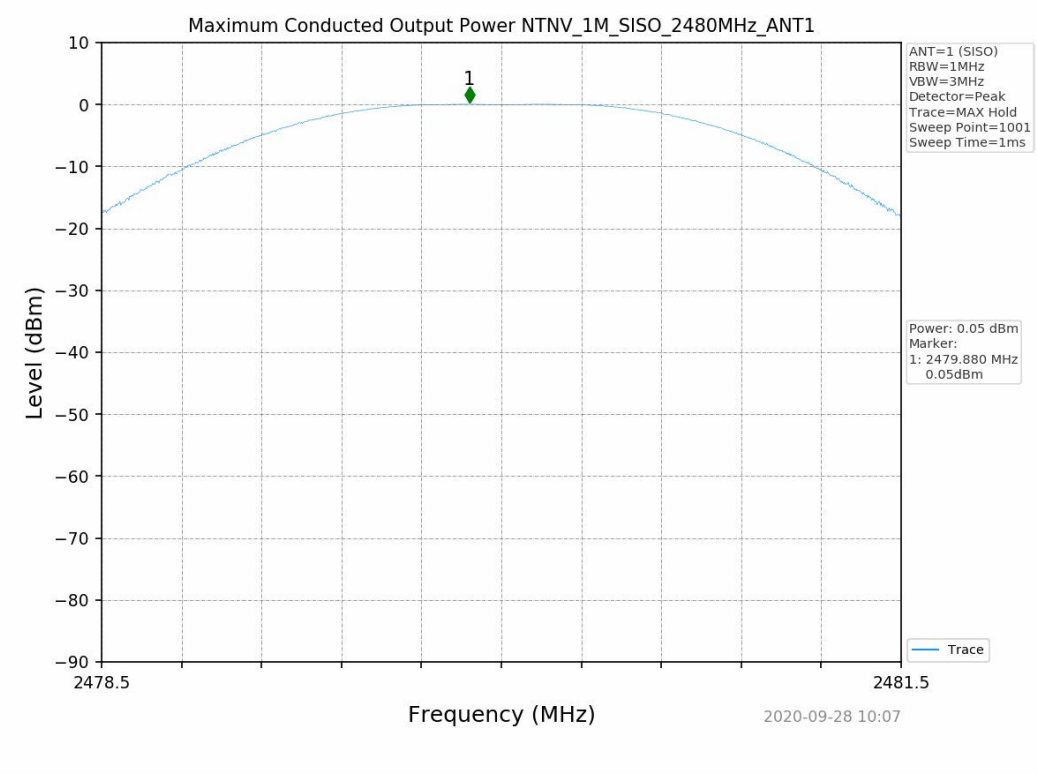


# 3. Maximum Power Spectral Density (PSD)

## 3.1 Test Result

| Test Mode | Frequency (MHz) | Tx Type | Maximum Power Spectral Density (dBm/3KHz) | Limits (dBm/3kHz) | Verdict |
|---|---|---|---|---|---|
| | | | Ant 1 | | |
| 1M | 2402 | SISO | -15.22 | ≤8 | PASS |
| | 2440 | SISO | -14.25 | ≤8 | PASS |
| | 2480 | SISO | -14.67 | ≤8 | PASS |

### 3.2 Test Graph

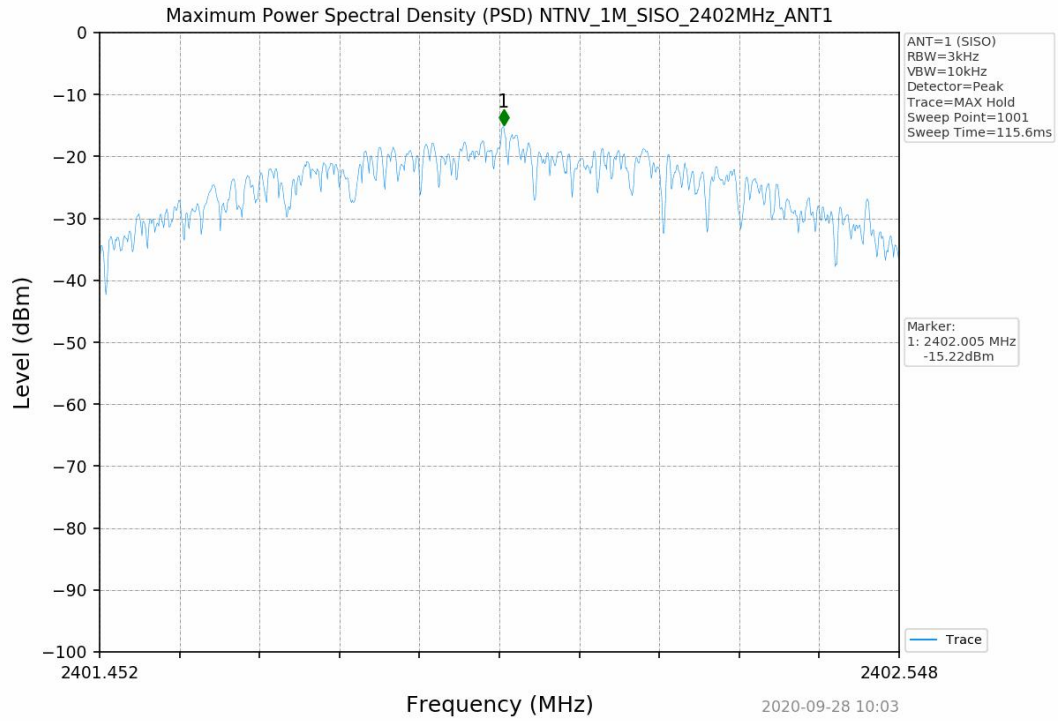


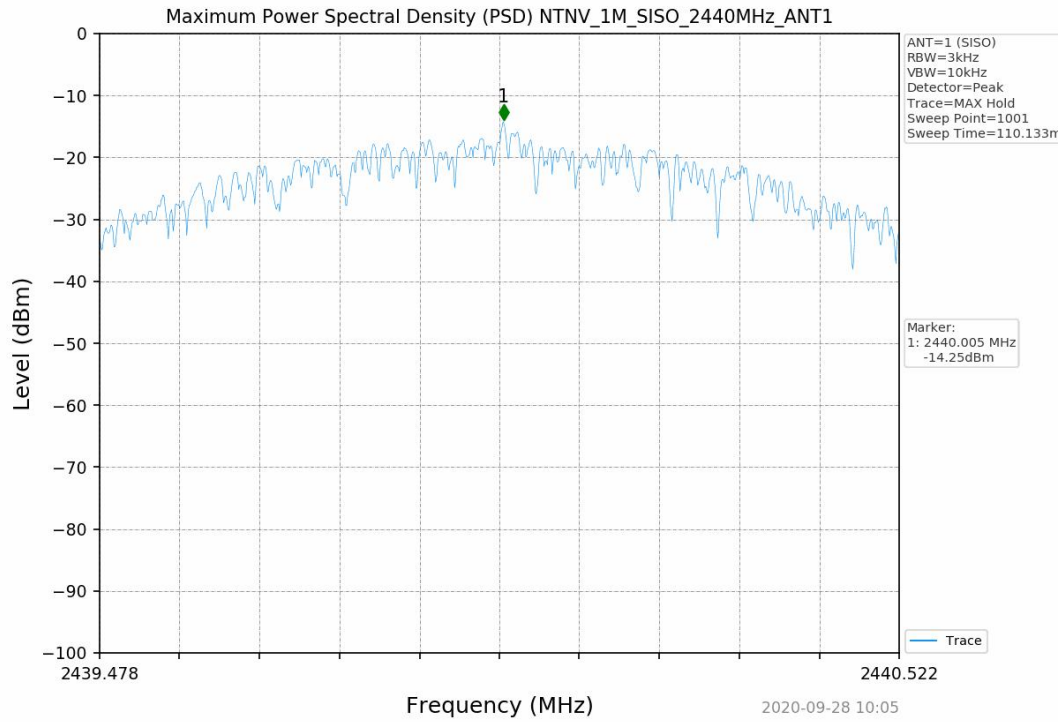

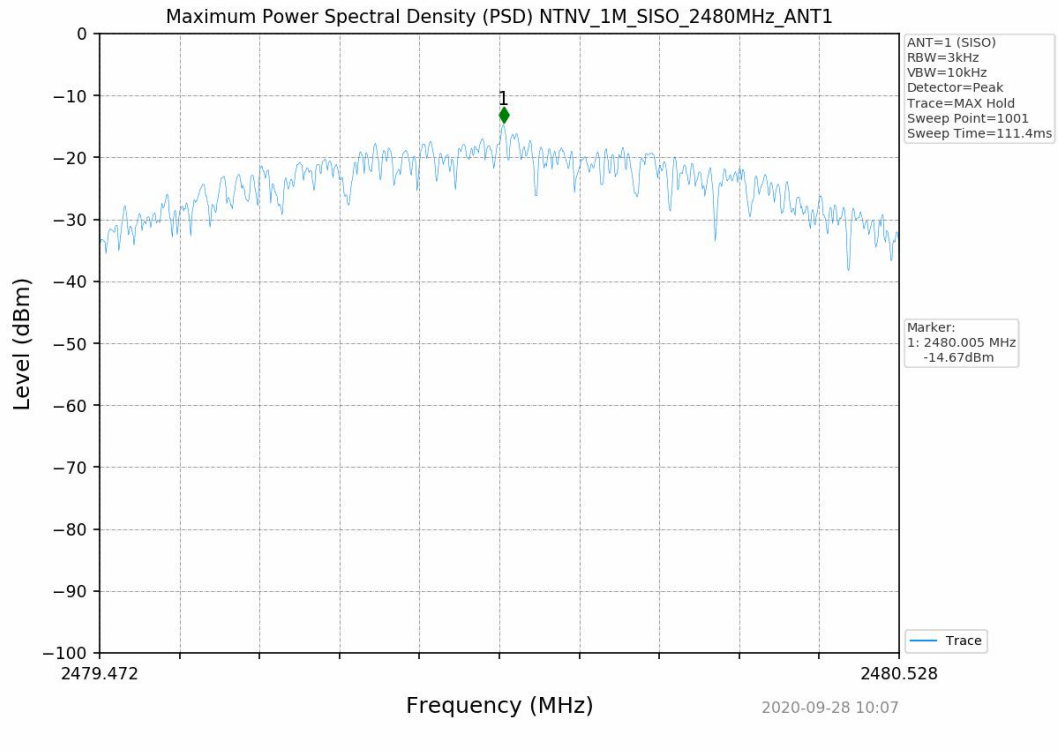


# 4. Unwanted Emissions in Non-restricted Frequency Bands

## 4.1 Test Result

| Test Mode | Frequency (MHz) | TX Type | ANT No. | Spurious Conducted Emission (dBm) | Limits (dBm) | Verdict |
|---|---|---|---|---|---|---|
| 1M | 2402 | SISO | 1 | Refer to test graph | -20.89 | PASS |
| | 2440 | SISO | 1 | Refer to test graph | -20.89 | PASS |
| | 2480 | SISO | 1 | Refer to test graph | -20.89 | PASS |

## 4.2 Test Graph

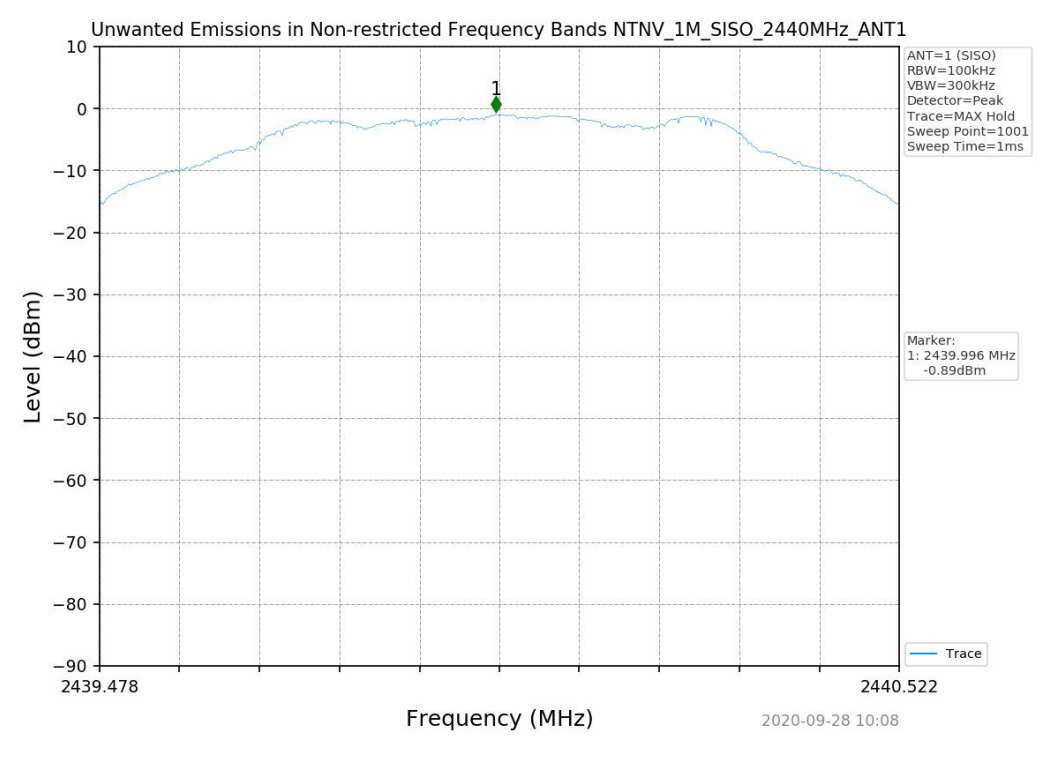


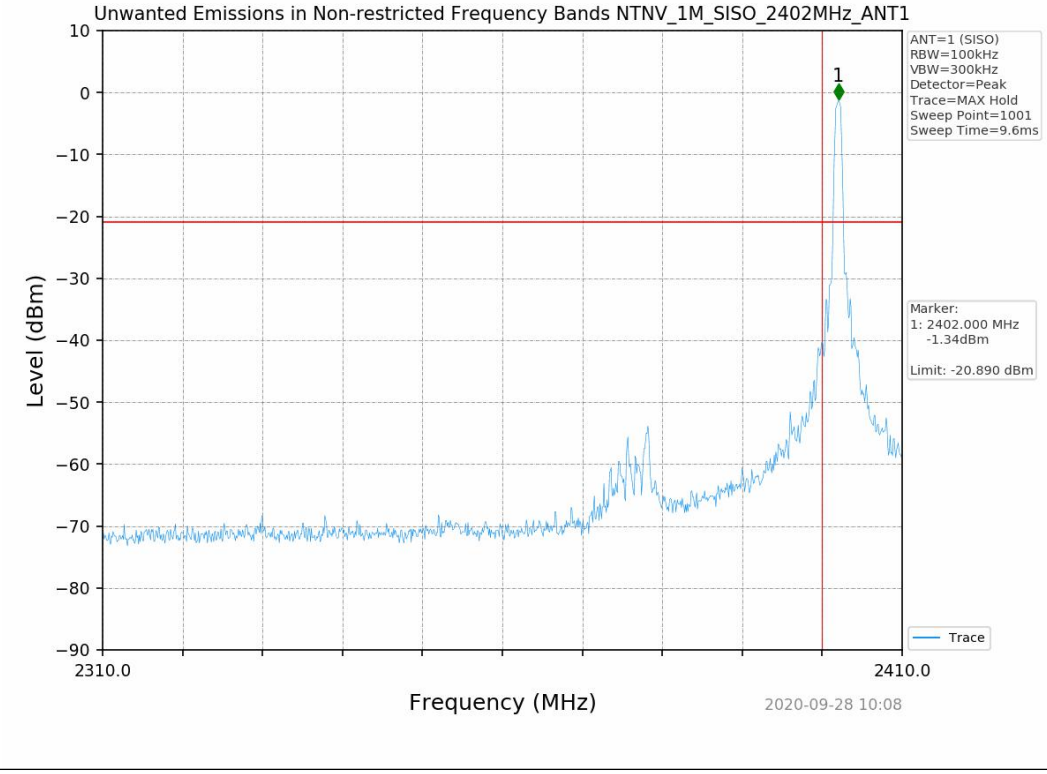

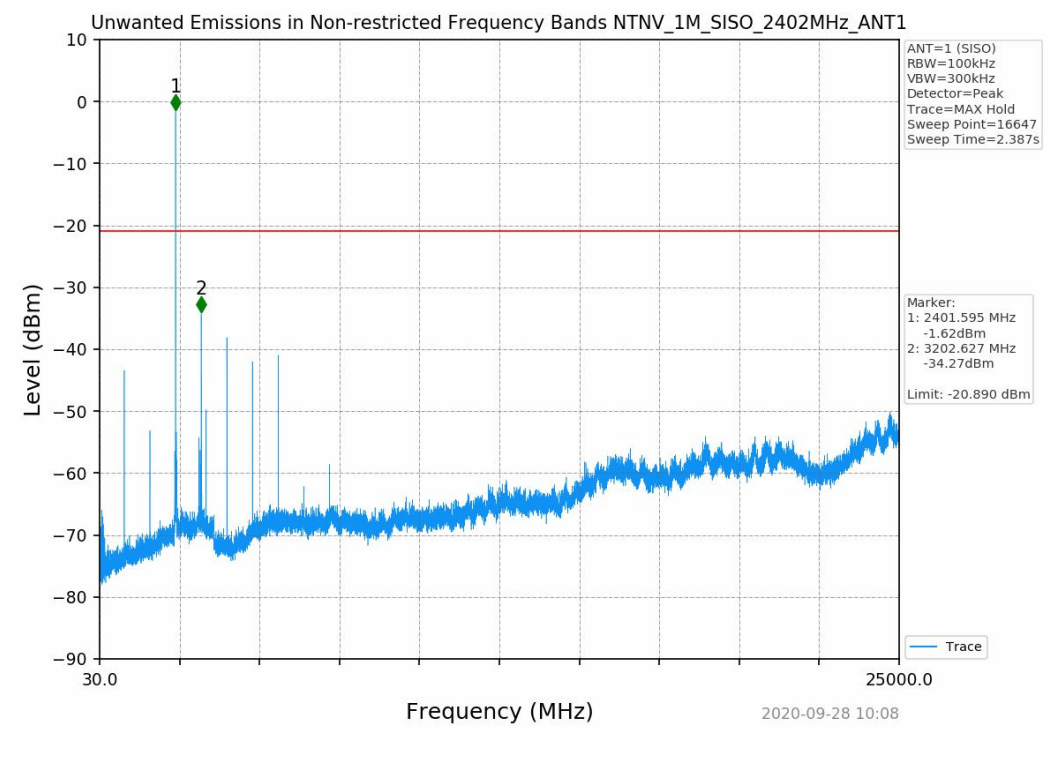
Unwanted Emissions in Non-restricted Frequency Bands NTNV_1M_SISO_2402MHz_ANT1
ANT=1 (SISO)
RBW=100kHz
VBW=300kHz
Detector=Peak
Trace=MAX Hold
Sweep Point=16647
Sweep Time=2.387s
Marker:
1: 2401.595 MHz
-1.62dBm
2: 3202.627 MHz
-34.27dBm
Limit: -20.890 dBm
Trace
Level (dBm)
Frequency (MHz)
30.0
25000.0
2020-09-28 10:08

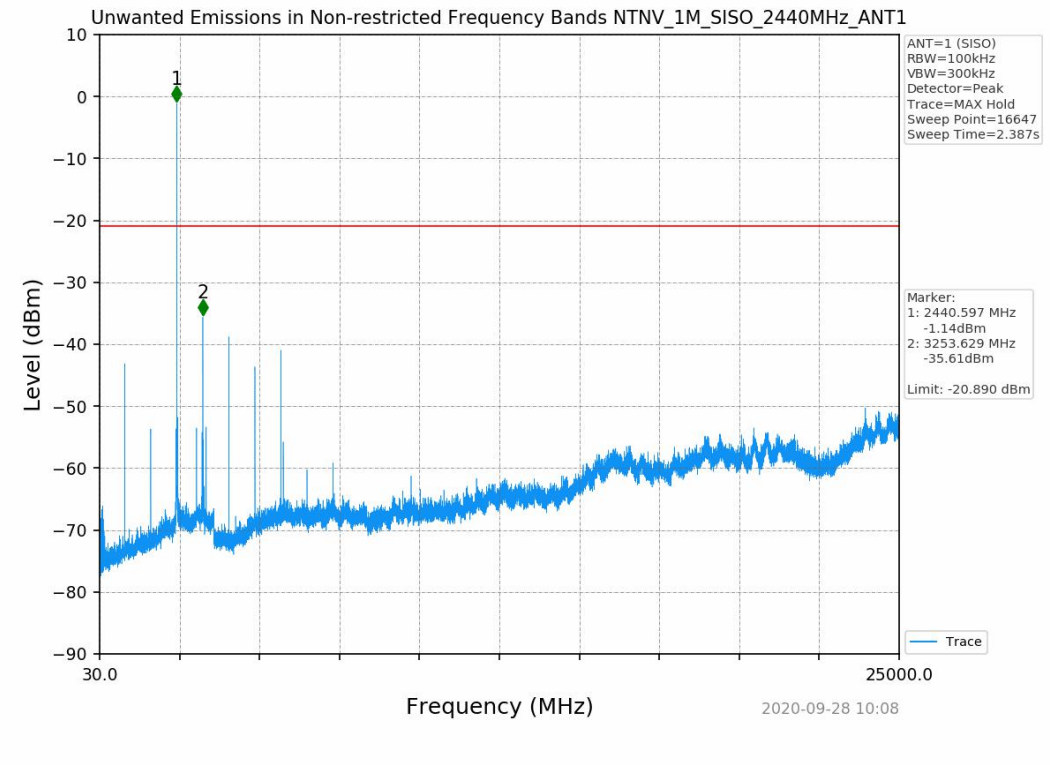
Unwanted Emissions in Non-restricted Frequency Bands NTNV_1M_SISO_2440MHz_ANT1
ANT=1 (SISO)
RBW=100kHz
VBW=300kHz
Detector=Peak
Trace=MAX Hold
Sweep Point=16647
Sweep Time=2.387s
Marker:
1: 2440.597 MHz
-1.14dBm
2: 3253.629 MHz
-35.61dBm
Limit: -20.890 dBm
Trace
Level (dBm)
Frequency (MHz)
30.0
25000.0
2020-09-28 10:08

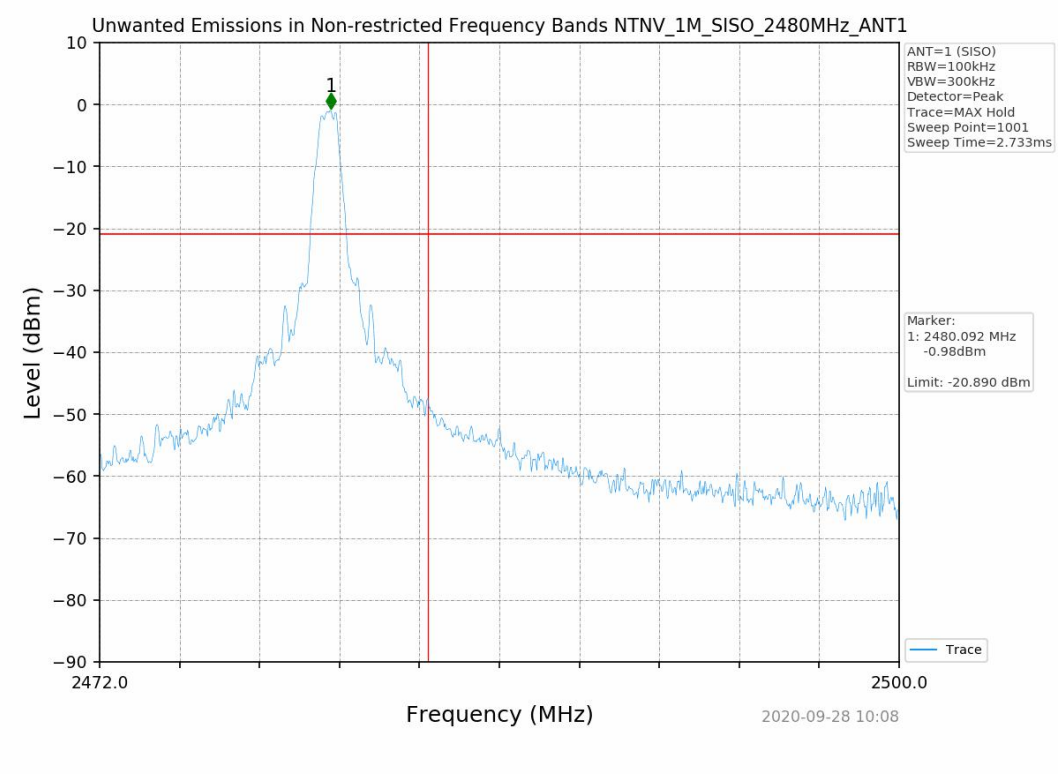
Unwanted Emissions in Non-restricted Frequency Bands NTNV_1M_SISO_2480MHz_ANT1
ANT=1 (SISO)
RBW=100kHz
VBW=300kHz
Detector=Peak
Trace=MAX Hold
Sweep Point=1001
Sweep Time=2.733ms
Marker:
1: 2480.092 MHz
-0.98dBm
Limit: -20.890 dBm
Trace
Level (dBm)
Frequency (MHz)
2472.0
2500.0
2020-09-28 10:08

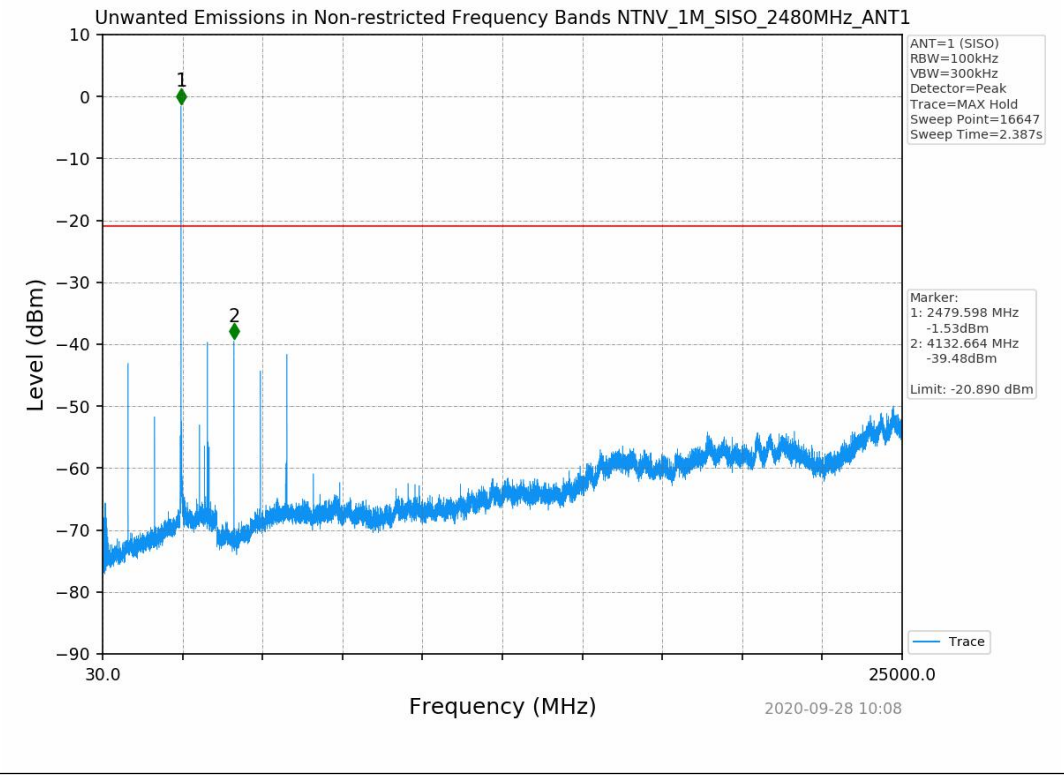
Unwanted Emissions in Non-restricted Frequency Bands NTNV_1M_SISO_2480MHz_ANT1
ANT=1 (SISO)
RBW=100kHz
VBW=300kHz
Detector=Peak
Trace=MAX Hold
Sweep Point=16647
Sweep Time=2.387s
Marker:
1: 2479.598 MHz
-1.53dBm
2: 4132.664 MHz
-39.48dBm
Limit: -20.890 dBm
Trace
Level (dBm)
Frequency (MHz)
30.0
25000.0
2020-09-28 10:08