FRONT

SPECIFICATIONS

- Earbud Weight: 4.5 grams
- Speaker Driver Size: 13 mm
- Supported Profiles: HFP, HSP, A2DP, AVRCP
- Bluetooth Version: 5.0
- Earbud Charging Time: Upto 1.5 hours
- Working Voltage: 3.7V
- Standby Time: 60 hours
- Playtime: 4 hours at 60% volume
- Bluetooth Range: 10m
- Waterproof Rating: IPX4
- Working Temperature: -15˚C to +60˚C

CHARGING CASE SPECIFICATION

- Charging Case Weight: 38 grams
- Charging Port: USB Type-C
- Number of Earbud Charges from Case: Upto 4 times
- Case Charging Time: Upto 2 hours

PACKAGE CONTAINS

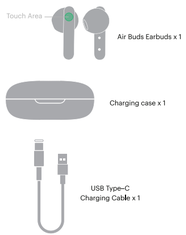

POWER ON

The earbuds will automatically turn on once removed from the charging case.

POWER OFF

The ear buds will automatically turn off once placed inside the charging case.

PAIRING

Take out the earbuds from the charging case and turn on the Bluetooth on your device.

- Select 'Add Device' and from the list of devices, select Air Buds.
- Your Air Buds are now paired with your device and ready to use!

Note: Your Air Buds will automatically connect to the last paired device as soon as you remove them from the charging case again.

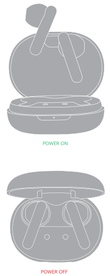

RESET

- Before resetting, make sure that Air Buds are fully charged and are disconnected from other Bluetooth devices.
- On your paired device, remove or delete Air Buds from the list of paired devices in the Bluetooth Menu.
- Place both the earbuds inside the charging case.
- Long press both the earbuds for 6 seconds while they are inside.
  Your Noise Air Buds have now been reset and are ready to pair again.

Follow the images and chart to learn how to wear the earbuds in the right manner.

CONTROLS

Play/Pause
Tap twice on either earphone

Previous Song
Tap the left earphone thrice

Next Song
Tap the right earphone thrice

Volume Up
Tap the right earphone once

NOISE

BACK

CONTROLS

Volume Down
Tap the left earphone once

Answer/End a Call
Tap once on either earphone to answer
Tap twice on either earphone to end

Reject Call
Touch and hold either earphone for 2 seconds

Voice Assistant
Touch and hold either earphone for 2 seconds

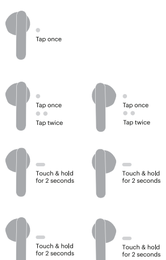

CHARGING

EARBUDS

Place both earbuds in the case to charge them. The earbuds LED will light up white for 5s and then turn off.

- White — CHARGING
- White LED Flashes — Charging
- White — Fully Charged

CASE

Charge the case via the supplied USB Type-C from any PC, laptop or USB charger. White LED flashes slowly while charging constant white LED when fully charged.

WARRANTY

The warranty covers your Noise product, including accessories against manufacturing defects (if any) for 1 year from the date of purchase.

Things that are not covered in the warranty

- Unauthorized tampering, modifications or repairs of the product.
- Physical damage of the product on the account of abuse, handling, storage, installation or testing including any use that is not in accordance with the product manual or documentation, or any other instruction provided along with the Noise product.

For further information on product replacement/ refund related queries, please refer to the terms and conditions mentioned in our online return policy section on www.gonoise.com.

WARRANTY REGISTRATION

www.gonoise.com/pages/warranty-registration

SUPPORT AND SERVICE

1 YEAR LIMITED WARRANTY

SCAN ME

CUSTOMER QUERY

For any assistance, please reach out to us at **support.gonoise.in**

SAFETY FOR YOU AND YOUR NOISE AIR BUDS

Follow these tips and you & your Air Buds will be happy together for a very long time.

Do not expose Air Buds to liquids, moisture or humidity. It has electronics and a battery in it. Neither of them likes getting wet.

Don't use abrasive cleaning solvents to clean your Air Buds. Wipe them down with a slightly damp cloth if and when necessary.

Do not expose Air Buds to extremely high or low temperatures as this may damage the battery or even deform the plastic parts.

Don't throw your Air Buds in a fire to dispose it. The internal battery may explode.

Don't try to disassemble your Air Buds. There are no user serviceable parts inside it.

Try not to drop your Air Buds and keep it away from sharp objects such as keys in your pockets.

Only charge your Noise Air Buds from 5V USB ports such as phone chargers and laptops or PCs.

Never listen to music at high volumes or you may permanently damage your hearing.

Pay attention to your surroundings and **never wear ANY headphones while riding, driving or walking in traffic.** You do not come with any warranty.

Air Buds

Please refer to this manual before using the product

FCC Statement

This device complies with part 15 of the FCC rules. Operation is subject to the following two conditions: (1) this device may not cause harmful interference, and (2) this device must accept any interference received, including interference that may cause undesired operation.

Changes or modifications not expressly approved by the party responsible for compliance could void the user's authority to operate the equipment.

NOTE: This equipment has been tested and found to comply with the limits for a Class B digital device, pursuant to part 15 of the FCC Rules. These limits are designed to provide reasonable protection against harmful interference in a residential installation. This equipment generates uses and can radiate radio frequency energy and, if not installed and used in accordance with the instructions, may cause harmful interference to radio communications. However, there is no guarantee that interference will not occur in a particular installation. If this equipment does cause harmful interference to radio or television reception, which can be determined by turning the equipment off and on, the user is encouraged to try to correct the interference by one or more of the following measures:

· Reorient or relocate the receiving antenna.

· Increase the separation between the equipment and receiver.

· Connect the equipment into an outlet on a circuit different from that to which the receiver is connected.

· Consult the dealer or an experienced radio/TV technician for help.

The device has been evaluated to meet general RF exposure requirement. The device can be used in portable exposure condition without restriction.