| 11N40SISO_LCH_Graphs | |
|---|---|
| Pref/11N40 SISO/LCH | 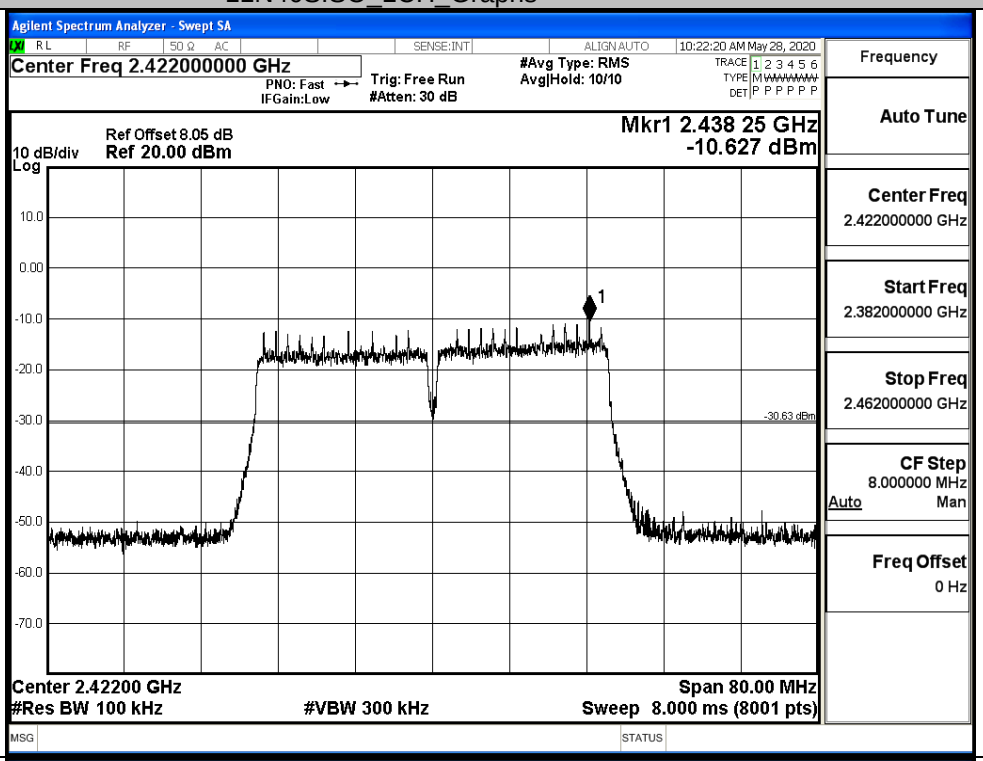 |
| Puw/11N40 SISO/LCH | 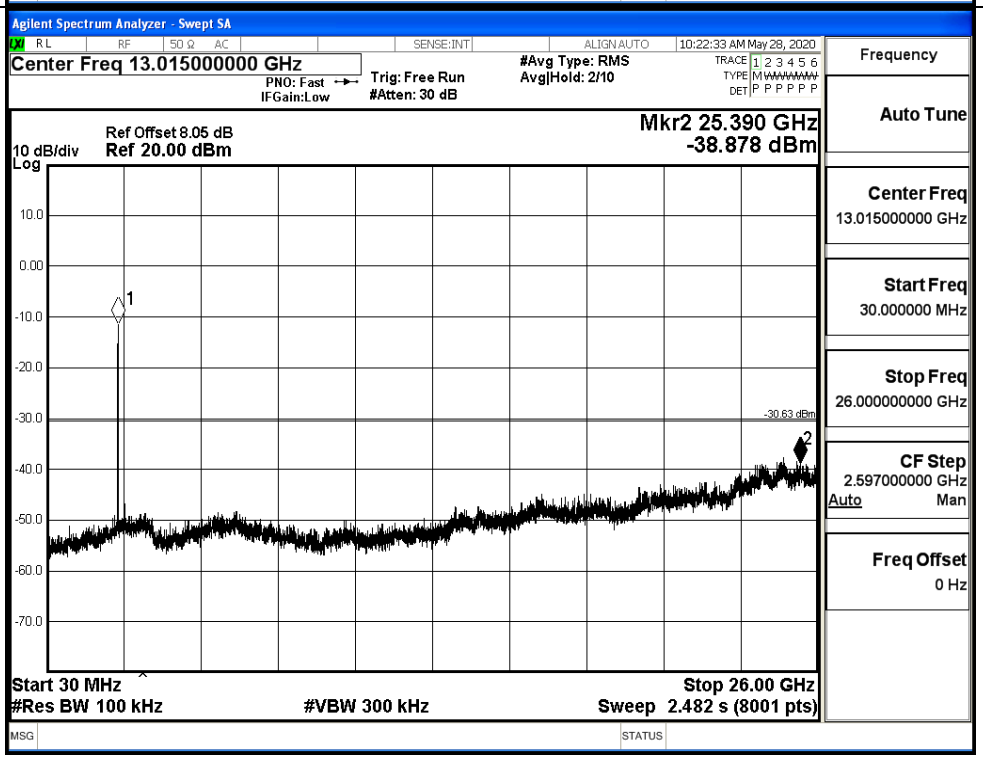 |

| 11N40SISO_MCH_Graphs | |
|---|---|
| Pref/11N40 SISO/MCH | 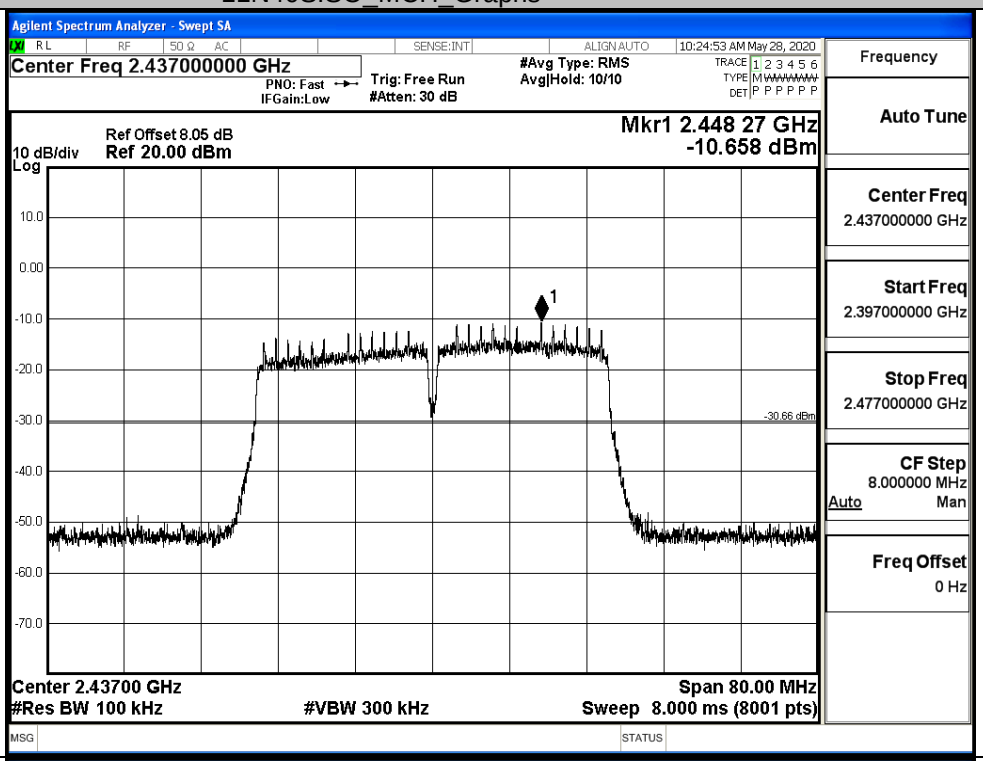 |
| Puw/11N40 SISO/MCH | 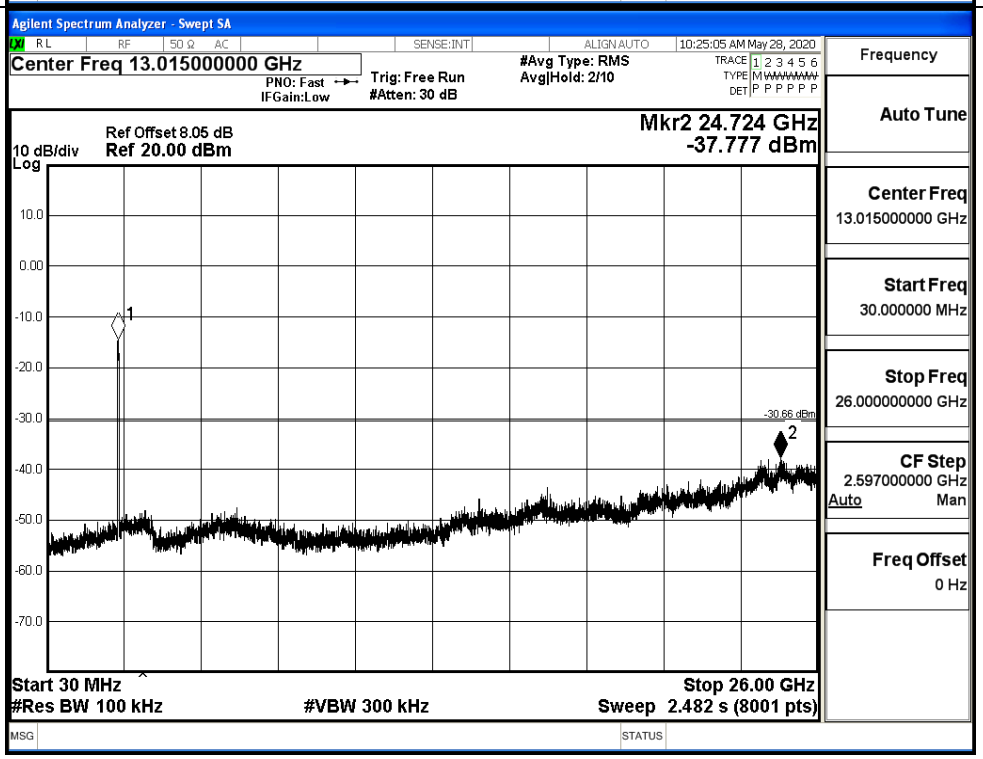 |

| 11N40SISO_HCH_Graphs | |
|---|---|
| Pref/11N40 SISO/HCH | 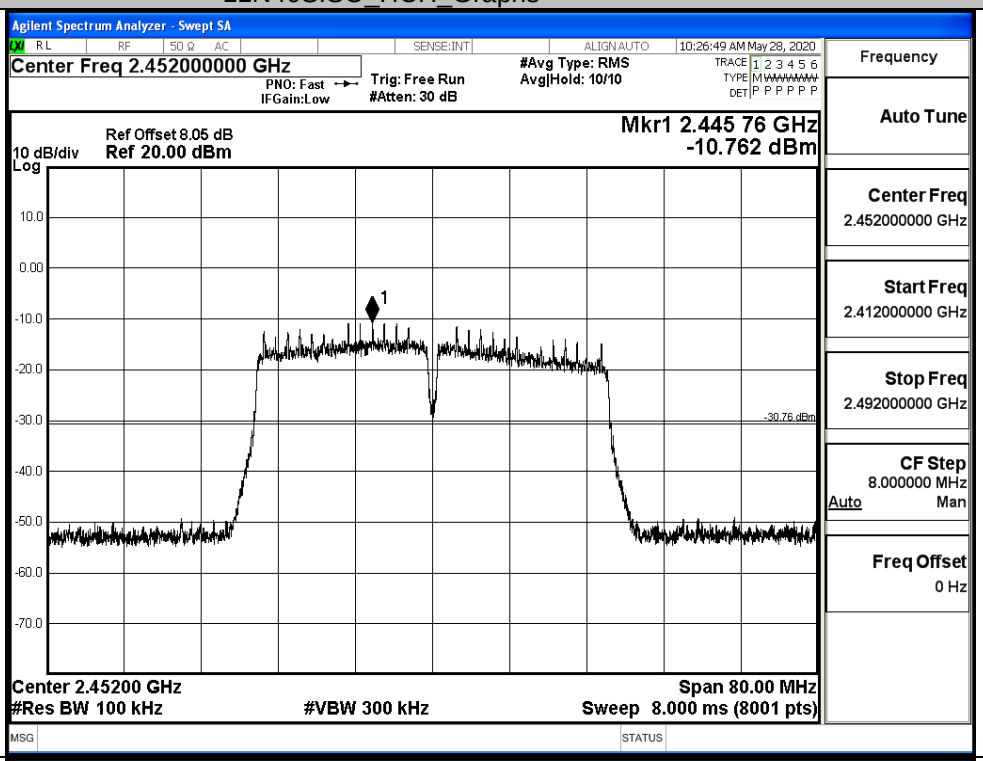 |
| Puw/11N40 SISO/HCH | 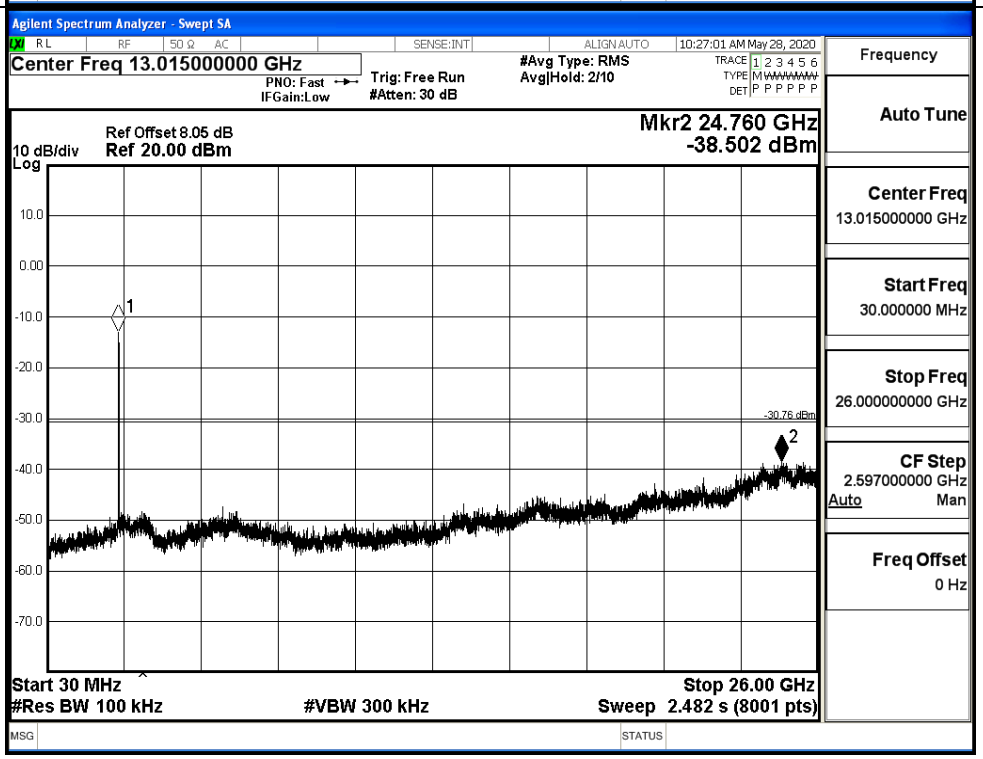 |

## ANT1

| Mode | Channel | Pref [dBm] | Max. Level [dBm] | Limit [dBm] | Verdict |
|---|---|---|---|---|---|
| 11B | LCH | 0.241 | -37.638 | -19.759 | PASS |
| | MCH | 0.389 | -37.746 | -19.611 | PASS |
| | HCH | 0.52 | -38.013 | -19.480 | PASS |
| 11G | LCH | -7.255 | -38.217 | -27.255 | PASS |
| | MCH | -6.384 | -37.908 | -26.384 | PASS |
| | HCH | -6.747 | -38.013 | -26.747 | PASS |
| 11N20 SISO | LCH | -7.196 | -36.935 | -27.196 | PASS |
| | MCH | -6.752 | -38.066 | -26.752 | PASS |
| | HCH | -6.818 | -38.146 | -26.818 | PASS |
| 11N40 SISO | LCH | -9.57 | -38.287 | -29.570 | PASS |
| | MCH | -7.791 | -38.267 | -27.791 | PASS |
| | HCH | -8.803 | -38.010 | -28.803 | PASS |

| 11B_LCH_Graphs | | |
|---|---|---|
| Pref/11B/LCH | | 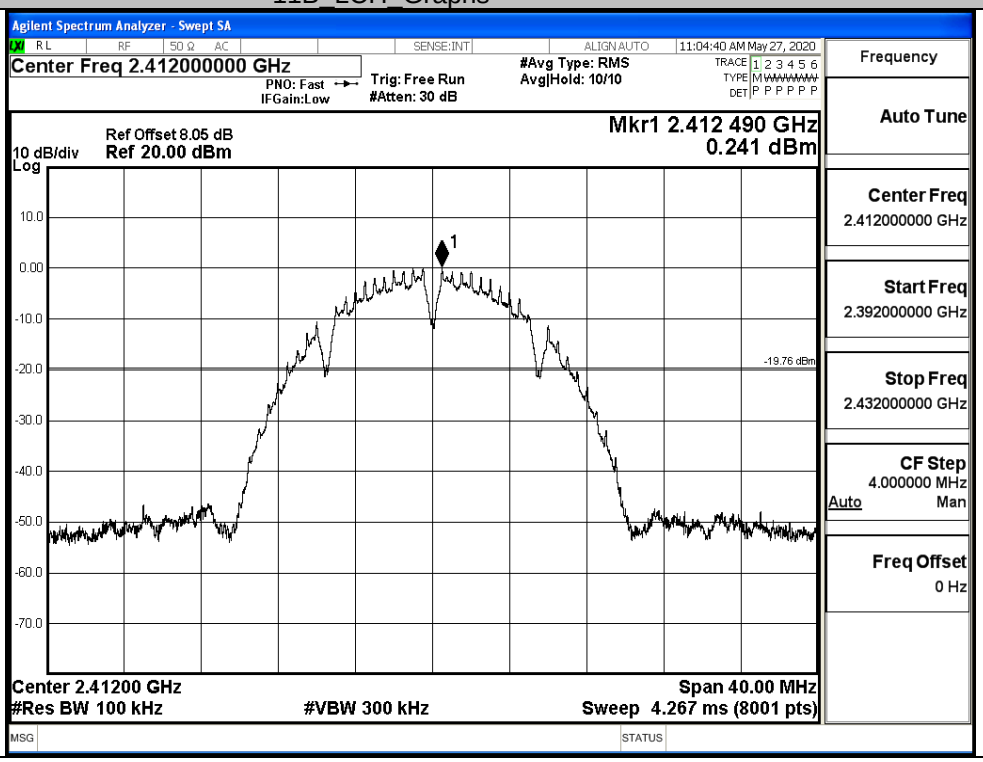 |

| | |
|---|---|
| Puw/11B/LCH | 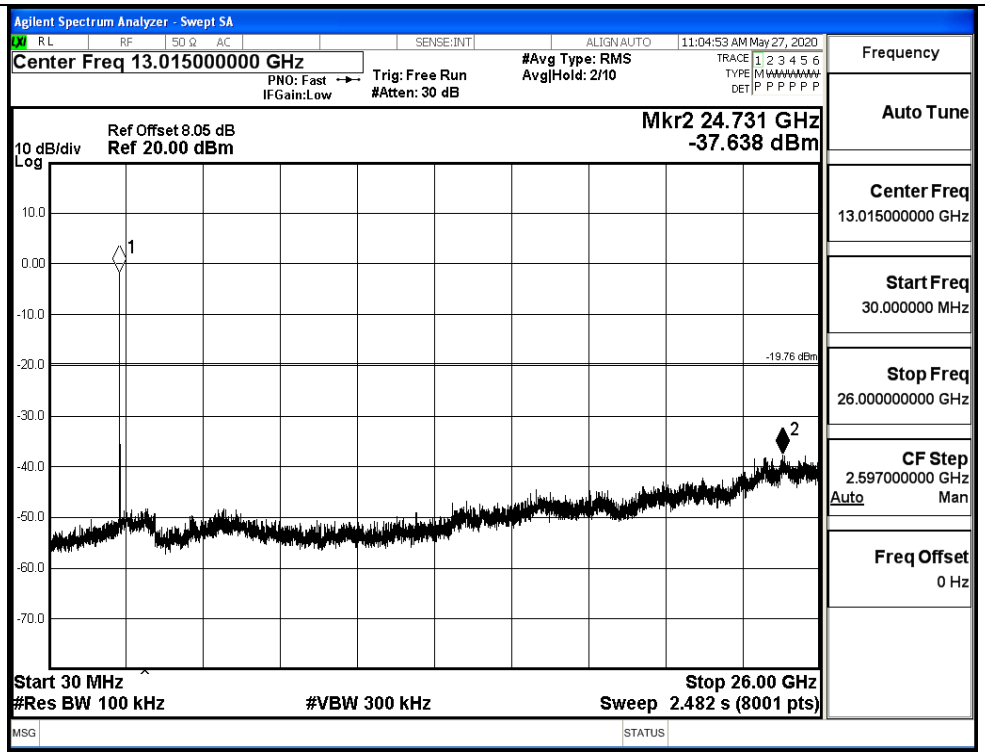 |

Agilent Spectrum Analyzer - Swept SA
Center Freq 13.015000000 GHz
PNO: Fast
IFGain:Low
Trig: Free Run
#Atten: 30 dB
#Avg Type: RMS
Avg|Hold: 2/10
11:04:53 AM May 27, 2020
Ref Offset 8.05 dB
10 dB/div
Ref 20.00 dBm
Log
Mkr2 24.731 GHz
-37.638 dBm
-19.76 dBm
Start 30 MHz
#Res BW 100 kHz
#VBW 300 kHz
Stop 26.00 GHz
Sweep 2.482 s (8001 pts)
Frequency
Auto Tune
Center Freq
13.015000000 GHz
Start Freq
30.000000 MHz
Stop Freq
26.000000000 GHz
CF Step
2.597000000 GHz
Auto
Man
Freq Offset
0 Hz

| 11B_MCH_Graphs | | |
|---|---|---|
| Pref/11B/MCH | | 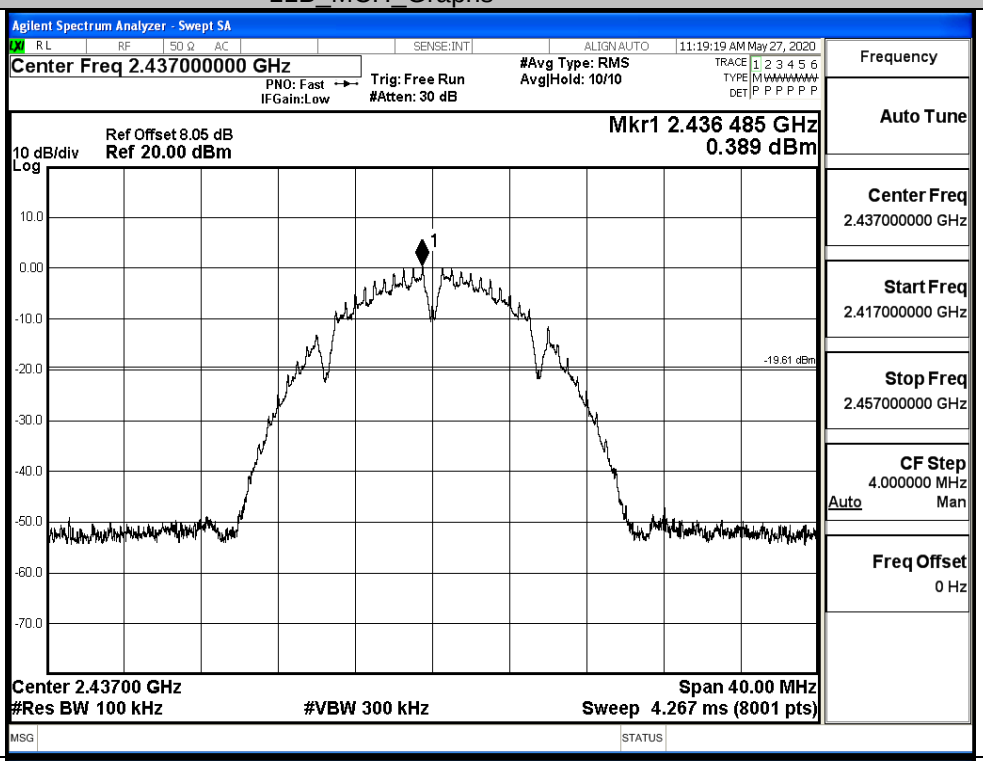 |
| Puw/11B/MCH | | 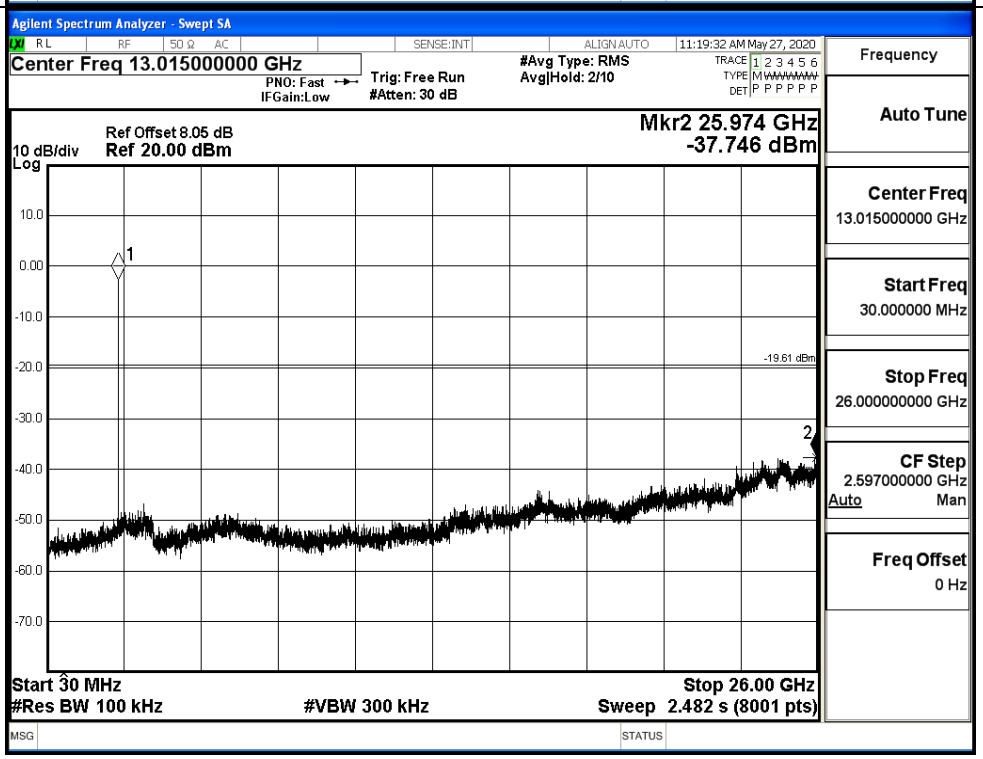 |

| 11B_HCH_Graphs | |
|---|---|
| Pref/11B/HCH | 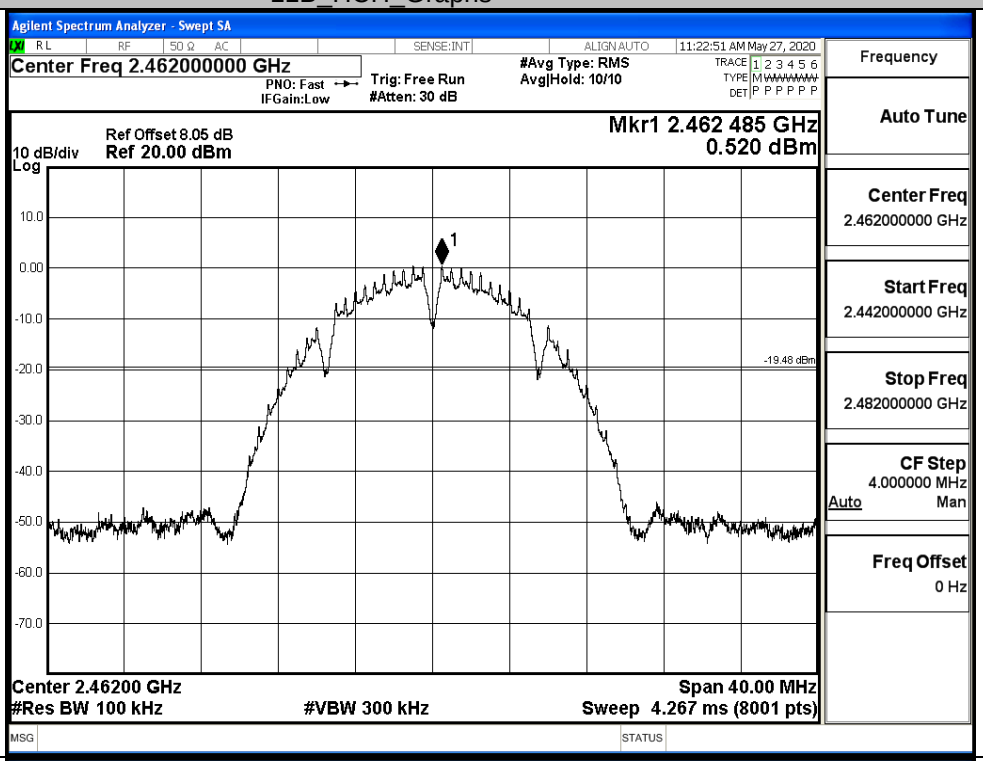 |
| Puw/11B/HCH | 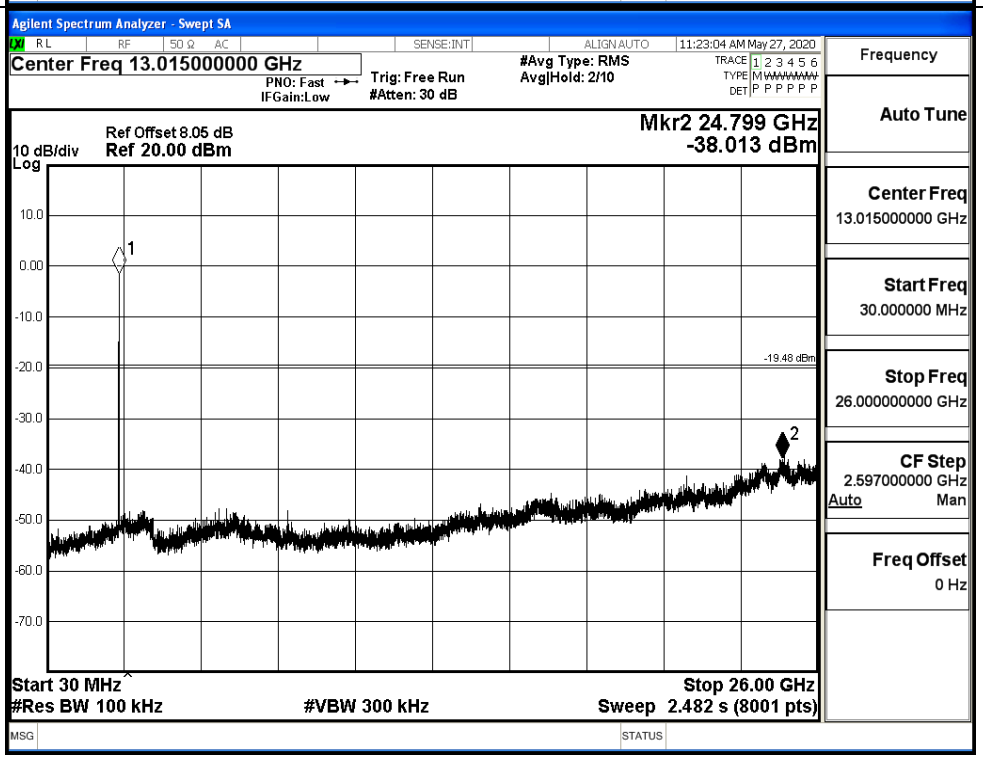 |

| 11G_LCH_Graphs | | |
|---|---|---|
| Pref/11G/LCH | | 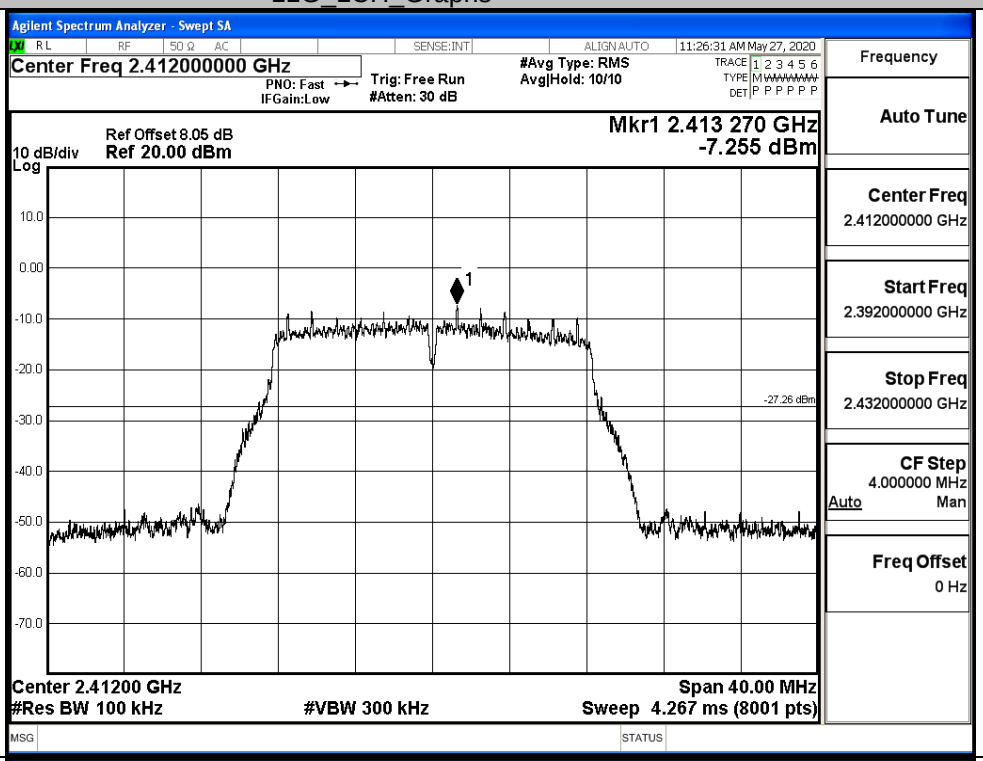 |
| Puw/11G/LCH | | 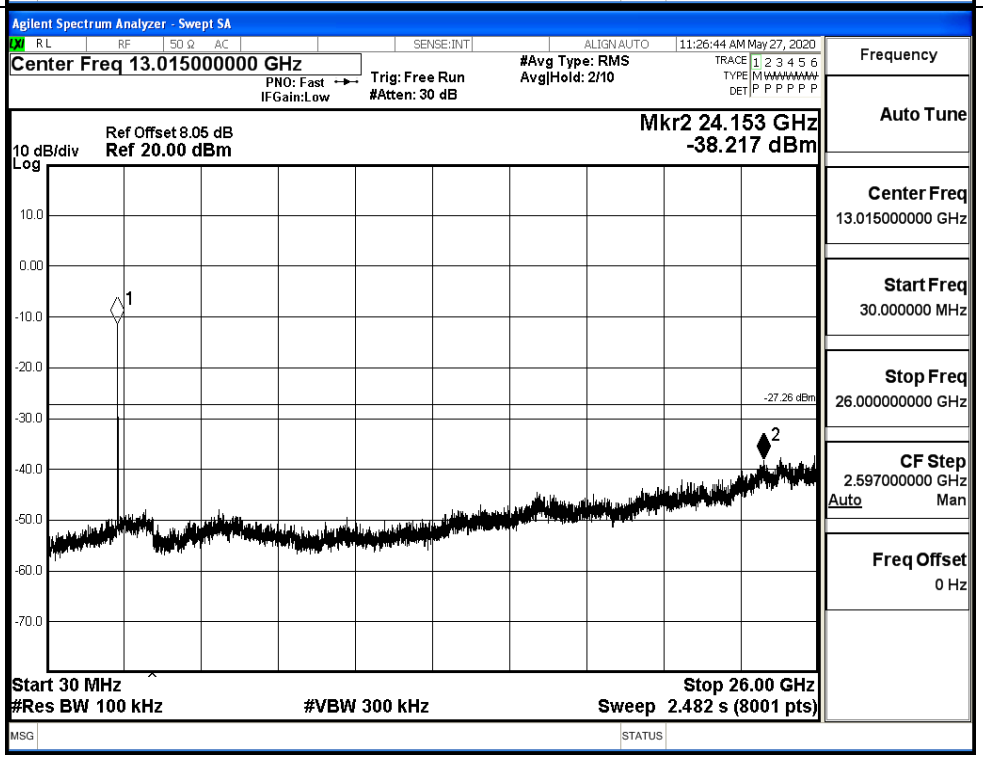 |

| 11G_MCH_Graphs | | |
|---|---|---|
| Pref/11G/MCH | | 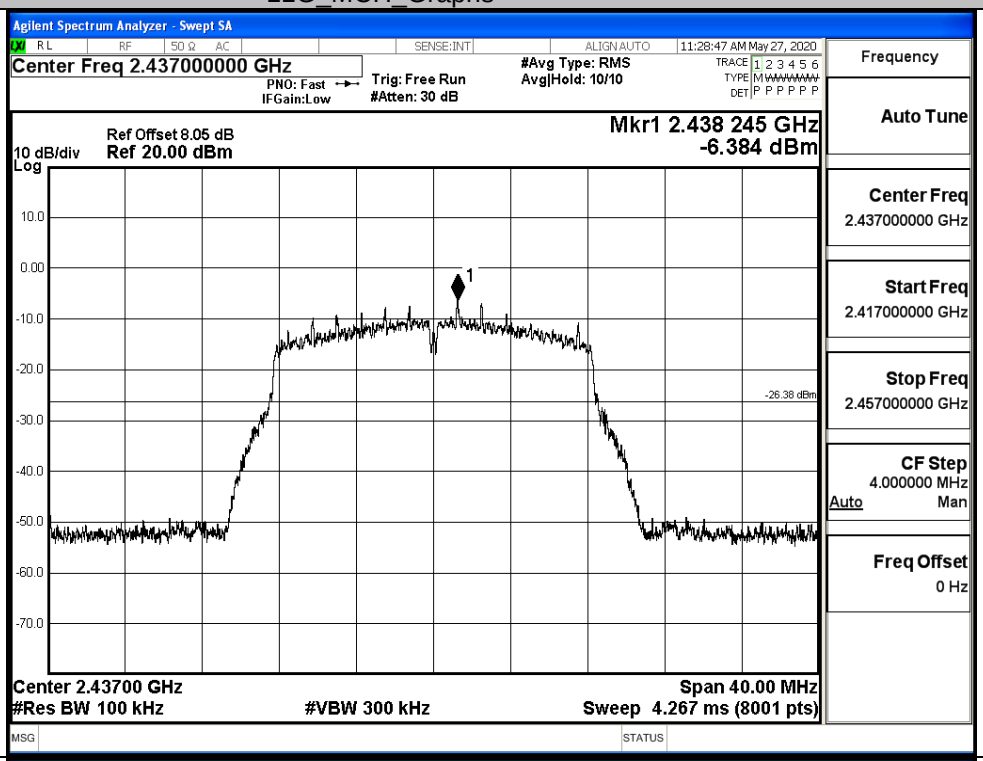 |
| Puw/11G/MCH | | 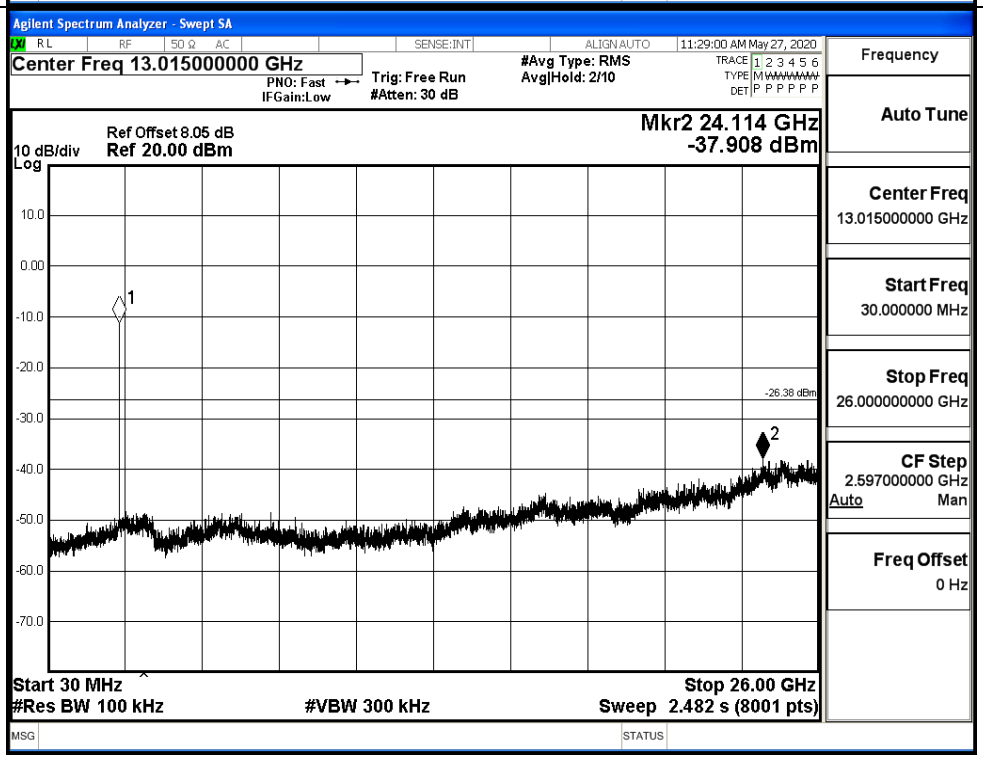 |

| 11G_HCH_Graphs | | |
|---|---|---|
| Pref/11G/HCH | | 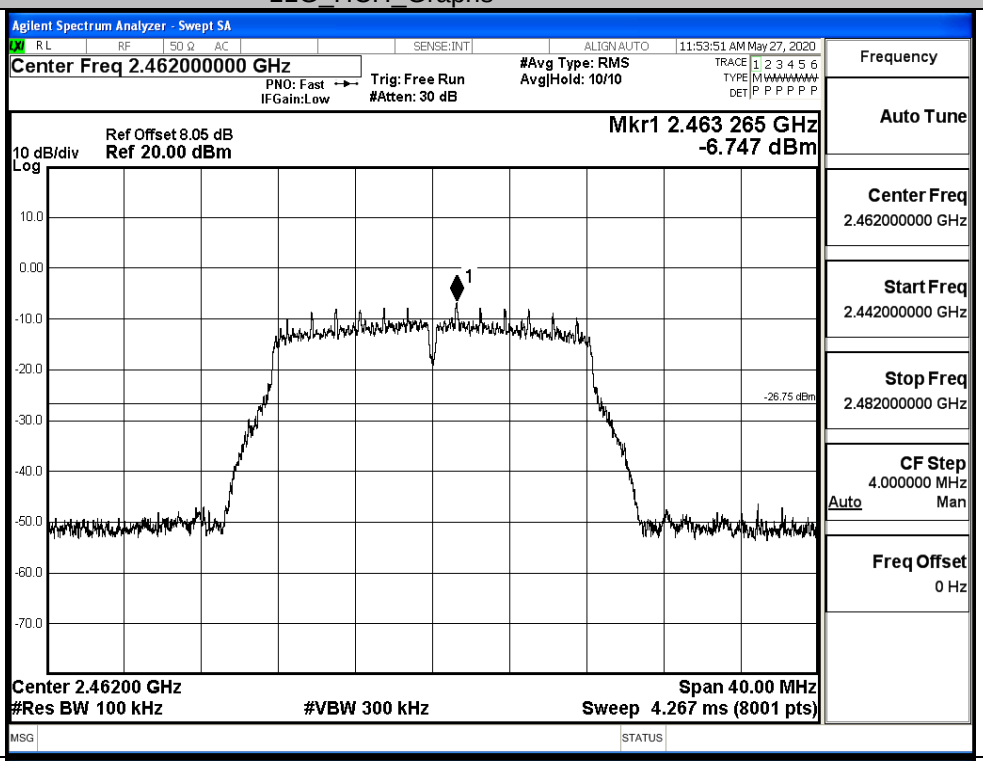 |
| Puw/11G/HCH | | 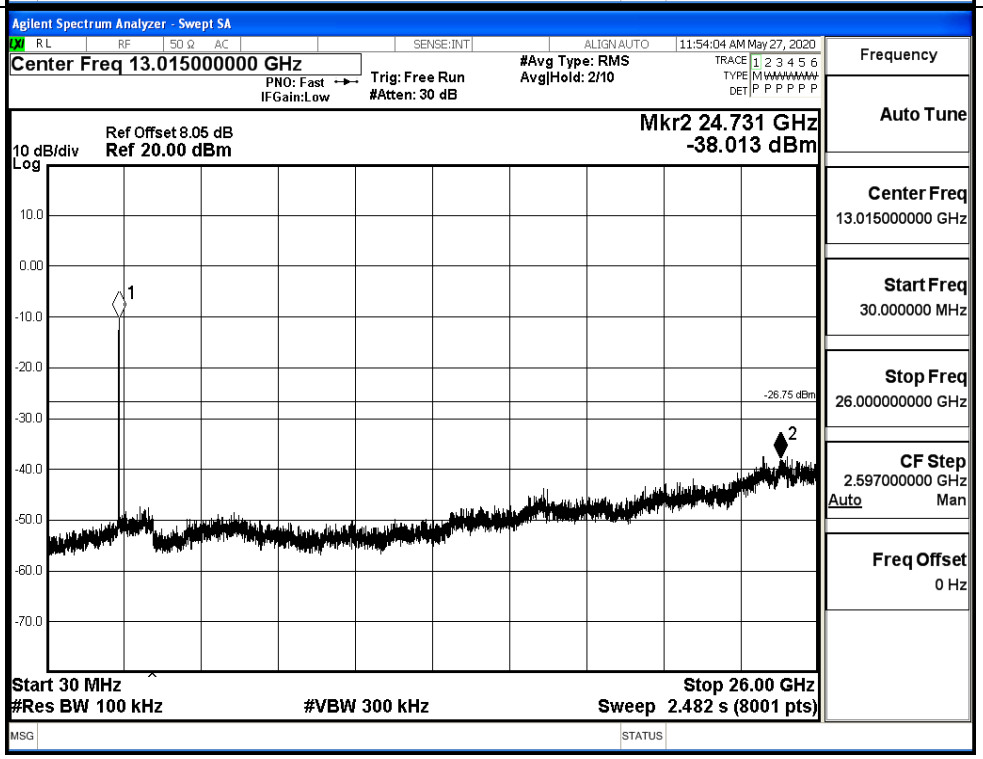 |

| 11N20SISO_LCH_Graphs | | |
|---|---|---|
| Pref/11N20SISO/LCH | | 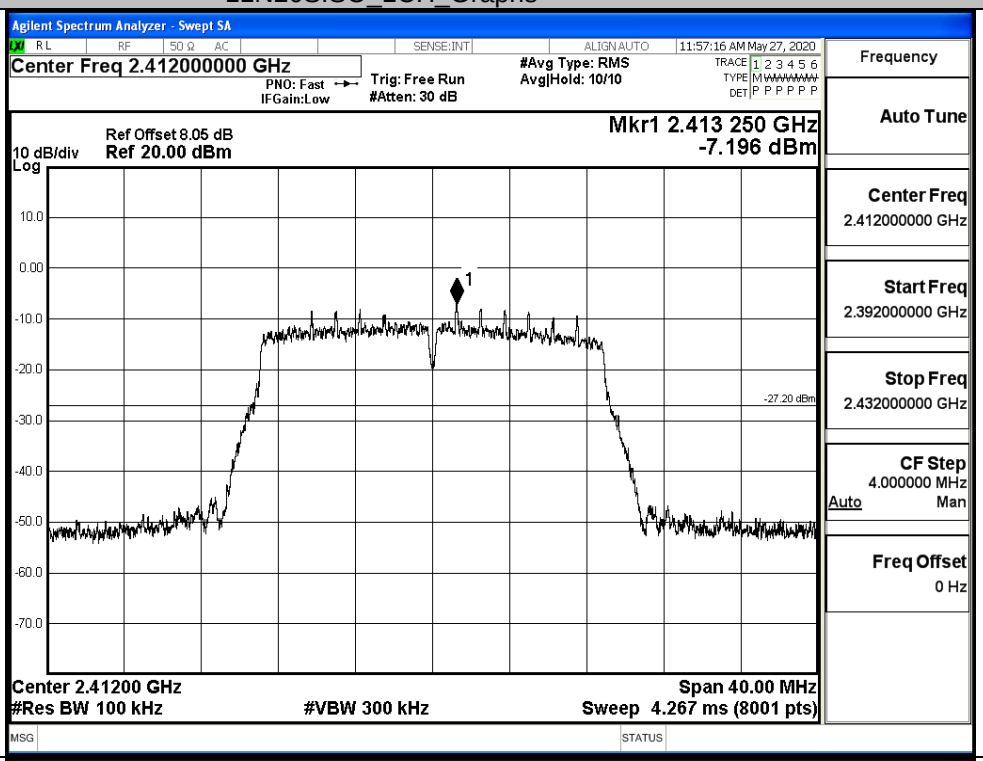 |
| Puw/11N20SISO/LCH | | 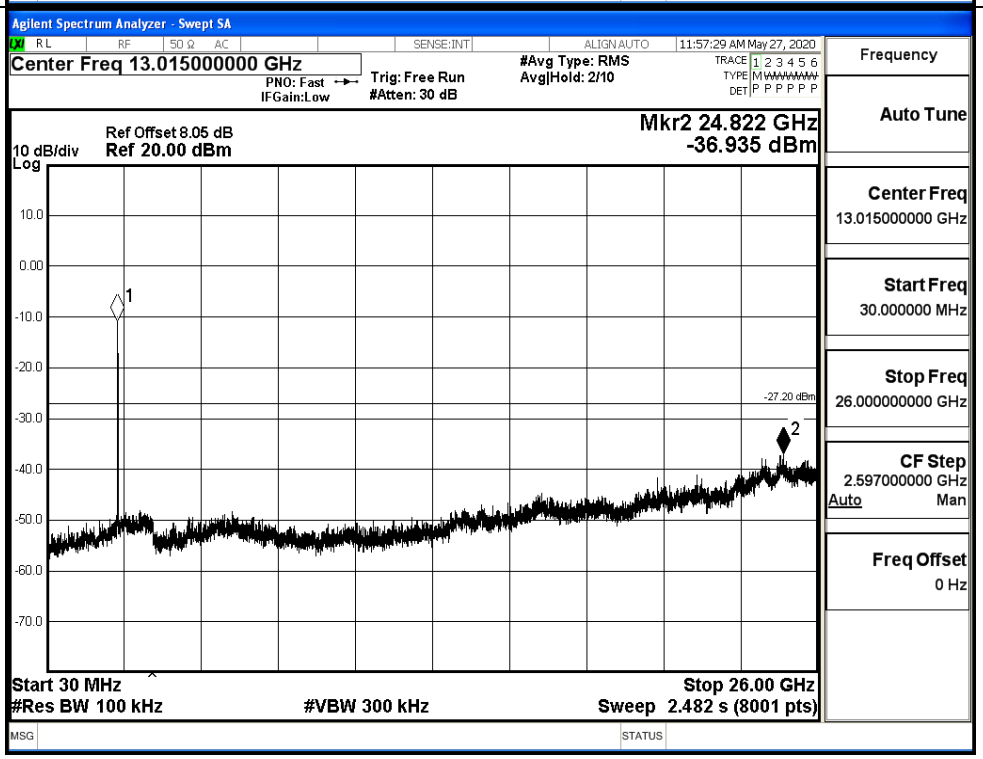 |

| 11N20SISO_MCH_Graphs | |
|---|---|
| Pref/11N20 SISO/MCH | 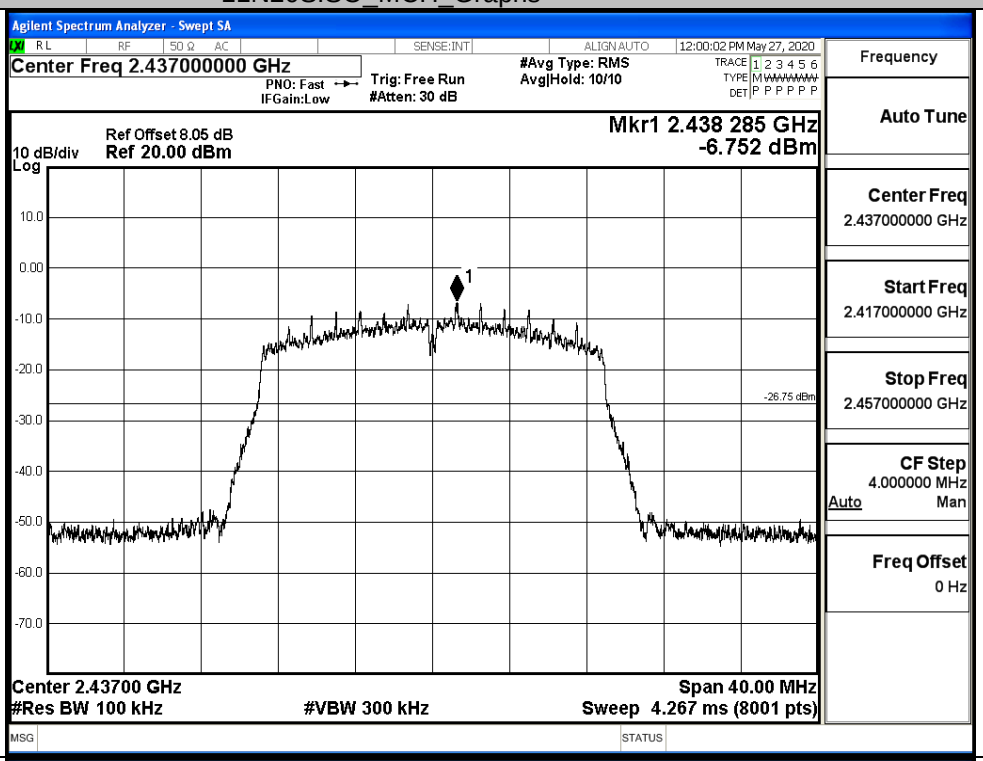 |
| Puw/11N20 SISO/MCH | 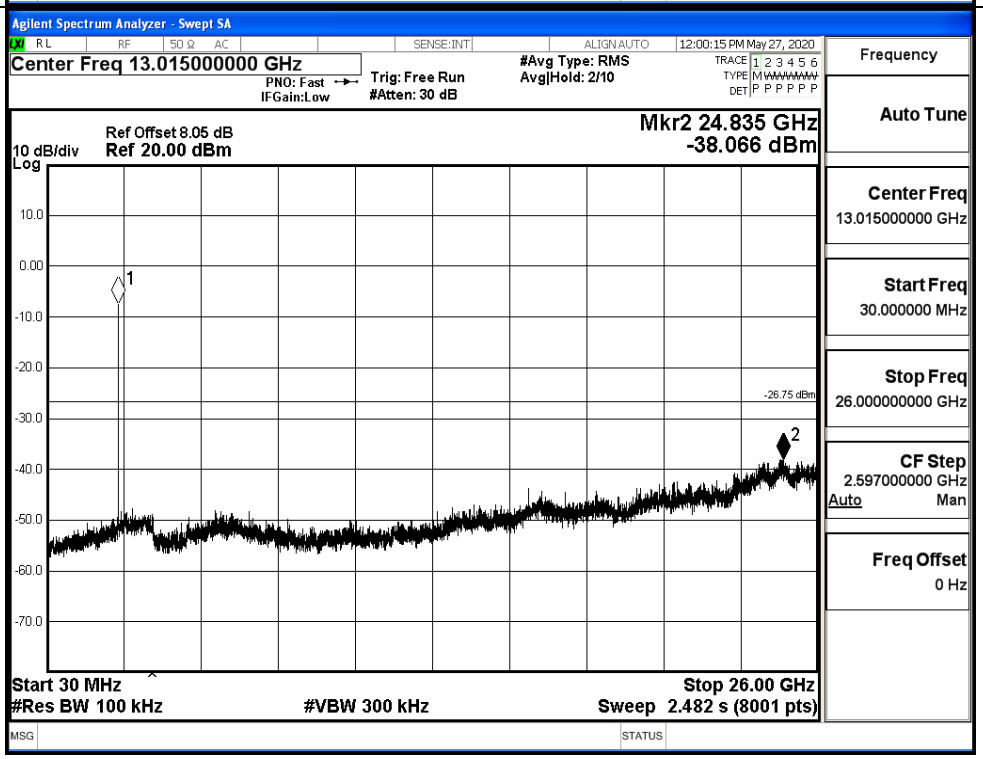 |

| 11N20SISO_HCH_Graphs | |
|---|---|
| Pref/11N20 SISO/HCH | 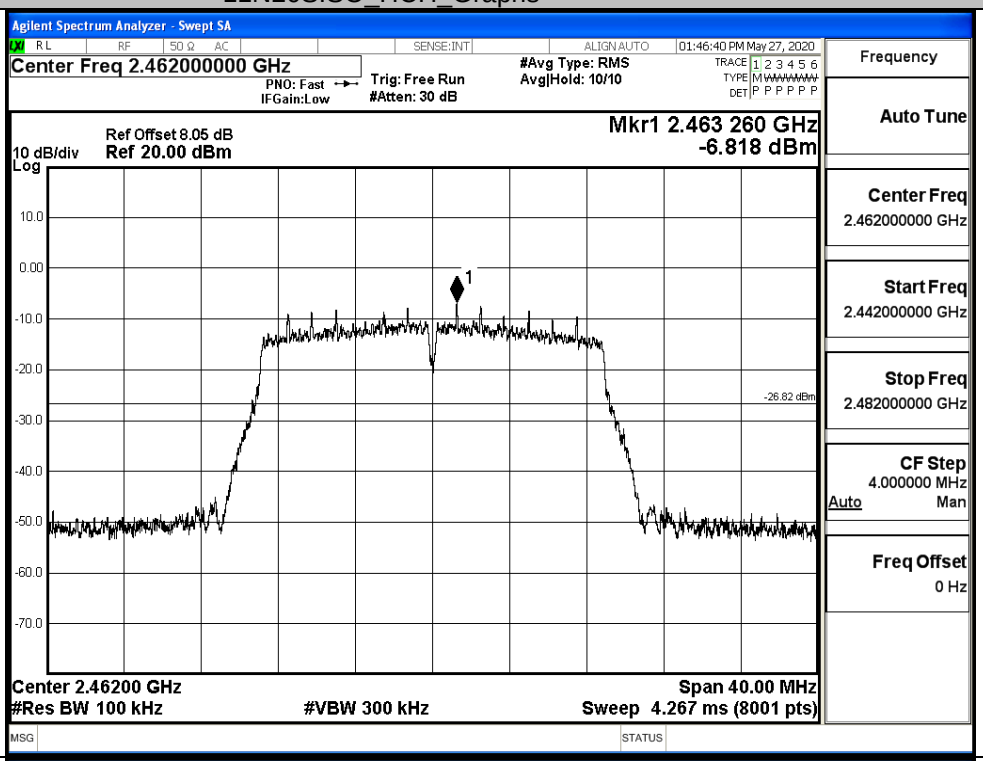 |
| Puw/11N20 SISO/HCH | 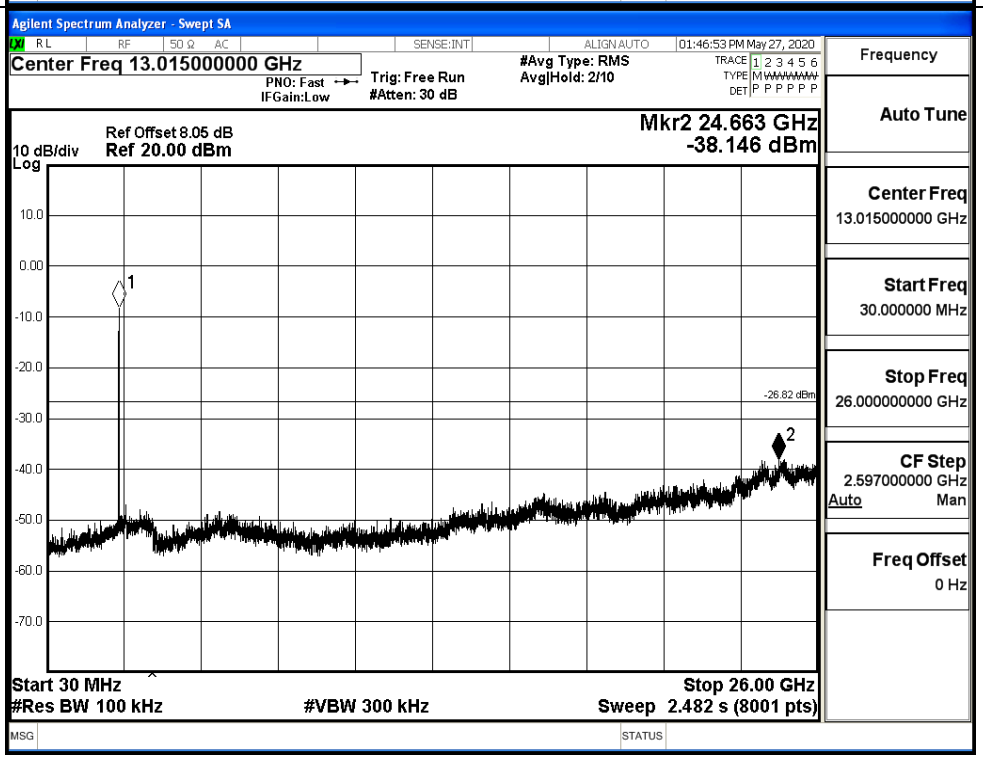 |

| 11N40SISO_LCH_Graphs | |
|---|---|
| Pref/11N40 SISO/LCH | 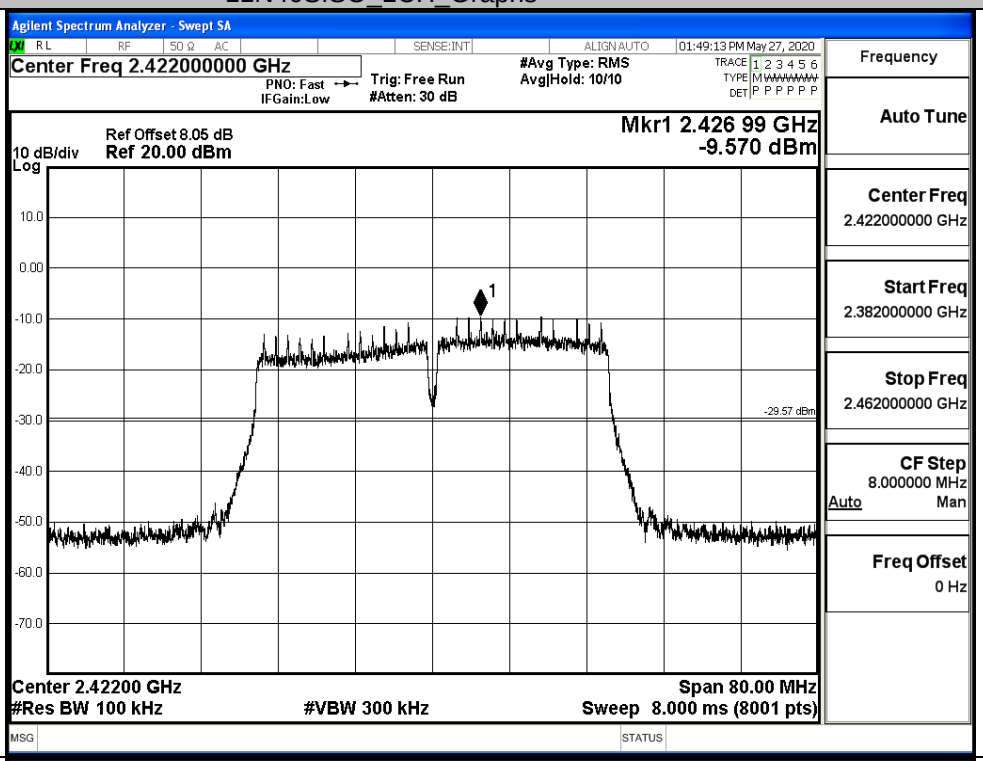 |
| Puw/11N40 SISO/LCH | 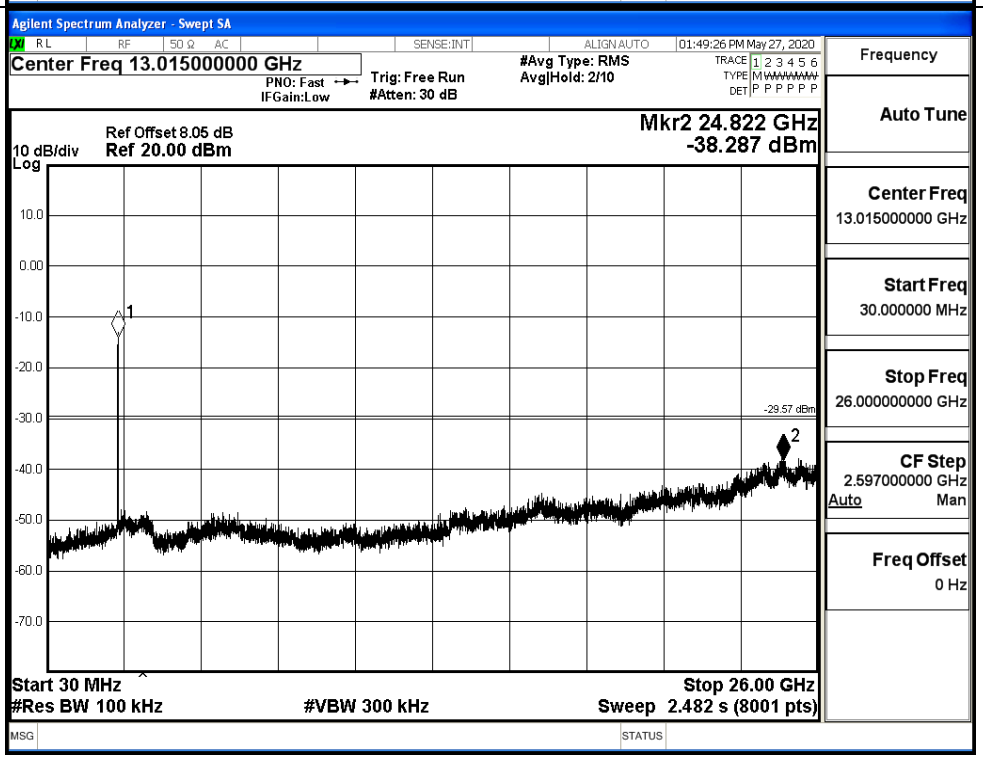 |

| 11N40SISO_MCH_Graphs | |
|---|---|
| Pref/11N40 SISO/MCH | 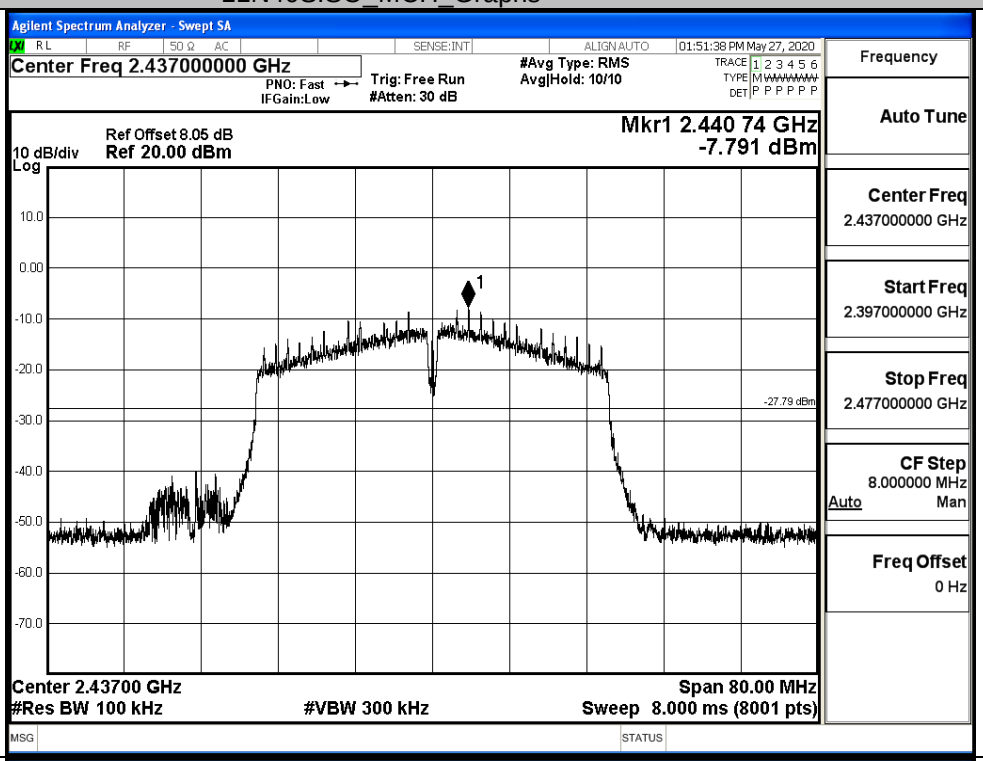 |
| Puw/11N40 SISO/MCH | 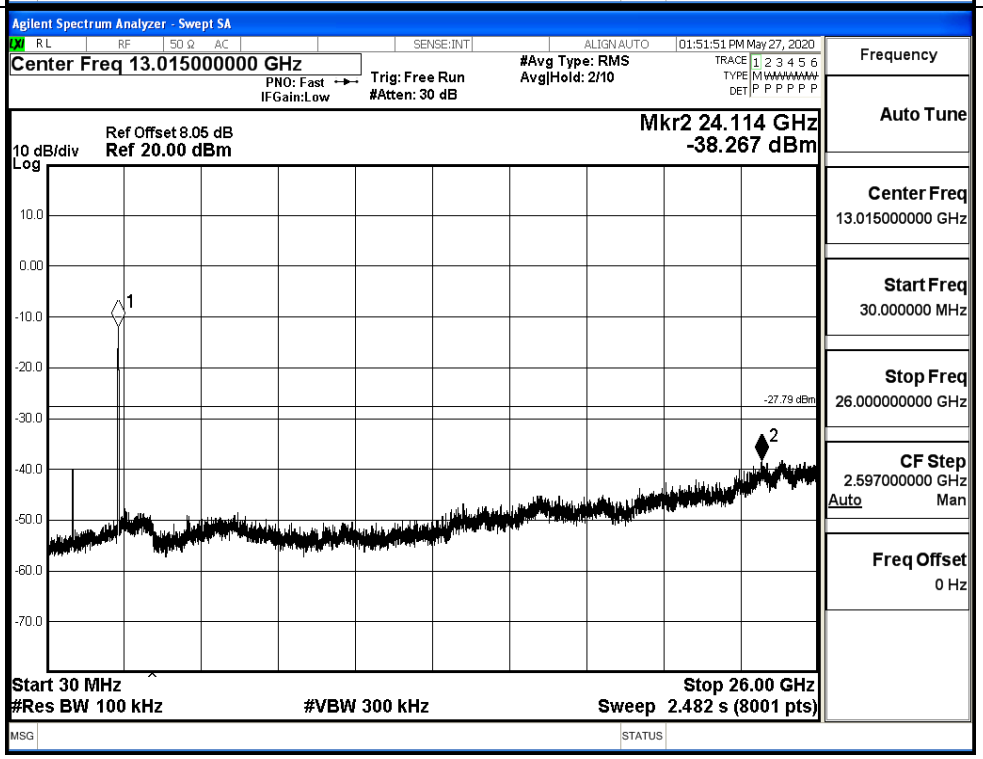 |

| 11N40SISO_HCH_Graphs | |
|---|---|
| Pref/11N40 SISO/HCH | 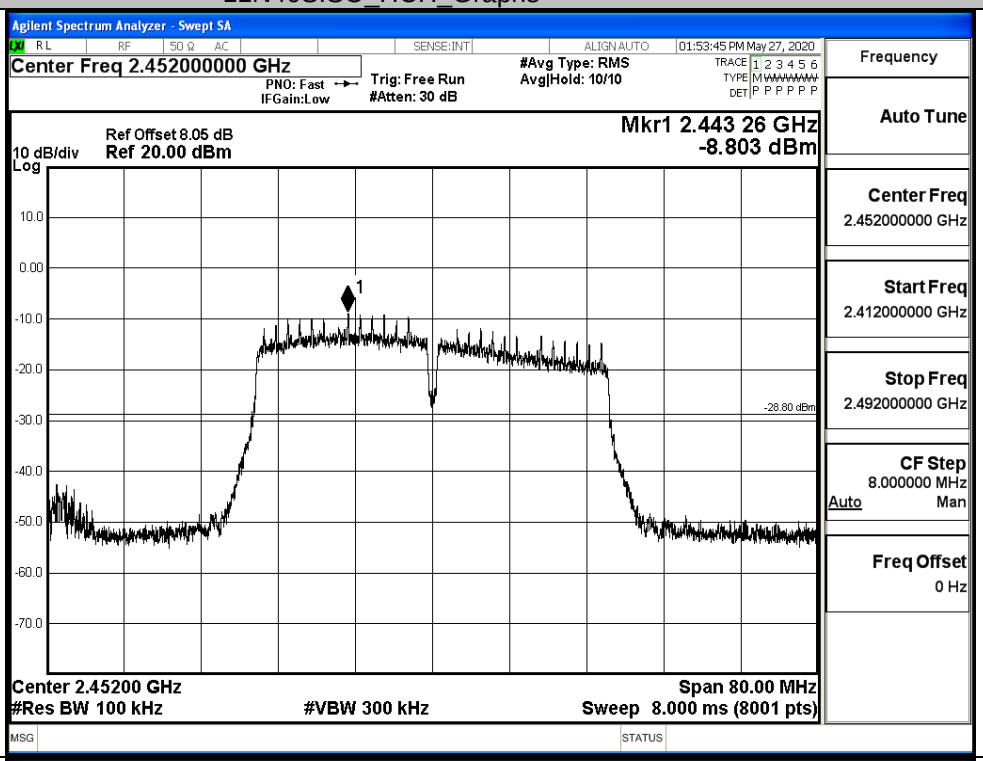 |
| Puw/11N40 SISO/HCH | 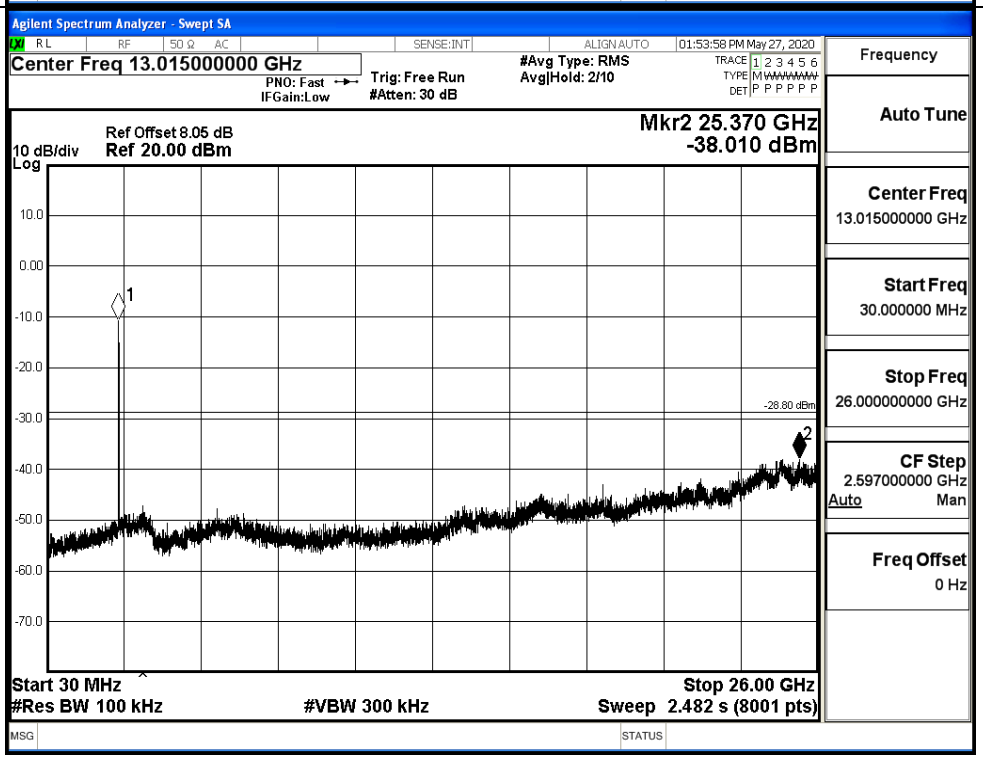 |

## C.6 Band-edge for RF Conducted Emissions

ANT0

| Mode | Channel | Carrier Power[dBm] | Max.Spurious Level [dBm] | Limit [dBm] | Verdict |
|---|---|---|---|---|---|
| 11B | LCH | -1.993 | -48.931 | -21.99 | PASS |
| | HCH | -2.145 | -48.428 | -22.15 | PASS |
| 11G | LCH | -8.837 | -49.669 | -28.84 | PASS |
| | HCH | -8.098 | -47.784 | -28.1 | PASS |
| 11N20SISO | LCH | -8.979 | -49.404 | -28.98 | PASS |
| | HCH | -7.910 | -48.366 | -27.91 | PASS |
| 11N40SISO | LCH | -10.609 | -49.682 | -30.61 | PASS |
| | HCH | -10.801 | -49.407 | -30.8 | PASS |

Test Graphs

11B/LCH

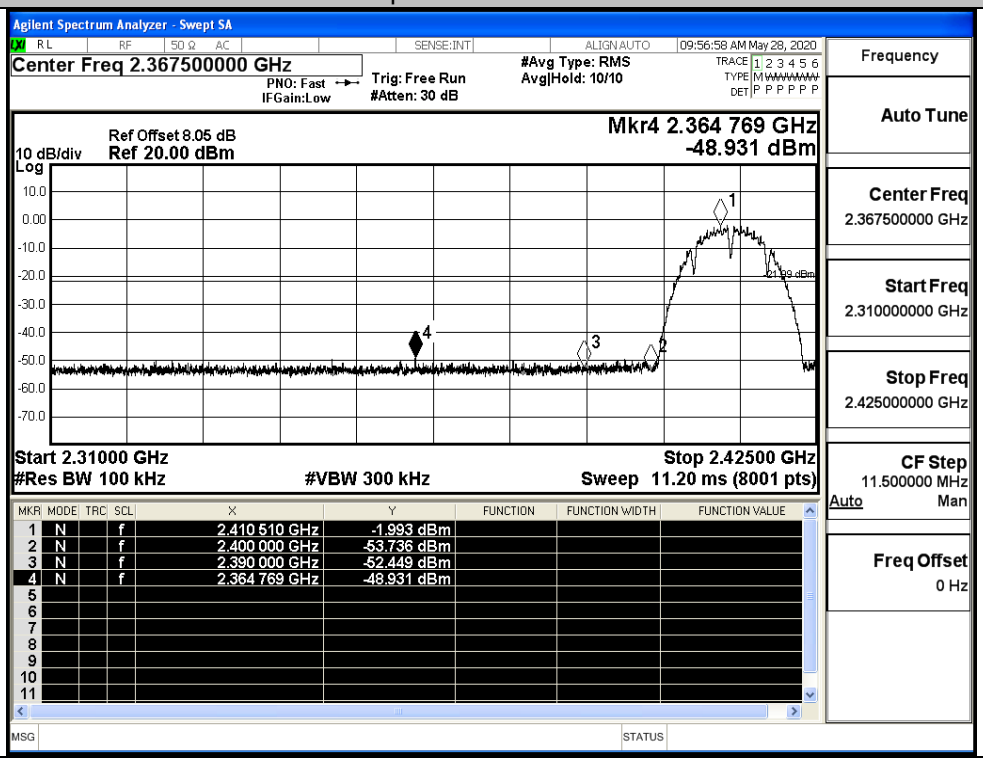

| | | |
|---|---|---|
| 11B/HCH | | 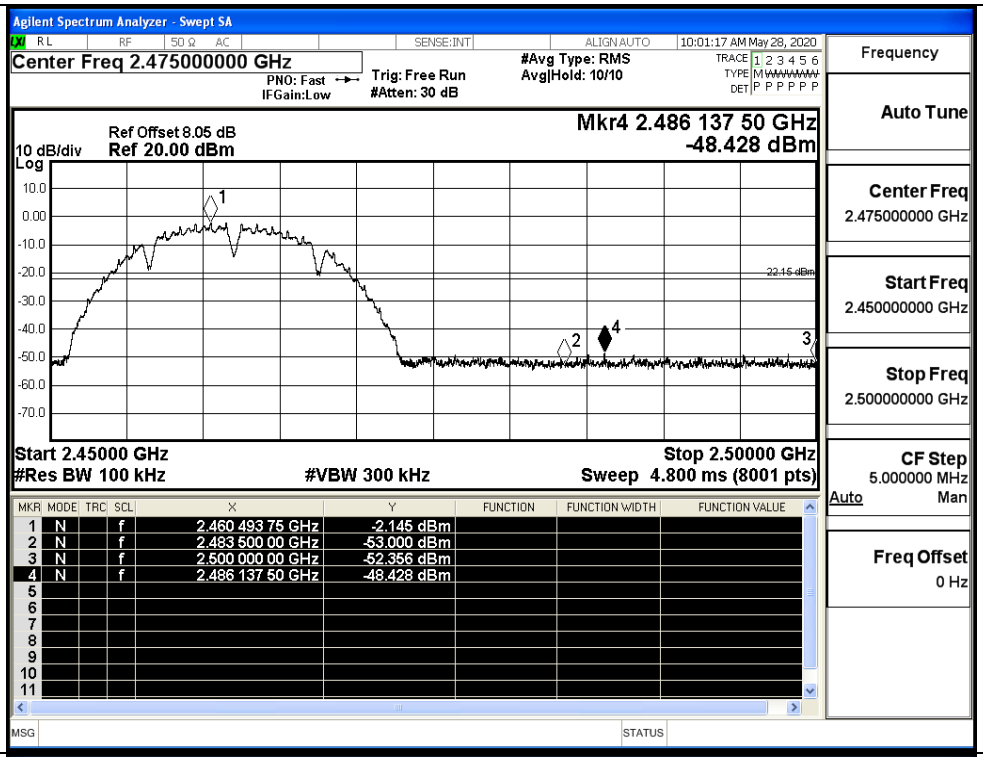 |
| 11G/LCH | | 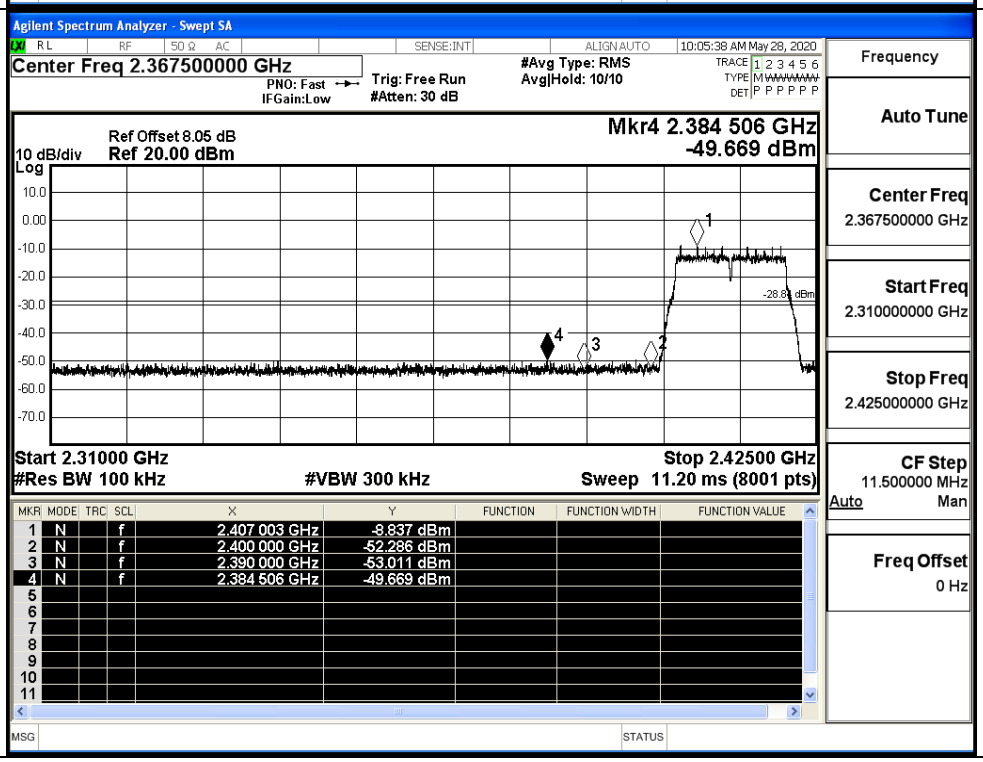 |

11G/HCH

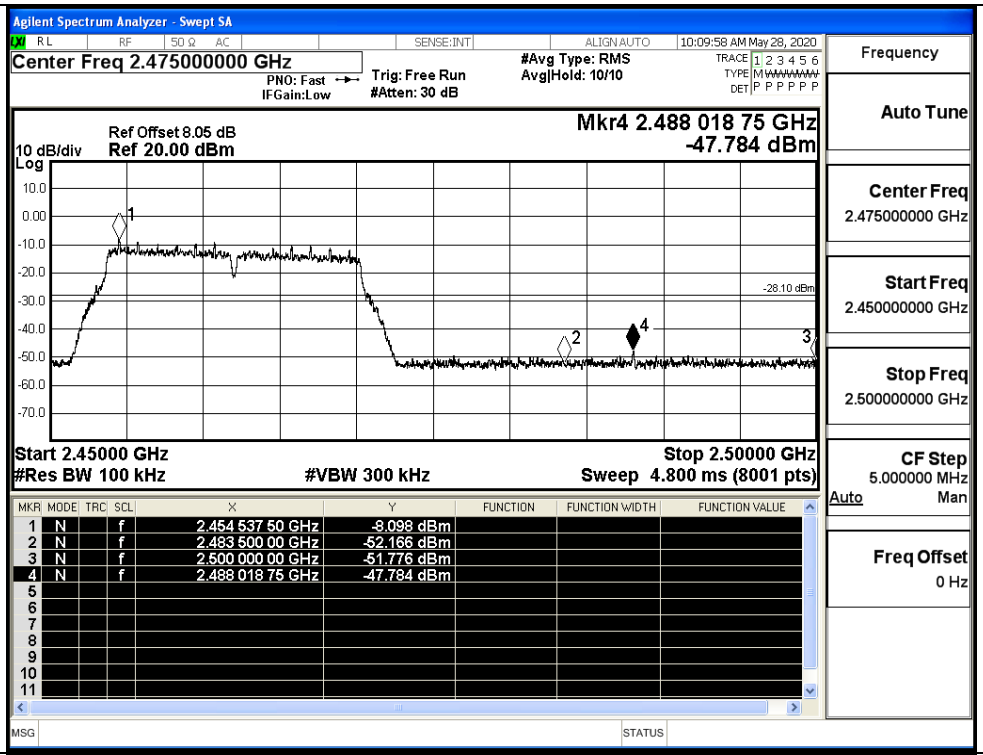


11N20SISO/LCH

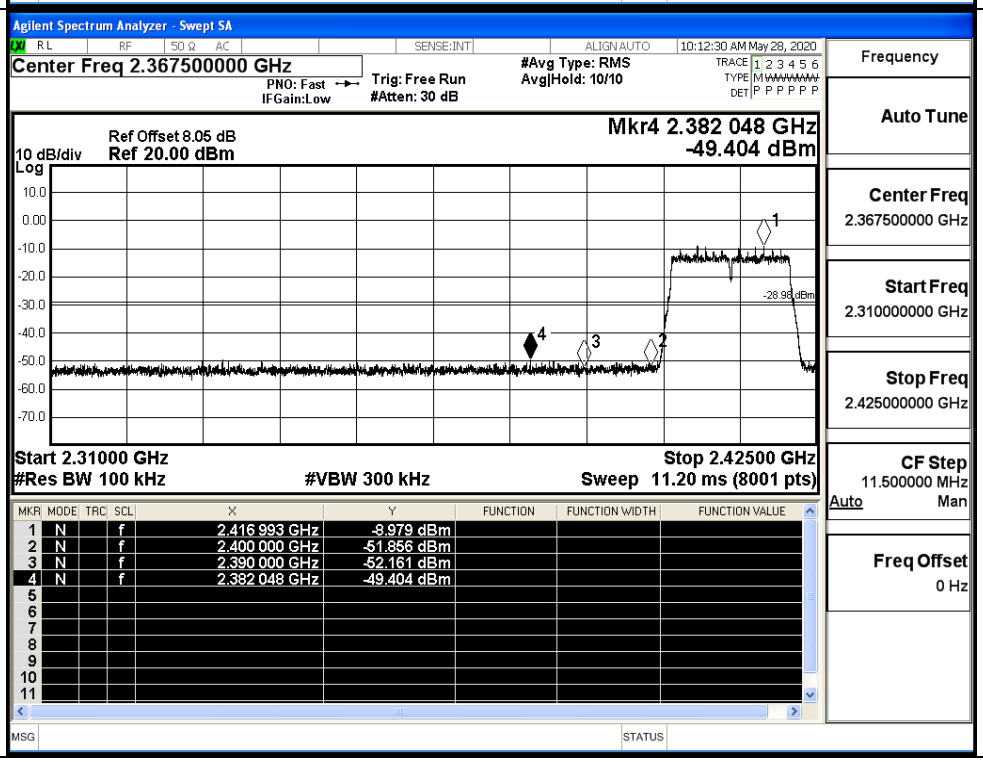

| | | |
|---|---|---|
| 11N20SISO/HCH | | 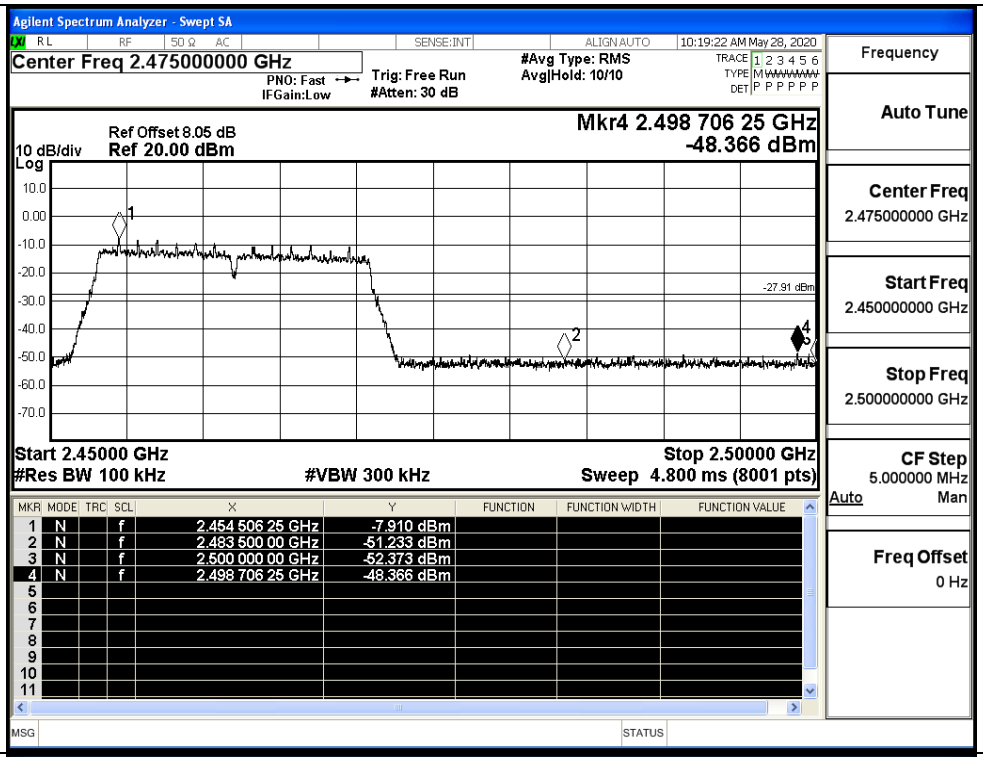 |
| 11N40SISO/LCH | | 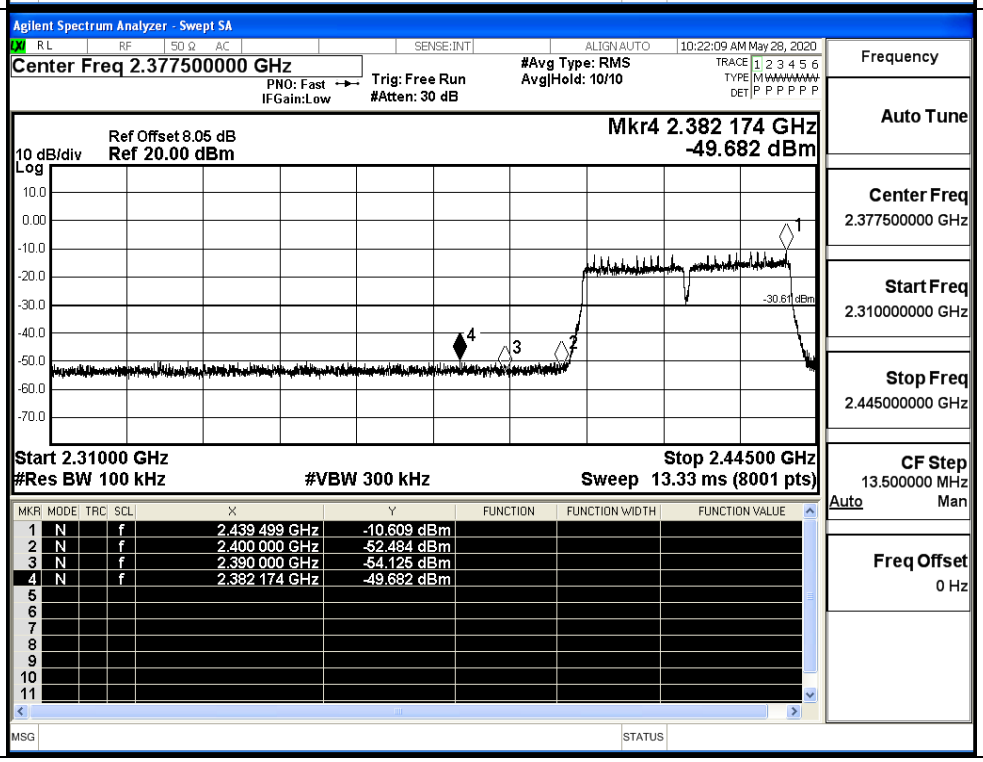 |

11N40SISO/HCH

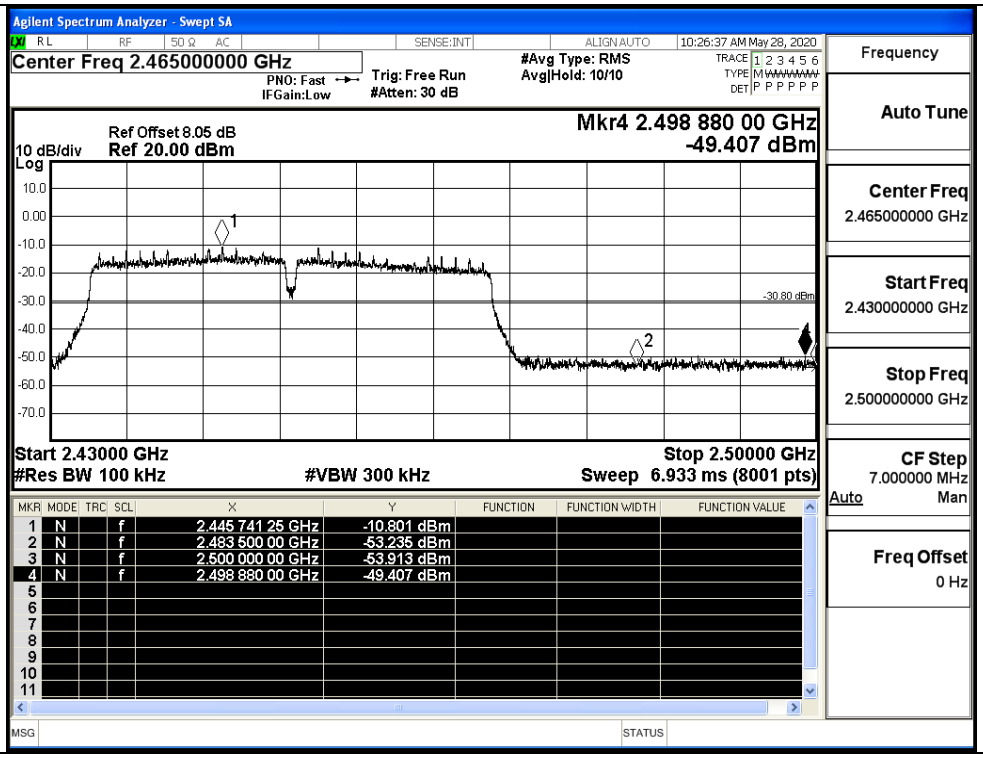


ANT1

| Mode | Channel | Carrier Power[dBm] | Max.Spurious Level [dBm] | Limit [dBm] | Verdict |
|---|---|---|---|---|---|
| 11B | LCH | 0.297 | -49.472 | -19.7 | PASS |
| | HCH | 0.605 | -49.226 | -19.4 | PASS |
| 11G | LCH | -7.100 | -49.630 | -27.1 | PASS |
| | HCH | -6.644 | -49.113 | -26.64 | PASS |
| 11N20SISO | LCH | -7.226 | -49.122 | -27.23 | PASS |
| | HCH | -7.051 | -48.539 | -27.05 | PASS |
| 11N40SISO | LCH | -9.716 | -49.718 | -29.72 | PASS |
| | HCH | -9.221 | -49.526 | -29.22 | PASS |

| Test Graphs | | |
|---|---|---|
| 11B/LCH | 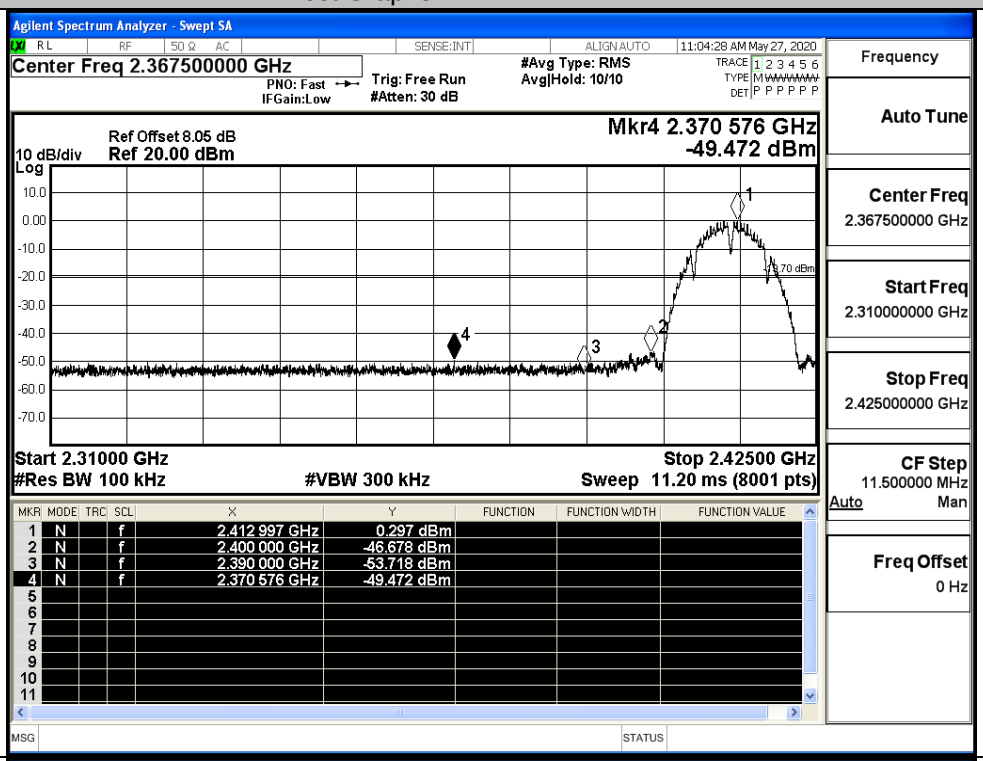 | |
| 11B/HCH | 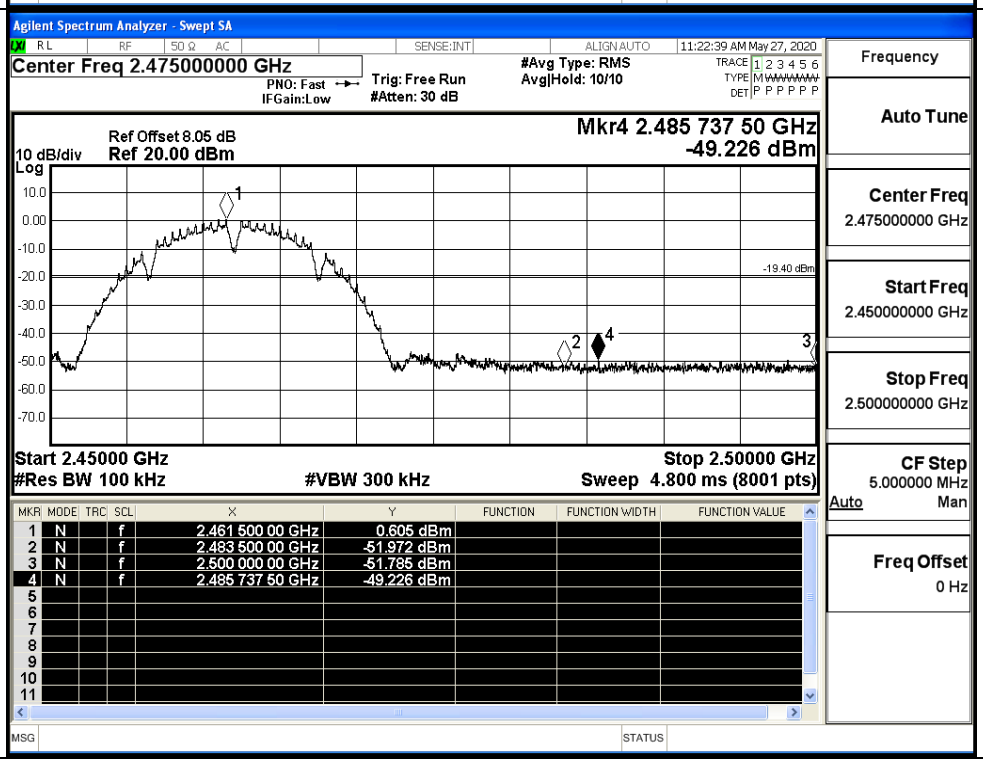 | |

11G/LCH

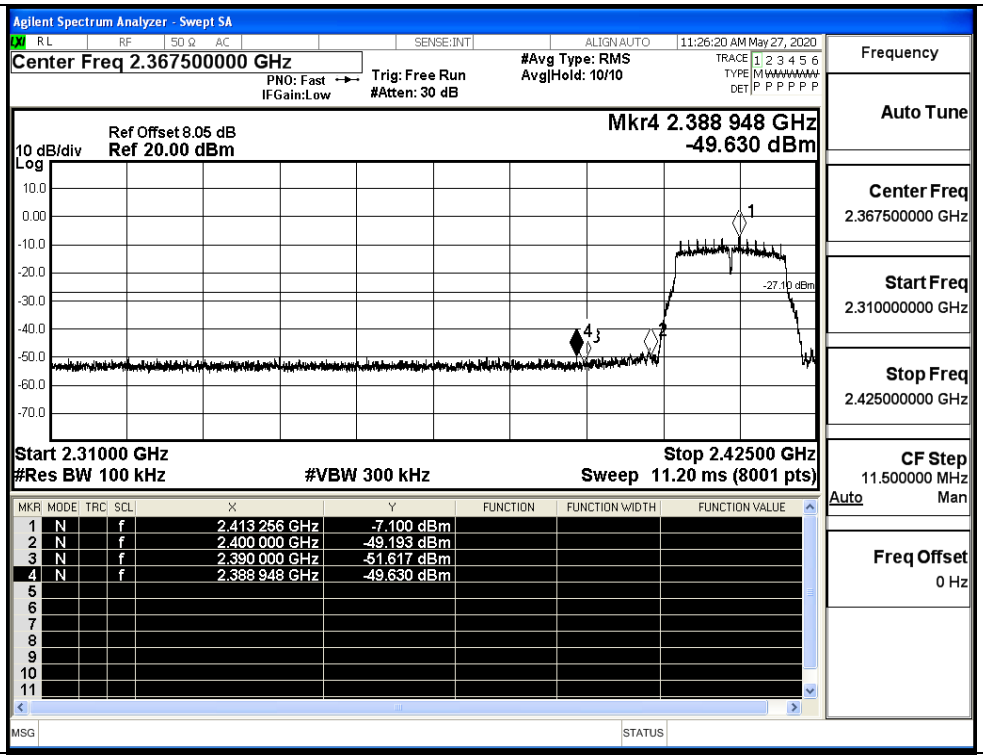


11G/HCH

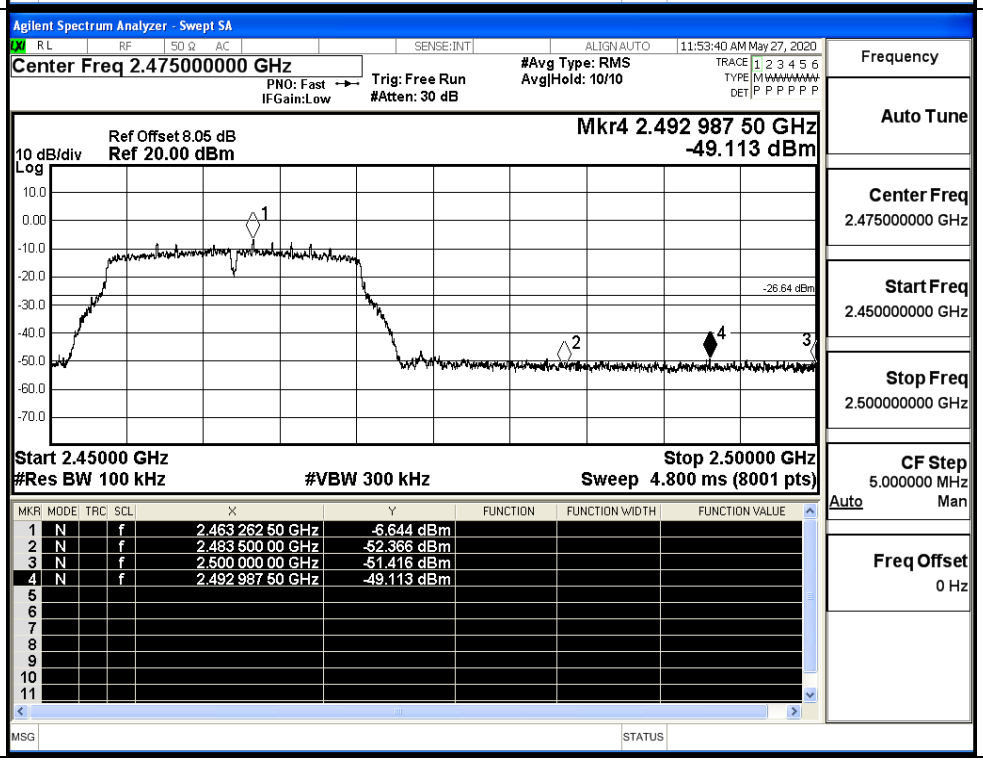

11N20SISO/LCH

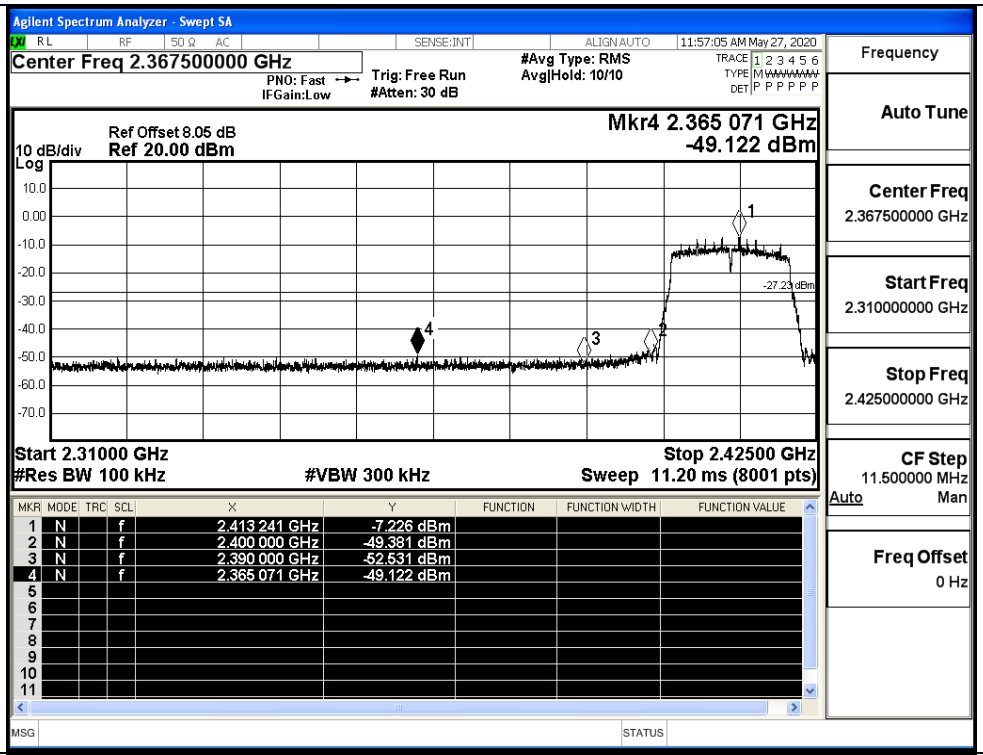


11N20SISO/HCH

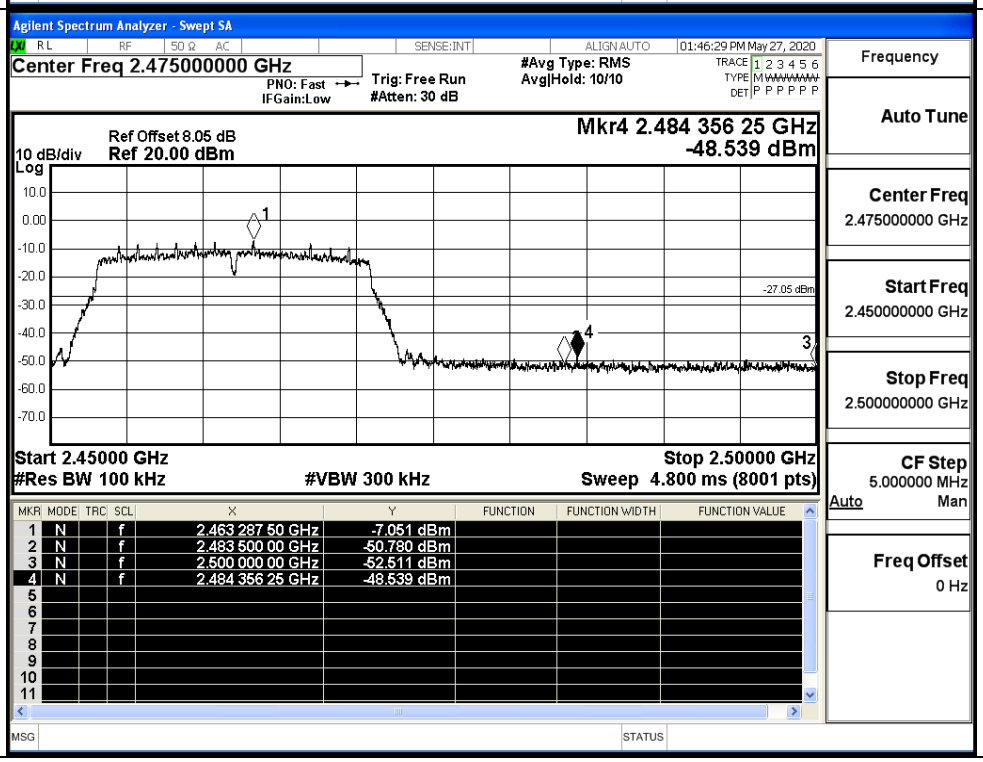

| | | |
|---|---|---|
| 11N40SISO/LCH | | 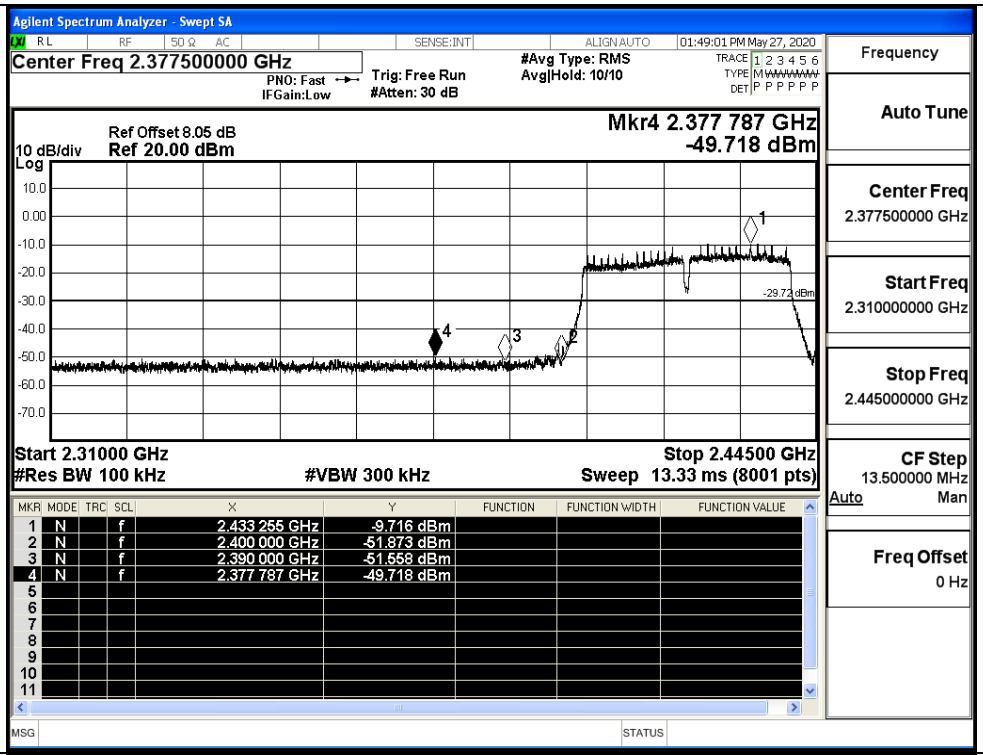 |
| 11N40SISO/HCH | | 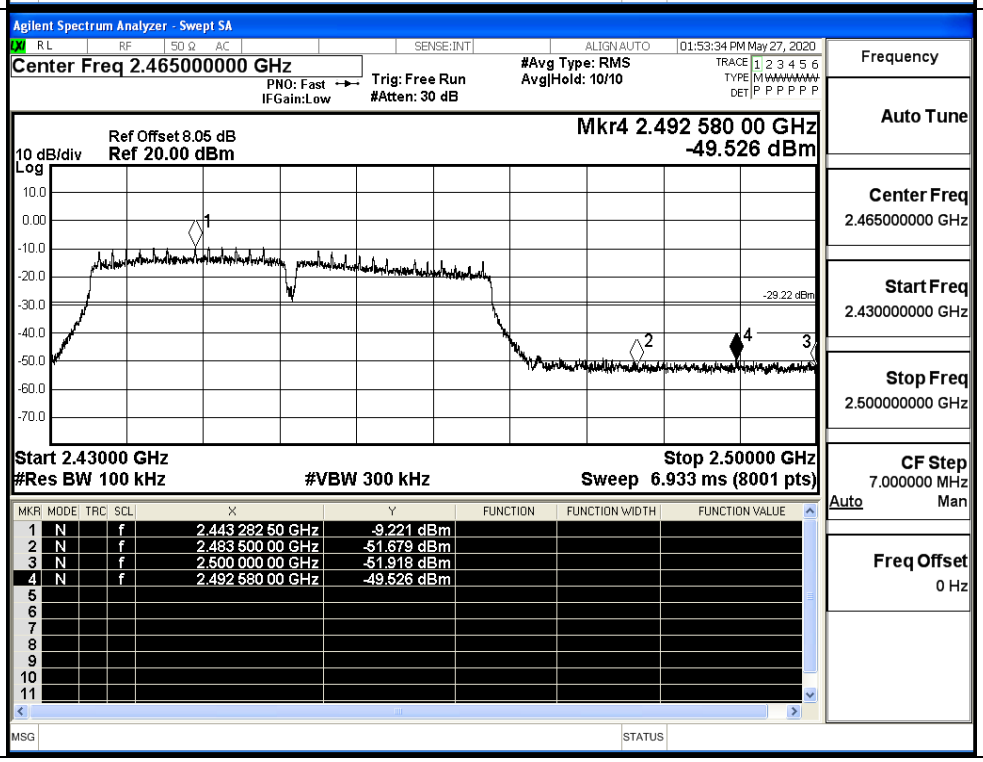 |

## C.7 Restrict-band band-edge measurements

### Ant_0

| Test Mode | Test Channel | Ant | Freq. | Power [dBm] | Gain | Ground Factor | E [dBuV/m] | Detector | Limit [dBuV/m] | Verdict |
|---|---|---|---|---|---|---|---|---|---|---|
| 11B | 2412 | Ant1 | 2310.0 | -43.05 | 2.0 | 0 | 54.18 | PEAK | 74 | PASS |
| | 2412 | Ant1 | 2310.0 | -53.61 | 2.0 | 0 | 43.62 | AV | 54 | PASS |
| | 2412 | Ant1 | 2390.0 | -42.65 | 2.0 | 0 | 54.58 | PEAK | 74 | PASS |
| | 2412 | Ant1 | 2390.0 | -53.18 | 2.0 | 0 | 44.05 | AV | 54 | PASS |
| | 2462 | Ant1 | 2483.5 | -41.55 | 2.0 | 0 | 55.68 | PEAK | 74 | PASS |
| | 2462 | Ant1 | 2483.5 | -52.72 | 2.0 | 0 | 44.51 | AV | 54 | PASS |
| | 2462 | Ant1 | 2500.0 | -41.88 | 2.0 | 0 | 55.35 | PEAK | 74 | PASS |
| | 2462 | Ant1 | 2500.0 | -52.61 | 2.0 | 0 | 44.62 | AV | 54 | PASS |
| 11G | 2412 | Ant1 | 2310.0 | -44.08 | 2.0 | 0 | 53.15 | PEAK | 74 | PASS |
| | 2412 | Ant1 | 2310.0 | -53.63 | 2.0 | 0 | 43.60 | AV | 54 | PASS |
| | 2412 | Ant1 | 2390.0 | -42.25 | 2.0 | 0 | 54.98 | PEAK | 74 | PASS |
| | 2412 | Ant1 | 2390.0 | -53.20 | 2.0 | 0 | 44.03 | AV | 54 | PASS |
| | 2462 | Ant1 | 2483.5 | -40.70 | 2.0 | 0 | 56.53 | PEAK | 74 | PASS |
| | 2462 | Ant1 | 2483.5 | -52.60 | 2.0 | 0 | 44.63 | AV | 54 | PASS |
| | 2462 | Ant1 | 2500.0 | -42.80 | 2.0 | 0 | 54.43 | PEAK | 74 | PASS |
| | 2462 | Ant1 | 2500.0 | -52.63 | 2.0 | 0 | 44.60 | AV | 54 | PASS |
| 11N20 SISO | 2412 | Ant1 | 2310.0 | -43.07 | 2.0 | 0 | 54.16 | PEAK | 74 | PASS |
| | 2412 | Ant1 | 2310.0 | -53.61 | 2.0 | 0 | 43.62 | AV | 54 | PASS |
| | 2412 | Ant1 | 2390.0 | -43.08 | 2.0 | 0 | 54.15 | PEAK | 74 | PASS |
| | 2412 | Ant1 | 2390.0 | -53.25 | 2.0 | 0 | 43.98 | AV | 54 | PASS |
| | 2462 | Ant1 | 2483.5 | -41.95 | 2.0 | 0 | 55.28 | PEAK | 74 | PASS |
| | 2462 | Ant1 | 2483.5 | -52.59 | 2.0 | 0 | 44.64 | AV | 54 | PASS |
| | 2462 | Ant1 | 2500.0 | -42.86 | 2.0 | 0 | 54.37 | PEAK | 74 | PASS |
| | 2462 | Ant1 | 2500.0 | -52.62 | 2.0 | 0 | 44.61 | AV | 54 | PASS |
| 11N40 SISO | 2422 | Ant1 | 2310.0 | -43.37 | 2.0 | 0 | 53.86 | PEAK | 74 | PASS |
| | 2422 | Ant1 | 2310.0 | -53.59 | 2.0 | 0 | 43.64 | AV | 54 | PASS |

| | | | | | | | | | | |
|---|---|---|---|---|---|---|---|---|---|---|
| | 2422 | Ant1 | 2390.0 | -42.51 | 2.0 | 0 | 54.72 | PEAK | 74 | PASS |
| | 2422 | Ant1 | 2390.0 | -53.23 | 2.0 | 0 | 44.00 | AV | 54 | PASS |
| | 2452 | Ant1 | 2483.5 | -42.33 | 2.0 | 0 | 54.90 | PEAK | 74 | PASS |
| | 2452 | Ant1 | 2483.5 | -52.68 | 2.0 | 0 | 44.55 | AV | 54 | PASS |
| | 2452 | Ant1 | 2500.0 | -41.78 | 2.0 | 0 | 55.45 | PEAK | 74 | PASS |
| | 2452 | Ant1 | 2500.0 | -52.62 | 2.0 | 0 | 44.61 | AV | 54 | PASS |

## Ant_1

| Test Mode | Test Channel | Ant | Freq. | Power [dBm] | Gain | Ground Factor | E [dBuV/m] | Detector | Limit [dBuV/m] | Verdict |
|---|---|---|---|---|---|---|---|---|---|---|
| 11B | 2412 | Ant1 | 2310.0 | -43.20 | 2.0 | 0 | 54.03 | PEAK | 74 | PASS |
| | 2412 | Ant1 | 2310.0 | -53.47 | 2.0 | 0 | 43.76 | AV | 54 | PASS |
| | 2412 | Ant1 | 2390.0 | -42.46 | 2.0 | 0 | 54.77 | PEAK | 74 | PASS |
| | 2412 | Ant1 | 2390.0 | -53.04 | 2.0 | 0 | 44.19 | AV | 54 | PASS |
| | 2462 | Ant1 | 2483.5 | -42.37 | 2.0 | 0 | 54.86 | PEAK | 74 | PASS |
| | 2462 | Ant1 | 2483.5 | -52.38 | 2.0 | 0 | 44.85 | AV | 54 | PASS |
| | 2462 | Ant1 | 2500.0 | -40.92 | 2.0 | 0 | 56.31 | PEAK | 74 | PASS |
| | 2462 | Ant1 | 2500.0 | -52.51 | 2.0 | 0 | 44.72 | AV | 54 | PASS |
| 11G | 2412 | Ant1 | 2310.0 | -43.20 | 2.0 | 0 | 54.03 | PEAK | 74 | PASS |
| | 2412 | Ant1 | 2310.0 | -53.48 | 2.0 | 0 | 43.75 | AV | 54 | PASS |
| | 2412 | Ant1 | 2390.0 | -41.39 | 2.0 | 0 | 55.84 | PEAK | 74 | PASS |
| | 2412 | Ant1 | 2390.0 | -52.88 | 2.0 | 0 | 44.35 | AV | 54 | PASS |
| | 2462 | Ant1 | 2483.5 | -42.26 | 2.0 | 0 | 54.97 | PEAK | 74 | PASS |
| | 2462 | Ant1 | 2483.5 | -52.15 | 2.0 | 0 | 45.08 | AV | 54 | PASS |
| | 2462 | Ant1 | 2500.0 | -42.24 | 2.0 | 0 | 54.99 | PEAK | 74 | PASS |
| | 2462 | Ant1 | 2500.0 | -52.52 | 2.0 | 0 | 44.71 | AV | 54 | PASS |
| 11N20 SISO | 2412 | Ant1 | 2310.0 | -43.38 | 2.0 | 0 | 53.85 | PEAK | 74 | PASS |
| | 2412 | Ant1 | 2310.0 | -53.50 | 2.0 | 0 | 43.73 | AV | 54 | PASS |
| | 2412 | Ant1 | 2390.0 | -42.93 | 2.0 | 0 | 54.30 | PEAK | 74 | PASS |
| | 2412 | Ant1 | 2390.0 | -52.88 | 2.0 | 0 | 44.35 | AV | 54 | PASS |
| | 2462 | Ant1 | 2483.5 | -41.04 | 2.0 | 0 | 56.19 | PEAK | 74 | PASS |

| | | | | | | | | | | |
|---|---|---|---|---|---|---|---|---|---|---|
| | 2462 | Ant1 | 2483.5 | -52.10 | 2.0 | 0 | 45.13 | AV | 54 | PASS |
| | 2462 | Ant1 | 2500.0 | -40.75 | 2.0 | 0 | 56.48 | PEAK | 74 | PASS |
| | 2462 | Ant1 | 2500.0 | -52.50 | 2.0 | 0 | 44.73 | AV | 54 | PASS |
| 11N40 SISO | 2422 | Ant1 | 2310.0 | -43.76 | 2.0 | 0 | 53.47 | PEAK | 74 | PASS |
| | 2422 | Ant1 | 2310.0 | -53.51 | 2.0 | 0 | 43.72 | AV | 54 | PASS |
| | 2422 | Ant1 | 2390.0 | -42.96 | 2.0 | 0 | 54.27 | PEAK | 74 | PASS |
| | 2422 | Ant1 | 2390.0 | -52.95 | 2.0 | 0 | 44.28 | AV | 54 | PASS |
| | 2452 | Ant1 | 2483.5 | -41.71 | 2.0 | 0 | 55.52 | PEAK | 74 | PASS |
| | 2452 | Ant1 | 2483.5 | -52.37 | 2.0 | 0 | 44.86 | AV | 54 | PASS |
| | 2452 | Ant1 | 2500.0 | -41.18 | 2.0 | 0 | 56.05 | PEAK | 74 | PASS |
| | 2452 | Ant1 | 2500.0 | -52.55 | 2.0 | 0 | 44.68 | AV | 54 | PASS |

## Combined Ant_0 and Ant_1

| Test Mode | Frequency (MHz) | Covert Radiated E Level At 3m (dBuV/m) | | | Antenna Gain (dBi) | Ground Factor | E [dBuV/m] | Detector | Limit (dBuV/m) |
|---|---|---|---|---|---|---|---|---|---|
| | | Ant0 | Ant1 | Sum | | | | | |
| 11N20 MIMO | 2412 | -43.07 | -43.38 | -40.21 | 3.01 | 0 | 58.03 | Peak | 74 |
| | 2412 | -53.61 | -53.50 | -50.54 | 3.01 | 0 | 47.69 | Average | 54 |
| | 2412 | -43.08 | -42.93 | -39.99 | 3.01 | 0 | 58.24 | Peak | 74 |
| | 2412 | -53.25 | -52.88 | -50.05 | 3.01 | 0 | 48.19 | Average | 54 |
| | 2462 | -41.95 | -41.04 | -38.46 | 3.01 | 0 | 59.78 | Peak | 74 |
| | 2462 | -52.59 | -52.10 | -49.33 | 3.01 | 0 | 48.91 | Average | 54 |
| | 2462 | -42.86 | -40.75 | -38.67 | 3.01 | 0 | 59.57 | Peak | 74 |
| | 2462 | -52.62 | -52.50 | -49.55 | 3.01 | 0 | 48.69 | Average | 54 |
| 11N40 MIMO | 2422 | -43.37 | -43.76 | -40.55 | 3.01 | 0 | 57.69 | Peak | 74 |
| | 2422 | -53.59 | -53.51 | -50.54 | 3.01 | 0 | 47.70 | Average | 54 |
| | 2422 | -42.51 | -42.96 | -39.72 | 3.01 | 0 | 58.52 | Peak | 74 |
| | 2422 | -53.23 | -52.95 | -50.08 | 3.01 | 0 | 48.16 | Average | 54 |
| | 2452 | -42.33 | -41.71 | -39.00 | 3.01 | 0 | 59.24 | Peak | 74 |
| | 2452 | -52.68 | -52.37 | -49.51 | 3.01 | 0 | 48.73 | Average | 54 |
| | 2452 | -41.78 | -41.18 | -38.46 | 3.01 | 0 | 59.78 | Peak | 74 |
| | 2452 | -52.62 | -52.55 | -49.57 | 3.01 | 0 | 48.66 | Average | 54 |

Restrict-band band-edge measurements_11B_2412_Ant1_PEAK

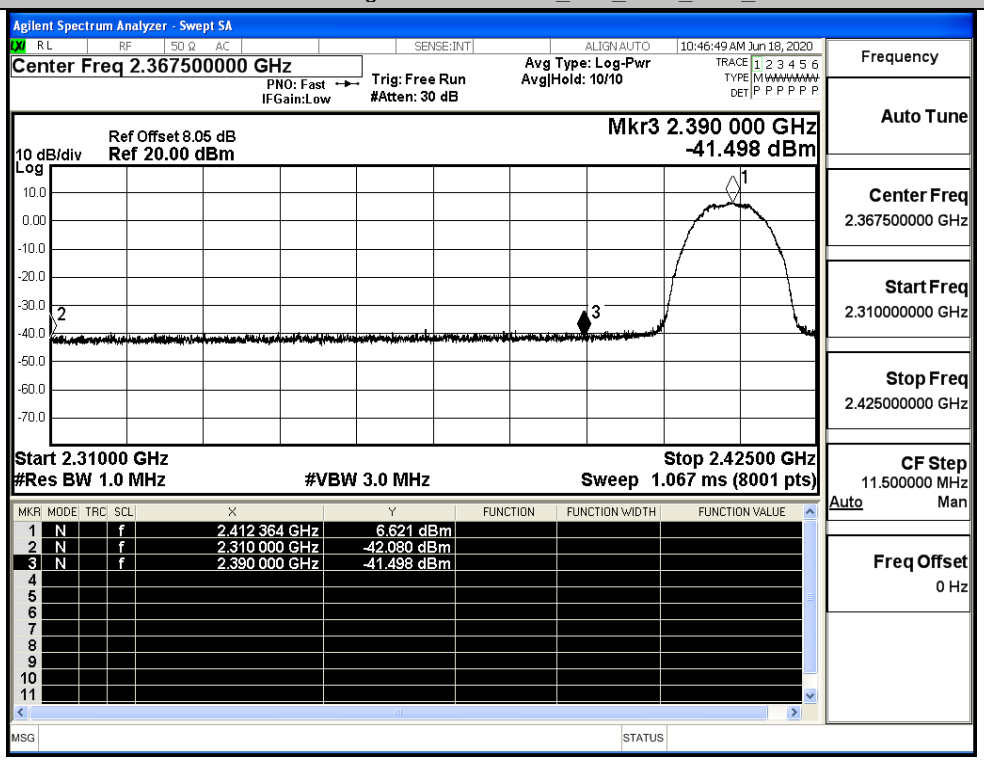


Restrict-band band-edge measurements_11B_2412_Ant1_AV

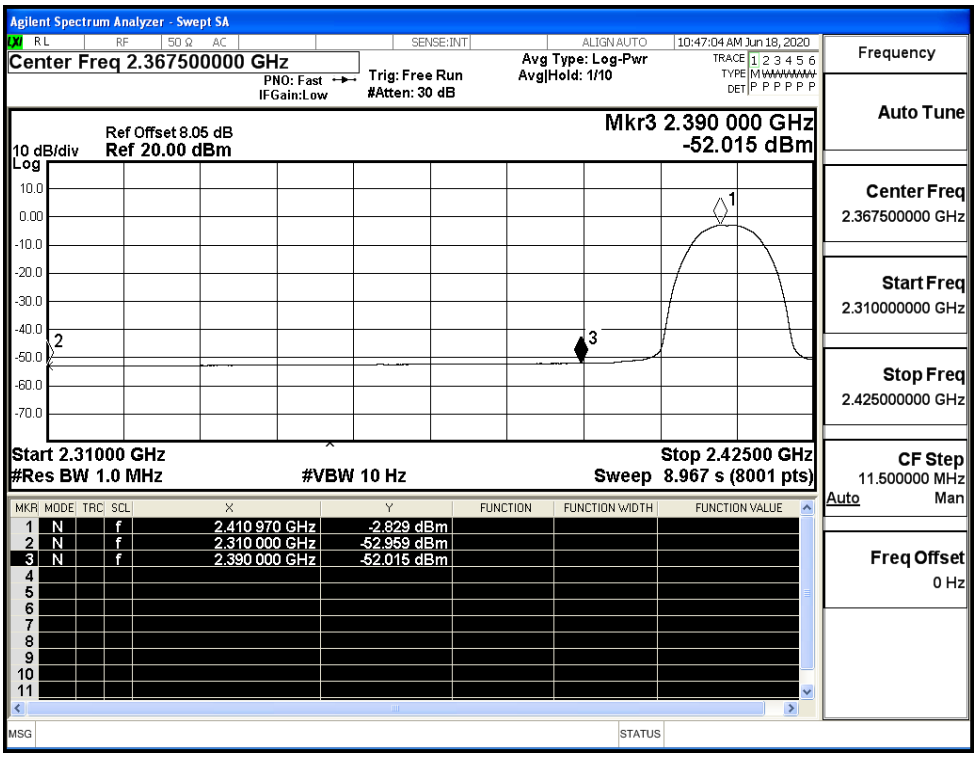

Restrict-band band-edge measurements_11B_2462_Ant1_PEAK

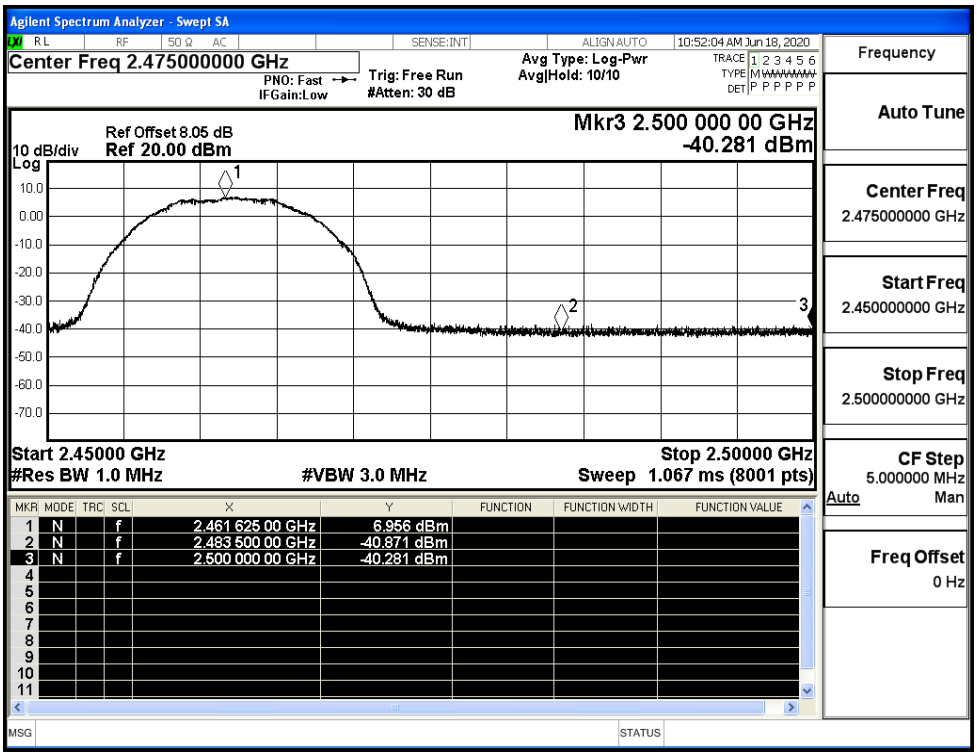


Restrict-band band-edge measurements_11B_2462_Ant1_AV

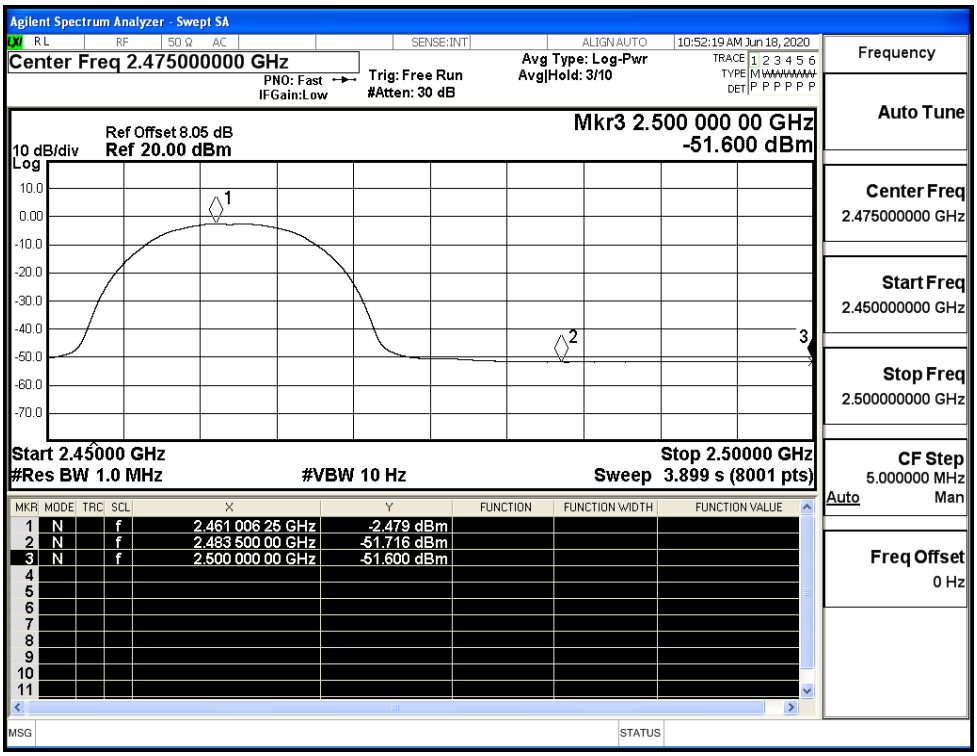

Restrict-band band-edge measurements_11G_2412_Ant1_PEAK

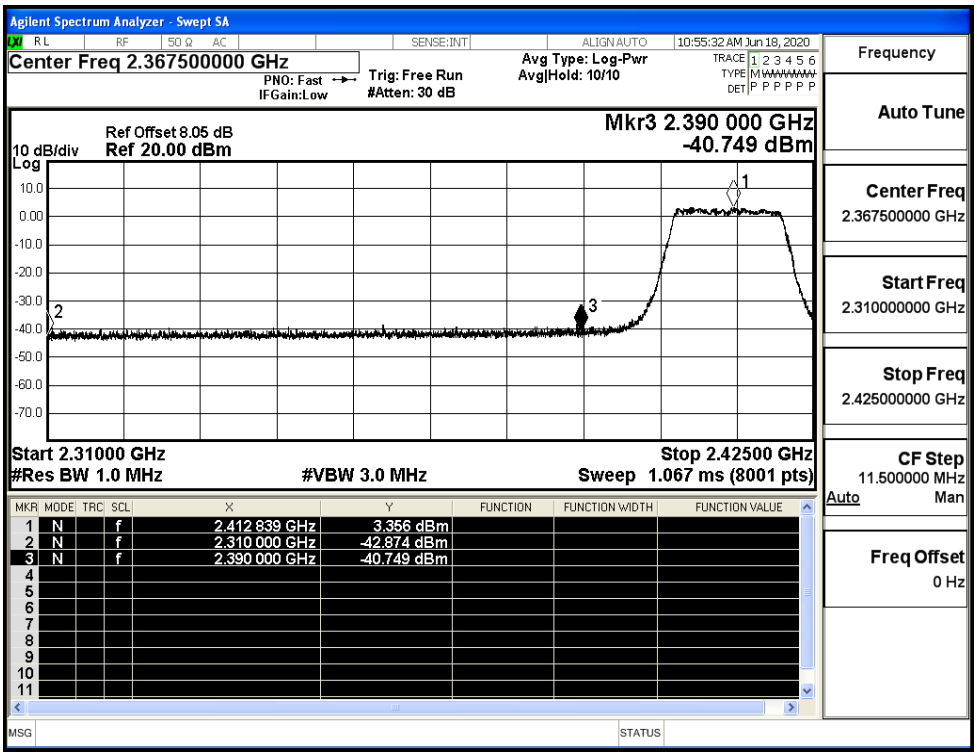


Restrict-band band-edge measurements_11G_2412_Ant1_AV

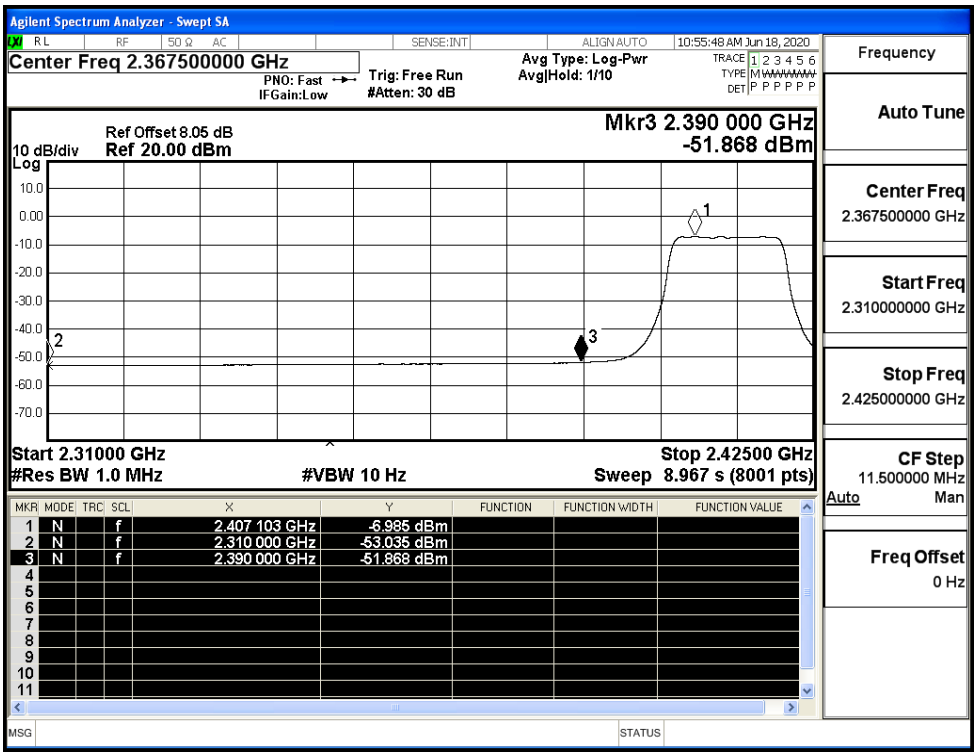

Restrict-band band-edge measurements_11G_2462_Ant1_PEAK

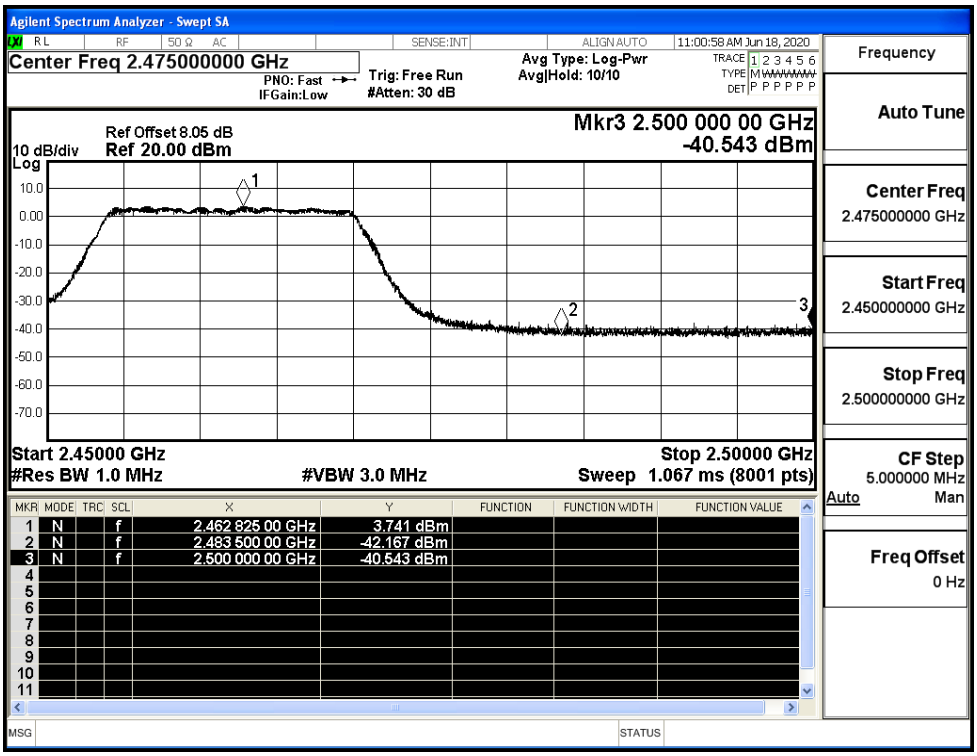


Restrict-band band-edge measurements_11G_2462_Ant1_AV

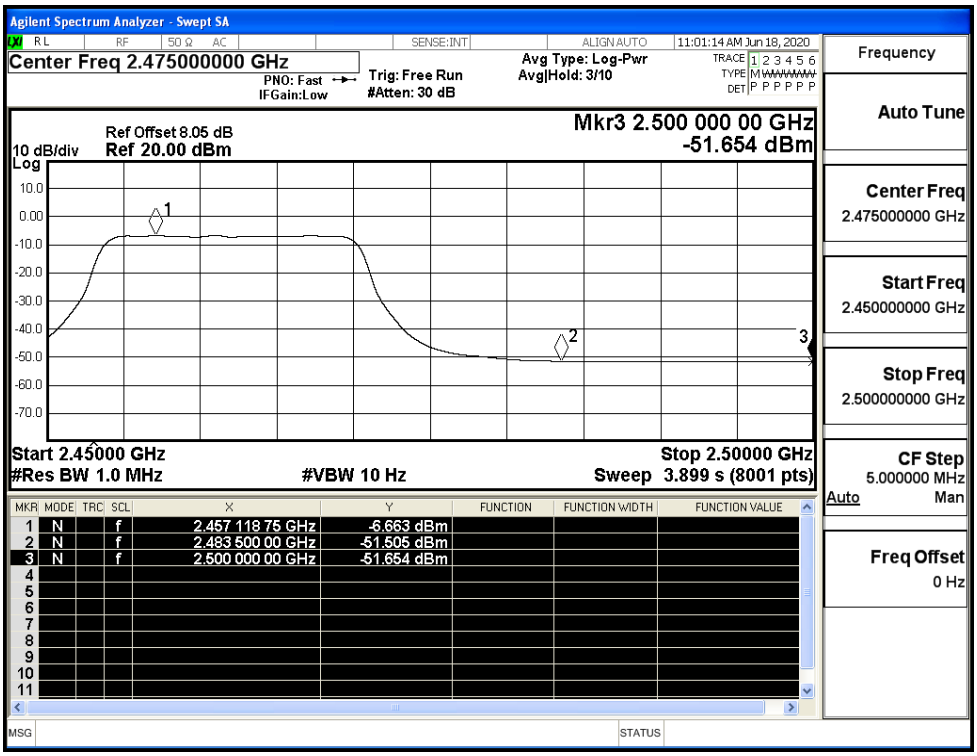

Restrict-band band-edge measurements_11N20SISO_2412_Ant1_PEAK

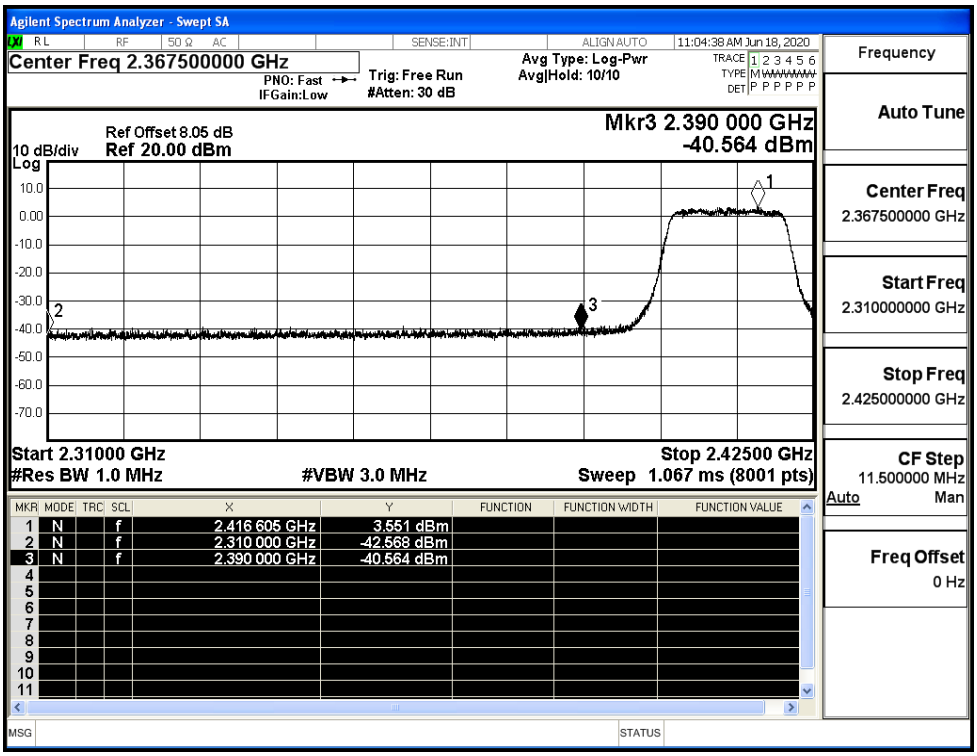


Restrict-band band-edge measurements_11N20SISO_2412_Ant1_AV

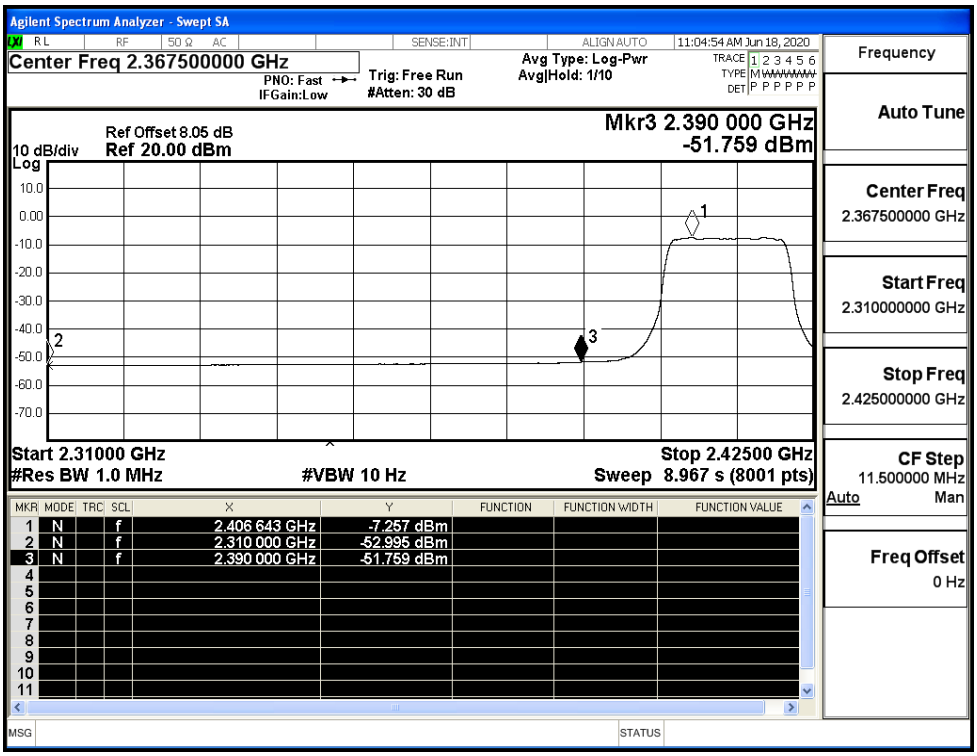

Restrict-band band-edge measurements_11N20SISO_2462_Ant1_PEAK

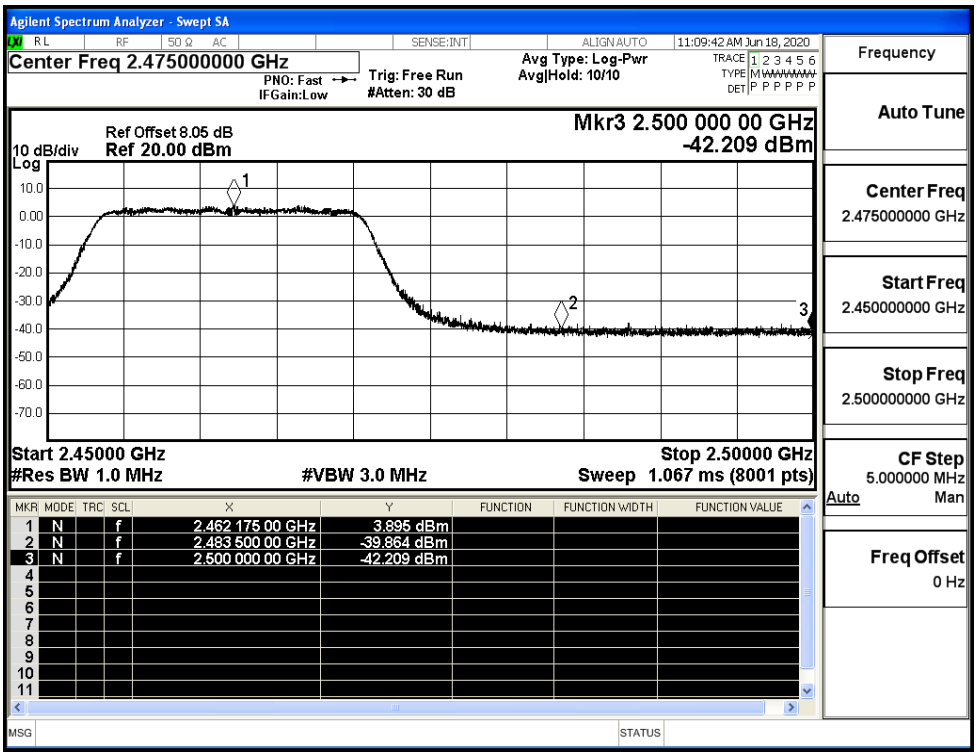


Restrict-band band-edge measurements_11N20SISO_2462_Ant1_AV

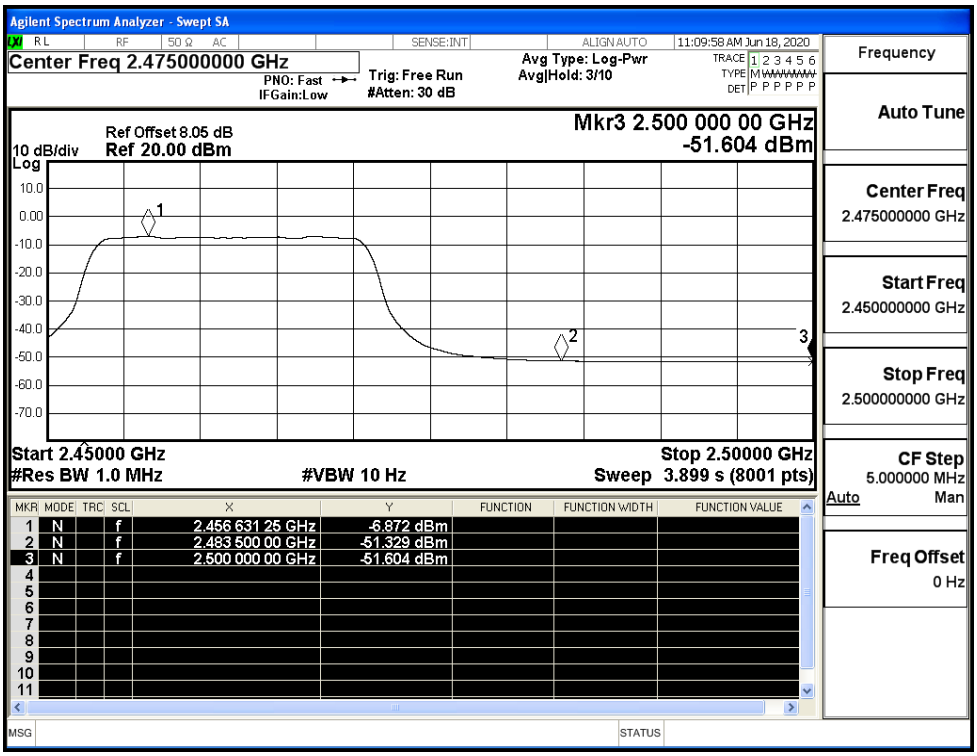

Restrict-band band-edge measurements_11N40SISO_2422_Ant1_PEAK

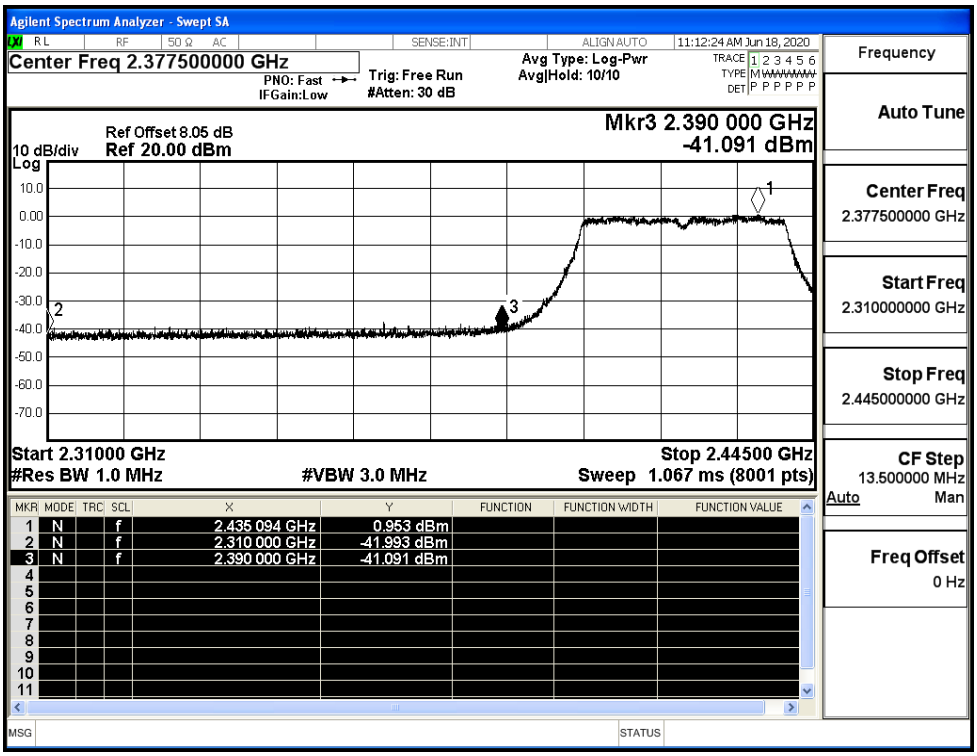


Restrict-band band-edge measurements_11N40SISO_2422_Ant1_AV

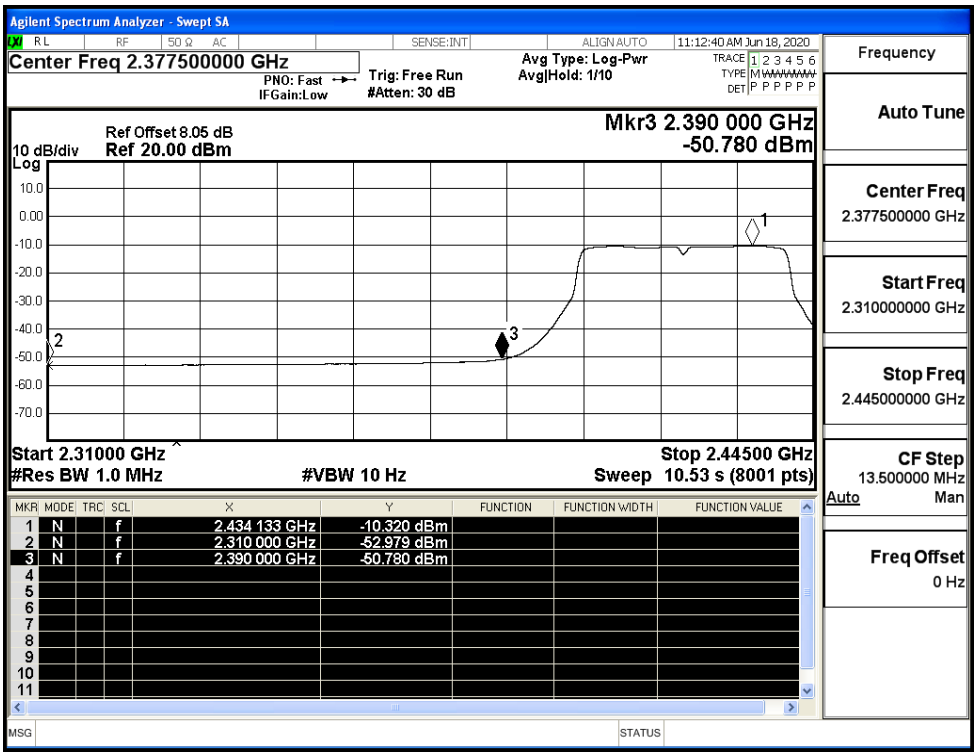

Restrict-band band-edge measurements_11N40SISO_2452_Ant1_PEAK

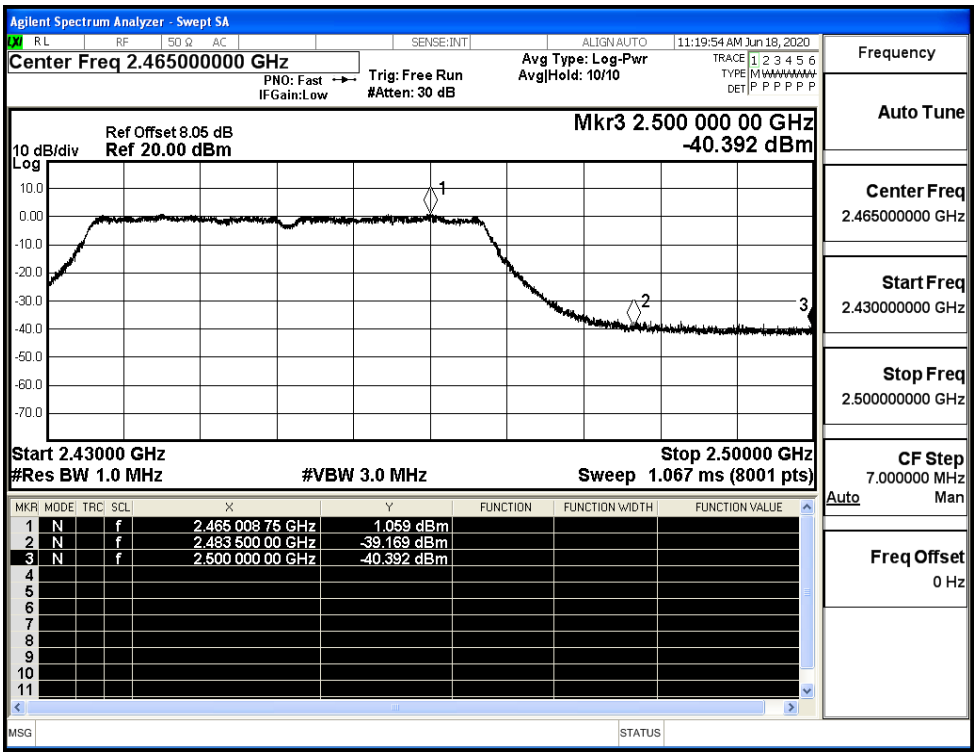


Restrict-band band-edge measurements_11N40SISO_2452_Ant1_AV

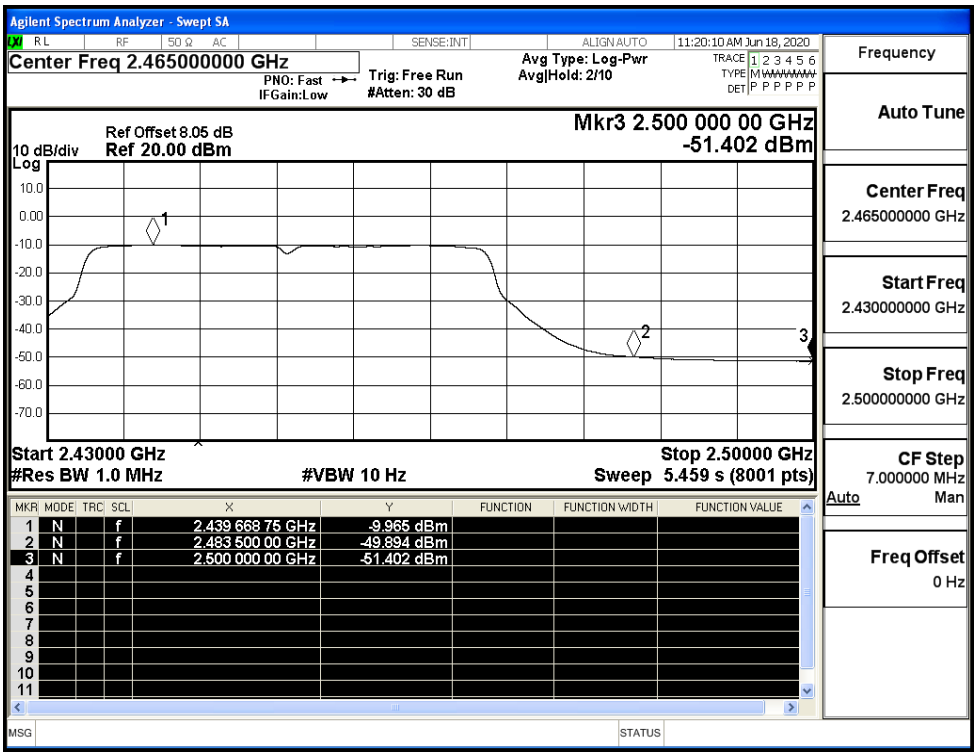

Restrict-band band-edge measurements_11B_2412_Ant1_PEAK

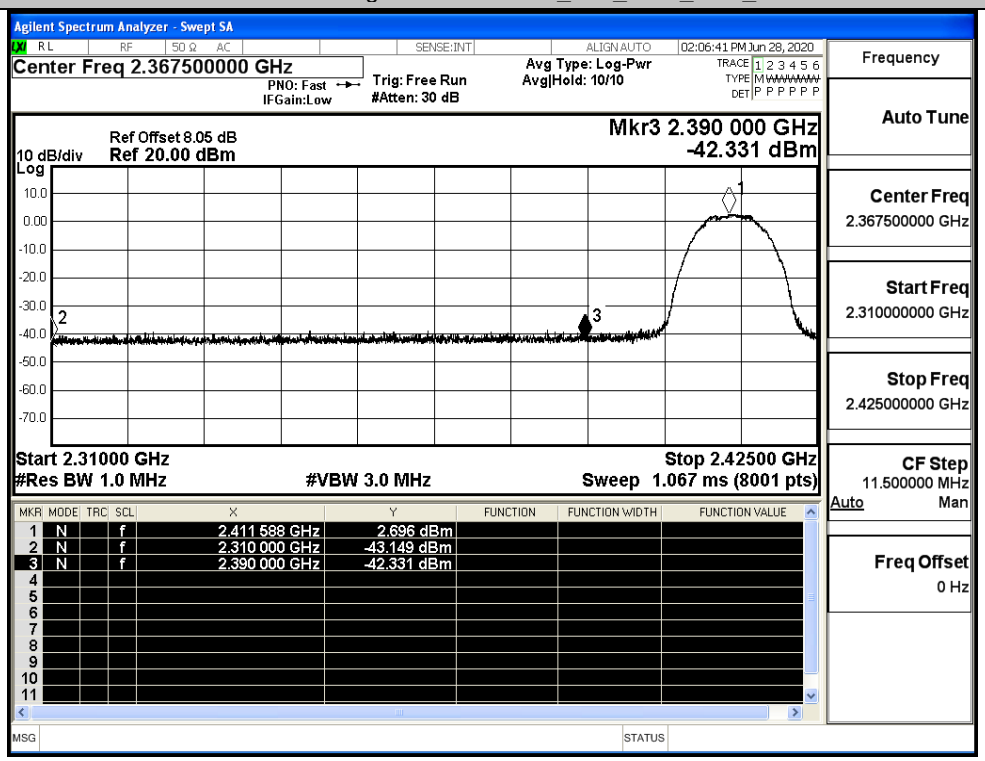


Restrict-band band-edge measurements_11B_2412_Ant1_AV

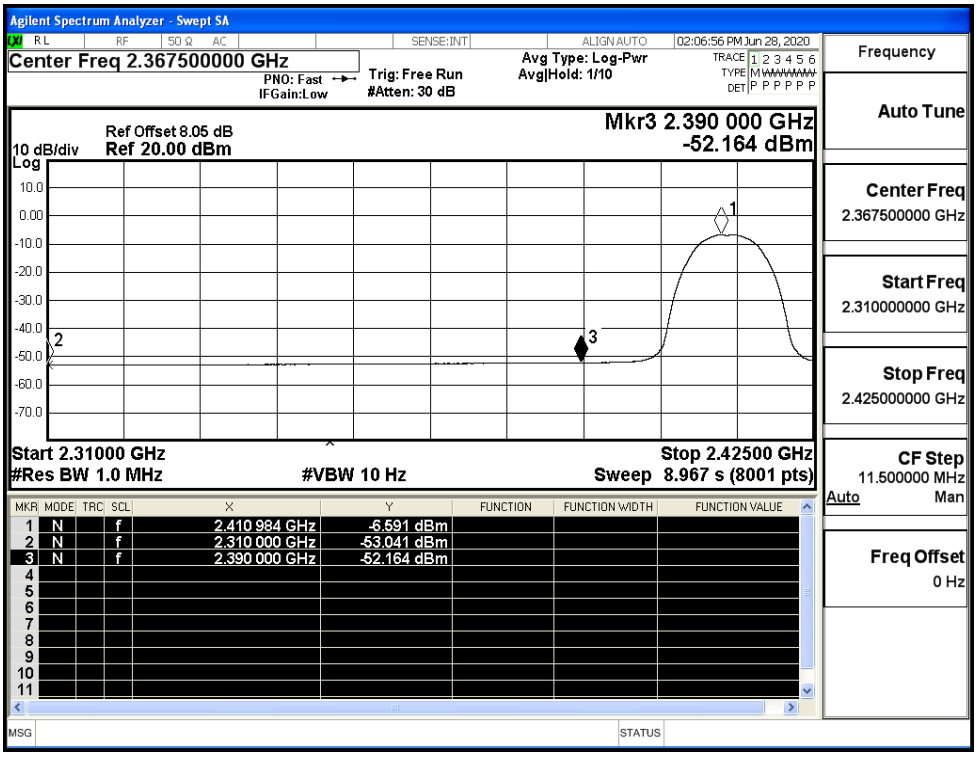


Restrict-band band-edge measurements_11B_2462_Ant1_PEAK

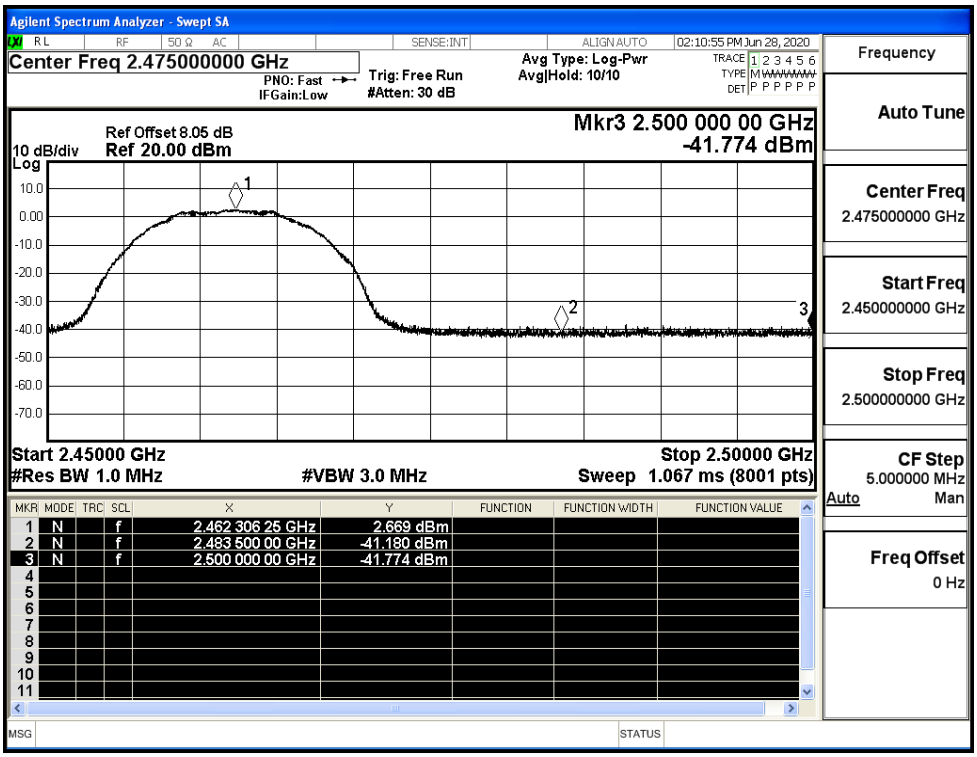


Restrict-band band-edge measurements_11B_2462_Ant1_AV

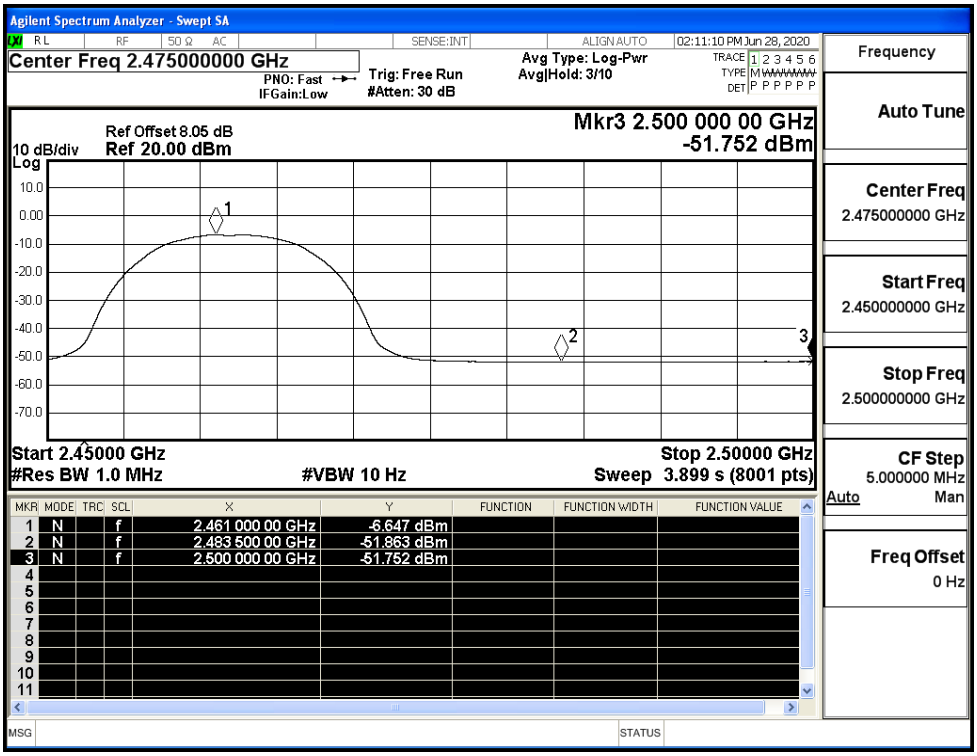


Restrict-band band-edge measurements_11G_2412_Ant1_PEAK

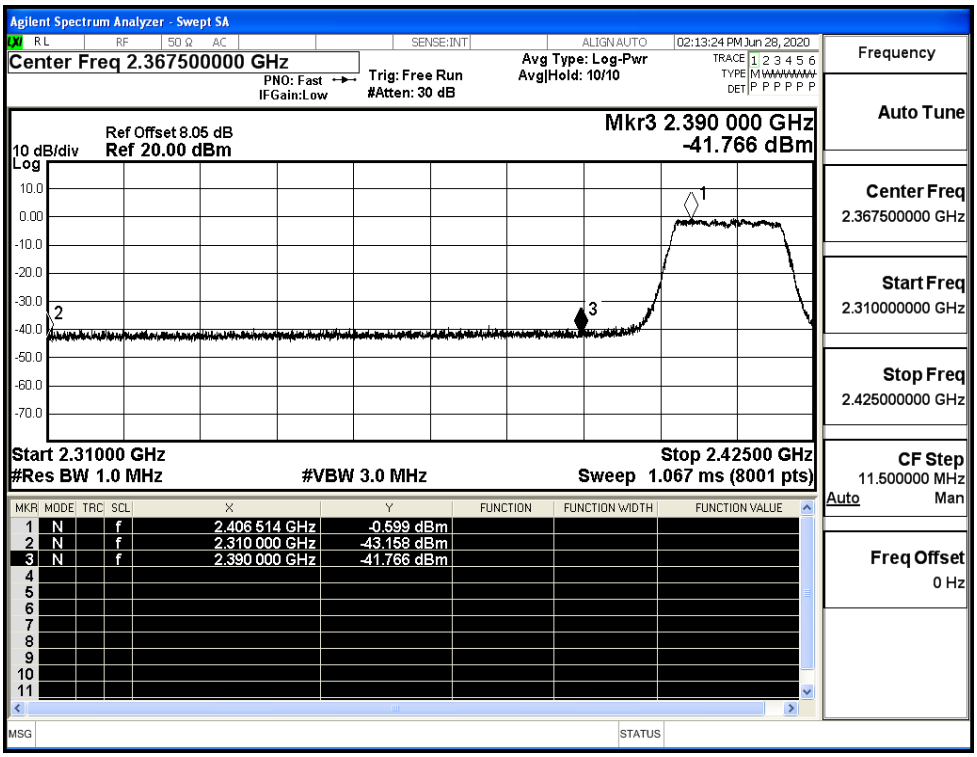


Restrict-band band-edge measurements_11G_2412_Ant1_AV

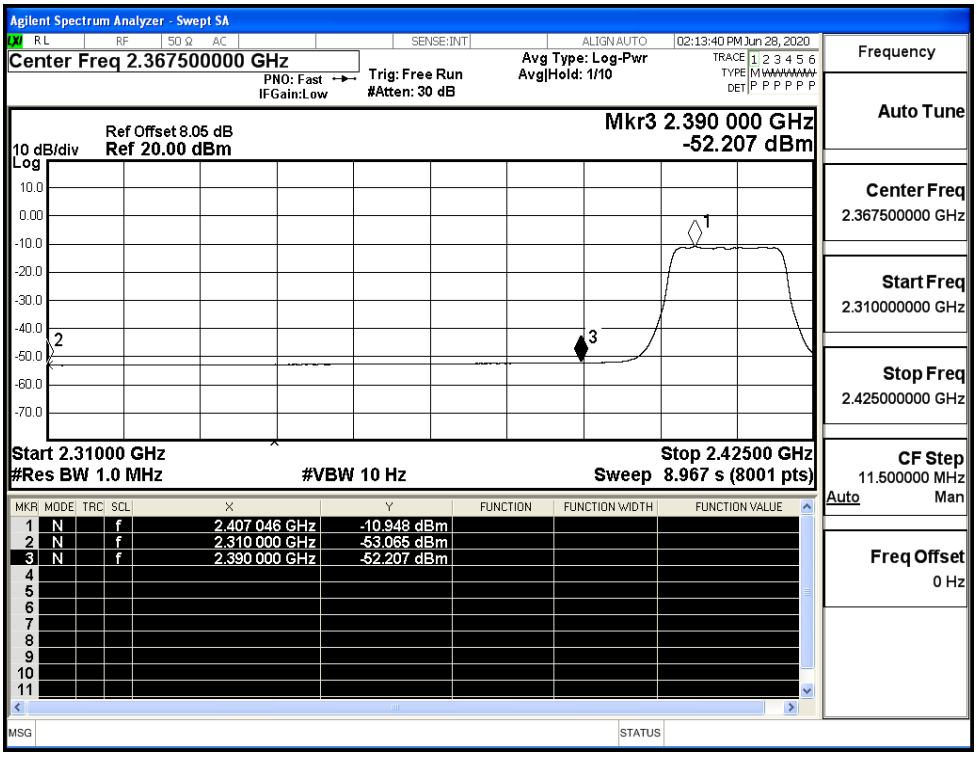


Restrict-band band-edge measurements_11G_2462_Ant1_PEAK

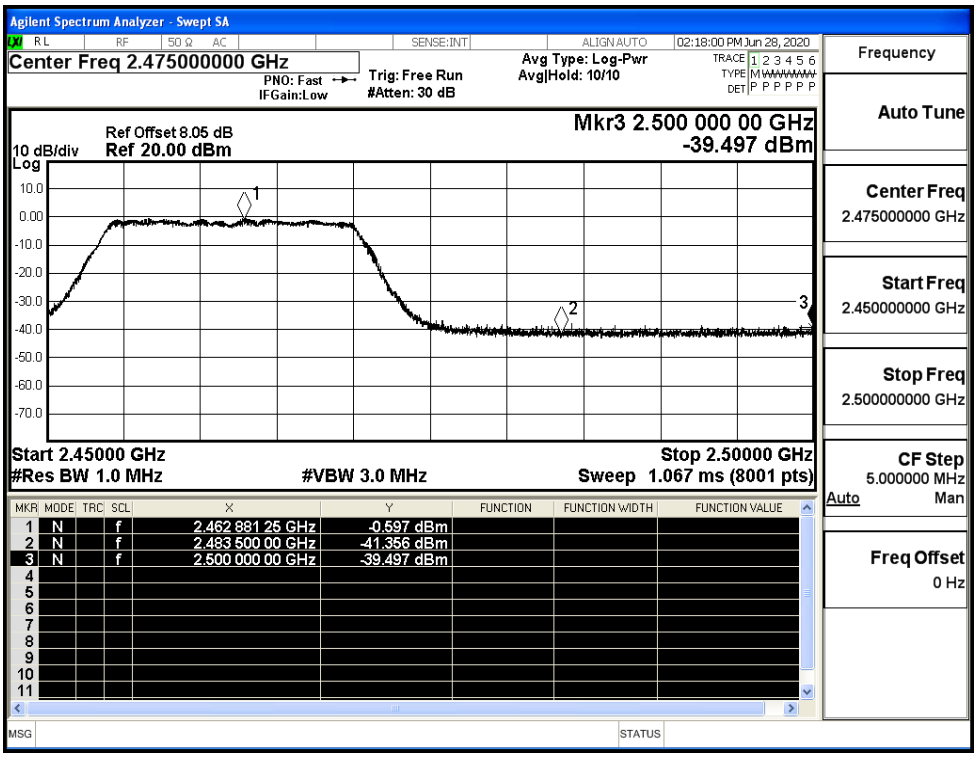


Restrict-band band-edge measurements_11G_2462_Ant1_AV

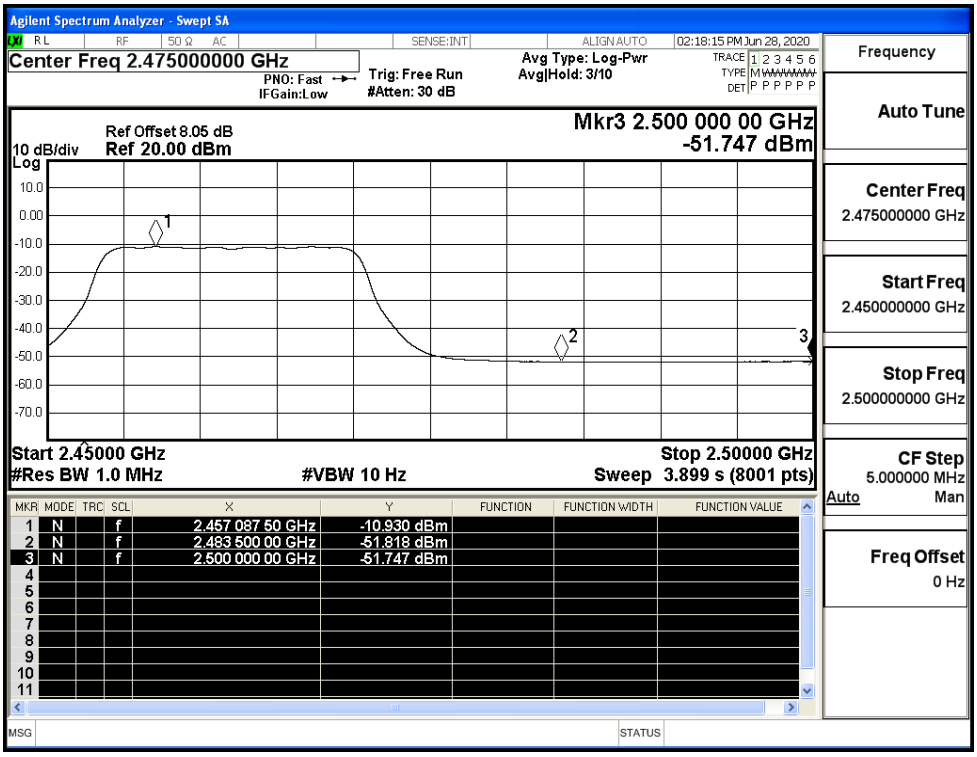


Restrict-band band-edge measurements_11N20SISO_2412_Ant1_PEAK

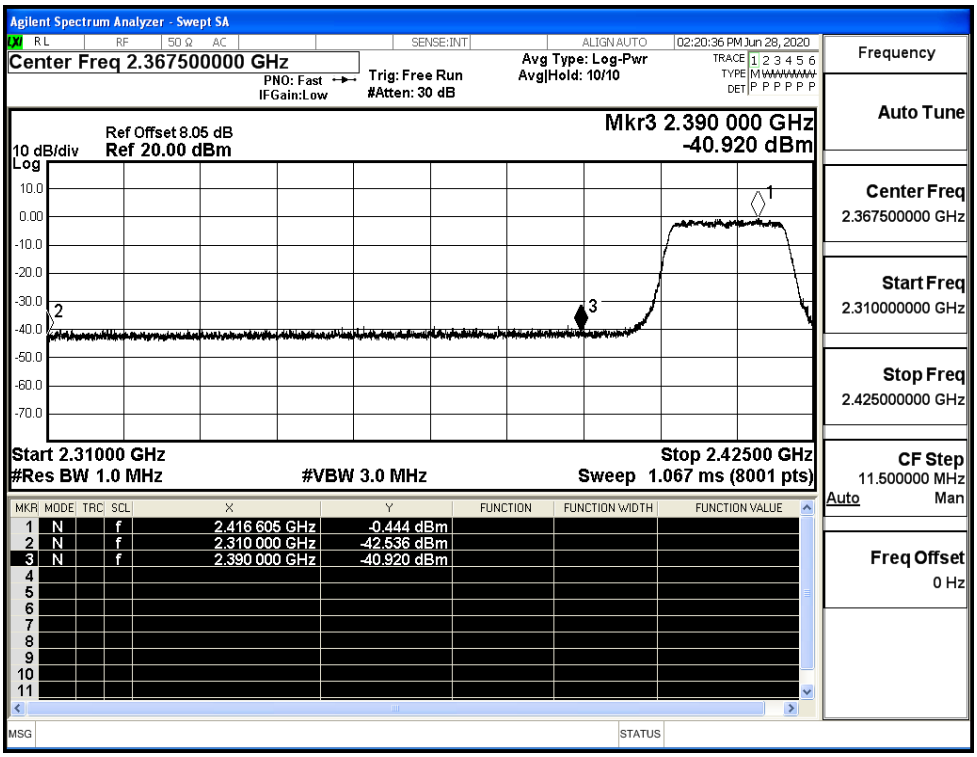


Restrict-band band-edge measurements_11N20SISO_2412_Ant1_AV

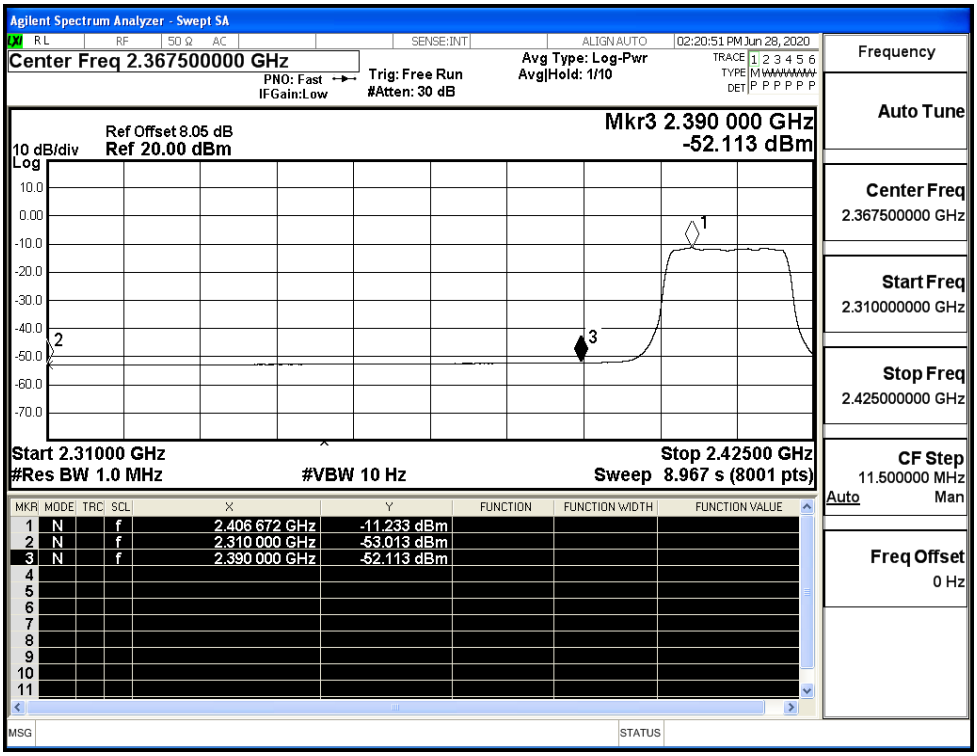


Restrict-band band-edge measurements_11N20SISO_2462_Ant1_PEAK

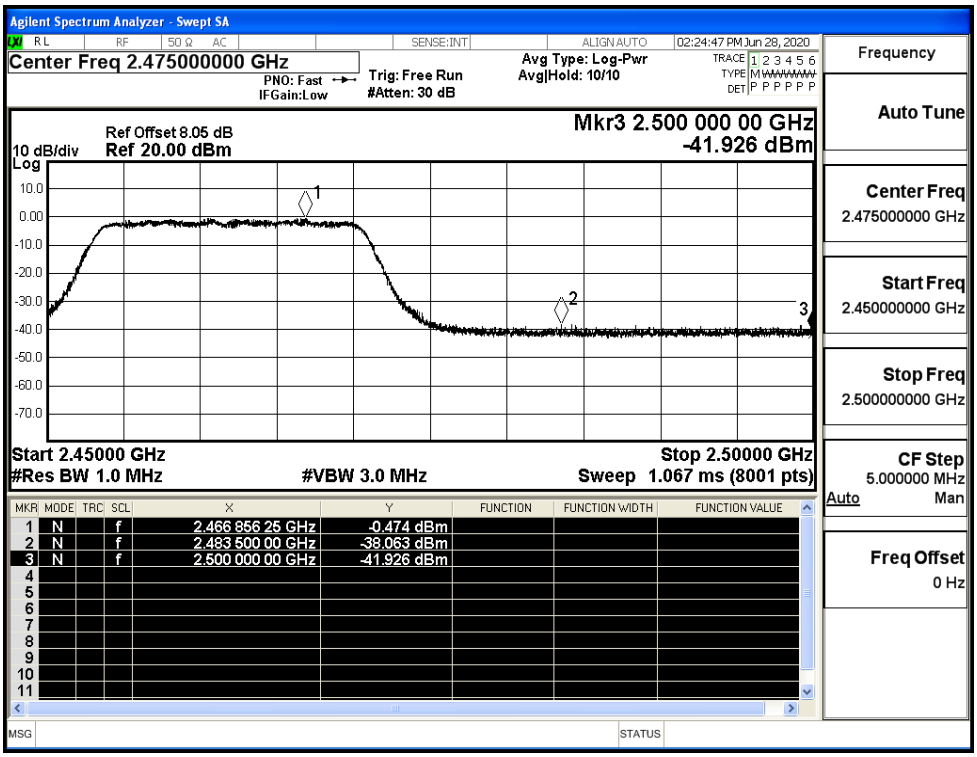


Restrict-band band-edge measurements_11N20SISO_2462_Ant1_AV

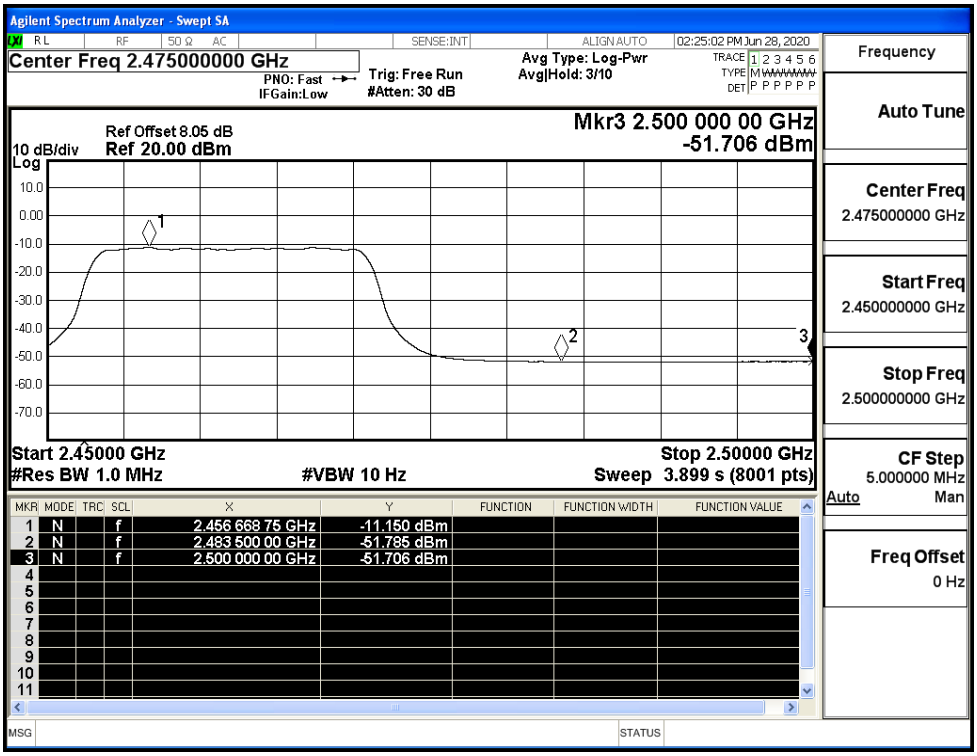


Restrict-band band-edge measurements_11N40SISO_2422_Ant1_PEAK

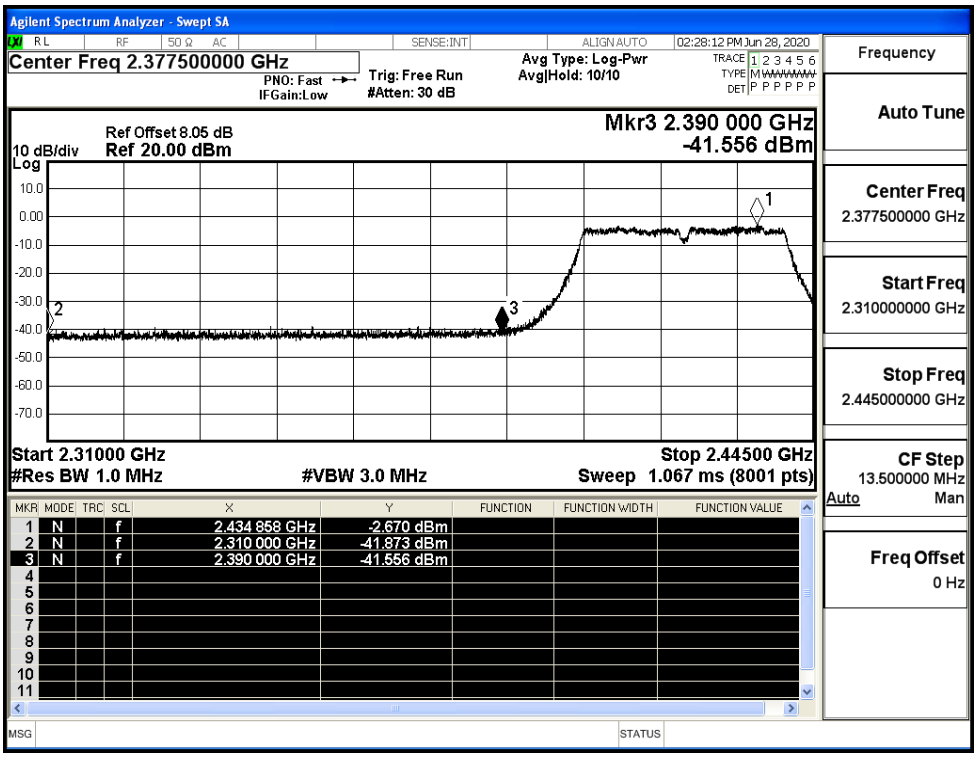


Restrict-band band-edge measurements_11N40SISO_2422_Ant1_AV

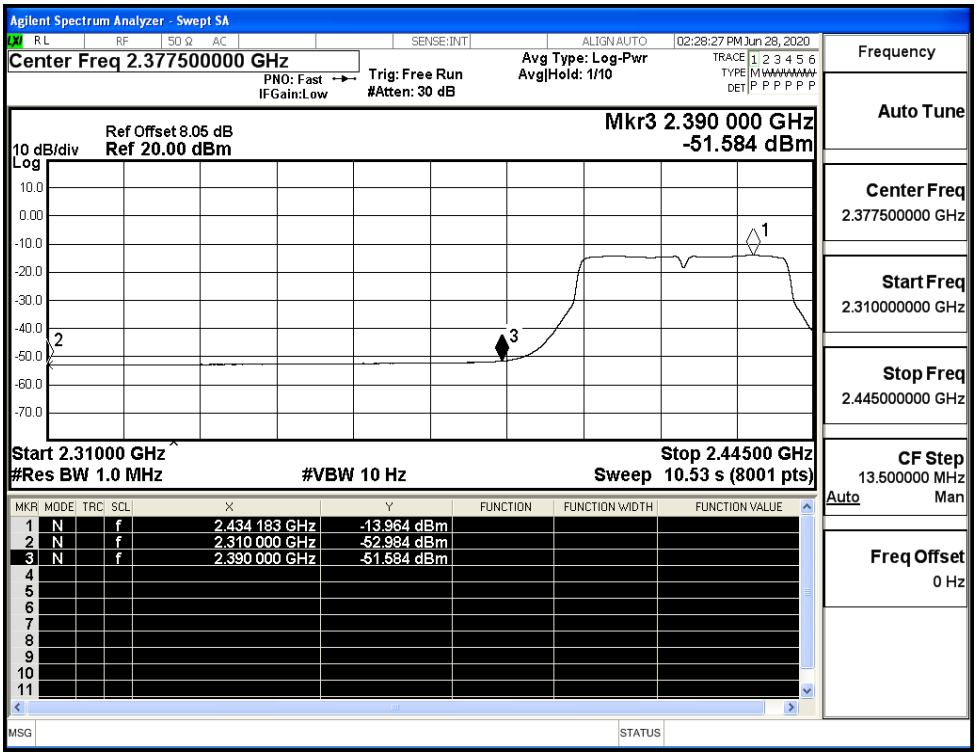


Restrict-band band-edge measurements_11N40SISO_2452_Ant1_PEAK

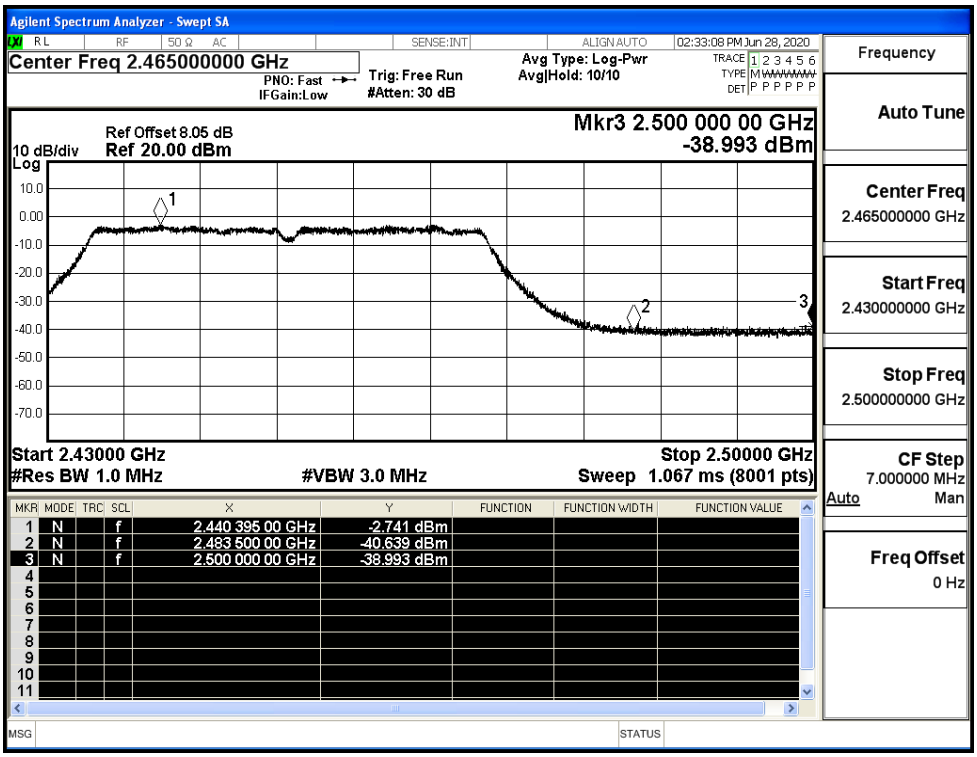


Restrict-band band-edge measurements_11N40SISO_2452_Ant1_AV

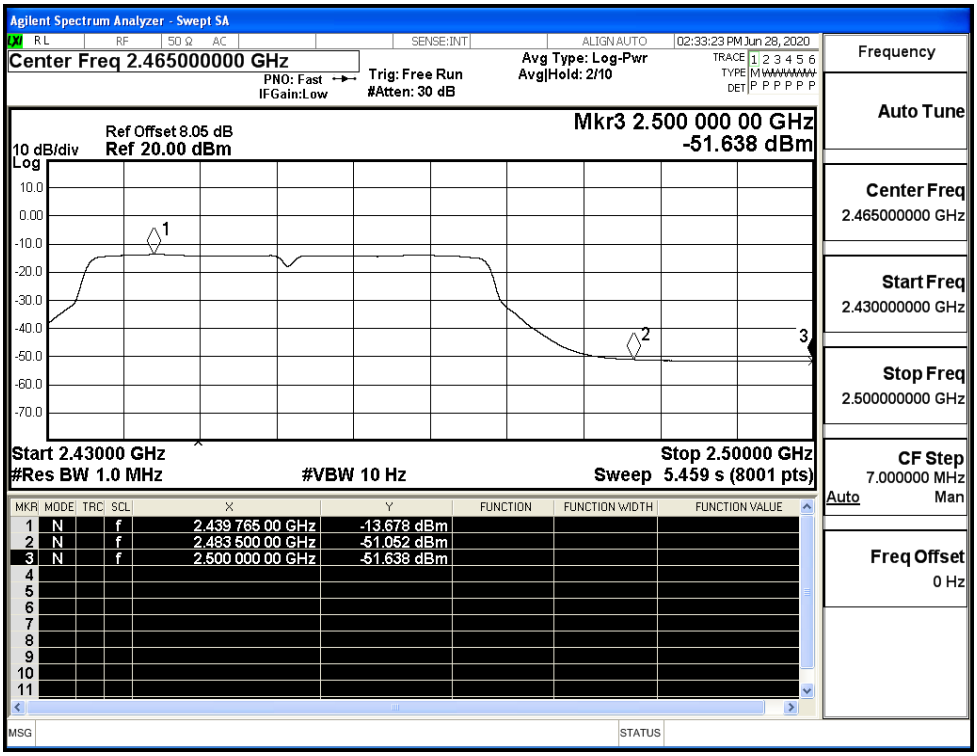
Agilent Spectrum Analyzer - Swept SA
Center Freq 2.465000000 GHz
PNO: Fast
IFGain:Low
Trig: Free Run
#Atten: 30 dB
Avg Type: Log-Pwr
Avg|Hold: 2/10
02:33:23 PM Jun 28, 2020
Ref Offset 8.05 dB
10 dB/div
Ref 20.00 dBm
Log
Mkr3 2.500 000 00 GHz
-51.638 dBm
Start 2.43000 GHz
#Res BW 1.0 MHz
#VBW 10 Hz
Stop 2.50000 GHz
Sweep 5.459 s (8001 pts)
1 N f 2.439 765 00 GHz -13.678 dBm
2 N f 2.483 500 00 GHz -51.052 dBm
3 N f 2.500 000 00 GHz -51.638 dBm
Frequency
Auto Tune
Center Freq
2.465000000 GHz
Start Freq
2.430000000 GHz
Stop Freq
2.500000000 GHz
CF Step
7.000000 MHz
Auto
Man
Freq Offset
0 Hz