Model： J2013

可视电子门铃

用户指南

V1.0

一 产品介绍

电子门铃是一款采用低功耗免布线无线联网的高清视频对讲设备，是门口解决方案的重要组成部分。访客按门铃直接呼到业主手机端，可以让业主随时随地和访客进行视频对话，并可远程开门让访客进入。电子门铃自带移动侦测功能，对于在门口逗留的人员可以自动拍照或录微视频存档，供业主查看。设备自带红外补偿功能，夜晚也很清晰。产品的APP支持智能系统拓展，可以增加门锁、门磁等智能设备，用于构建完善的门口安防系统，同时也支持灯光、窗帘、空调等智能家庭应用。

二 产品特点

1. 支持2.4GWiFi无线联网；
2.支持移动侦测,自动拍照录像，可回放;
3. 支持红外夜视功能;
4.支持高清视频对话;
5.支持双向语音通讯;
6. 安装方便,无需布线;
7. 低功耗,待机时间长;
8. APP实时查看;
9. 可联动开锁;

三 产品清单

- 1 x 电子门铃主机
- 1 x 说明书
- 1 x 双面胶
- 4 x 膨胀胶塞
- 4 x 自攻螺钉
- 2 x 平头螺钉
- 2 x 带帽圆头螺钉

四 产品结构

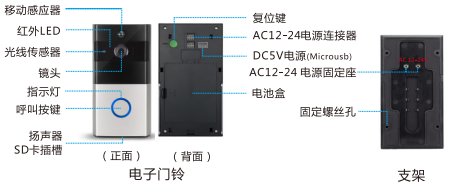

注：设计若有局部改进,请以实物为准。

五 技术参数

传 感 器：1/3''CMOS摄头
最小照度：0.8Lux/F1.4(彩色模式),0.3Lux/F1.4(黑白模式)
压缩码率：32kbps-2Mbps
视频标准：H.264
联网方式：WiFi2.4G
通讯协议：TCP/IP,HTTP,DHCP,DNS,RTSP
电池规格：3.7-4.2V(*18650**2)（2600mAh/节）
电流功耗：200uA（待机），200mA（工作）
存储容量：8G/16G/32G
外壳材质：ABS
产品毛重：约520g
产品尺寸：142*76*34mm

视　　角：对角145°，水平100°垂直55°
分 辨 率：720P
最大帧率：25fps
语音通讯：双向
无线标准：IEEE802.11 b/g/n
供电方式：电池+外置电源
外置电源：DC5V（micro-usb）/ AC12-14V
存储功能：SD卡
防水等级：IP65
认证标准：CE ROSH FCC
产品净重：约410g
包装尺寸：190*117*75mm

六 安装指导

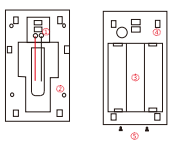

1.将外置电源线穿过外接电源孔并用螺丝拧紧;
2.将支架固定到墙体上;
3.安装电池后,盖上电池盖;
4.将主机的卡扣插进支架上的挂孔,向下拉维拉到底;
5.拧紧锁定螺钉;

七 使用指南

1.打开APP首页左上角的扫描工具，扫描主机上的二维码。

2.依次命名设备->填写WiFi名称和密码->生成二维码。

3.长按复位键约5s,使主机进入配网模式。

4.将APP生成的二维码放到摄像头面前,完成配网。

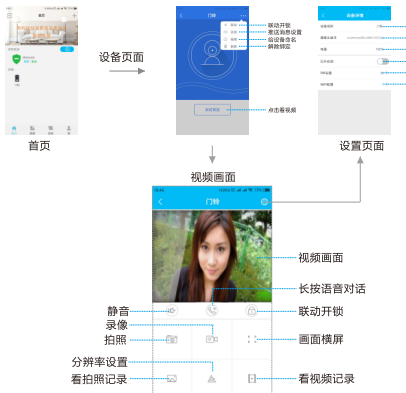

Videa DoorBell

User Manual

V1.0

Ⅰ Product Introduction

Video door bell is a low power consumption,free wiring of hd video intercom equipment, support 2.4G WiFi , it' s an important part of the intercom solution. Visitor can call directly to the owner, the owner can have a video dialogue withvisitor anytime and anywhere , and can remote to unlock door to let visitors enter.It support motion detect function, take photos or video automatically for anyone who stay in front of door. It support infrared night vision. With one APP uesr can build a door security system with smart door lock,door sensor, motion detect etc. Also support light, curtain, air conditioning and other intelligent home applications.

Ⅱ Product Features

1. Support 2.4G WiFi network ;
2.Support motion detect and auto photo and video record
3. Support infrared night vision;
4.Support HD video and audio;
5.Support two way audio talk;
6. Battery-powered wireless ;
7. Low Power Consumption;
8. APP for ios and android;
9. Support Unlock door lock;

Ⅲ Package Contents

- 1 x Door Bell
- 1 x Manual
- 1 x Double Sides Adhesive Tape
- 4 x Wall Plugs
- 4 x Tapping Screw
- 2 x Flat Head Screw
- 2 x Round Head Screw

Ⅳ Product Layout

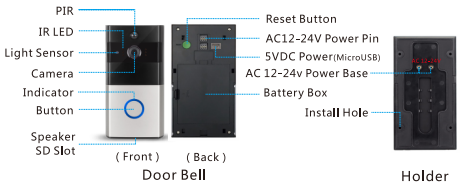

Note : For product improving, please in kind prevail

Ⅴ Specifications

Sensor : 1/3''CMOS
Lens : 0.8Lux/F1.4 , 0.3Lux/F1.4
Compressed code rate : 32kbps-2Mbps
Video Compression : H.264
Network : WiFi2.4G
Network Protocol : TCP/IP,HTTP,DHCP,DNS,RTSP
Battery : 3.7-4.2V(*18650**2)
Power Consumption : 200uA(Standby) , 200mA(Working)
Storage : 8G/16G/32G
Material : ABS
Product weigth : ~410g
Product size : 142*76*34mm

Angle of view : 145°(H:100° V:55°)
Resolution : 720P
Frame Rate : 25fps
Audio : Two Way Audio Talk
Wireless Standard : IEEE802.11 b/g/n
Power Supply : Battery +Input Power
Input power : DC5V (micro-usb) / AC12-14V
Memory Card : SD
Waterproof : IP65
Certification : CE ROSH FCC
Gross Weigth : ~520g
Package Size : 190*117*75mm

Ⅵ Installation

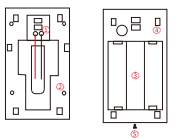

1.Put the power line in hole and fasten them with screw.
2.Install holder on the wall and fasten them with screw.
3.Insert battery, then battery cover.
4.Handle door bell body on holder ,pull it down.
5.Lock door bell body with screw.

Ⅶ Operation

1.Click scan tool in home page, scan QR code in door bell.

2.Name device -> WiFi name and password -> generate QR code.

3.Hold reset button about 5s, set it into network setting mode.

4.Make doorbell scan QR code.

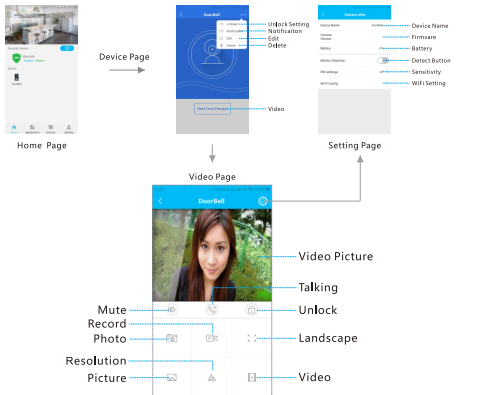

FCC STATEMENT :

This device complies with Part 15 of the FCC Rules. Operation is subject to the following two conditions:
(1) This device may not cause harmful interference, and
(2) This device must accept any interference received, including interference that may cause undesired operation.
Warning: Changes or modifications not expressly approved by the party responsible for compliance could void the user's authority to operate the equipment.

NOTE: This equipment has been tested and found to comply with the limits for a Class B digital device, pursuant to Part 15 of the FCC Rules. These limits are designed to provide reasonable protection against harmful interference in a residential installation. This equipment generates uses and can radiate radio frequency energy and, if not installed and used in accordance with the instructions, may cause harmful interference to radio communications. However, there is no guarantee that interference will not occur in a particular installation. If this equipment does cause harmful interference to radio or television reception, which can be determined by turning the equipment off and on, the user is encouraged to try to correct the interference by one or more of the following measures:

Reorient or relocate the receiving antenna.

Increase the separation between the equipment and receiver.

Connect the equipment into an outlet on a circuit different from that to which the receiver is connected.

Consult the dealer or an experienced radio/TV technician for help.

FCC Radiation Exposure Statement:

This equipment complies with FCC radiation exposure limits set forth for an uncontrolled environment. This equipment should be installed and operated with minimum distance 20cm between the radiator & your body.