The worst case of Radiated Emission below 1GHz:

30MHz – 1GHz Test Data

EUT:	WYZE SPRINKLER CONTROLLER	Polarity:	Horizontal
Model:	WSPRK1	SN:	N/A
Mode:	Transmit by 802.11b at Channel 2437MHz	Voltage:	120V/60Hz
Environment:	Temp: 25℃; Humi:60%	Engineer:	Line Chen

Test Graph

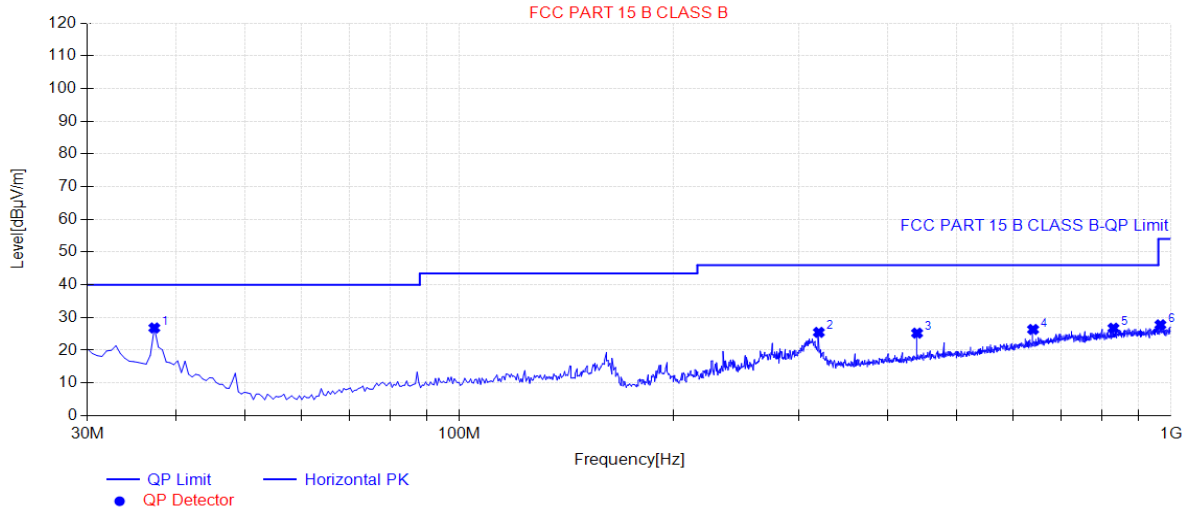

Final Data List								
NO.	Freq. [MHz]	Factor [dB]	QP Value [dBµV/m]	QP Limit [dBµV/m]	QP Margin [dB]	Height [cm]	Angle [°]	Polarity
1	37.2750	26.81	16.25	40.00	13.19	100	58	Horizontal
2	320.030	25.46	13.90	46.00	20.54	100	101	Horizontal
3	439.825	25.22	17.32	46.00	20.78	100	44	Horizontal
4	640.130	26.34	20.80	46.00	19.66	100	72	Horizontal
5	830.250	26.74	23.64	46.00	19.26	200	186	Horizontal
6	966.535	27.77	24.66	54.00	26.23	100	359	Horizontal

Note 1: The test trace is same as the ambient noise and the amplitude of the emissions are attenuated more than 20dB below the permissible (the test frequency range: 9kHz ~ 30MHz, 18GHz ~ 25GHz), therefore no data appear in the report.

EUT:	WYZE SPRINKLER	Polarity:	Vertical
Model:	WSPRK1	SN:	N/A
Mode:	Transmit by 802.11b at Channel 2437MHz	Voltage:	120V/60Hz
Environment:	Temp: 25℃; Humi:60%	Engineer:	Line Chen

Test Graph

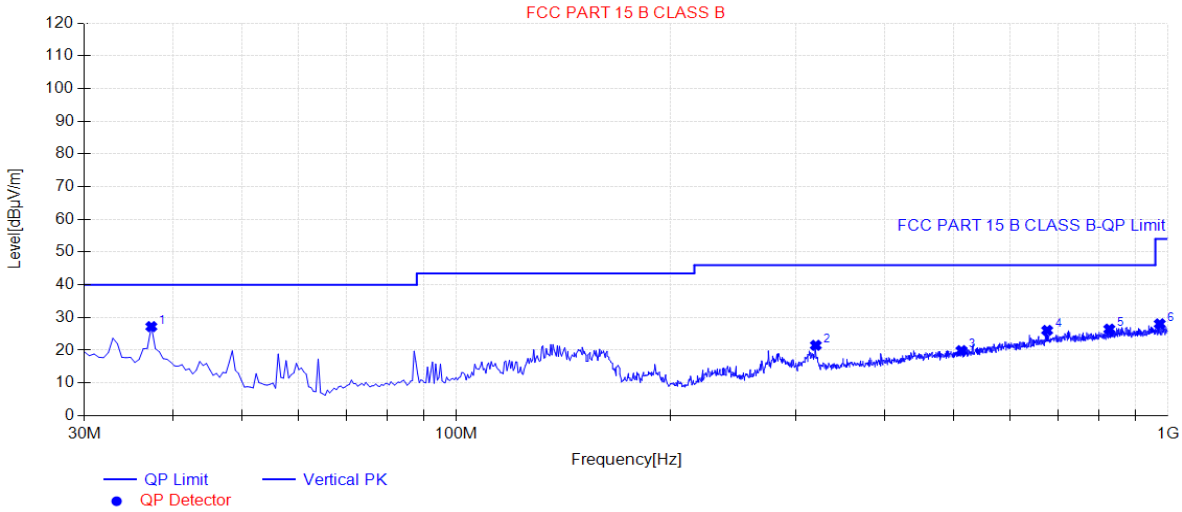

Final Data List								
NO.	Freq. [MHz]	Factor [dB]	QP Value [dBμV/m]	QP Limit [dBμV/m]	QP Margin [dB]	Height [cm]	Angle [°]	Polarity
1	37.2750	27.22	16.25	40.00	12.78	100	290	Vertical
2	320.030	21.50	13.90	46.00	24.50	100	359	Vertical
3	512.575	19.87	18.17	46.00	26.13	100	203	Vertical
4	676.505	26.06	21.58	46.00	19.94	200	185	Vertical
5	827.340	26.45	23.62	46.00	19.55	100	239	Vertical
6	973.810	28.05	24.70	54.00	25.95	200	164	Vertical

Note 1: The test trace is same as the ambient noise and the amplitude of the emissions are attenuated more than 20dB below the permissible (the test frequency range: 9kHz ~ 30MHz, 18GHz ~ 25GHz), therefore no data appear in the report.

7.7. Radiated Restricted Band Edge Measurement

7.7.1. Test Limit

For 15.205 requirement:

Radiated emissions which fall in the restricted bands, as defined in Section 15.205(a) of FCC part 15, must also comply with the radiated emission limits specified in Section 15.209(a).

Frequency (MHz)	Frequency (MHz)	Frequency (MHz)	Frequency (GHz)
0.090 - 0.110	16.42 - 16.423	399.9 - 410	4.5 - 5.15
[1] 0.495 - 0.505	16.69475 - 16.69525	608 - 614	5.35 - 5.46
2.1735 - 2.1905	16.80425 - 16.80475	960 - 1240	7.25 - 7.75
4.125 - 4.128	25.5 - 25.67	1300 - 1427	8.25 - 8.5
4.17725 - 4.17775	37.5 - 38.25	1435 - 1626.5	9.0 - 9.2
4.20725 - 4.20775	73 - 74.6	1645.5 - 1646.5	9.3 - 9.5
6.215 - 6.218	74.8 - 75.2	1660 - 1710	10.6 - 12.7
6.26775 - 6.26825	108 - 121.94	1718.8 - 1722.2	13.25 - 13.4
6.31175 - 6.31225	123 - 138	2200 - 2300	14.47 - 14.5
8.291 - 8.294	149.9 - 150.05	2310 - 2390	15.35 - 16.2
8.362 - 8.366	156.52475 - 156.525	2483.5 - 2500	17.7 - 21.4
8.37625 - 8.38675	156.7 - 156.9	2690 - 2900	22.01 - 23.12
8.41425 - 8.41475	162.0125 - 167.17	3260 - 3267	23.6 - 24.0
12.29 - 12.293	167.72 - 173.2	3332 - 3339	31.2 - 31.8
12.51975 - 12.52025	240 - 285	3345.8 - 3358	36.43 - 36.5
12.57675 - 12.57725	322 - 335.4	3600 - 4400	([2])
13.36 - 13.41	--	--	--

All out of band emissions appearing in a restricted band as specified in Section 15.205 of the Title 47CFR must not exceed the limits shown in Table per Section 15.209.

FCC Part 15 Subpart C Paragraph 15.209		
Frequency [MHz]	Field Strength [uV/m]	Measured Distance [Meters]
0.009 - 0.490	2400/F (kHz)	300
0.490 - 1.705	24000/F (kHz)	30
1.705 - 30	30	30
30 - 88	100	3
88 - 216	150	3
216 - 960	200	3
Above 960	500	3

For RSS-Gen Section 8.10 requirement:

Radiated emissions which fall in the restricted bands, as defined in Section 8.10 of RSS-Gen, must also comply with the radiated emission limits specified in Section 8.9.

Frequency (MHz)	Frequency (MHz)	Frequency (GHz)
0.009 - 0.110	240 - 285	9.0 - 9.2
2.1735 - 2.1905	322 - 335.4	9.3 - 9.5
3.020 - 3.026	399.9 - 410	10.6 - 12.7
4.125 - 4.128	608 - 614	13.25 - 13.4
4.17725 - 4.17775	960 - 1427	14.47 - 14.5
4.20725 - 4.20775	1435 - 1626.5	15.35 - 16.2
5.677 - 5.683	1645.5 - 1646.5	17.7 - 21.4
6.215 - 6.218	1660 - 1710	22.01 - 23.12
6.26775 - 6.26825	1718.8 -1722.2	23.6 - 24.0
6.31175 - 6.31225	2200 - 2300	31.2 - 31.8
8.291 - 8.294	2310 -2390	36.43 - 36.5
8.362 - 8.366	2655 - 2900	Above 38.6
8.37625 - 8.38675	3260 - 3267	--
8.41425 - 8.41475	3332 -3339	
12.29 - 12.293	334.5 - 3358	
12.51975 - 12.52025	3500 - 4400	
12.57675 - 12.57725	4500 - 5150	
13.36 -13.41	5350 - 5460	
16.42 - 16.423	7250 - 7750	
16.69475 - 16.69525	8025 - 8500	
16.80425 - 16.80475	--	
25.5 - 25.67		
37.5 - 38.25		
73 - 74.6		
74.8 - 75.2		
108 - 138		
156.52475 - 156.525225		
156.7 - 156.9		

All out of band emissions appearing in a restricted band as specified in Section 8.10 of the RSS-Gen

must not exceed the limits shown in Table per Section 8.9.

RSS-Gen Section 8.9		
Frequency [MHz]	Field Strength [uV/m]	Measured Distance [Meters]
0.009 - 0.490	2400/F (kHz)	300
0.490 - 1.705	24000/F (kHz)	30
1.705 - 30	30	30
30 - 88	100	3
88 - 216	150	3
216 - 960	200	3
Above 960	500	3

7.7.2. Test Procedure Used

ANSI C63.10 Section 6.3 (General Requirements)

ANSI C63.10 Section 6.6 (Standard test method above 1GHz)

7.7.3. Test Setting

Peak Field Strength Measurements

1. Analyzer center frequency was set to the frequency of the radiated spurious emission of interest
2. RBW = 1MHz
3. VBW = 3MHz
4. Detector = peak
5. Sweep time = auto couple
6. Trace mode = max hold
7. Trace was allowed to stabilize

Average Field Strength Measurements

1. Analyzer center frequency was set to the frequency of the radiated spurious emission of interest
2. RBW = 1MHz
3. VBW = 3MHz
4. Detector = Power Average (RMS)
5. Number of sweep point = 2001 (Number of sweep points must be ≥ 2 x span / RBW)
6. Sweep time = auto
7. Trace (RMS) averaging was performed over at least 100 traces.

7.7.4. Test Setup

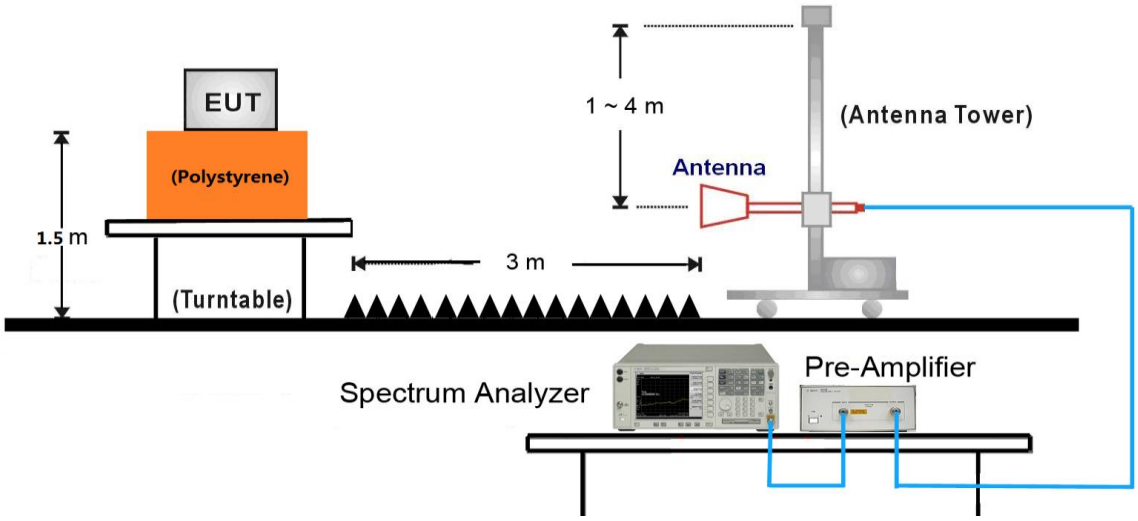

Note: This item was performed with the WIFI antenna connected.

7.7.5. Test Result

Project Information			
EUT:	WYZE SPRINKLER CONTROLLER	Model:	WSPRK1
SN:	N/A	Voltage:	AC 120V/60Hz
Environment:	Temp: 25℃; Humi:60%	Engineer:	Line Chen
Remark:	Transmit by 802.11b at Channel 2412MHz		

Start of Test:2020-06-16 16:48:33

Test Graph

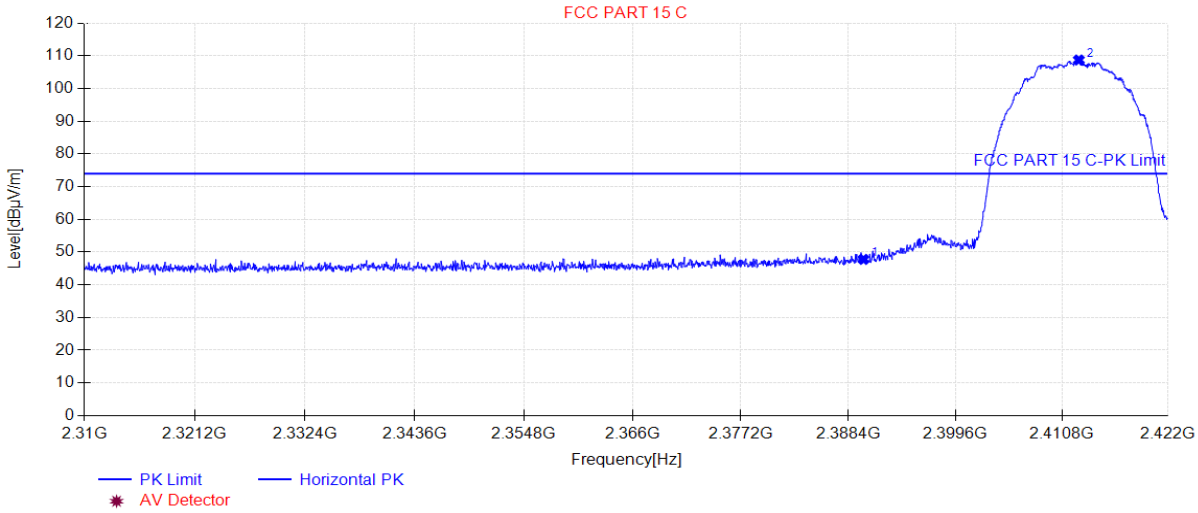

Suspected Data List								
NO.	Freq. [MHz]	Level [dBμV/m]	Factor [dB]	Limit [dBμV/m]	Margin [dB]	Height [cm]	Angle [°]	Polarity
1	2390.00	47.77	35.27	74.00	26.23	160	0	Horizontal
2	2412.59	108.71	35.36	N/A	N/A	160	0	Horizontal

Project Information			
EUT:	WYZE SPRINKLER CONTROLLER	Model:	WSPRK1
SN:	N/A	Voltage:	AC 120V/60Hz
Environment:	Temp: 25℃; Humi:60%	Engineer:	Line Chen
Remark:	Transmit by 802.11b at Channel 2412MHz		

Start of Test:2020-06-16 16:48:37

Test Graph

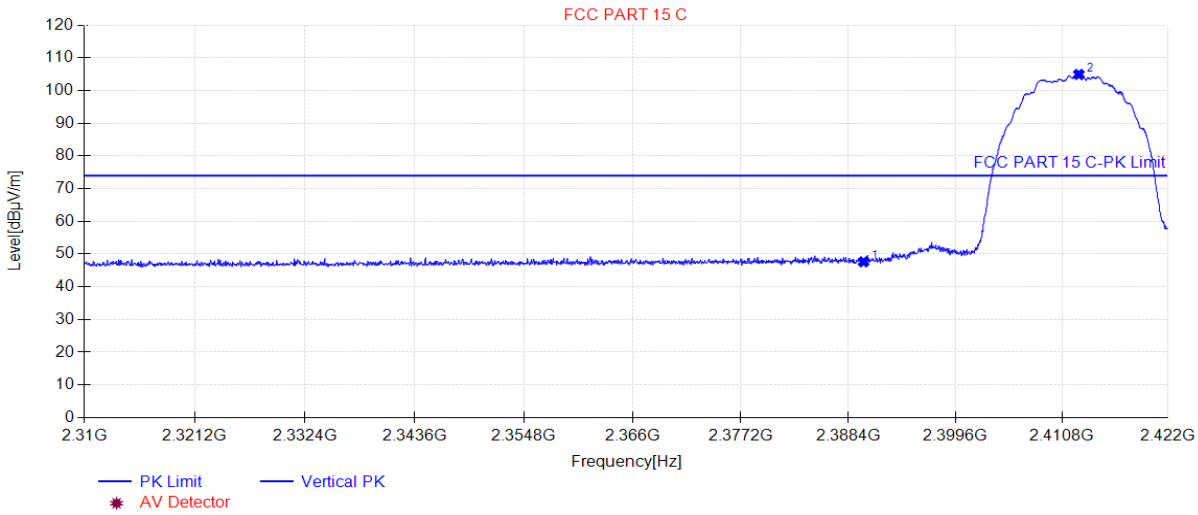

Suspected Data List								
NO.	Freq. [MHz]	Level [dBµV/m]	Factor [dB]	Limit [dBµV/m]	Margin [dB]	Height [cm]	Angle [°]	Polarity
1	2390.00	47.63	35.27	74.00	26.37	160	359	Vertical
2	2412.59	104.92	35.36	N/A	N/A	160	248	Vertical

Project Information			
EUT:	WYZE SPRINKLER CONTROLLER	Model:	WSPRK1
SN:	N/A	Voltage:	AC 120V/60Hz
Environment:	Temp: 25℃; Humi:60%	Engineer:	Line Chen
Remark:	Transmit by 802.11b at Channel 2412MHz		

Start of Test:2020-06-16 16:40:36

Test Graph

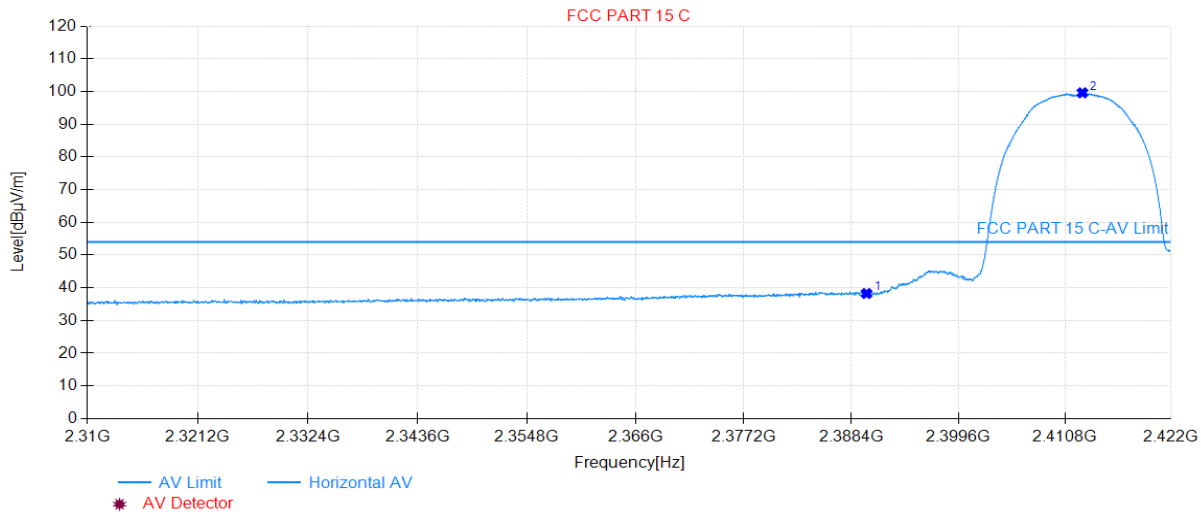

Suspected Data List								
NO.	Freq. [MHz]	Level [dBµV/m]	Factor [dB]	Limit [dBµV/m]	Margin [dB]	Height [cm]	Angle [°]	Polarity
1	2390.00	38.25	35.27	54.00	15.75	160	0	Horizontal
2	2412.64	99.59	35.36	N/A	N/A	160	0	Horizontal

Project Information			
EUT:	WYZE SPRINKLER CONTROLLER	Model:	WSPRK1
SN:	N/A	Voltage:	AC 120V/60Hz
Environment:	Temp: 25℃; Humi:60%	Engineer:	Line Chen
Remark:	Transmit by 802.11b at Channel 2412MHz		

Start of Test:2020-06-16 16:40:39

Test Graph

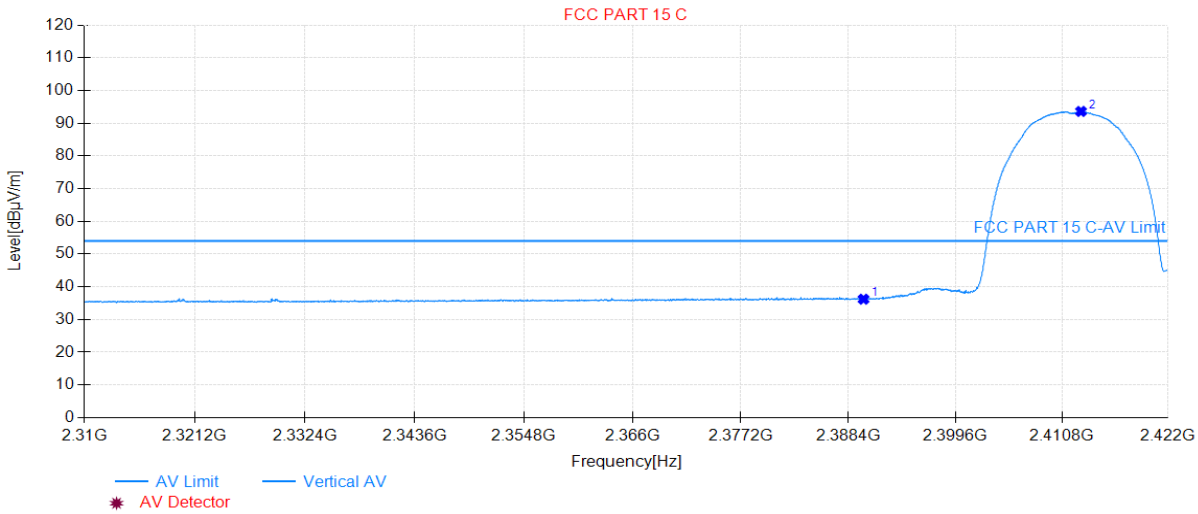

Suspected Data List								
NO.	Freq. [MHz]	Level [dBµV/m]	Factor [dB]	Limit [dBµV/m]	Margin [dB]	Height [cm]	Angle [°]	Polarity
1	2390.00	36.21	35.27	54.00	17.79	160	154	Vertical
2	2412.81	93.61	35.36	N/A	N/A	160	140	Vertical

Project Information			
EUT:	WYZE SPRINKLER CONTROLLER	Model:	WSPRK1
SN:	N/A	Voltage:	AC 120V/60Hz
Environment:	Temp: 25℃; Humi:60%	Engineer:	Line Chen
Remark:	Transmit by 802.11b at Channel 2462MHz		

Start of Test:2020-06-17 10:02:33

Test Graph

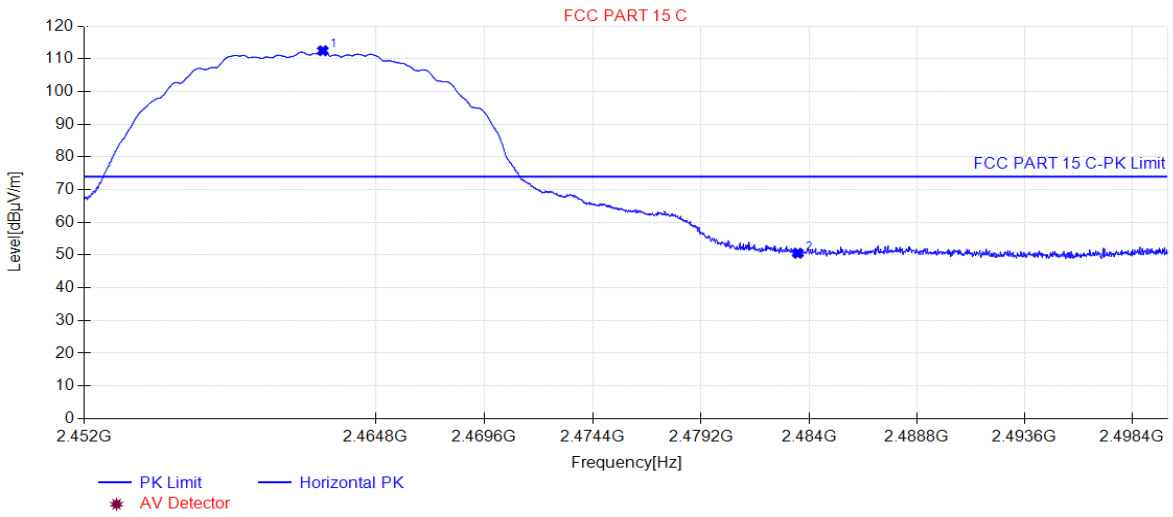

Suspected Data List								
NO.	Freq. [MHz]	Level [dBµV/m]	Factor [dB]	Limit [dBµV/m]	Margin [dB]	Height [cm]	Angle [°]	Polarity
1	2462.48	112.46	35.51	N/A	N/A	160	0	Horizontal
2	2483.50	50.57	35.48	74.00	23.43	160	0	Horizontal

Project Information			
EUT:	WYZE SPRINKLER CONTROLLER	Model:	WSPRK1
SN:	N/A	Voltage:	AC 120V/60Hz
Environment:	Temp: 25℃; Humi:60%	Engineer:	Line Chen
Remark:	Transmit by 802.11b at Channel 2462MHz		

Start of Test:2020-06-17 10:02:41

Test Graph

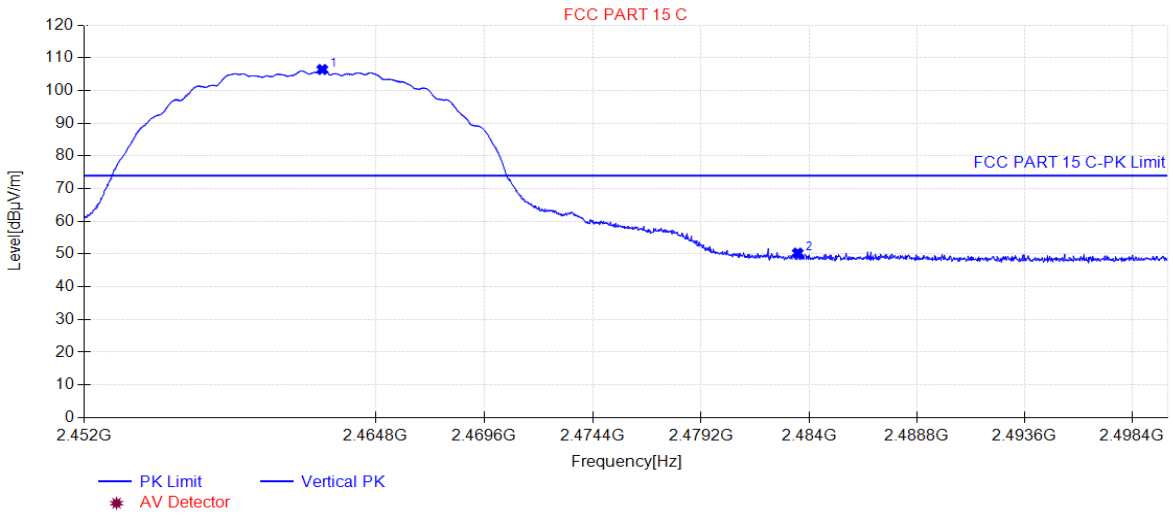

Suspected Data List								
NO.	Freq. [MHz]	Level [dBµV/m]	Factor [dB]	Limit [dBµV/m]	Margin [dB]	Height [cm]	Angle [°]	Polarity
1	2462.46	106.42	35.51	N/A	N/A	160	359	Vertical
2	2483.50	50.30	35.48	74.00	23.70	160	249	Vertical

Project Information			
EUT:	WYZE SPRINKLER CONTROLLER	Model:	WSPRK1
SN:	N/A	Voltage:	AC 120V/60Hz
Environment:	Temp: 25℃; Humi:60%	Engineer:	Line Chen
Remark:	Transmit by 802.11b at Channel 2462MHz		

Start of Test:2020-06-17 10:07:07

Test Graph

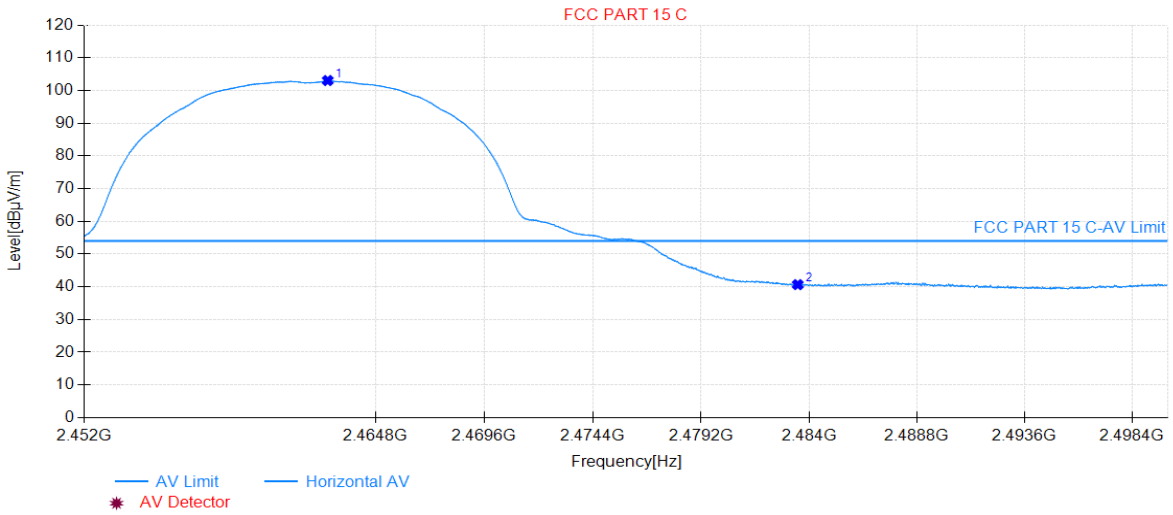

Suspected Data List							
NO.	Freq. [MHz]	Level [dBµV/m]	Factor [dB]	Limit [dBµV/m]	Margin [dB]	Height [cm]	Polarity
1	2462.704	103.05	35.50	N/A	N/A	160	Horizontal
2	2483.500	40.66	35.48	54.00	13.34	160	Horizontal

Project Information			
EUT:	WYZE SPRINKLER CONTROLLER	Model:	WSPRK1
SN:	N/A	Voltage:	AC 120V/60Hz
Environment:	Temp: 25℃; Humi:60%	Engineer:	Line Chen
Remark:	Transmit by 802.11b at Channel 2462MHz		

Start of Test:2020-06-17 10:08:16

Test Graph

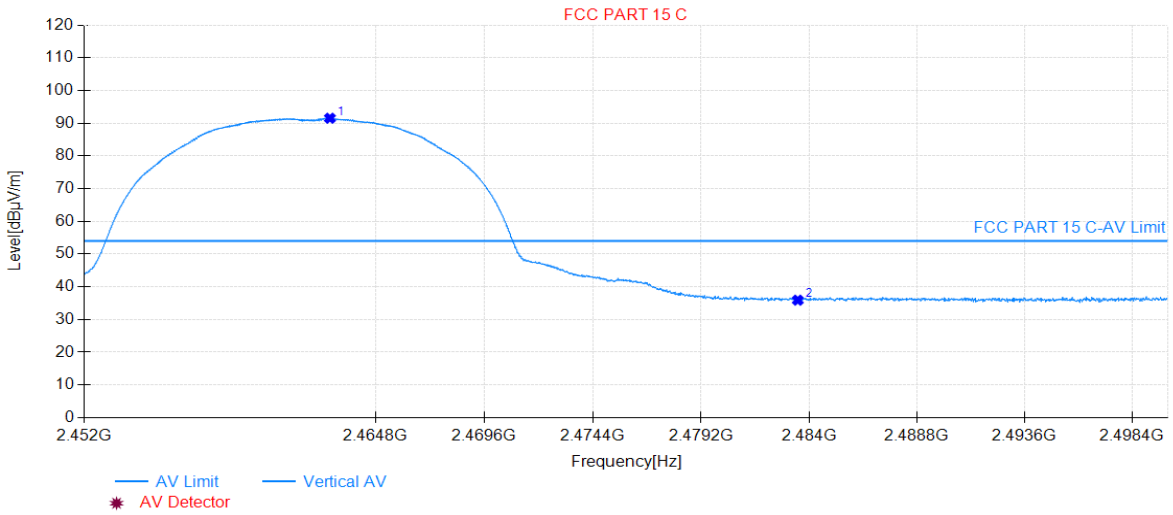

Suspected Data List								
NO.	Freq. [MHz]	Level [dBµV/m]	Factor [dB]	Limit [dBµV/m]	Margin [dB]	Height [cm]	Angle [°]	Polarity
1	2462.80	91.52	35.50	N/A	N/A	160	360	Vertical
2	2483.50	35.91	35.48	54.00	18.09	160	360	Vertical

Project Information			
EUT:	WYZE SPRINKLER CONTROLLER	Model:	WSPRK1
SN:	N/A	Voltage:	AC 120V/60Hz
Environment:	Temp: 25℃; Humi:60%	Engineer:	Line Chen
Remark:	Transmit by 802.11g at Channel 2412MHz		

Start of Test:2020-06-16 16:55:08

Test Graph

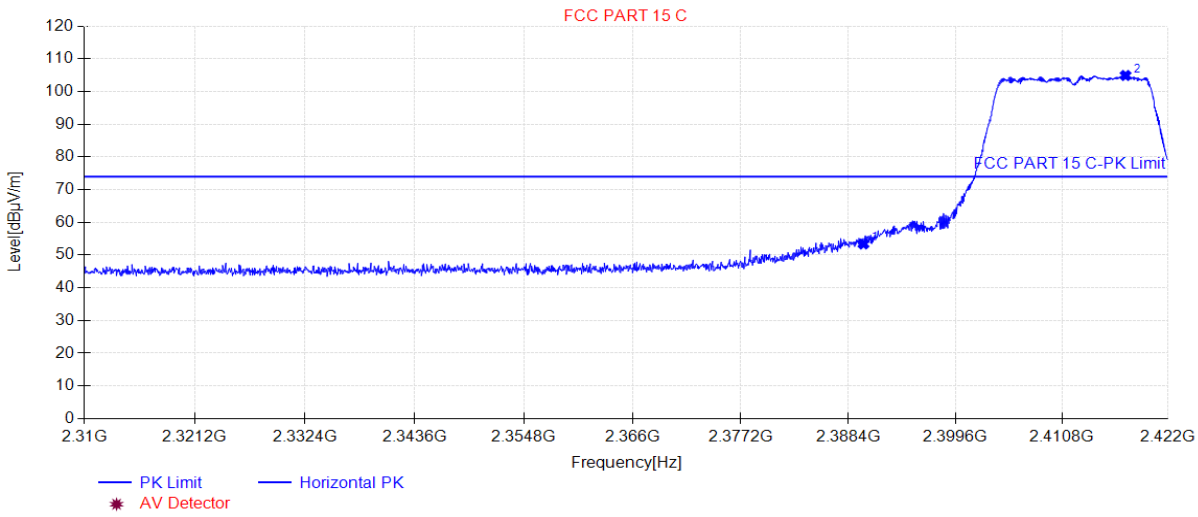

Suspected Data List								
NO.	Freq. [MHz]	Level [dBµV/m]	Factor [dB]	Limit [dBµV/m]	Margin [dB]	Height [cm]	Angle [°]	Polarity
1	2390.00	53.40	35.27	74.00	20.60	160	0	Horizontal
2	2417.52	104.90	35.38	N/A	N/A	160	0	Horizontal

Project Information			
EUT:	WYZE SPRINKLER CONTROLLER	Model:	WSPRK1
SN:	N/A	Voltage:	AC 120V/60Hz
Environment:	Temp: 25℃; Humi:60%	Engineer:	Line Chen
Remark:	Transmit by 802.11g at Channel 2412MHz		

Start of Test:2020-06-16 16:55:11

Test Graph

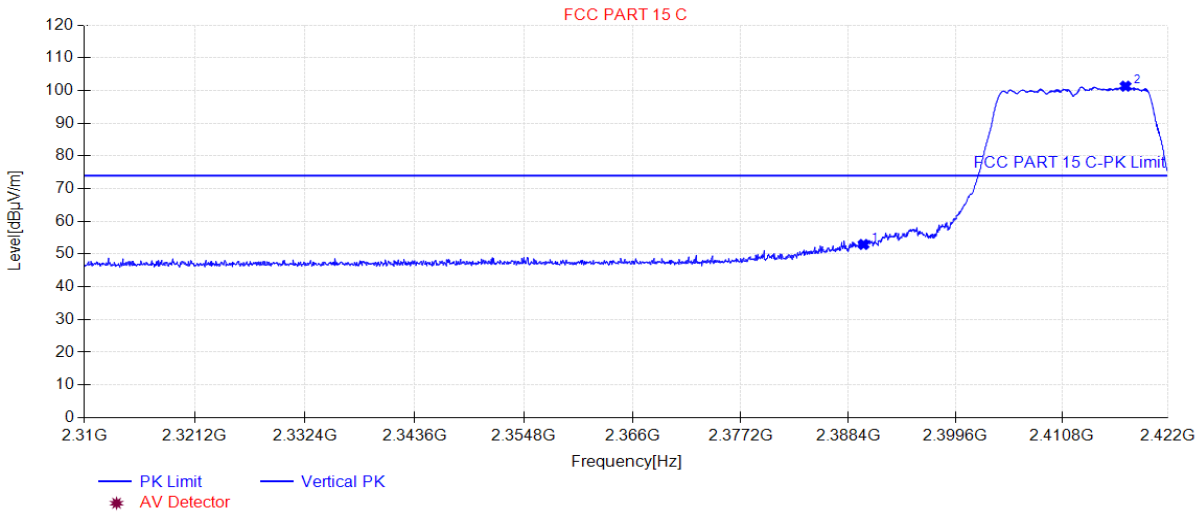

Suspected Data List								
NO.	Freq. [MHz]	Level [dBµV/m]	Factor [dB]	Limit [dBµV/m]	Margin [dB]	Height [cm]	Angle [°]	Polarity
1	2390.00	52.94	35.27	74.00	21.06	160	228	Vertical
2	2417.52	101.31	35.38	N/A	N/A	160	360	Vertical

Project Information			
EUT:	WYZE SPRINKLER CONTROLLER	Model:	WSPRK1
SN:	N/A	Voltage:	AC 120V/60Hz
Environment:	Temp: 25℃; Humi:60%	Engineer:	Line Chen
Remark:	Transmit by 802.11g at Channel 2412MHz		

Start of Test:2020-06-16 16:58:27

Test Graph

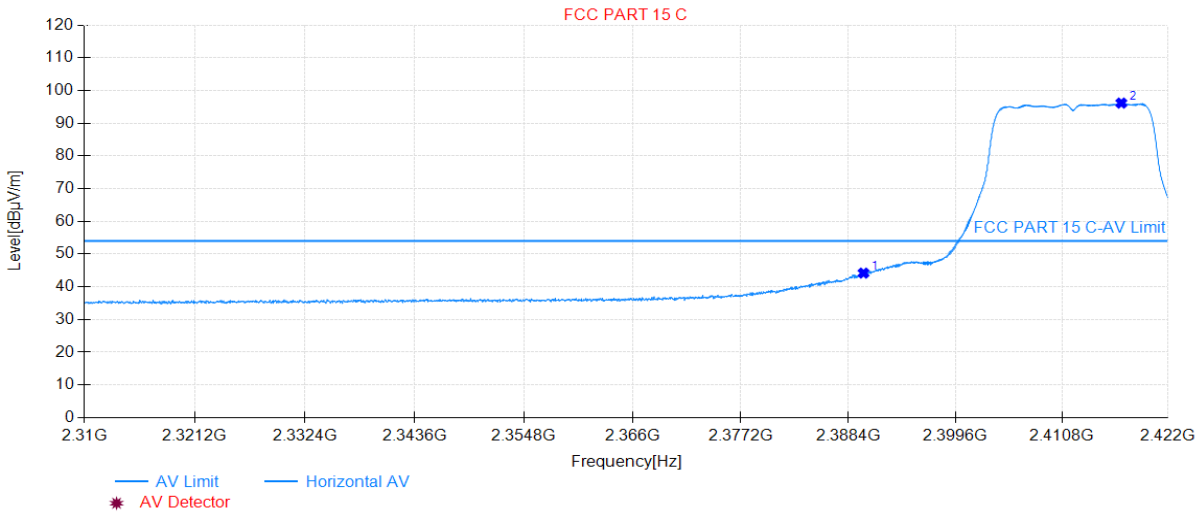

Suspected Data List								
NO.	Freq. [MHz]	Level [dBµV/m]	Factor [dB]	Limit [dBµV/m]	Margin [dB]	Height [cm]	Angle [°]	Polarity
1	2390.00	44.18	35.27	54.00	9.82	160	0	Horizontal
2	2417.07	96.15	35.38	N/A	N/A	160	0	Horizontal

Project Information			
EUT:	WYZE SPRINKLER CONTROLLER	Model:	WSPRK1
SN:	N/A	Voltage:	AC 120V/60Hz
Environment:	Temp: 25℃; Humi:60%	Engineer:	Line Chen
Remark:	Transmit by 802.11g at Channel 2412MHz		

Start of Test:2020-06-16 16:58:30

Test Graph

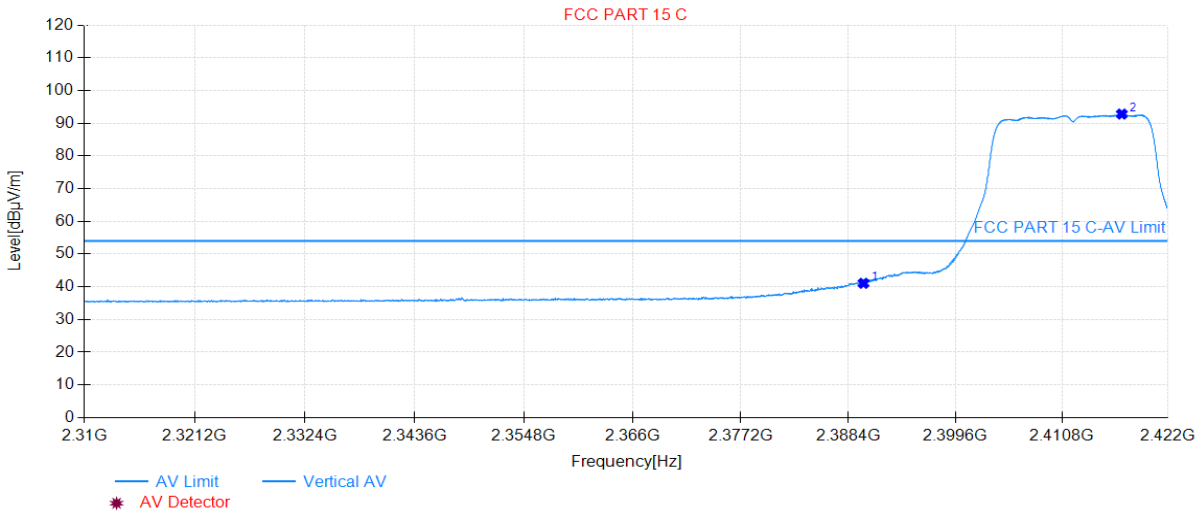

Suspected Data List								
NO.	Freq. [MHz]	Level [dBµV/m]	Factor [dB]	Limit [dBµV/m]	Margin [dB]	Height [cm]	Angle [°]	Polarity
1	2390.00	41.06	35.27	54.00	12.94	160	360	Vertical
2	2417.12	92.79	35.38	N/A	N/A	160	360	Vertical

Project Information			
EUT:	WYZE SPRINKLER CONTROLLER	Model:	WSPRK1
SN:	N/A	Voltage:	AC 120V/60Hz
Environment:	Temp: 25℃; Humi:60%	Engineer:	Line Chen
Remark:	Transmit by 802.11g at Channel 2462MHz		

Start of Test:2020-06-17 10:14:08

Test Graph

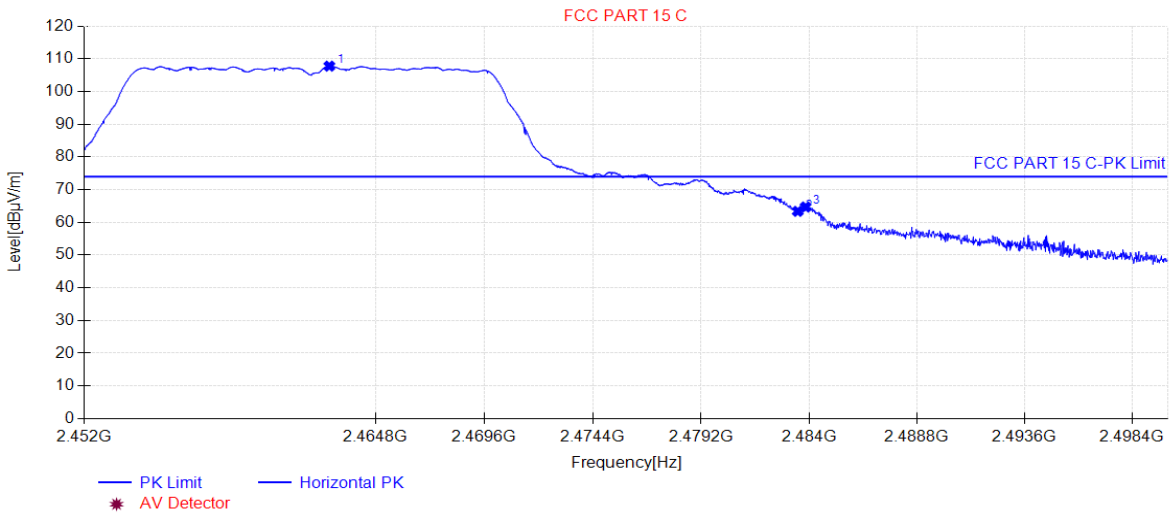

Suspected Data List								
NO.	Freq. [MHz]	Level [dBµV/m]	Factor [dB]	Limit [dBµV/m]	Margin [dB]	Height [cm]	Angle [°]	Polarity
1	2462.77	107.75	35.50	N/A	N/A	160	0	Horizontal
2	2483.50	63.37	35.48	74.00	10.63	160	0	Horizontal
3	2483.84	64.69	35.48	74.00	9.31	160	0	Horizontal

Project Information			
EUT:	WYZE SPRINKLER CONTROLLER	Model:	WSPRK1
SN:	N/A	Voltage:	AC 120V/60Hz
Environment:	Temp: 25℃; Humi:60%	Engineer:	Line Chen
Remark:	Transmit by 802.11g at Channel 2462MHz		

Start of Test:2020-06-17 10:14:12

Test Graph

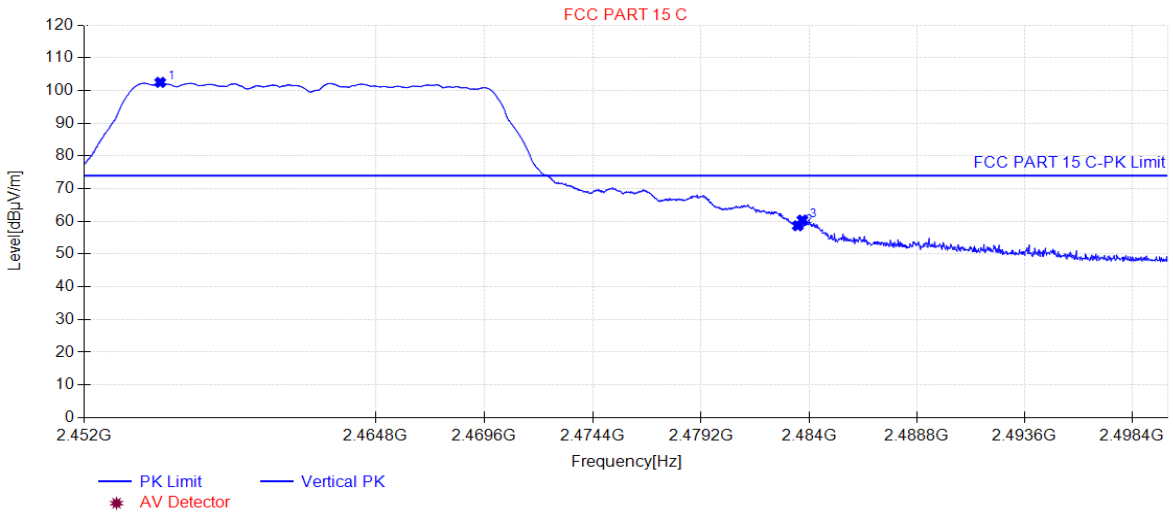

Suspected Data List								
NO.	Freq. [MHz]	Level [dBµV/m]	Factor [dB]	Limit [dBµV/m]	Margin [dB]	Height [cm]	Angle [°]	Polarity
1	2455.33	102.48	35.51	N/A	N/A	160	254	Vertical
2	2483.50	58.64	35.48	74.00	15.36	160	252	Vertical
3	2483.70	60.40	35.48	74.00	13.60	160	359	Vertical

Project Information			
EUT:	WYZE SPRINKLER CONTROLLER	Model:	WSPRK1
SN:	N/A	Voltage:	AC 120V/60Hz
Environment:	Temp: 25℃; Humi:60%	Engineer:	Line Chen
Remark:	Transmit by 802.11g at Channel 2462MHz		

Start of Test:2020-06-17 10:10:05

Test Graph

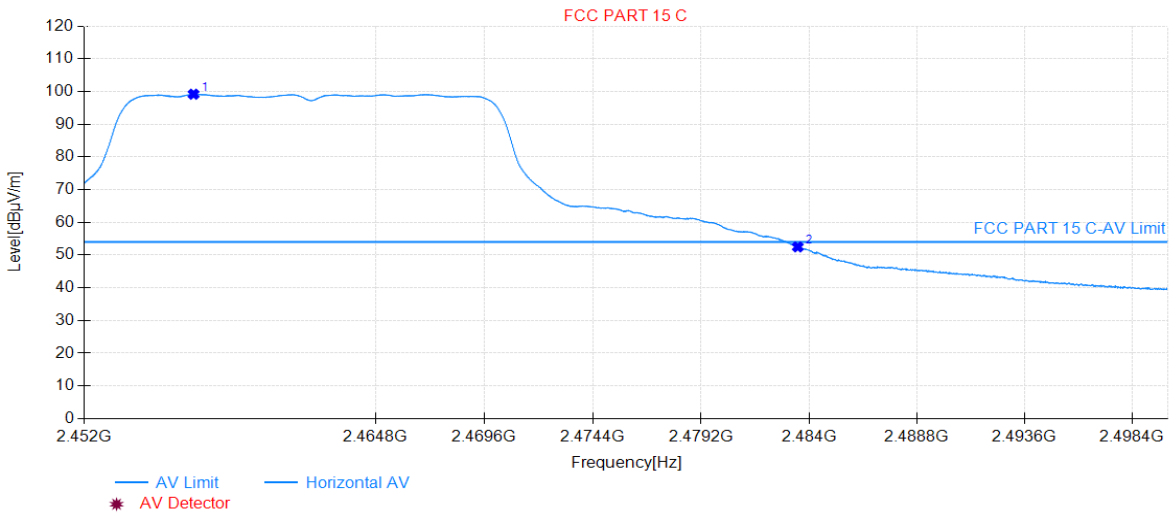

Suspected Data List								
NO.	Freq. [MHz]	Level [dBµV/m]	Factor [dB]	Limit [dBµV/m]	Margin [dB]	Height [cm]	Angle [°]	Polarity
1	2456.80	99.17	35.51	N/A	N/A	160	12	Horizontal
2	2483.50	52.49	35.48	54.00	1.51	160	1	Horizontal

Project Information			
EUT:	WYZE SPRINKLER CONTROLLER	Model:	WSPRK1
SN:	N/A	Voltage:	AC 120V/60Hz
Environment:	Temp: 25℃; Humi:60%	Engineer:	Line Chen
Remark:	Transmit by 802.11g at Channel 2462MHz		

Start of Test:2020-06-17 10:11:13

Test Graph

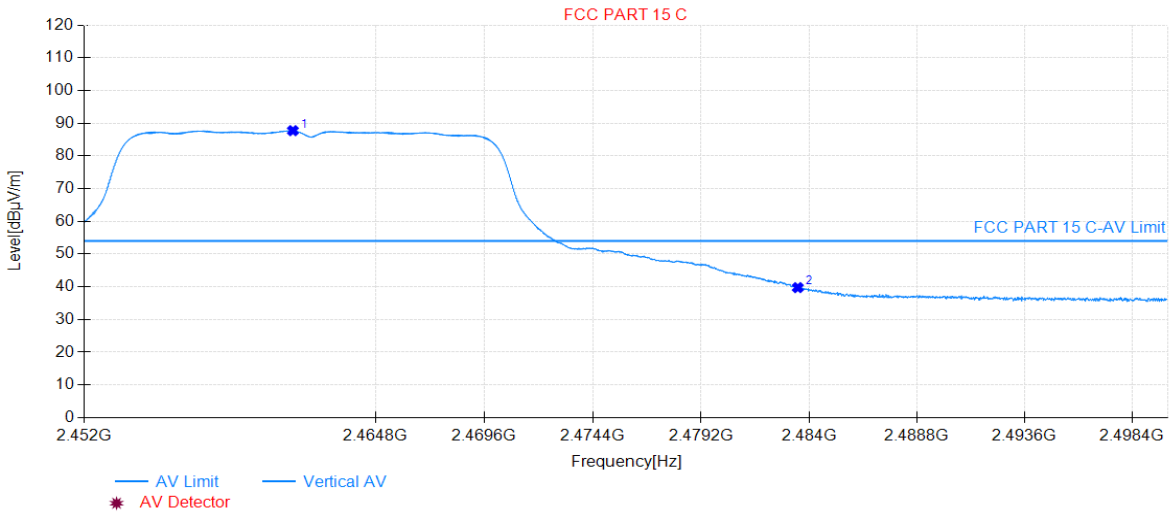

Suspected Data List								
NO.	Freq. [MHz]	Level [dBµV/m]	Factor [dB]	Limit [dBµV/m]	Margin [dB]	Height [cm]	Angle [°]	Polarity
1	2461.16	87.72	35.51	N/A	N/A	160	360	Vertical
2	2483.50	39.75	35.48	54.00	14.25	160	360	Vertical

Project Information			
EUT:	WYZE SPRINKLER CONTROLLER	Model:	WSPRK1
SN:	N/A	Voltage:	AC 120V/60Hz
Environment:	Temp: 25℃; Humi:60%	Engineer:	Line Chen
Remark:	Transmit by 802.11n-HT20 at Channel 2412MHz		

Start of Test:2020-06-16 17:05:06

Test Graph

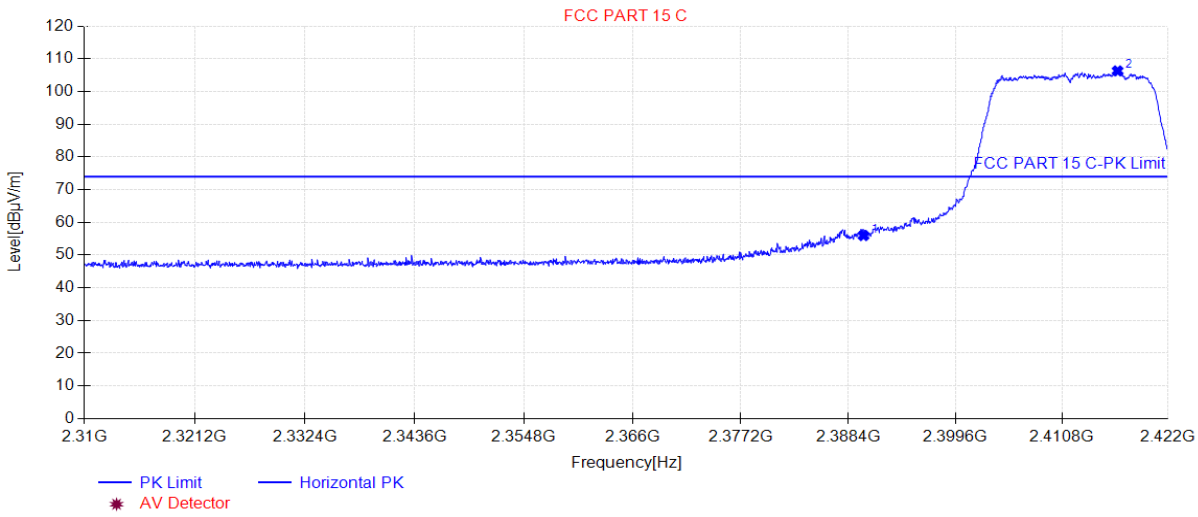

Suspected Data List								
NO.	Freq. [MHz]	Level [dBμV/m]	Factor [dB]	Limit [dBμV/m]	Margin [dB]	Height [cm]	Angle [°]	Polarity
1	2390.00	55.95	35.27	74.00	18.05	160	344	Horizontal
2	2416.68	106.30	35.37	N/A	N/A	160	12	Horizontal

Project Information			
EUT:	WYZE SPRINKLER CONTROLLER	Model:	WSPRK1
SN:	N/A	Voltage:	AC 120V/60Hz
Environment:	Temp: 25℃; Humi:60%	Engineer:	Line Chen
Remark:	Transmit by 802.11n-HT20 at Channel 2412MHz		

Start of Test:2020-06-16 17:25:21

Test Graph

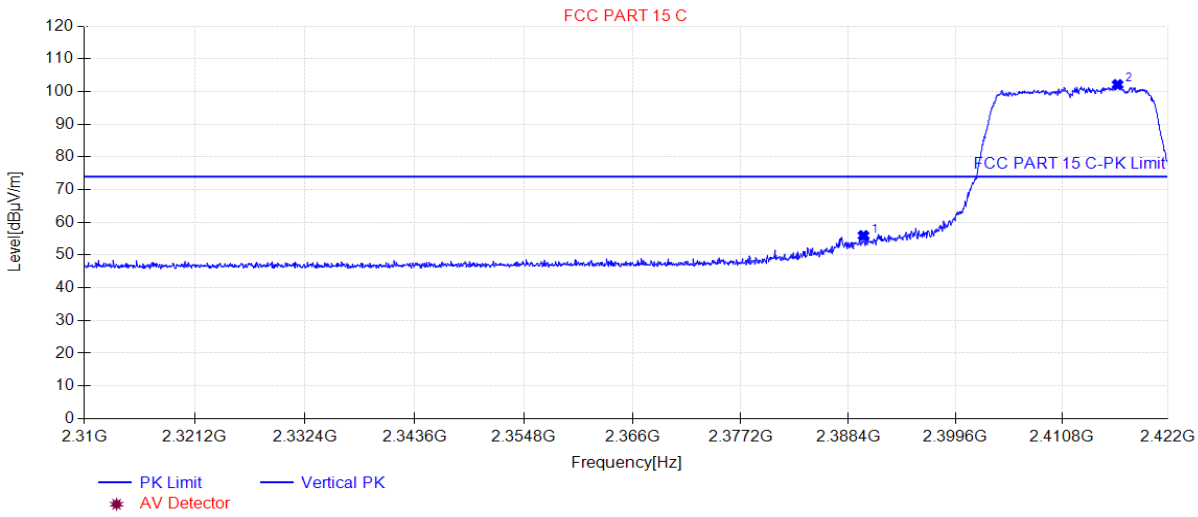

Suspected Data List								
NO.	Freq. [MHz]	Level [dBµV/m]	Factor [dB]	Limit [dBµV/m]	Margin [dB]	Height [cm]	Angle [°]	Polarity
1	2390.00	55.97	35.27	74.00	18.03	160	237	Vertical
2	2416.68	102.11	35.37	N/A	N/A	160	246	Vertical

Project Information			
EUT:	WYZE SPRINKLER CONTROLLER	Model:	WSPRK1
SN:	N/A	Voltage:	AC 120V/60Hz
Environment:	Temp: 25℃; Humi:60%	Engineer:	Line Chen
Remark:	Transmit by 802.11n-HT20 at Channel 2412MHz		

Start of Test:2020-06-16 17:01:59

Test Graph

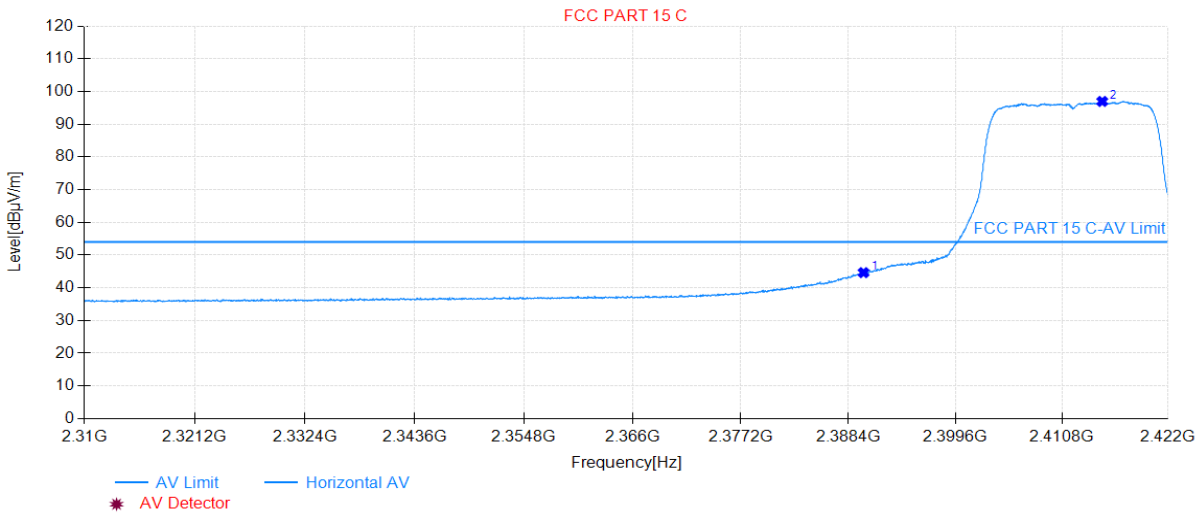

Suspected Data List								
NO.	Freq. [MHz]	Level [dBµV/m]	Factor [dB]	Limit [dBµV/m]	Margin [dB]	Height [cm]	Angle [°]	Polarity
1	2390.00	44.63	35.27	54.00	9.37	160	10	Horizontal
2	2415.05	96.96	35.37	N/A	N/A	160	12	Horizontal

Project Information			
EUT:	WYZE SPRINKLER CONTROLLER	Model:	WSPRK1
SN:	N/A	Voltage:	AC 120V/60Hz
Environment:	Temp: 25℃; Humi:60%	Engineer:	Line Chen
Remark:	Transmit by 802.11n-HT20 at Channel 2412MHz		

Start of Test:2020-06-16 17:03:07

Test Graph

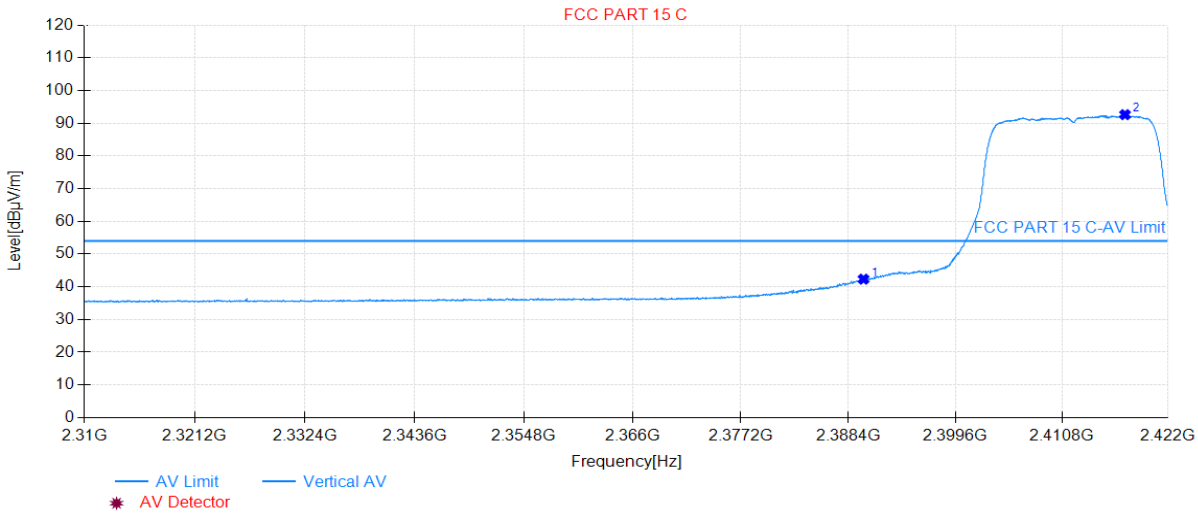

Suspected Data List								
NO.	Freq. [MHz]	Level [dBµV/m]	Factor [dB]	Limit [dBµV/m]	Margin [dB]	Height [cm]	Angle [°]	Polarity
1	2390.00	42.33	35.27	54.00	11.67	160	233	Vertical
2	2417.46	92.62	35.38	N/A	N/A	160	244	Vertical

Project Information			
EUT:	WYZE SPRINKLER CONTROLLER	Model:	WSPRK1
SN:	N/A	Voltage:	AC 120V/60Hz
Environment:	Temp: 25℃; Humi:60%	Engineer:	Line Chen
Remark:	Transmit by 802.11n-HT20 at Channel 2462MHz		

Start of Test:2020-06-17 10:22:54

Test Graph

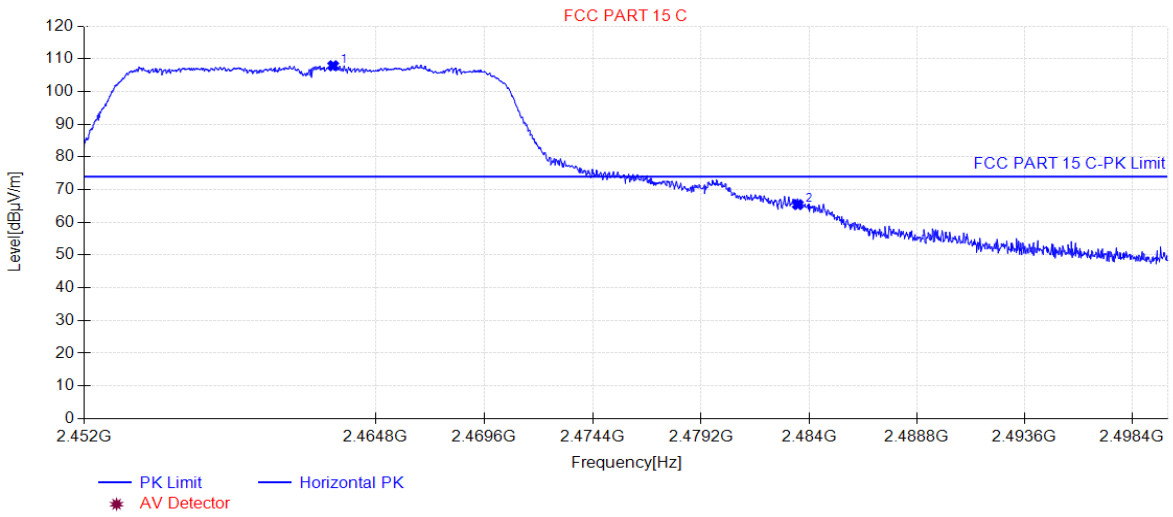

Suspected Data List								
NO.	Freq. [MHz]	Level [dBμV/m]	Factor [dB]	Limit [dBμV/m]	Margin [dB]	Height [cm]	Angle [°]	Polarity
1	2462.94	107.86	35.50	N/A	N/A	160	0	Horizontal
2	2483.50	65.43	35.48	74.00	8.57	160	0	Horizontal

Project Information			
EUT:	WYZE SPRINKLER CONTROLLER	Model:	WSPRK1
SN:	N/A	Voltage:	AC 120V/60Hz
Environment:	Temp: 25℃; Humi:60%	Engineer:	Line Chen
Remark:	Transmit by 802.11n-HT20 at Channel 2462MHz		

Start of Test:2020-06-17 10:22:58

Test Graph

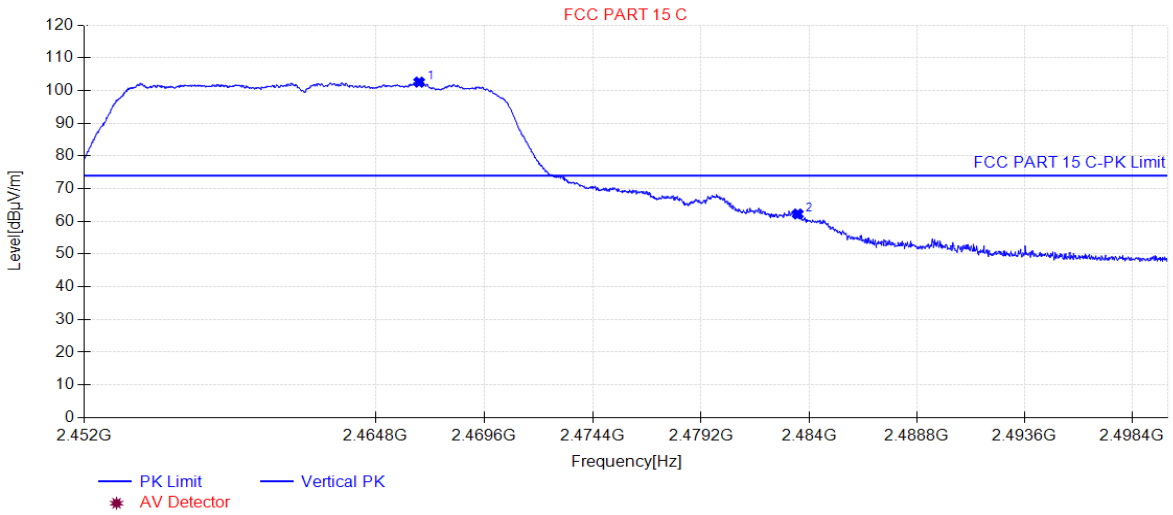

Suspected Data List								
NO.	Freq. [MHz]	Level [dBµV/m]	Factor [dB]	Limit [dBµV/m]	Margin [dB]	Height [cm]	Angle [°]	Polarity
1	2466.73	102.55	35.50	N/A	N/A	160	359	Vertical
2	2483.50	62.25	35.48	74.00	11.75	160	359	Vertical

Project Information			
EUT:	WYZE SPRINKLER CONTROLLER	Model:	WSPRK1
SN:	N/A	Voltage:	AC 120V/60Hz
Environment:	Temp: 25℃; Humi:60%	Engineer:	Line Chen
Remark:	Transmit by 802.11n-HT20 at Channel 2462MHz		

Start of Test:2020-06-17 10:32:56

Test Graph

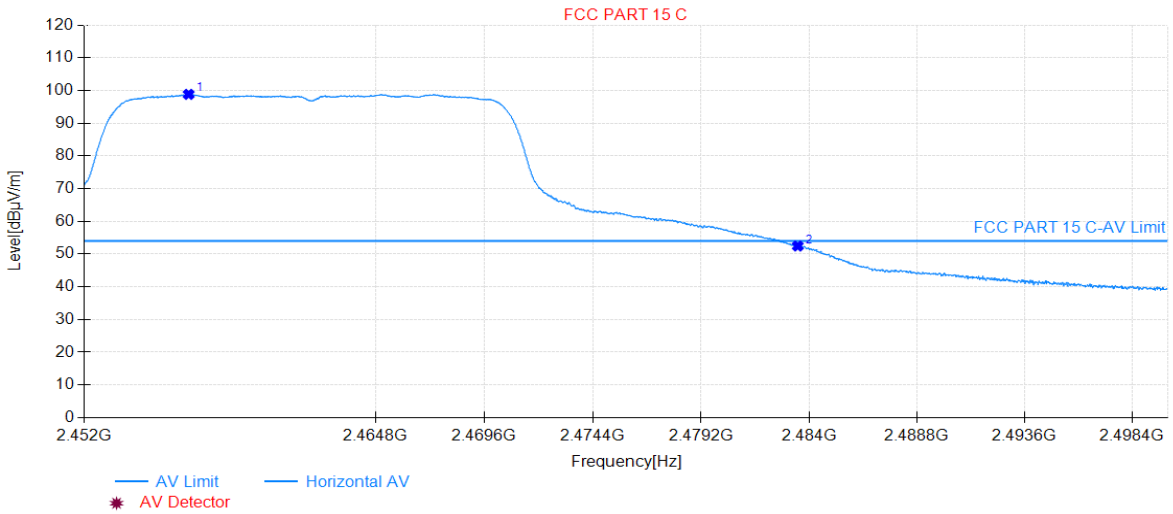

Suspected Data List								
NO.	Freq. [MHz]	Level [dBµV/m]	Factor [dB]	Limit [dBµV/m]	Margin [dB]	Height [cm]	Angle [°]	Polarity
1	2456.58	98.82	35.51	N/A	N/A	160	0	Horizontal
2	2483.50	52.45	35.48	54.00	1.55	160	0	Horizontal

Project Information			
EUT:	WYZE SPRINKLER CONTROLLER	Model:	WSPRK1
SN:	N/A	Voltage:	AC 120V/60Hz
Environment:	Temp: 25℃; Humi:60%	Engineer:	Line Chen
Remark:	Transmit by 802.11n-HT20 at Channel 2462MHz		

Start of Test:2020-06-17 10:32:59

Test Graph

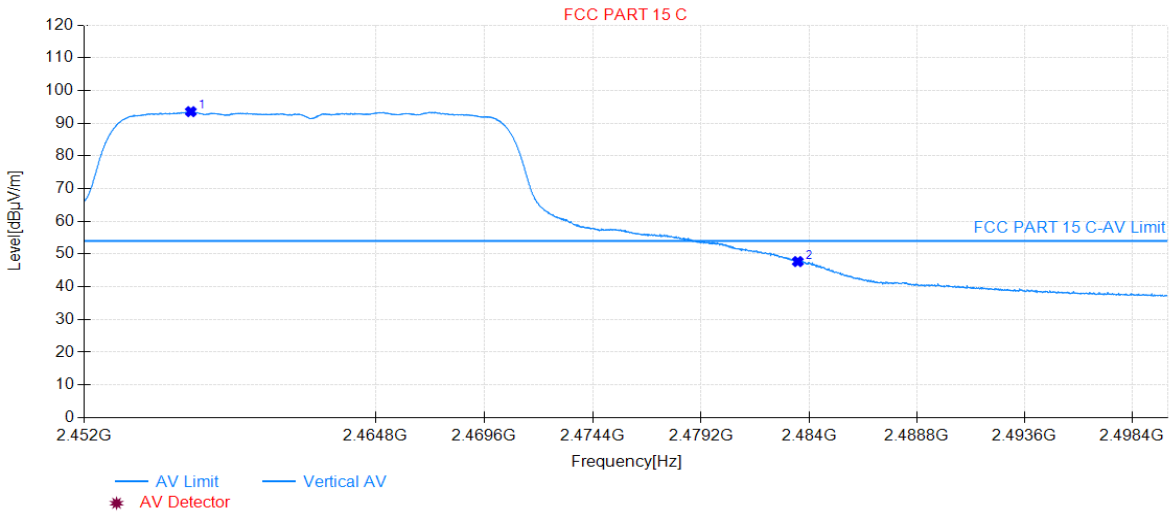

Suspected Data List								
NO.	Freq. [MHz]	Level [dBµV/m]	Factor [dB]	Limit [dBµV/m]	Margin [dB]	Height [cm]	Angle [°]	Polarity
1	2456.68	93.53	35.51	N/A	N/A	160	360	Vertical
2	2483.50	47.70	35.48	54.00	6.30	160	254	Vertical

Project Information			
EUT:	WYZE SPRINKLER CONTROLLER	Model:	WSPRK1
SN:	N/A	Voltage:	AC 120V/60Hz
Environment:	Temp: 25℃; Humi:60%	Engineer:	Line Chen
Remark:	Transmit by 802.11n-HT40 at Channel 2422MHz		

Start of Test:2020-06-17 11:09:43

Test Graph

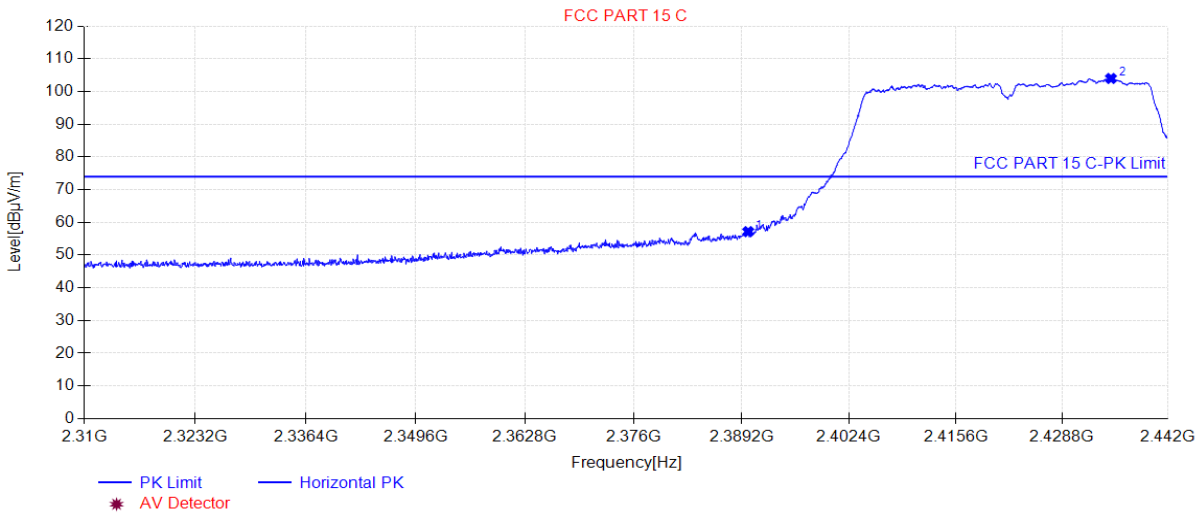

Suspected Data List								
NO.	Freq. [MHz]	Level [dBµV/m]	Factor [dB]	Limit [dBµV/m]	Margin [dB]	Height [cm]	Angle [°]	Polarity
1	2390.00	57.16	35.27	74.00	16.84	160	7	Horizontal
2	2434.87	103.98	35.45	N/A	N/A	160	360	Horizontal

Project Information			
EUT:	WYZE SPRINKLER CONTROLLER	Model:	WSPRK1
SN:	N/A	Voltage:	AC 120V/60Hz
Environment:	Temp: 25℃; Humi:60%	Engineer:	Line Chen
Remark:	Transmit by 802.11n-HT40 at Channel 2422MHz		

Start of Test:2020-06-17 11:10:51

Test Graph

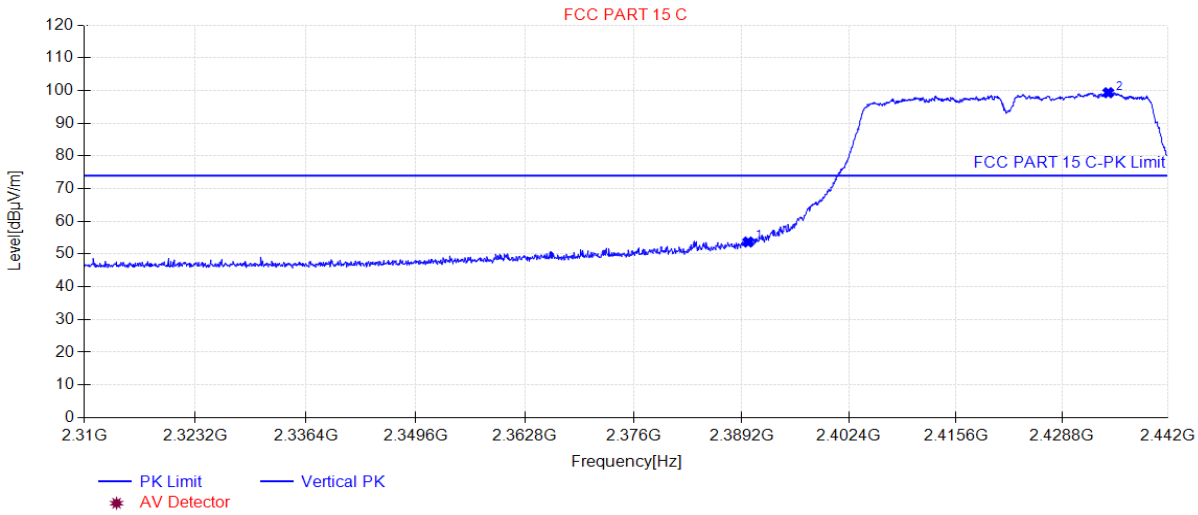

Suspected Data List								
NO.	Freq. [MHz]	Level [dBµV/m]	Factor [dB]	Limit [dBµV/m]	Margin [dB]	Height [cm]	Angle [°]	Polarity
1	2390.00	53.68	35.27	74.00	20.32	160	237	Vertical
2	2434.54	99.32	35.45	N/A	N/A	160	242	Vertical

Project Information			
EUT:	WYZE SPRINKLER CONTROLLER	Model:	WSPRK1
SN:	N/A	Voltage:	AC 120V/60Hz
Environment:	Temp: 25℃; Humi:60%	Engineer:	Line Chen
Remark:	Transmit by 802.11n-HT40 at Channel 2422MHz		

Start of Test:2020-06-17 11:18:22

Test Graph

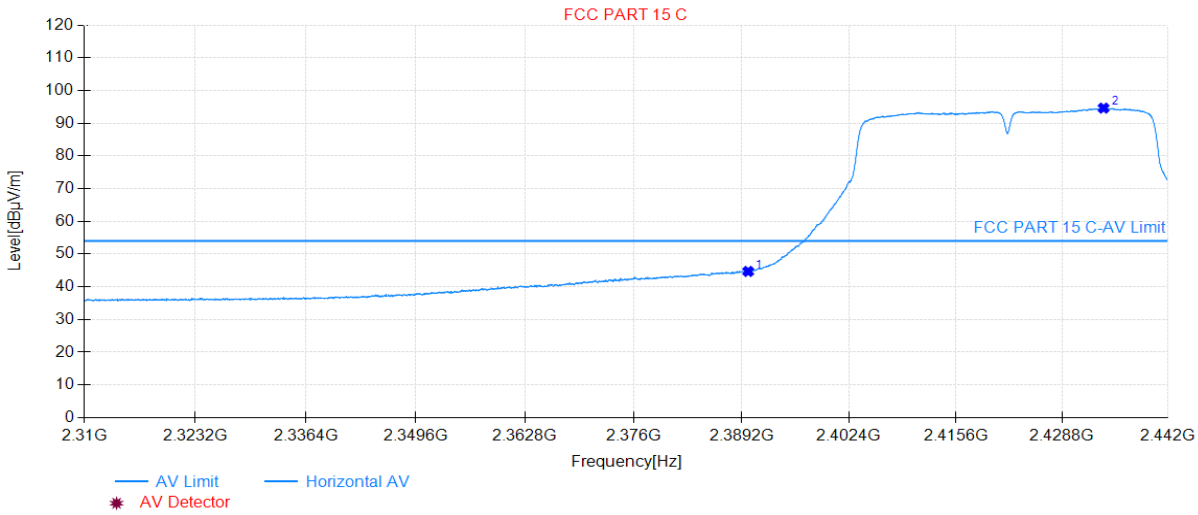

Suspected Data List								
NO.	Freq. [MHz]	Level [dBµV/m]	Factor [dB]	Limit [dBµV/m]	Margin [dB]	Height [cm]	Angle [°]	Polarity
1	2390.00	44.70	35.27	54.00	9.30	160	359	Horizontal
2	2433.94	94.62	35.45	N/A	N/A	160	356	Horizontal

Project Information			
EUT:	WYZE SPRINKLER CONTROLLER	Model:	WSPRK1
SN:	N/A	Voltage:	AC 120V/60Hz
Environment:	Temp: 25℃; Humi:60%	Engineer:	Line Chen
Remark:	Transmit by 802.11n-HT40 at Channel 2422MHz		

Start of Test:2020-06-17 11:19:31

Test Graph

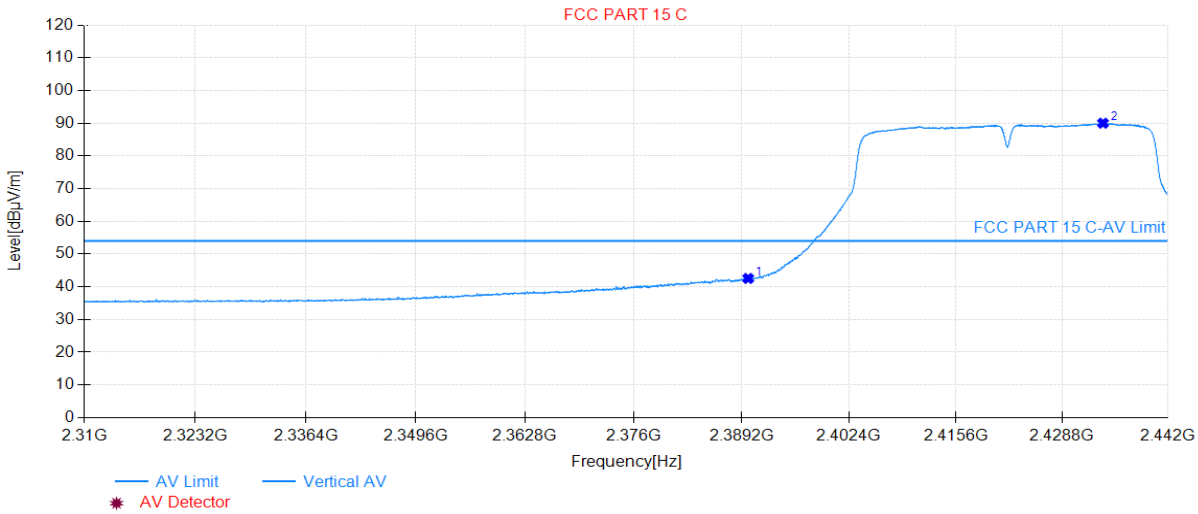

Suspected Data List								
NO.	Freq. [MHz]	Level [dBµV/m]	Factor [dB]	Limit [dBµV/m]	Margin [dB]	Height [cm]	Angle [°]	Polarity
1	2390.00	42.56	35.27	54.00	11.44	160	244	Vertical
2	2433.88	90.00	35.45	N/A	N/A	160	240	Vertical

Project Information			
EUT:	WYZE SPRINKLER CONTROLLER	Model:	WSPRK1
SN:	N/A	Voltage:	AC 120V/60Hz
Environment:	Temp: 25℃; Humi:60%	Engineer:	Line Chen
Remark:	Transmit by 802.11n-HT40 at Channel 2452MHz		

Start of Test:2020-06-17 10:58:16

Test Graph

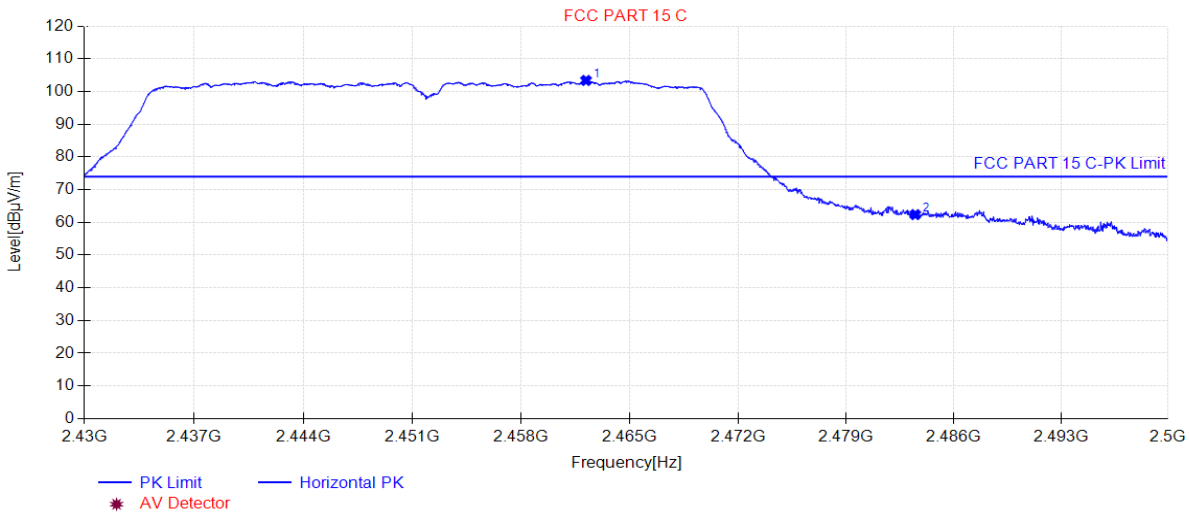

Suspected Data List								
NO.	Freq. [MHz]	Level [dBµV/m]	Factor [dB]	Limit [dBµV/m]	Margin [dB]	Height [cm]	Angle [°]	Polarity
1	2462.16	103.38	35.51	N/A	N/A	160	360	Horizontal
2	2483.50	62.37	35.48	74.00	11.63	160	1	Horizontal

Project Information			
EUT:	WYZE SPRINKLER CONTROLLER	Model:	WSPRK1
SN:	N/A	Voltage:	AC 120V/60Hz
Environment:	Temp: 25℃; Humi:60%	Engineer:	Line Chen
Remark:	Transmit by 802.11n-HT40 at Channel 2452MHz		

Start of Test:2020-06-17 10:59:25

Test Graph

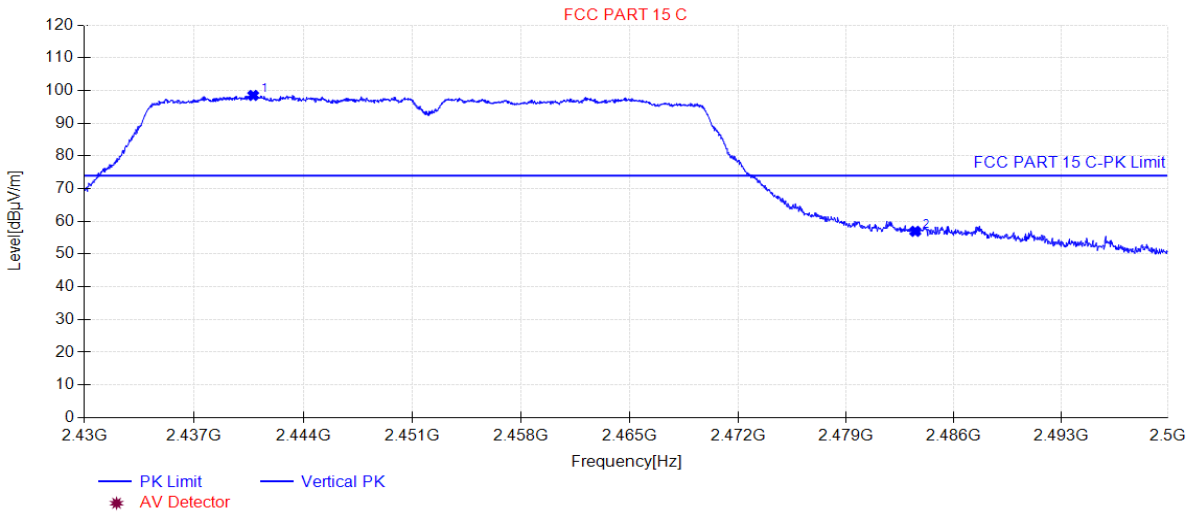

Suspected Data List								
NO.	Freq. [MHz]	Level [dBµV/m]	Factor [dB]	Limit [dBµV/m]	Margin [dB]	Height [cm]	Angle [°]	Polarity
1	2440.78	98.49	35.48	N/A	N/A	160	242	Vertical
2	2483.50	56.96	35.48	74.00	17.04	160	237	Vertical

Project Information			
EUT:	WYZE SPRINKLER CONTROLLER	Model:	WSPRK1
SN:	N/A	Voltage:	AC 120V/60Hz
Environment:	Temp: 25℃; Humi:60%	Engineer:	Line Chen
Remark:	Transmit by 802.11n-HT40 at Channel 2452MHz		

Start of Test:2020-06-17 10:49:53

Test Graph

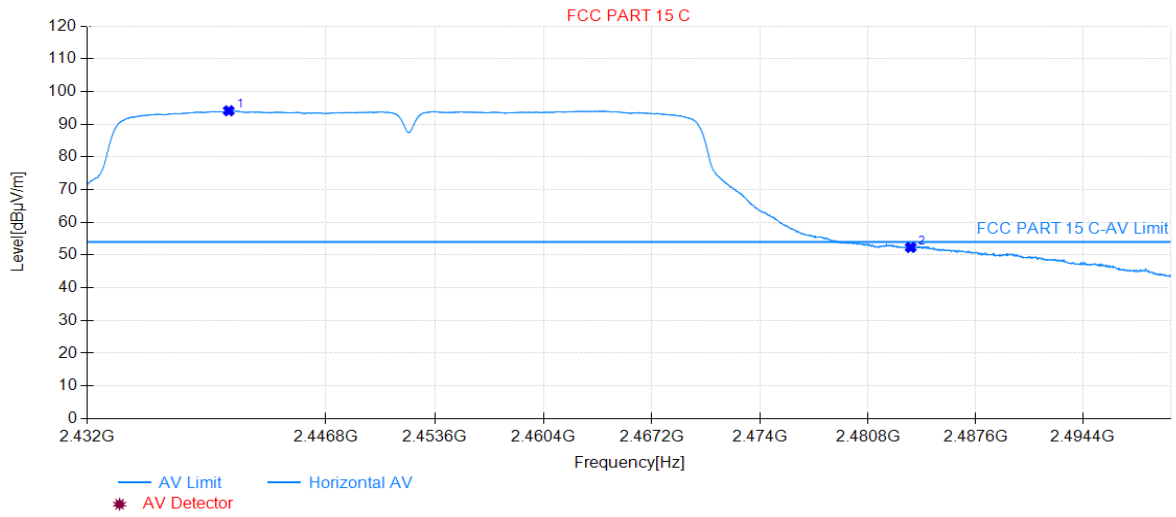

Suspected Data List								
NO.	Freq. [MHz]	Level [dBµV/m]	Factor [dB]	Limit [dBµV/m]	Margin [dB]	Height [cm]	Angle [°]	Polarity
1	2440.77	94.11	35.48	N/A	N/A	160	359	Horizontal
2	2483.50	52.33	35.48	54.00	1.67	160	0	Horizontal

Project Information			
EUT:	WYZE SPRINKLER CONTROLLER	Model:	WSPRK1
SN:	N/A	Voltage:	AC 120V/60Hz
Environment:	Temp: 25℃; Humi:60%	Engineer:	Line Chen
Remark:	Transmit by 802.11n-HT40 at Channel 2452MHz		

Start of Test:2020-06-17 10:53:34

Test Graph

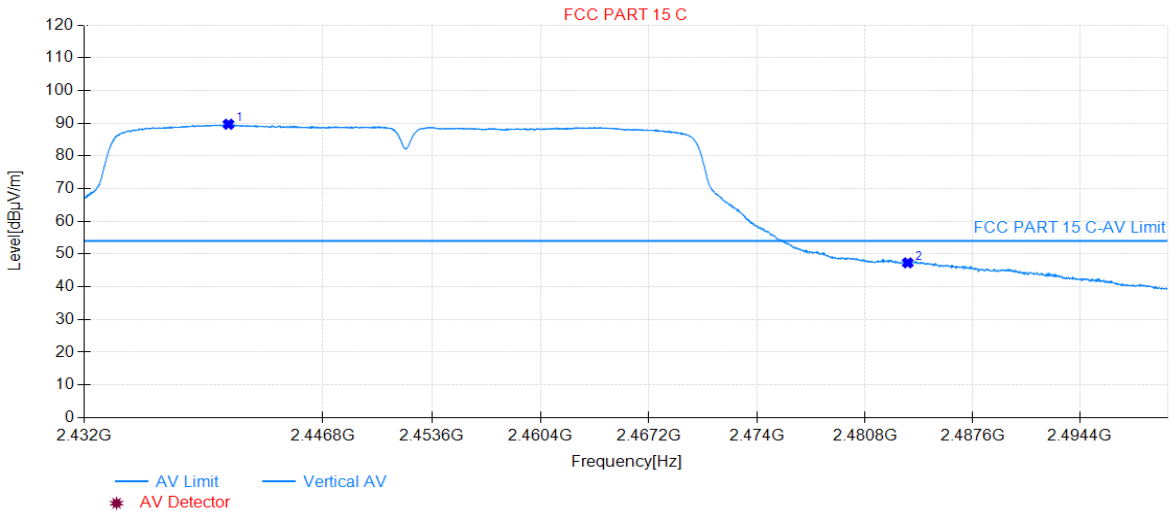

Suspected Data List								
NO.	Freq. [MHz]	Level [dBµV/m]	Factor [dB]	Limit [dBµV/m]	Margin [dB]	Height [cm]	Angle [°]	Polarity
1	2440.94	89.68	35.48	N/A	N/A	160	242	Vertical
2	2483.50	47.32	35.48	54.00	6.68	160	249	Vertical

7.8. AC Conducted Emissions Measurement

7.8.1. Test Limit

FCC Part 15 Subpart C Paragraph 15.207 Limits		
Frequency (MHz)	QP (dBuV)	AV (dBuV)
0.15 - 0.50	66 - 56	56 – 46
0.50 - 5.0	56	46
5.0 - 30	60	50

Note 1: The lower limit shall apply at the transition frequencies.

Note 2: The limit decreases linearly with the logarithm of the frequency in the range 0.15MHz to 0.5MHz.

7.8.2. Test Setup

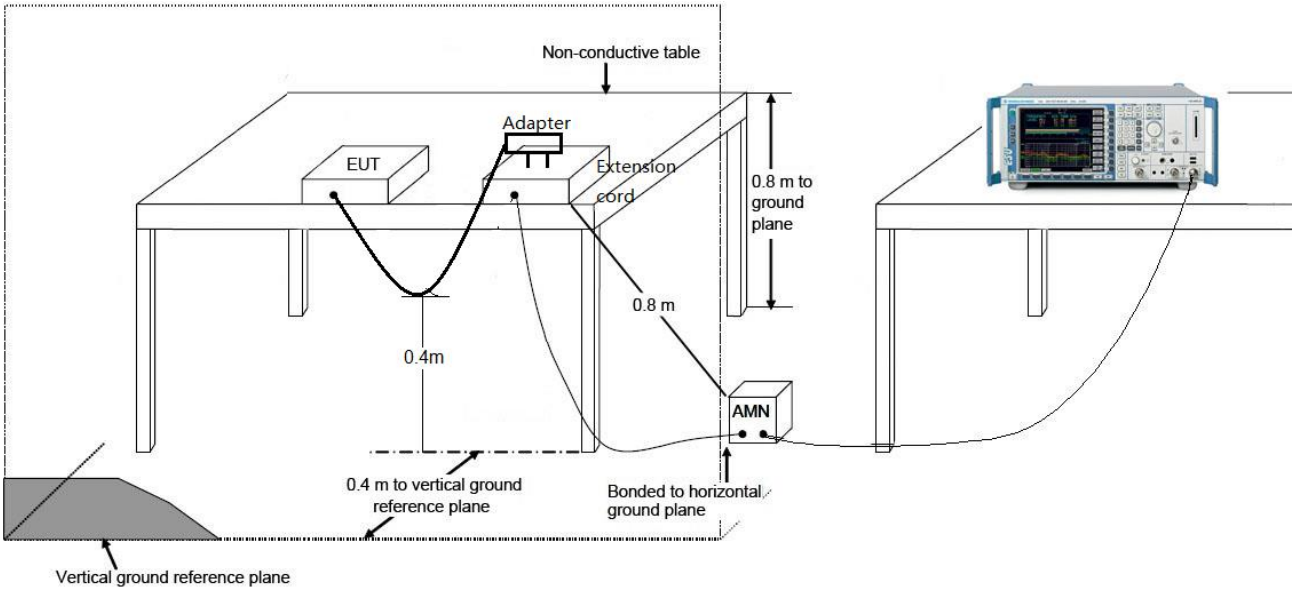

7.8.3. Test Result

EUT:	WYZE SPRINKLER CONTROLLER	Polarity:	LINE
Model:	WSPRK1	Voltage:	120V/60Hz
Environment:	Temp: 25℃; Humi:60%	Engineer:	Line Chen

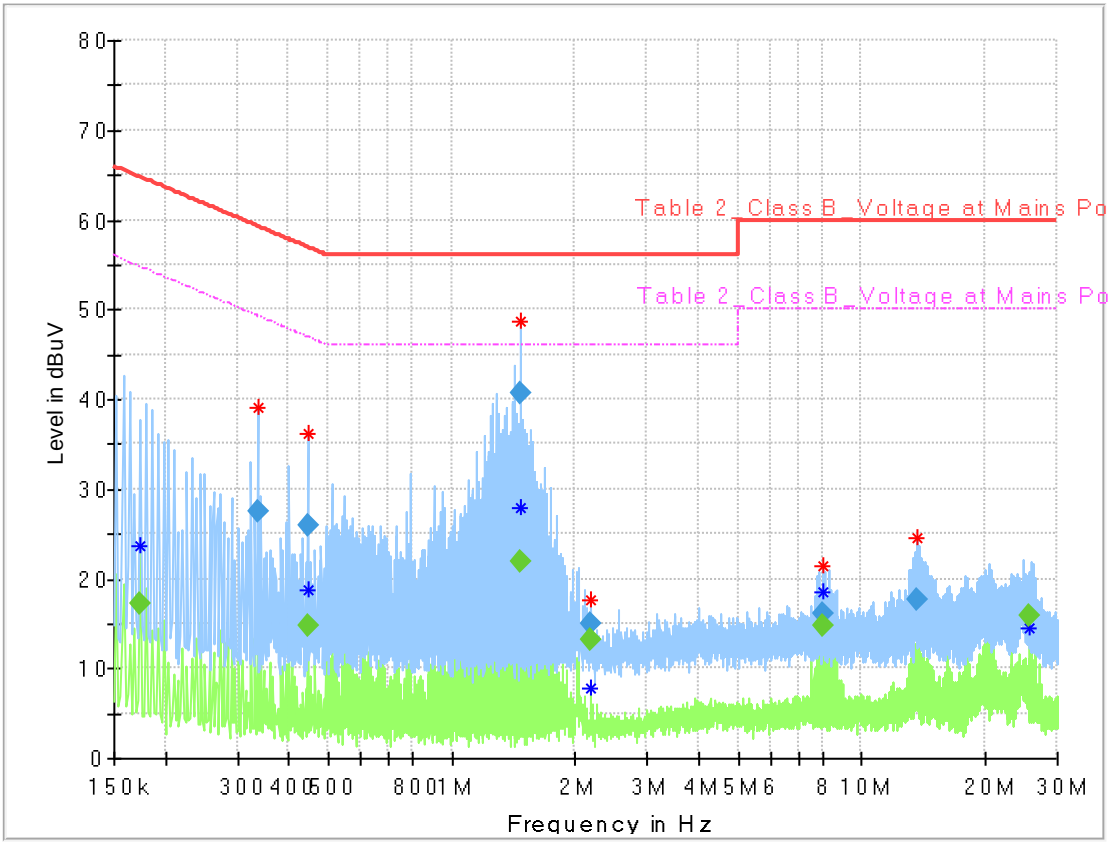

Frequency (MHz)	QuasiPeak (dBuV)	Average (dBuV)	Limit (dBuV)	Margin (dB)	Meas. Time	Bandwidth (kHz)	Line	Filter	Corr. (dB)
0.174000	---	17.28	54.77	37.48	1000.	9.000	L1	ON	9.9
0.336000	27.52	---	59.30	31.78	1000.	9.000	L1	ON	10.0
0.446000	---	14.79	46.95	32.16	1000.	9.000	L1	ON	10.0
0.446000	25.94	---	56.95	31.01	1000.	9.000	L1	ON	10.0
1.470000	---	21.98	46.00	24.02	1000.	9.000	L1	ON	9.9
1.470000	40.71	---	56.00	15.29	1000.	9.000	L1	ON	9.9
2.188000	14.97	---	56.00	41.03	1000.	9.000	L1	ON	9.8
2.188000	---	13.27	46.00	32.73	1000.	9.000	L1	ON	9.8
8.052000	16.17	---	60.00	43.83	1000.	9.000	L1	ON	9.8
8.052000	---	14.75	50.00	35.25	1000.	9.000	L1	ON	9.8
13.648000	17.75	---	60.00	42.25	1000.	9.000	L1	ON	9.8
25.692000	---	15.85	50.00	34.15	1000.	9.000	L1	ON	9.9

EUT:	WYZE SPRINKLER CONTROLLER	Polarity:	NEUTRAL
Model:	WSPRK1	Voltage:	120V/60Hz
Environment:	Temp: 25℃; Humi:60%	Engineer:	Line Chen

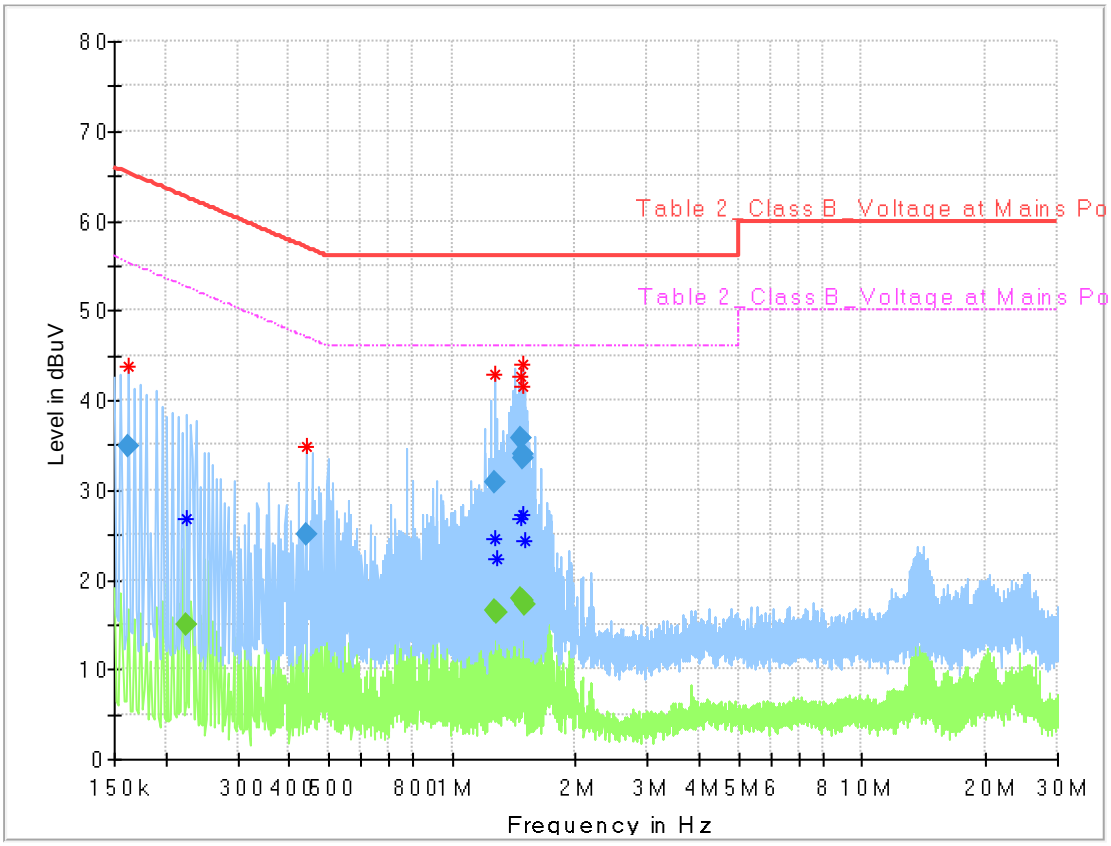

Frequency (MHz)	QuasiPeak (dBuV)	Average (dBuV)	Limit (dBuV)	Margin (dB)	Meas. Time	Bandwidth (kHz)	Line	Filter	Corr. (dB)
0.162000	34.91	---	65.36	30.45	1000.	9.000	N	ON	9.8
0.226000	---	14.96	52.60	37.64	1000.	9.000	N	ON	9.9
0.440000	25.01	---	57.06	32.05	1000.	9.000	N	ON	10.1
1.272000	---	16.54	46.00	29.46	1000.	9.000	N	ON	9.9
1.272000	30.94	---	56.00	25.06	1000.	9.000	N	ON	9.9
1.290000	---	16.28	46.00	29.72	1000.	9.000	N	ON	9.9
1.474000	35.75	---	56.00	20.25	1000.	9.000	N	ON	9.9
1.480000	---	17.86	46.00	28.14	1000.	9.000	N	ON	9.9
1.486000	33.97	---	56.00	22.03	1000.	9.000	N	ON	9.9
1.486000	---	17.64	46.00	28.36	1000.	9.000	N	ON	9.9
1.492000	33.46	---	56.00	22.54	1000.	9.000	N	ON	9.9
1.504000	---	17.18	46.00	28.82	1000.	9.000	N	ON	9.9

8. CONCLUSION

The data collected relate only the item(s) tested and show that the **WYZE SPRINKLER CONTROLLER** is in compliance with Part 15C of the FCC and RSS Rules.

The End