A
95.00 mm
±0.5mm

C
570.00 mm
±0.5mm

B
130.00 mm
±0.5mm

封面

×TEZO

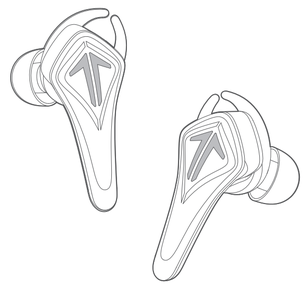

Spark Wolves Edition

TWS Bluetooth Earbuds

TT01B

Product overview

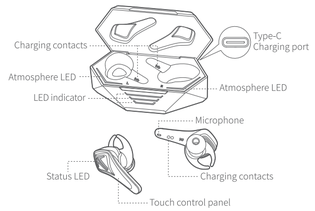

Earbuds specifications

Pairing name: Spark Wolves Edition
Bluetooth version: 5.0
Battery capacity: 60mAh/3.7V
Bluetooth range: ＞10m

Play time: about 4H
Talk time: about 5H
Charging time: about 1.5H
Charging electric current: 5V==0.2A

Charging case specifications

Battery capacity: 500mAh/3.7V
Battery case charging cycle for earphone: about 3 times

Charging time: about 2H
Charging voltage：5.0V

Package contents

1. Charging case
2. Earbuds
3. Large eartips
4. Type-C charging cable
5. Instruction manual

How to wear

Insert the earbuds into the ear canals gently, then shake the head to ensure the earbuds do not fall.
When talking, please turn the microphone toward the mouth to make the call clearer.

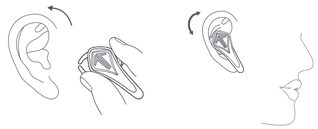

Operation

1. Power on (Earbuds flash on blue lights)/(Earbuds flash on yellow lights)
(1) After opening the charging case lid, the earbuds will turn on automatically, voice prompts " Power on".
(2) When the earbuds are off, touch the touch panel for about 5 seconds, voice prompts "Power on".

2. Power off
(1) Put the earbuds back into the charging case and close the lid, voice prompts " Power off ".
(2) When the earbuds are on, touch the touch panel for about 8 seconds, voice prompts " Power off ".

Pairing and connecting

1. Open the charging case, and the two earbuds will be paired with each other automatically within 5 seconds after power on.
(Blue and white lights flash alternately)/(yellow and white lights flash alternately)
2. Turn on the Bluetooth list of devices and search "Spark Wolves Edition".
3. Click to complete the connection.
(The blue light will be on for one second)/(The yellow light will be on for one second)

If the connection fails, put the earbuds back into the charging case and close the lid, and repeat the above operations.
When the earbud is connected to the mobile phone beyond the distance, it will enter the back connection state. If the earbud fails to connect the device within 30 seconds, it will automatically power off.

After the first connection,the earbuds can automatically connect back to the last paired device(Bluetooth needs to be turned on).

Restore the factory settings (Clear pairing record)

When the two earbuds are connected to the mobile phone without playing music or playing games, tap the earbuds 2× and hold for 5 seconds in the second tap. After the pairing record is cleared, the earbuds will power off automatically.

Gameplay mode

When the phone is connected, tap the right earbud touch panel 3× to enter the low-latency mode, 3× more tap to exit.
LED status of gameplay mode: blue breathing light / yellow breathing light

Touch control

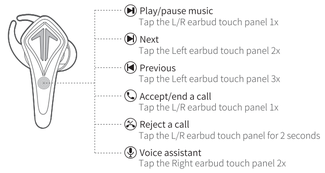

Charging status of charging case

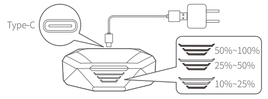

Open the charging case:
The three section electric quantity indicator lights up synchronously and then goes out synchronously, and the real-time electric quantity is displayed step by step again.
*When less than 10% power is left in the charging case,the shortest power indicator turns red and stay on.
Charging status of charging case:
When the type-c is connected for charging, the power indicator light of the charging case will display the real-time power in steps, and the three sections of indicator light will be on for 60s and then off after being fully charged.

FAQ

1. Q: Why does only one earbud work?
A: put the two earbuds back into the charging case and take them out again to check whether the earbuds are paired with each other, if not, reset the earbuds.
2. Q: how to solve the problem of mobile phone prompt unable to connect?
A: delete the pairing record on the mobile phone, and then search signal and connect again.
3. Q: Why there is no sound in the call / music?
A: Android phone has a setting icon on the right side of the phone connection record. Click enter to uncheck and reselect the two audio options. Apple phone sets the general auxiliary function to enter the audio call mode. Select auto. If it is auto, change other options, and then select auto. If it is not recovered, delete the matching record and try again.
4. Q: Why there is a delay in the video / gameplay?
A: Due to the influence of environment, network and mobile phone encoding and decoding speed, it will cause different degrees of delay when the mobile phone transmits audio data to the earbuds.
(When the game mode is turned on, the power consumption will be increased and the use distance will be reduced. It is recommended to use the normal mode in non game environment. When the real-time voice function is enabled in the game, the definition of the game background sound will be affected, so the current game software sets the Bluetooth transmission rate as priority.)
5. Q: Why is it stuck / intermittent?
A: If there are a large number of WiFi connections, 4G signals, high-power electrical appliances and so on when using, it may be stuck or intermittent. It can be solved by changing the environment or repairing and connecting.

Safty instruction

1. Please use the original or with safety certification wire harness for charging.
2. When using earbuds, please adjust the volume appropriately to avoid damaging the hearing.
3. Please use the product correctly to avoid falling or heavy extrusion.
4. Children should be accompanied by adults to avoid eating by mistake.
5. Keep away from extreme environment such as high temperature or humidity.
6. Do not disassemble this product.

Hazardous substances and their contents in the item

10

Part neme	Hazardous Substances									
	Pb	Hg	Cd	Cr (VI)	PBB	PBDE	DIBP	DEHP	DBP	BBP
Main battery	X	O	O	O	O	O	O	O	O	O
Battery	O	O	O	O	O	O	O	O	O	O
Eartips	O	O	O	O	O	O	O	O	O	O
Accessories	O	O	O	O	O	O	O	O	O	O
Charging cable	X	O	O	O	O	O	O	O	O	O

This form is made by SJ / T 11364 regulation
O: means that hazardous substance content in the homogeneus materials of this part is within the limits of GB / T 26572 regulation
X: means that hazardous substance content in , at least one certain homogeneous material of this part is beyond the limits of GB / T 26572 regulation.

Service life
As described in this manual, under normal use conditions, the environmental protection service life of this product is 10 years. During this period, the product will not leak any dangerous substances. This product can be recycled and must be disposed according to local regulations.

After Service and Supports

According to the relevant laws and regulations of consumer electronic products and the actual situation of the industry, the following after-sales service regulations are formulated to provide consumers with satisfactory after-sales services:

I Warranty certificate mainly includes:
warranty card, holograms on product packaging box to prove authenticity and sales certificate.

II After sales service scope：
2.1 During the warranty period of the product, the company will be responsible for providing free maintenance for any failure caused by the quality problem of the product itself under normal use without disassembly and repair;
2.2 For products beyond the warranty period, the warranty certificate shall be issued and the maintenance fee shall be paid. If you need to order spare parts, you need to pay for the spare parts; if you want to order other spare parts, you need to send the repaired products to our company; repair and replace parts after being tested by our professional maintenance personnel;
2.3 Once the warranty certificate is altered, the warranty will become invalid immediately;
2.4 The warranty certificate of the product shall be properly kept by the consumer and shall not be supplemented if lost.

III Warranty Period
3.1 Within one year after purchasing this product, there are quality problems in normal use (non-human damage)without disassembly and repair;
3.2 Consumers who have quality problems in normal use (non-human damage) within 7 days from the date of purchase,without repair, can enjoy the replacement service; 1 year warranty (including all accessories) from the date of issuing the sales certificate;
3.3 The replacement service we provide is limited to products of the same model and color, and the replacement time is 5-10 days without shortage.

IV Regulations on invalidation of warranty during warranty period
4.1 In the following cases, the warranty is invalid, but the maintenance service is provided, the labor fee and parts fee are charged:
(1) any damage to accessories caused by improper use,maintenance and storage of consumers;
(2) damage caused by force majeure, such as natural disasters.

4.2 In the following cases, the company will refuse to provide maintenance services or provide charged maintenance services:
(1) fail to provide holograms on product packaging box;
(2) the contents of the holograms are altered or illegible;
(3) It is unable to provide the product warranty card or the content recorded in the warranty card is inconsistent with the product, or the content is altered or illegible;
(4) earbuds that have been removed by any unauthorized person of Shengyang acoustics Co., Ltd.
(such as changing wires, removing voice coils, etc.);
(5) there is no sales voucher or the content of the sales voucher is inconsistent with the product.

V We will not provide warranty service in the following cases
After our inquiry, if we find that your repair products are not our products, we will refuse to provide warranty service, or double the maintenance fee. Please attach the warranty certificate when you send the earbuds to our company for repair. If you don't have any certificate, our company will handle it as parallel imports.

Warranty certificate

Product information

Product model：_____

Order number：_____

User information

Name：_____

Phone number：_____

Address：_____

Reason for returning and replacement：

_____

Purchase information

Sales site：_____

Purchase date：_____

×TEZO

Tel：+86-769-81819190
Web：www.soitl.com
Manufacturer：Shengyang Acoustics (Guangdong) Co., Ltd
Add：NO.5 Minxing Street, Zhongshan East, Shilong Town, Dongguan,China

MADE IN CHINA

注：要求过ROHS 及 无卤。

盛洋声学 SHENGYANG ACOUSTICS				版本： A1
分发部门：	产品型号： TT01B	料件名称： 说明书	料件编号： 632TT01B00002F	
研发 采购 品管	料件规格： 展开570*130mm 公差±0.5mm_折成95*130mm_105g哑粉纸_4C_风琴折页 TT01B			单位： mm 比例： 1:1
	制图： 毕慧芳 20200608	审核：	批准：	

FCC Caution:

This device complies with part 15 of the FCC Rules. Operation is subject to the following two conditions: (1) This device may not cause harmful interference, and (2) this device must accept any interference received, including interference that may cause undesired operation.

Any Changes or modifications not expressly approved by the party responsible for compliance could void the user's authority to operate the equipment.

Note: This equipment has been tested and found to comply with the limits for a Class B digital device, pursuant to part 15 of the FCC Rules. These limits are designed to provide reasonable protection against harmful interference in a residential installation. This equipment generates uses and can radiate radio frequency energy and, if not installed and used in accordance with the instructions, may cause harmful interference to radio communications. However, there is no guarantee that interference will not occur in a particular installation. If this equipment does cause harmful interference to radio or television reception, which can be determined by turning the equipment off and on, the user is encouraged to try to correct the interference by one or more of the following measures:

-Reorient or relocate the receiving antenna.

-Increase the separation between the equipment and receiver.

-Connect the equipment into an outlet on a circuit different from that to which the receiver is connected.

-Consult the dealer or an experienced radio/TV technician for help.

The device has been evaluated to meet general RF exposure requirement. The device can be used in portable exposure condition without restriction.