IEEE 802.11ac-VHT20

Channel 100

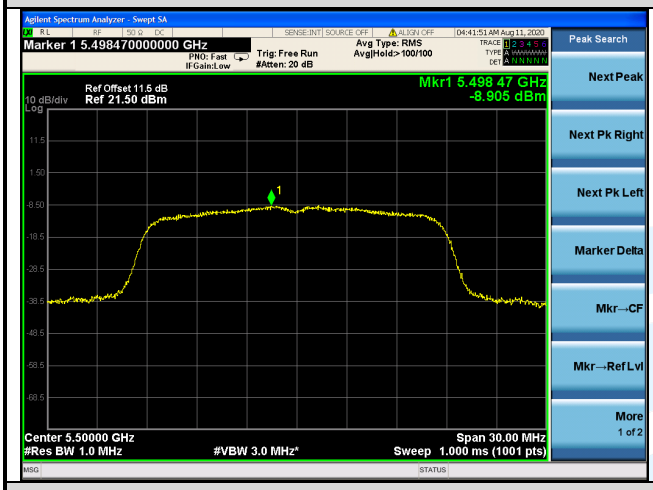

Channel 116

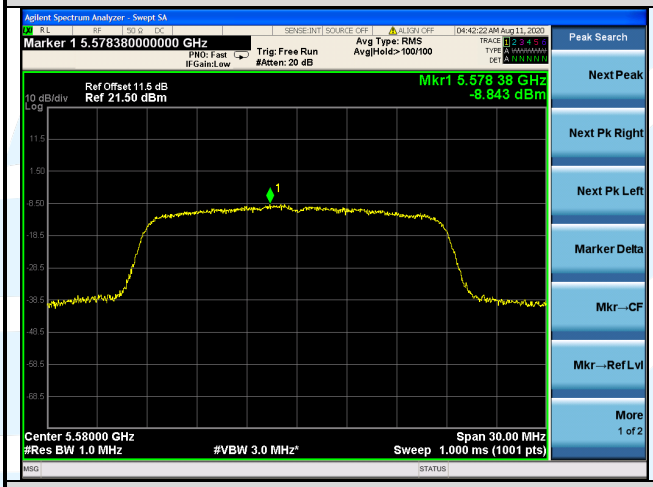

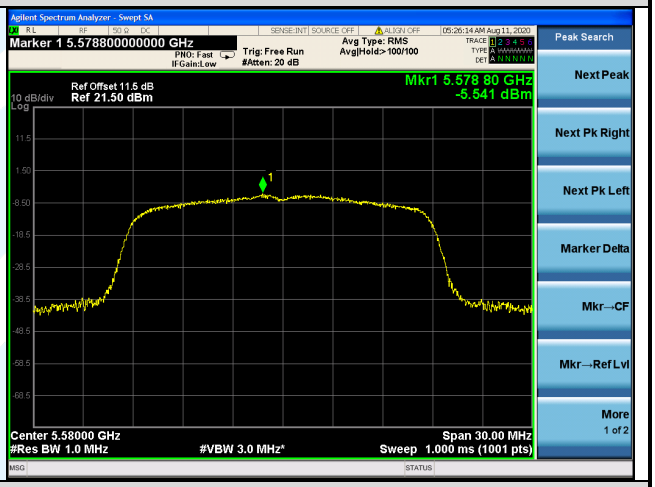

Channel 140

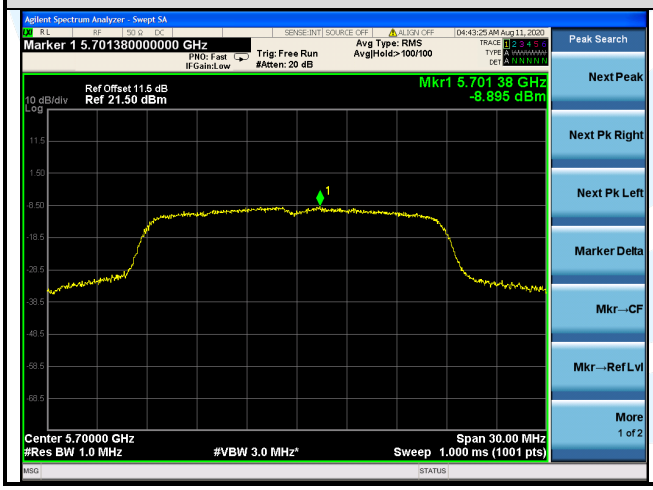

IEEE 802.11ac-VHT20

Channel 149

Channel 157

Channel 165

IEEE 802.11ac-VHT40

Chain 2	Chain 3

Channel 38

Channel 46

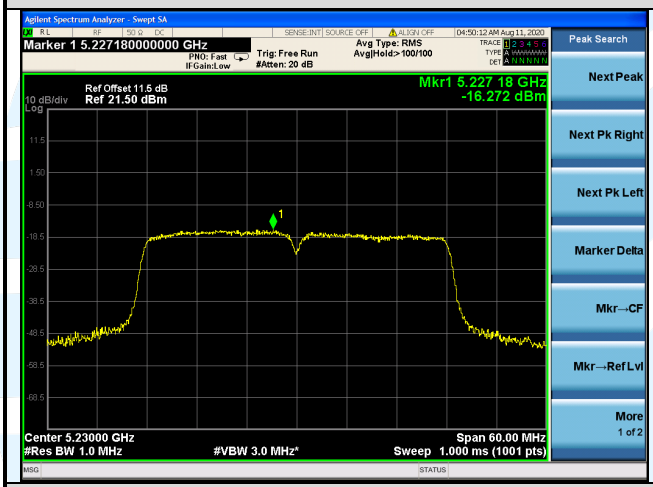

Channel 54

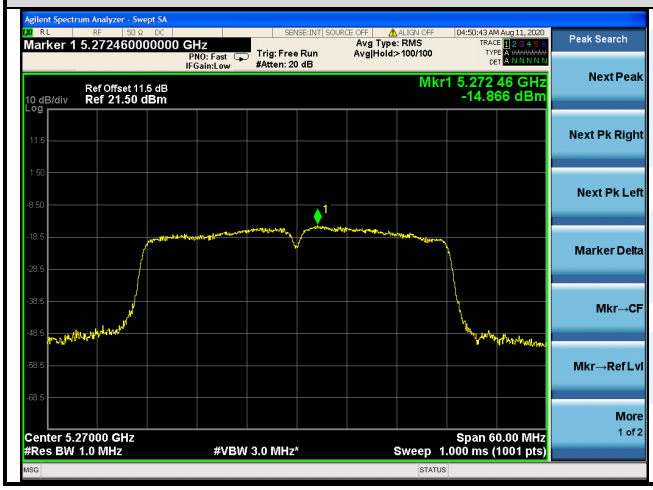

IEEE 802.11ac-VHT40

Channel 62

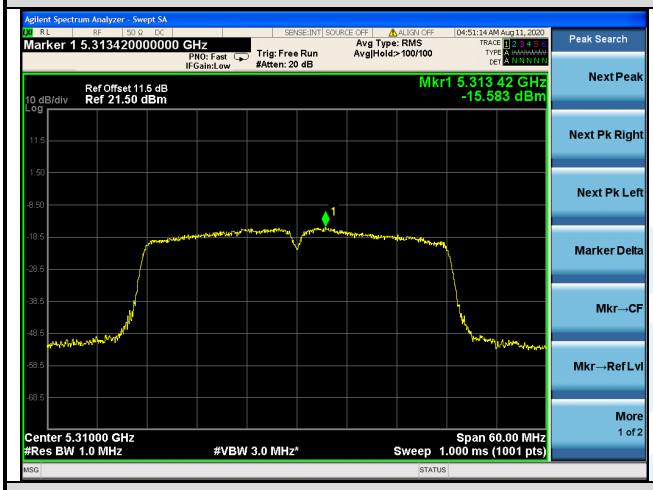

Channel 102

Channel 118

IEEE 802.11ac-VHT40

Channel 134

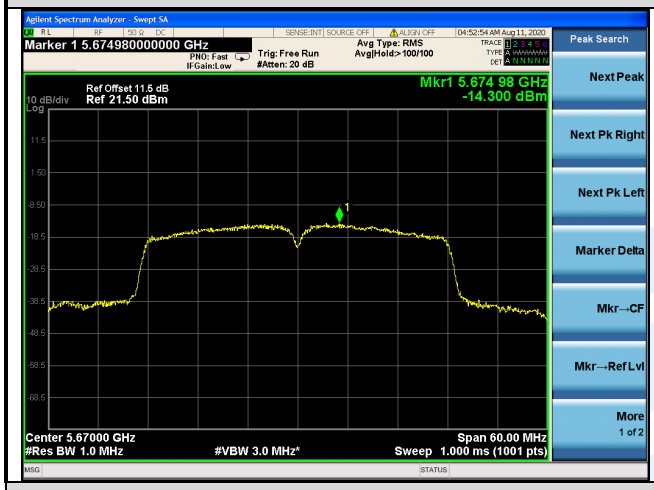

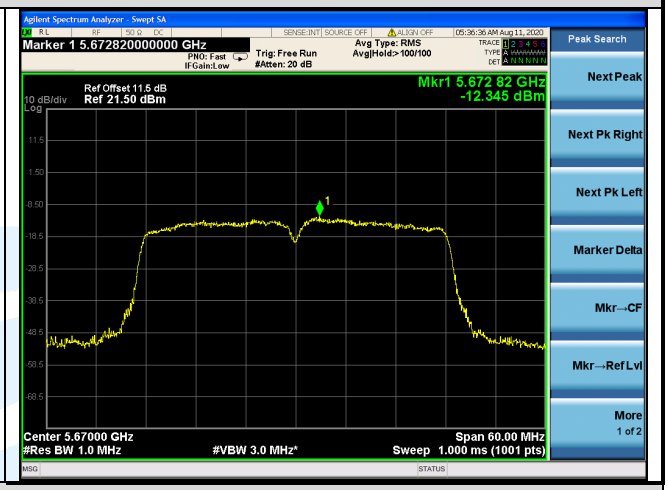

Channel 151

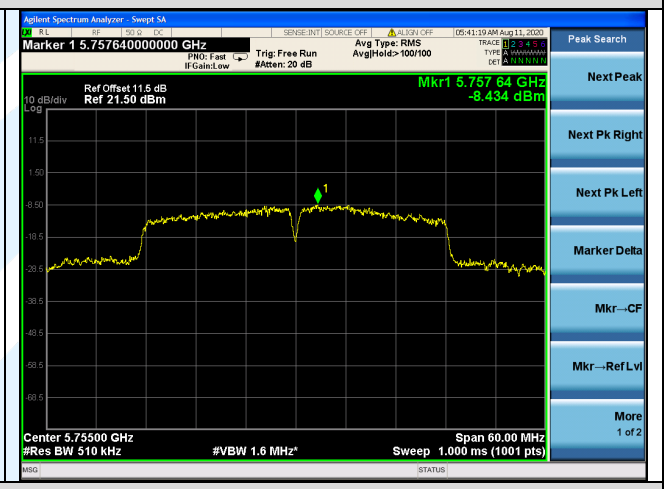

Channel 159

IEEE 802.11ac-VHT80

Channel 42

Channel 58

Channel 106

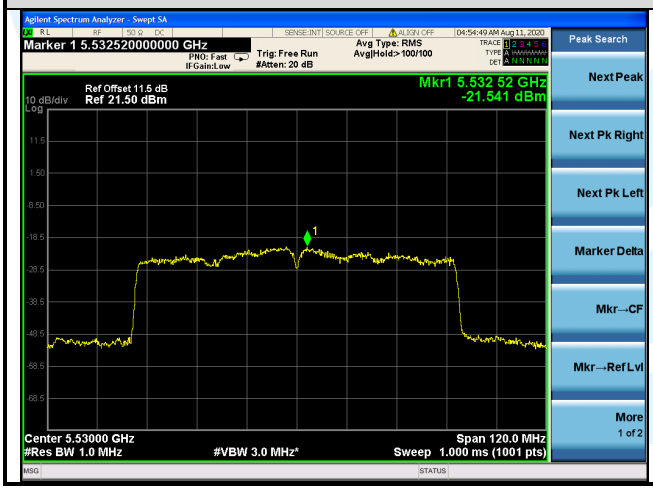

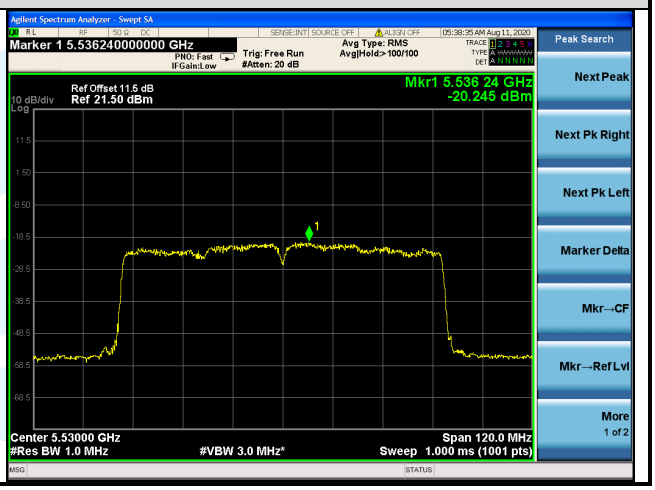

IEEE 802.11ac-VHT80

Channel 122

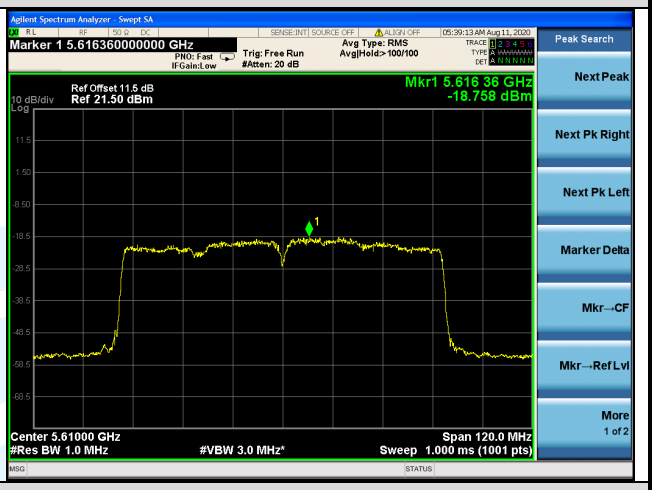

Channel 155

5.7 RADIATED EMISSIONS AND BAND EDGE MEASUREMENT

Test Requirement: FCC 47 CFR Part 15 Subpart E Section 15.407 (b)(1)(2)(3)(4)(6)
FCC 47 CFR Part 15 Subpart C Section 15.209/205

Test Method: KDB 789033 D02 v02r01 Section G.3, G.4, G.5, and G.6

Receiver Setup:

Frequency	RBW
0.009 MHz-0.150 MHz	200/300 kHz
0.150 MHz -30 MHz	9/10 kHz
30 MHz-1 GHz	100/120 kHz
Above 1 GHz	1 MHz

Limits:

1. Limits of Radiated Emission and Band edge Measurement

Radiated emissions that fall in the restricted bands must comply with the general emissions limits in 15.209(a) as below table. Other emissions shall be at least 20 dB below the highest level of the desired power.

Frequency	Field strength (microvolt/meter)	Limit (dBμV/m)	Remark	Measurement distance (m)
0.009 MHz-0.490 MHz	2400/F(kHz)	--	--	300
0.490 MHz-1.705 MHz	24000/F(kHz)	--	--	30
1.705 MHz-30 MHz	30	--	--	30
30 MHz-88 MHz	100	40.0	Quasi-peak	3
88 MHz-216 MHz	150	43.5	Quasi-peak	3
216 MHz-960 MHz	200	46.0	Quasi-peak	3
960MHz-1GHz	500	54.0	Quasi-peak	3
Above 1 GHz	500	54.0	Average	3

Remark:

a. The lower limit shall apply at the transition frequencies.
b. Emission level (dBuV/m) = 20 log Emission level (uV/m).
c. For frequencies above 1000 MHz, the field strength limits are based on average detector, however, the peak field strength of any emission shall not exceed the maximum permitted average limits, specified above by more than 20 dB under any condition of modulation.

2. Limits of Unwanted Emission Out of the Restricted Bands

Applicable To	Limit	
789033 D02 General U-NII Test Procedures New Rules v01r04	**Field Strength at 3 m**	
	PK: 74 (dBμV/m)	**AV: 54 (dBμV/m)**
Applicable To	EIRP Limit	Equivalent Field Strength at 3 m
FCC Part 15.407 (b)(1)	PK: -27 (dBm/MHz)	PK: 74 (dBμV/m)
FCC Part 15.407 (b)(2)	PK: -27 (dBm/MHz)	PK: 74 (dBμV/m)
FCC Part 15.407 (b)(3)	PK: -27 (dBm/MHz)	PK: 68.2 (dBμV/m)
FCC Part 15.407 (b)(4)	27 dBm/MHz at frequencies from the band edges decreasing linearly to 15.6 dBm/MHz at 5 MHz above or below the band edges;	PK: 68.2 (dBμV/m)
	15.6 dBm/MHz at 5 MHz above or below the band edges decreasing linearly to 10 dBm/MHz at 25 MHz above or below the band edges;	
	10 dBm/MHz at 25 MHz above or below the band edges decreasing linearly to -27 dBm/MHz at 75 MHz above or below the band edges;	
	-27 dBm/MHz at frequencies more than 75 MHz above or below the band edges.	

Test Setup: Refer to section 4.5.1 for details.

Test Procedures:

1. The EUT was placed on the top of a rotating table 0.8 meters (for below 1 GHz) / 1.5 meters (for above 1 GHz) above the ground at 3 meter chamber room for test. The table was rotated 360 degrees to determine the position of the highest radiation.
2. The EUT was set 3 meters away from the interference-receiving antenna, which was mounted on the top of a variable-height antenna tower.
3. The height of antenna is varied from one meter to four meters above the ground to determine the maximum value of the field strength. Both horizontal and vertical polarizations of the antenna are set to make the measurement.
4. For each suspected emission, the EUT was arranged to its worst case and then the antenna was tuned to heights from 1 meter to 4 meters and the rotatable table was turned from 0 degrees to 360 degrees to find the maximum reading.
5. The test-receiver system was set to quasi-peak detect function and specified bandwidth with maximum hold mode when the test frequency is below 1 GHz.
6. The test-receiver system was set to peak and average detected function and specified bandwidth with maximum hold mode when the test frequency is above 1 GHz. If the peak reading value also meets average limit, measurement with the average detector is unnecessary.

Remark:

a) The resolution bandwidth and video bandwidth of test receiver/spectrum analyzer is 120 kHz for Quasi-peak detection (QP) at frequency below 1 GHz.
b) The resolution bandwidth of test receiver/spectrum analyzer is 1 MHz and the video bandwidth is 3 MHz for Peak detection (PK) at frequency above 1 GHz.
c) The resolution bandwidth of test receiver/spectrum analyzer is 1 MHz and the video bandwidth is 3 MHz for RMS Average (Duty cycle < 98 %) for Average detection (AV) at frequency above 1 GHz, then the measurement results was added to a correction factor (10 log(1/duty cycle)).
d) The resolution bandwidth of test receiver/spectrum analyzer is 1 MHz and the video bandwidth is 10 Hz (Duty cycle ≥ 98 %) or ≥ 1/T(duty cycle is < 98%) for Average detection (AV) at frequency above 1 GHz.
e) All modes of operation were investigated and the worst-case emissions are reported.

Equipment Used: Refer to section 3 for details.

Test Result: Pass

The measurement data as follows:

Radiated Emission Test Data (9 KHz ~ 30 MHz):

The amplitude of spurious emissions attenuated more than 20 dB below the permissible value is not required to be report.

Radiated Emission Test Data (30 MHz ~ 1 GHz):

Worst-Case Configuration

Horizontal

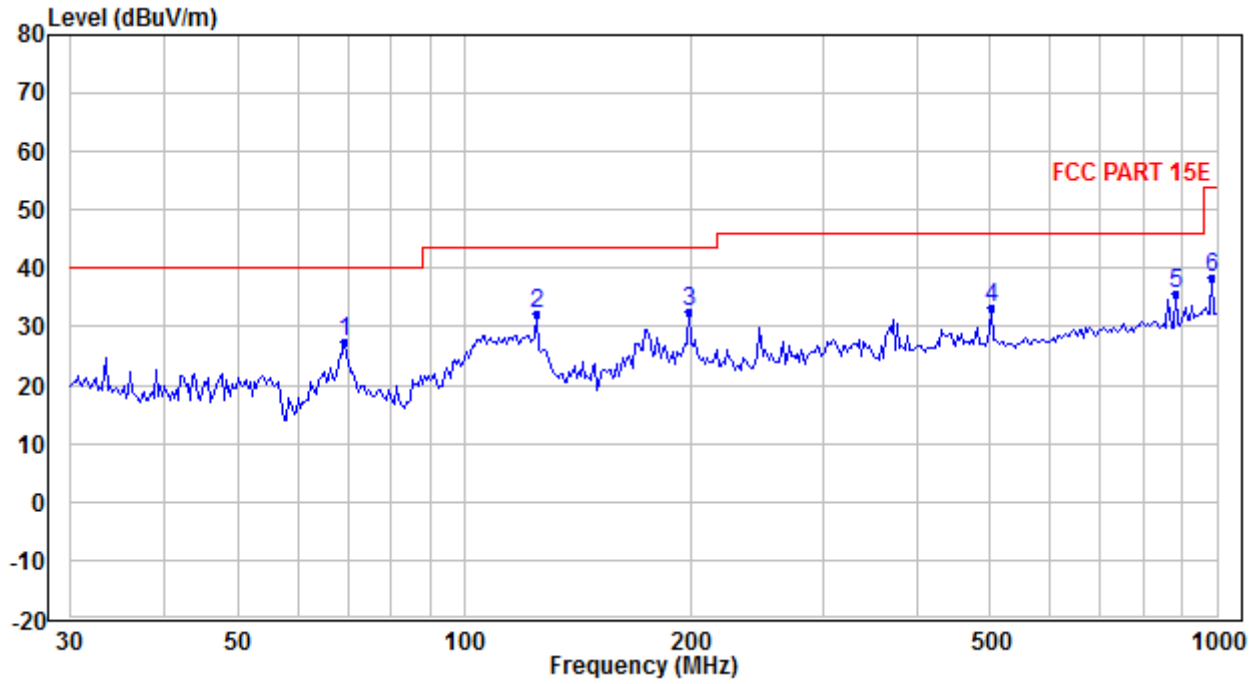

No.	Frequency (MHz)	Reading (dBuV)	Correction factor (dB)	Result (dBuV/m)	Limit (dBuV/m)	Margin (dB)	Detector
1	69.230	42.81	-15.51	27.30	40.00	-12.70	QP
2	124.925	44.07	-12.00	32.07	43.50	-11.43	QP
3	198.642	42.51	-9.80	32.71	43.50	-10.79	QP
4	502.247	34.18	-0.86	33.32	46.00	-12.68	QP
5	881.184	31.11	4.40	35.51	46.00	-10.49	QP
6	986.044	31.76	6.56	38.32	54.00	-15.68	QP

Vertical

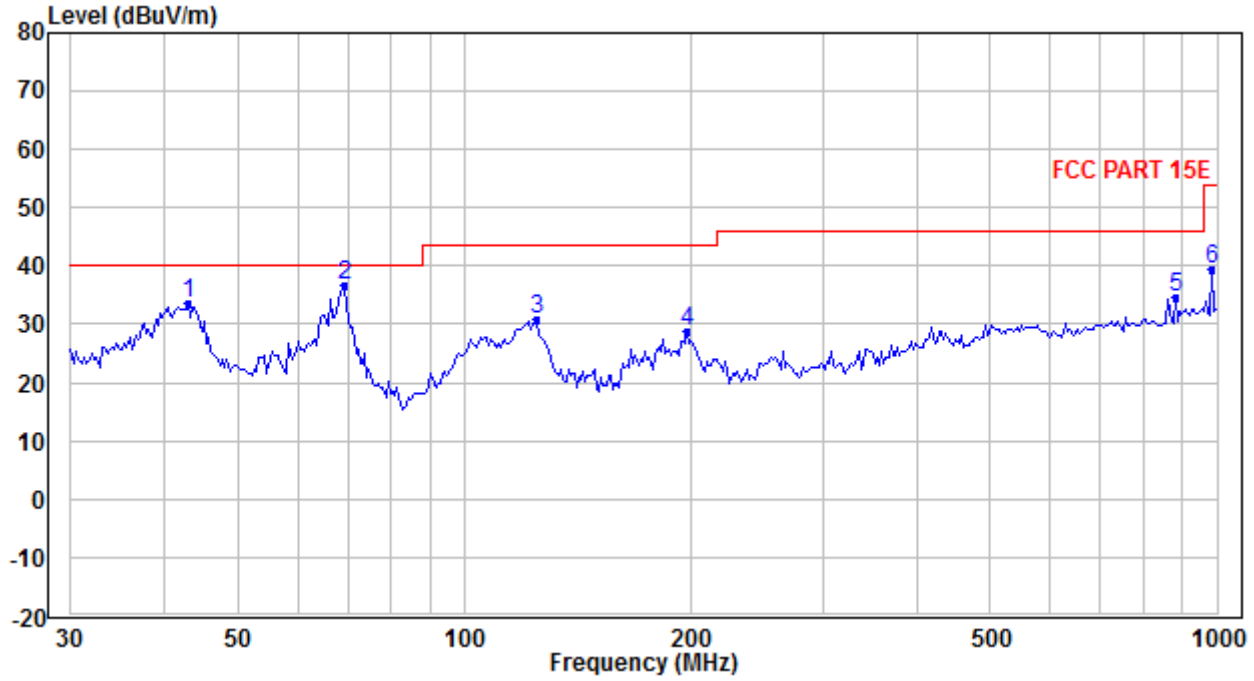

No.	Frequency (MHz)	Reading (dBuV)	Correction factor (dB)	Result (dBuV/m)	Limit (dBuV/m)	Margin (dB)	Detector
1	42.931	46.12	-12.54	33.58	40.00	-6.42	QP
2	69.230	51.78	-14.96	36.82	40.00	-3.18	QP
3	124.925	42.35	-11.55	30.80	43.50	-12.70	QP
4	197.251	38.39	-9.74	28.65	43.50	-14.85	QP
5	881.184	29.81	4.70	34.51	46.00	-11.49	QP
6	986.044	33.16	6.45	39.61	54.00	-14.39	QP

Radiated Emission Test Data (Above 1GHz):

SISO_ Chain 0_IEEE 802.11a_Channel 36

No.	Frequency (MHz)	Reading (dBuV/m)	Correction factor (dB)	Result (dBuV/m)	Limit (dBuV/m)	Margin (dB)	Detector	Antenna Polaxis
1	10360.00	44.93	5.58	50.51	74.00	-23.49	Peak	Horizontal
2	10360.00	32.96	5.58	38.54	54.00	-15.46	Average	Horizontal
3	15540.00	40.49	10.97	51.46	74.00	-22.54	Peak	Horizontal
4	15540.00	28.60	10.97	39.57	54.00	-14.43	Average	Horizontal
5	10360.00	44.65	5.74	50.39	74.00	-23.61	Peak	Vertical
6	10360.00	32.92	5.74	38.66	54.00	-15.34	Average	Vertical
7	15540.00	40.67	11.07	51.74	74.00	-22.26	Peak	Vertical
8	15540.00	28.60	11.07	39.67	54.00	-14.33	Average	Vertical

SISO_ Chain 0_IEEE 802.11a_Channel 44

No.	Frequency (MHz)	Reading (dBuV/m)	Correction factor (dB)	Result (dBuV/m)	Limit (dBuV/m)	Margin (dB)	Detector	Antenna Polaxis
1	10440.00	44.45	5.68	50.13	74.00	-23.87	Peak	Horizontal
2	10440.00	33.03	5.68	38.71	54.00	-15.29	Average	Horizontal
3	15660.00	39.79	11.10	50.89	74.00	-23.11	Peak	Horizontal
4	15660.00	28.25	11.10	39.35	54.00	-14.65	Average	Horizontal
5	10440.00	43.19	5.80	48.99	74.00	-25.01	Peak	Vertical
6	10440.00	33.16	5.80	38.96	54.00	-15.04	Average	Vertical
7	15660.00	39.61	11.20	50.81	74.00	-23.19	Peak	Vertical
8	15660.00	28.20	11.20	39.40	54.00	-14.60	Average	Vertical

SISO_ Chain 0_IEEE 802.11a_Channel 48

No.	Frequency (MHz)	Reading (dBuV/m)	Correction factor (dB)	Result (dBuV/m)	Limit (dBuV/m)	Margin (dB)	Detector	Antenna Polaxis
1	10480.00	43.33	5.72	49.05	74.00	-24.95	Peak	Horizontal
2	10480.00	32.45	5.72	38.17	54.00	-15.83	Average	Horizontal
3	15720.00	39.02	11.18	50.20	74.00	-23.80	Peak	Horizontal
4	15720.00	28.17	11.18	39.35	54.00	-14.65	Average	Horizontal
5	10480.00	43.36	5.83	49.19	74.00	-24.81	Peak	Vertical
6	10480.00	32.51	5.83	38.34	54.00	-15.66	Average	Vertical
7	15720.00	39.96	11.28	51.24	74.00	-22.76	Peak	Vertical
8	15720.00	28.17	11.28	39.45	54.00	-14.55	Average	Vertical

SISO_ Chain 0_IEEE 802.11a_Channel 52

No.	Frequency (MHz)	Reading (dBuV/m)	Correction factor (dB)	Result (dBuV/m)	Limit (dBuV/m)	Margin (dB)	Detector	Antenna Polaxis
1	10520.00	43.71	5.72	49.43	74.00	-24.57	Peak	Horizontal
2	10520.00	32.48	5.72	38.20	54.00	-15.80	Average	Horizontal
3	15780.00	39.55	11.26	50.81	74.00	-23.19	Peak	Horizontal
4	15780.00	27.98	11.26	39.24	54.00	-14.76	Average	Horizontal
5	10520.00	44.94	5.83	50.77	74.00	-23.23	Peak	Vertical
6	10520.00	32.51	5.83	38.34	54.00	-15.66	Average	Vertical
7	15780.00	40.54	11.36	51.90	74.00	-22.10	Peak	Vertical
8	15780.00	28.15	11.36	39.51	54.00	-14.49	Average	Vertical

SISO_ Chain 0_IEEE 802.11a_Channel 60

No.	Frequency (MHz)	Reading (dBuV/m)	Correction factor (dB)	Result (dBuV/m)	Limit (dBuV/m)	Margin (dB)	Detector	Antenna Polaxis
1	10600.00	44.51	5.66	50.17	74.00	-23.83	Peak	Horizontal
2	10600.00	31.80	5.66	37.46	54.00	-16.54	Average	Horizontal
3	15900.00	40.17	11.41	51.58	74.00	-22.42	Peak	Horizontal
4	15900.00	28.51	11.41	39.92	54.00	-14.08	Average	Horizontal
5	10600.00	43.82	5.78	49.60	74.00	-24.40	Peak	Vertical
6	10600.00	31.84	5.78	37.62	54.00	-16.38	Average	Vertical
7	15900.00	40.11	11.51	51.62	74.00	-22.38	Peak	Vertical
8	15900.00	28.51	11.51	40.02	54.00	-13.98	Average	Vertical

SISO_ Chain 0_IEEE 802.11a_Channel 64

No.	Frequency (MHz)	Reading (dBuV/m)	Correction factor (dB)	Result (dBuV/m)	Limit (dBuV/m)	Margin (dB)	Detector	Antenna Polaxis
1	10640.00	44.34	5.63	49.97	74.00	-24.03	Peak	Horizontal
2	10640.00	31.33	5.63	36.96	54.00	-17.04	Average	Horizontal
3	15960.00	40.02	11.47	51.49	74.00	-22.51	Peak	Horizontal
4	15960.00	28.45	11.47	39.92	54.00	-14.08	Average	Horizontal
5	10640.00	43.36	5.76	49.12	74.00	-24.88	Peak	Vertical
6	10640.00	31.79	5.76	37.55	54.00	-16.45	Average	Vertical
7	15960.00	40.22	11.57	51.79	74.00	-22.21	Peak	Vertical
8	15960.00	28.45	11.57	40.02	54.00	-13.98	Average	Vertical

SISO_ Chain 0_IEEE 802.11a_Channel 100

No.	Frequency (MHz)	Reading (dBuV/m)	Correction factor (dB)	Result (dBuV/m)	Limit (dBuV/m)	Margin (dB)	Detector	Antenna Polaxis
1	11000.00	43.31	5.32	48.63	74.00	-25.37	Peak	Horizontal
2	11000.00	31.75	5.32	37.07	54.00	-16.93	Average	Horizontal
3	16500.00	40.24	12.55	52.79	74.00	-21.21	Peak	Horizontal
4	16500.00	28.63	12.55	41.18	54.00	-12.82	Average	Horizontal
5	11000.00	44.73	5.52	50.25	74.00	-23.75	Peak	Vertical
6	11000.00	32.22	5.52	37.74	54.00	-16.26	Average	Vertical
7	16500.00	40.03	12.85	52.88	74.00	-21.12	Peak	Vertical
8	16500.00	28.52	12.85	41.37	54.00	-12.63	Average	Vertical

SISO_ Chain 0_IEEE 802.11a_Channel 116

No.	Frequency (MHz)	Reading (dBuV/m)	Correction factor (dB)	Result (dBuV/m)	Limit (dBuV/m)	Margin (dB)	Detector	Antenna Polaxis
1	11160.00	44.31	5.57	49.88	74.00	-24.12	Peak	Horizontal
2	11160.00	30.49	5.57	36.06	54.00	-17.94	Average	Horizontal
3	16740.00	40.36	12.37	52.73	74.00	-21.27	Peak	Horizontal
4	16740.00	28.11	12.37	40.48	54.00	-13.52	Average	Horizontal
5	11160.00	41.29	5.74	47.03	74.00	-26.97	Peak	Vertical
6	11160.00	31.08	5.74	36.82	54.00	-17.18	Average	Vertical
7	16740.00	39.22	12.63	51.85	74.00	-22.15	Peak	Vertical
8	16740.00	27.88	12.63	40.51	54.00	-13.49	Average	Vertical

SISO_ Chain 0_IEEE 802.11a_Channel 140

No.	Frequency (MHz)	Reading (dBuV/m)	Correction factor (dB)	Result (dBuV/m)	Limit (dBuV/m)	Margin (dB)	Detector	Antenna Polaxis
1	11400.00	43.23	5.93	49.16	74.00	-24.84	Peak	Horizontal
2	11400.00	31.11	5.93	37.04	54.00	-16.96	Average	Horizontal
3	17100.00	38.68	12.50	51.18	74.00	-22.82	Peak	Horizontal
4	17100.00	27.56	12.50	40.06	54.00	-13.94	Average	Horizontal
5	11400.00	43.09	6.05	49.14	74.00	-24.86	Peak	Vertical
6	11400.00	31.73	6.05	37.78	54.00	-16.22	Average	Vertical
7	17100.00	39.14	12.66	51.80	74.00	-22.20	Peak	Vertical
8	17100.00	27.32	12.66	39.98	54.00	-14.02	Average	Vertical

SISO_ Chain 0_IEEE 802.11a_Channel 149

No.	Frequency (MHz)	Reading (dBuV/m)	Correction factor (dB)	Result (dBuV/m)	Limit (dBuV/m)	Margin (dB)	Detector	Antenna Polaxis
1	11490.00	42.17	6.07	48.24	74.00	-25.76	Peak	Horizontal
2	11490.00	31.04	6.07	37.11	54.00	-16.89	Average	Horizontal
3	17235.00	39.31	12.94	52.25	74.00	-21.75	Peak	Horizontal
4	17235.00	27.70	12.94	40.64	54.00	-13.36	Average	Horizontal
5	11490.00	42.34	6.17	48.51	74.00	-25.49	Peak	Vertical
6	11490.00	31.53	6.17	37.70	54.00	-16.30	Average	Vertical
7	17235.00	38.06	13.04	51.10	74.00	-22.90	Peak	Vertical
8	17235.00	26.99	13.04	40.03	54.00	-13.97	Average	Vertical

SISO_ Chain 0_IEEE 802.11a_Channel 157

No.	Frequency (MHz)	Reading (dBuV/m)	Correction factor (dB)	Result (dBuV/m)	Limit (dBuV/m)	Margin (dB)	Detector	Antenna Polaxis
1	11570.00	40.96	6.29	47.25	74.00	-26.75	Peak	Horizontal
2	11570.00	30.43	6.29	36.72	54.00	-17.28	Average	Horizontal
3	17355.00	39.01	13.32	52.33	74.00	-21.67	Peak	Horizontal
4	17355.00	28.62	13.32	41.94	54.00	-12.06	Average	Horizontal
5	11570.00	43.24	6.42	49.66	74.00	-24.34	Peak	Vertical
6	11570.00	31.47	6.42	37.89	54.00	-16.11	Average	Vertical
7	17355.00	38.42	13.38	51.80	74.00	-22.20	Peak	Vertical
8	17355.00	27.93	13.38	41.31	54.00	-12.69	Average	Vertical

SISO_ Chain 0_IEEE 802.11a_Channel 165

No.	Frequency (MHz)	Reading (dBuV/m)	Correction factor (dB)	Result (dBuV/m)	Limit (dBuV/m)	Margin (dB)	Detector	Antenna Polaxis
1	11650.00	43.21	6.52	49.73	74.00	-24.27	Peak	Horizontal
2	11650.00	30.86	6.52	37.38	54.00	-16.62	Average	Horizontal
3	17475.00	39.14	13.71	52.85	74.00	-21.15	Peak	Horizontal
4	17475.00	28.00	13.71	41.71	54.00	-12.29	Average	Horizontal
5	11650.00	44.40	6.68	51.08	74.00	-22.92	Peak	Vertical
6	11650.00	31.92	6.68	38.60	54.00	-15.40	Average	Vertical
7	17475.00	39.19	13.73	52.92	74.00	-21.08	Peak	Vertical
8	17475.00	27.81	13.73	41.54	54.00	-12.46	Average	Vertical

SISO_ Chain 1_IEEE 802.11a_Channel 36

No.	Frequency (MHz)	Reading (dBuV/m)	Correction factor (dB)	Result (dBuV/m)	Limit (dBuV/m)	Margin (dB)	Detector	Antenna Polaxis
1	4874.00	44.96	5.58	50.54	74.00	-23.46	Peak	Horizontal
2	4874.00	32.18	5.58	37.76	54.00	-16.24	Average	Horizontal
3	7311.00	41.07	10.97	52.04	74.00	-21.96	Peak	Horizontal
4	7311.00	27.93	10.97	38.90	54.00	-15.10	Average	Horizontal
5	4874.00	44.98	5.74	50.72	74.00	-23.28	Peak	Vertical
6	4874.00	32.16	5.74	37.90	54.00	-16.10	Average	Vertical
7	7311.00	39.46	11.07	50.53	74.00	-23.47	Peak	Vertical
8	7311.00	27.87	11.07	38.94	54.00	-15.06	Average	Vertical

SISO_ Chain 1_IEEE 802.11a_Channel 44

No.	Frequency (MHz)	Reading (dBuV/m)	Correction factor (dB)	Result (dBuV/m)	Limit (dBuV/m)	Margin (dB)	Detector	Antenna Polaxis
1	10440.00	44.03	5.48	49.51	74.00	-24.49	Peak	Horizontal
2	10440.00	32.76	5.48	38.24	54.00	-15.76	Average	Horizontal
3	15660.00	39.53	11.10	50.63	74.00	-23.37	Peak	Horizontal
4	15660.00	27.68	11.10	38.78	54.00	-15.22	Average	Horizontal
5	10440.00	44.95	5.80	50.75	74.00	-23.25	Peak	Vertical
6	10440.00	32.53	5.80	38.33	54.00	-15.67	Average	Vertical
7	15660.00	39.29	11.20	50.49	74.00	-23.51	Peak	Vertical
8	15660.00	27.62	11.20	38.82	54.00	-15.18	Average	Vertical

SISO_ Chain 1_IEEE 802.11a_Channel 48

No.	Frequency (MHz)	Reading (dBuV/m)	Correction factor (dB)	Result (dBuV/m)	Limit (dBuV/m)	Margin (dB)	Detector	Antenna Polaxis
1	10480.00	43.68	5.72	49.40	74.00	-24.60	Peak	Horizontal
2	10480.00	31.77	5.72	37.49	54.00	-16.51	Average	Horizontal
3	15720.00	41.73	11.18	52.91	74.00	-21.09	Peak	Horizontal
4	15720.00	27.77	11.18	38.95	54.00	-15.05	Average	Horizontal
5	10480.00	43.30	5.83	49.13	74.00	-24.87	Peak	Vertical
6	10480.00	31.79	5.83	37.62	54.00	-16.38	Average	Vertical
7	15720.00	41.32	11.28	52.60	74.00	-21.40	Peak	Vertical
8	15720.00	27.59	11.28	38.87	54.00	-15.13	Average	Vertical

SISO_ Chain 1_IEEE 802.11a_Channel 52

No.	Frequency (MHz)	Reading (dBuV/m)	Correction factor (dB)	Result (dBuV/m)	Limit (dBuV/m)	Margin (dB)	Detector	Antenna Polaxis
1	10520.00	43.95	5.72	49.67	74.00	-24.33	Peak	Horizontal
2	10520.00	31.73	5.72	37.45	54.00	-16.55	Average	Horizontal
3	15780.00	39.58	11.26	50.84	74.00	-23.16	Peak	Horizontal
4	15780.00	27.81	11.26	39.07	54.00	-14.93	Average	Horizontal
5	10520.00	44.14	5.83	49.97	74.00	-24.03	Peak	Vertical
6	10520.00	31.83	5.83	37.66	54.00	-16.34	Average	Vertical
7	15780.00	40.75	11.36	52.11	74.00	-21.89	Peak	Vertical
8	15780.00	27.75	11.36	39.11	54.00	-14.89	Average	Vertical

SISO_ Chain 1_IEEE 802.11a_Channel 60

No.	Frequency (MHz)	Reading (dBuV/m)	Correction factor (dB)	Result (dBuV/m)	Limit (dBuV/m)	Margin (dB)	Detector	Antenna Polaxis
1	10600.00	43.39	5.66	49.05	74.00	-24.95	Peak	Horizontal
2	10600.00	30.82	5.66	36.48	54.00	-17.52	Average	Horizontal
3	15900.00	40.35	11.41	51.76	74.00	-22.24	Peak	Horizontal
4	15900.00	28.12	11.41	39.53	54.00	-14.47	Average	Horizontal
5	10600.00	42.48	5.78	48.26	74.00	-25.74	Peak	Vertical
6	10600.00	31.19	5.78	36.97	54.00	-17.03	Average	Vertical
7	15900.00	41.21	11.51	52.72	74.00	-21.28	Peak	Vertical
8	15900.00	28.12	11.51	39.63	54.00	-14.37	Average	Vertical

SISO_ Chain 1_IEEE 802.11a_Channel 64

No.	Frequency (MHz)	Reading (dBuV/m)	Correction factor (dB)	Result (dBuV/m)	Limit (dBuV/m)	Margin (dB)	Detector	Antenna Polaxis
1	10640.00	43.78	5.63	49.41	74.00	-24.59	Peak	Horizontal
2	10640.00	30.85	5.63	36.48	54.00	-17.52	Average	Horizontal
3	15960.00	40.64	11.47	52.11	74.00	-21.89	Peak	Horizontal
4	15960.00	28.17	11.47	39.64	54.00	-14.36	Average	Horizontal
5	10640.00	44.20	5.76	49.96	74.00	-24.04	Peak	Vertical
6	10640.00	31.17	5.76	36.93	54.00	-17.07	Average	Vertical
7	15960.00	42.23	11.57	53.80	74.00	-20.20	Peak	Vertical
8	15960.00	28.22	11.57	39.79	54.00	-14.21	Average	Vertical

SISO_ Chain 1_IEEE 802.11a_Channel 100

No.	Frequency (MHz)	Reading (dBuV/m)	Correction factor (dB)	Result (dBuV/m)	Limit (dBuV/m)	Margin (dB)	Detector	Antenna Polaxis
1	11000.00	44.22	5.32	49.54	74.00	-24.46	Peak	Horizontal
2	11000.00	31.32	5.32	36.64	54.00	-17.36	Average	Horizontal
3	16500.00	40.36	12.55	52.91	74.00	-21.09	Peak	Horizontal
4	16500.00	28.19	12.55	40.74	54.00	-13.26	Average	Horizontal
5	11000.00	44.04	5.52	49.56	74.00	-24.44	Peak	Vertical
6	11000.00	31.67	5.52	37.19	54.00	-16.81	Average	Vertical
7	16500.00	39.63	12.85	52.48	74.00	-21.52	Peak	Vertical
8	16500.00	28.07	12.85	40.92	54.00	-13.08	Average	Vertical

SISO_ Chain 1_IEEE 802.11a_Channel 116

No.	Frequency (MHz)	Reading (dBuV/m)	Correction factor (dB)	Result (dBuV/m)	Limit (dBuV/m)	Margin (dB)	Detector	Antenna Polaxis
1	11160.00	44.11	5.57	49.68	74.00	-24.32	Peak	Horizontal
2	11160.00	29.96	5.57	35.53	54.00	-18.47	Average	Horizontal
3	16740.00	39.12	12.37	51.49	74.00	-22.51	Peak	Horizontal
4	16740.00	27.75	12.37	40.12	54.00	-13.88	Average	Horizontal
5	11160.00	44.35	5.74	50.09	74.00	-23.91	Peak	Vertical
6	11160.00	30.66	5.74	36.40	54.00	-17.60	Average	Vertical
7	16740.00	40.38	12.63	53.01	74.00	-20.99	Peak	Vertical
8	16740.00	27.46	12.63	40.09	54.00	-13.91	Average	Vertical

SISO_ Chain 1_IEEE 802.11a_Channel 140

No.	Frequency (MHz)	Reading (dBuV/m)	Correction factor (dB)	Result (dBuV/m)	Limit (dBuV/m)	Margin (dB)	Detector	Antenna Polaxis
1	11400.00	41.79	5.93	47.72	74.00	-26.28	Peak	Horizontal
2	11400.00	31.03	5.93	36.96	54.00	-17.04	Average	Horizontal
3	17100.00	38.66	12.50	51.16	74.00	-22.84	Peak	Horizontal
4	17100.00	27.25	12.50	39.75	54.00	-14.25	Average	Horizontal
5	11400.00	43.27	6.05	49.32	74.00	-24.68	Peak	Vertical
6	11400.00	31.73	6.05	37.78	54.00	-16.22	Average	Vertical
7	17100.00	38.83	12.66	51.49	74.00	-22.51	Peak	Vertical
8	17100.00	27.07	12.66	39.73	54.00	-14.27	Average	Vertical

SISO_ Chain 0_IEEE 802.11a_Channel 149

No.	Frequency (MHz)	Reading (dBuV/m)	Correction factor (dB)	Result (dBuV/m)	Limit (dBuV/m)	Margin (dB)	Detector	Antenna Polaxis
1	11490.00	43.14	6.07	49.21	74.00	-24.79	Peak	Horizontal
2	11490.00	31.59	6.07	37.66	54.00	-16.34	Average	Horizontal
3	17235.00	39.83	12.94	52.77	74.00	-21.23	Peak	Horizontal
4	17235.00	27.03	12.94	39.97	54.00	-14.03	Average	Horizontal
5	11490.00	43.59	6.17	49.76	74.00	-24.24	Peak	Vertical
6	11490.00	32.02	6.17	38.19	54.00	-15.81	Average	Vertical
7	17235.00	38.85	13.04	51.89	74.00	-22.11	Peak	Vertical
8	17235.00	28.50	13.04	41.54	54.00	-12.46	Average	Vertical

SISO_ Chain 1_IEEE 802.11a_Channel 157

No.	Frequency (MHz)	Reading (dBuV/m)	Correction factor (dB)	Result (dBuV/m)	Limit (dBuV/m)	Margin (dB)	Detector	Antenna Polaxis
1	11570.00	41.62	6.29	47.91	74.00	-26.09	Peak	Horizontal
2	11570.00	30.20	6.29	36.49	54.00	-17.51	Average	Horizontal
3	17355.00	38.88	13.32	52.20	74.00	-21.80	Peak	Horizontal
4	17355.00	28.40	13.32	41.72	54.00	-12.28	Average	Horizontal
5	11570.00	42.29	6.42	48.71	74.00	-25.29	Peak	Vertical
6	11570.00	30.65	6.42	37.07	54.00	-16.93	Average	Vertical
7	17355.00	39.73	13.38	53.11	74.00	-20.89	Peak	Vertical
8	17355.00	28.10	13.38	41.48	54.00	-12.52	Average	Vertical

SISO_ Chain 1_IEEE 802.11a_Channel 165

No.	Frequency (MHz)	Reading (dBuV/m)	Correction factor (dB)	Result (dBuV/m)	Limit (dBuV/m)	Margin (dB)	Detector	Antenna Polaxis
1	11650.00	44.13	6.52	50.65	74.00	-23.35	Peak	Horizontal
2	11650.00	30.82	6.52	37.34	54.00	-16.66	Average	Horizontal
3	17475.00	39.04	13.71	52.75	74.00	-21.25	Peak	Horizontal
4	17475.00	28.00	13.71	41.71	54.00	-12.29	Average	Horizontal
5	11650.00	43.17	6.68	49.85	74.00	-24.15	Peak	Vertical
6	11650.00	31.51	6.68	38.19	54.00	-15.81	Average	Vertical
7	17475.00	39.03	13.73	52.76	74.00	-21.24	Peak	Vertical
8	17475.00	27.81	13.73	41.54	54.00	-12.46	Average	Vertical

SISO_ Chain 2_IEEE 802.11a_Channel 36

No.	Frequency (MHz)	Reading (dBuV/m)	Correction factor (dB)	Result (dBuV/m)	Limit (dBuV/m)	Margin (dB)	Detector	Antenna Polaxis
1	10360.00	43.65	5.58	49.23	74.00	-24.77	Peak	Horizontal
2	10360.00	32.39	5.58	37.97	54.00	-16.03	Average	Horizontal
3	15540.00	38.95	10.97	49.92	74.00	-24.08	Peak	Horizontal
4	15540.00	27.87	10.97	38.84	54.00	-15.16	Average	Horizontal
5	10360.00	44.20	5.74	49.94	74.00	-24.06	Peak	Vertical
6	10360.00	32.38	5.74	38.12	54.00	-15.88	Average	Vertical
7	15540.00	40.29	11.07	51.36	74.00	-22.64	Peak	Vertical
8	15540.00	27.93	11.07	39.00	54.00	-15.00	Average	Vertical

SISO_ Chain 2_IEEE 802.11a_Channel 44

No.	Frequency (MHz)	Reading (dBuV/m)	Correction factor (dB)	Result (dBuV/m)	Limit (dBuV/m)	Margin (dB)	Detector	Antenna Polaxis
1	10440.00	44.58	5.68	50.26	74.00	-23.74	Peak	Horizontal
2	10440.00	32.63	5.68	38.31	54.00	-15.69	Average	Horizontal
3	15660.00	39.16	11.10	50.26	74.00	-23.74	Peak	Horizontal
4	15660.00	27.73	11.10	38.83	54.00	-15.17	Average	Horizontal
5	10440.00	44.66	5.80	50.46	74.00	-23.54	Peak	Vertical
6	10440.00	32.80	5.80	38.60	54.00	-15.40	Average	Vertical
7	15660.00	40.44	11.20	51.64	74.00	-22.36	Peak	Vertical
8	15660.00	27.62	11.20	38.82	54.00	-15.18	Average	Vertical

SISO_ Chain 2_IEEE 802.11a_Channel 48

No.	Frequency (MHz)	Reading (dBuV/m)	Correction factor (dB)	Result (dBuV/m)	Limit (dBuV/m)	Margin (dB)	Detector	Antenna Polaxis
1	10480.00	44.24	5.72	49.96	74.00	-24.04	Peak	Horizontal
2	10480.00	31.84	5.72	37.56	54.00	-16.44	Average	Horizontal
3	15720.00	38.36	11.18	49.54	74.00	-24.46	Peak	Horizontal
4	15720.00	27.59	11.18	38.77	54.00	-15.23	Average	Horizontal
5	10480.00	44.25	5.83	50.08	74.00	-23.92	Peak	Vertical
6	10480.00	31.94	5.83	37.77	54.00	-16.23	Average	Vertical
7	15720.00	40.10	11.28	51.38	74.00	-22.62	Peak	Vertical
8	15720.00	27.59	11.28	38.87	54.00	-15.13	Average	Vertical

SISO_ Chain 2_IEEE 802.11a_Channel 52

No.	Frequency (MHz)	Reading (dBuV/m)	Correction factor (dB)	Result (dBuV/m)	Limit (dBuV/m)	Margin (dB)	Detector	Antenna Polaxis
1	10520.00	44.48	5.72	50.20	74.00	-23.80	Peak	Horizontal
2	10520.00	31.92	5.72	37.64	54.00	-16.36	Average	Horizontal
3	15780.00	40.36	11.26	51.62	74.00	-22.38	Peak	Horizontal
4	15780.00	27.63	11.26	38.89	54.00	-15.11	Average	Horizontal
5	10520.00	44.55	5.83	50.38	74.00	-23.62	Peak	Vertical
6	10520.00	31.91	5.83	37.74	54.00	-16.26	Average	Vertical
7	15780.00	39.40	11.36	50.76	74.00	-23.24	Peak	Vertical
8	15780.00	27.57	11.36	38.93	54.00	-15.07	Average	Vertical

SISO_ Chain 2_IEEE 802.11a_Channel 60

No.	Frequency (MHz)	Reading (dBuV/m)	Correction factor (dB)	Result (dBuV/m)	Limit (dBuV/m)	Margin (dB)	Detector	Antenna Polaxis
1	10600.00	42.30	5.66	47.96	74.00	-26.04	Peak	Horizontal
2	10600.00	31.22	5.66	36.88	54.00	-17.12	Average	Horizontal
3	15900.00	40.85	11.41	52.26	74.00	-21.74	Peak	Horizontal
4	15900.00	27.88	11.41	39.29	54.00	-14.71	Average	Horizontal
5	10600.00	44.64	5.78	50.42	74.00	-23.58	Peak	Vertical
6	10600.00	30.78	5.78	36.56	54.00	-17.44	Average	Vertical
7	15900.00	41.11	11.51	52.62	74.00	-21.38	Peak	Vertical
8	15900.00	27.82	11.51	39.33	54.00	-14.67	Average	Vertical

SISO_ Chain 2_IEEE 802.11a_Channel 64

No.	Frequency (MHz)	Reading (dBuV/m)	Correction factor (dB)	Result (dBuV/m)	Limit (dBuV/m)	Margin (dB)	Detector	Antenna Polaxis
1	10640.00	44.20	5.63	49.83	74.00	-24.17	Peak	Horizontal
2	10640.00	31.21	5.63	36.84	54.00	-17.16	Average	Horizontal
3	15960.00	41.09	11.47	52.56	74.00	-21.44	Peak	Horizontal
4	15960.00	28.11	11.47	39.58	54.00	-14.42	Average	Horizontal
5	10640.00	43.53	5.76	49.29	74.00	-24.71	Peak	Vertical
6	10640.00	30.84	5.76	36.60	54.00	-17.40	Average	Vertical
7	15960.00	40.65	11.57	52.22	74.00	-21.78	Peak	Vertical
8	15960.00	28.17	11.57	39.74	54.00	-14.26	Average	Vertical

SISO_ Chain 2_IEEE 802.11a_Channel 100

No.	Frequency (MHz)	Reading (dBuV/m)	Correction factor (dB)	Result (dBuV/m)	Limit (dBuV/m)	Margin (dB)	Detector	Antenna Polaxis
1	11000.00	44.52	5.32	49.84	74.00	-24.16	Peak	Horizontal
2	11000.00	31.75	5.32	37.07	54.00	-16.93	Average	Horizontal
3	16500.00	39.75	12.55	52.30	74.00	-21.70	Peak	Horizontal
4	16500.00	27.90	12.55	40.45	54.00	-13.55	Average	Horizontal
5	11000.00	43.72	5.52	49.24	74.00	-24.76	Peak	Vertical
6	11000.00	31.67	5.52	37.19	54.00	-16.81	Average	Vertical
7	16500.00	39.97	12.85	52.82	74.00	-21.18	Peak	Vertical
8	16500.00	27.84	12.85	40.69	54.00	-13.31	Average	Vertical

SISO_ Chain 2_IEEE 802.11a_Channel 116

No.	Frequency (MHz)	Reading (dBuV/m)	Correction factor (dB)	Result (dBuV/m)	Limit (dBuV/m)	Margin (dB)	Detector	Antenna Polaxis
1	11160.00	43.48	5.57	49.05	74.00	-24.95	Peak	Horizontal
2	11160.00	30.95	5.57	36.52	54.00	-17.48	Average	Horizontal
3	16740.00	38.93	12.37	51.30	74.00	-22.70	Peak	Horizontal
4	16740.00	27.58	12.37	39.95	54.00	-14.05	Average	Horizontal
5	11160.00	48.56	5.74	54.30	74.00	-19.70	Peak	Vertical
6	11160.00	31.31	5.74	37.05	54.00	-16.95	Average	Vertical
7	16740.00	39.01	12.63	51.64	74.00	-22.36	Peak	Vertical
8	16740.00	27.52	12.63	40.15	54.00	-13.85	Average	Vertical

SISO_ Chain 2_IEEE 802.11a_Channel 140

No.	Frequency (MHz)	Reading (dBuV/m)	Correction factor (dB)	Result (dBuV/m)	Limit (dBuV/m)	Margin (dB)	Detector	Antenna Polaxis
1	11400.00	43.93	5.92	49.85	74.00	-24.15	Peak	Horizontal
2	11400.00	31.78	5.92	37.70	54.00	-16.30	Average	Horizontal
3	17100.00	39.93	12.50	52.43	74.00	-21.57	Peak	Horizontal
4	17100.00	26.80	12.50	39.30	54.00	-14.70	Average	Horizontal
5	11400.00	56.21	6.05	62.26	74.00	-11.74	Peak	Vertical
6	11400.00	37.39	6.05	43.44	54.00	-10.56	Average	Vertical
7	17100.00	39.44	12.66	52.10	74.00	-21.90	Peak	Vertical
8	17100.00	26.87	12.66	39.53	54.00	-14.47	Average	Vertical

SISO_ Chain 2_IEEE 802.11a_Channel 149

No.	Frequency (MHz)	Reading (dBuV/m)	Correction factor (dB)	Result (dBuV/m)	Limit (dBuV/m)	Margin (dB)	Detector	Antenna Polaxis
1	11490.00	46.60	6.07	52.67	74.00	-21.33	Peak	Horizontal
2	11490.00	31.37	6.07	37.44	54.00	-16.56	Average	Horizontal
3	17235.00	38.98	12.94	51.92	74.00	-22.08	Peak	Horizontal
4	17235.00	26.81	12.94	39.75	54.00	-14.25	Average	Horizontal
5	11490.00	50.00	6.17	56.17	74.00	-17.83	Peak	Vertical
6	11490.00	32.96	6.17	39.13	54.00	-14.87	Average	Vertical
7	17235.00	38.15	13.04	51.19	74.00	-22.81	Peak	Vertical
8	17235.00	26.99	13.04	40.03	54.00	-13.97	Average	Vertical

SISO_ Chain 2_IEEE 802.11a_Channel 157

No.	Frequency (MHz)	Reading (dBuV/m)	Correction factor (dB)	Result (dBuV/m)	Limit (dBuV/m)	Margin (dB)	Detector	Antenna Polaxis
1	11570.00	45.56	6.29	51.85	74.00	-22.15	Peak	Horizontal
2	11570.00	31.46	6.29	37.75	54.00	-16.25	Average	Horizontal
3	17355.00	38.88	13.32	52.20	74.00	-21.80	Peak	Horizontal
4	17355.00	27.71	13.32	41.03	54.00	-12.97	Average	Horizontal
5	11570.00	44.28	6.42	50.70	74.00	-23.30	Peak	Vertical
6	11570.00	31.39	6.42	37.81	54.00	-16.19	Average	Vertical
7	17355.00	38.84	13.38	52.22	74.00	-21.78	Peak	Vertical
8	17355.00	27.93	13.38	41.31	54.00	-12.69	Average	Vertical

SISO_ Chain 2_IEEE 802.11a_Channel 165

No.	Frequency (MHz)	Reading (dBuV/m)	Correction factor (dB)	Result (dBuV/m)	Limit (dBuV/m)	Margin (dB)	Detector	Antenna Polaxis
1	11650.00	45.41	6.52	51.93	74.00	-22.07	Peak	Horizontal
2	11650.00	31.66	6.52	38.18	54.00	-15.82	Average	Horizontal
3	17475.00	37.84	13.71	51.55	74.00	-22.45	Peak	Horizontal
4	17475.00	27.15	13.71	40.86	54.00	-13.14	Average	Horizontal
5	11650.00	45.20	6.68	51.88	74.00	-22.12	Peak	Vertical
6	11650.00	31.35	6.68	38.03	54.00	-15.97	Average	Vertical
7	17475.00	39.58	13.73	53.31	74.00	-20.69	Peak	Vertical
8	17475.00	27.26	13.73	40.99	54.00	-13.01	Average	Vertical

SISO_ Chain 3_IEEE 802.11a_Channel 36

No.	Frequency (MHz)	Reading (dBuV/m)	Correction factor (dB)	Result (dBuV/m)	Limit (dBuV/m)	Margin (dB)	Detector	Antenna Polaxis
1	10360.00	43.82	5.58	49.40	74.00	-24.60	Peak	Horizontal
2	10360.00	32.25	5.58	37.83	54.00	-16.17	Average	Horizontal
3	15540.00	40.84	10.97	51.81	74.00	-22.19	Peak	Horizontal
4	15540.00	28.38	10.97	39.35	54.00	-14.65	Average	Horizontal
5	10360.00	44.68	5.74	50.42	74.00	-23.58	Peak	Vertical
6	10360.00	32.34	5.74	38.08	54.00	-15.92	Average	Vertical
7	15540.00	40.75	11.07	51.82	74.00	-22.18	Peak	Vertical
8	15540.00	28.55	11.07	39.62	54.00	-14.38	Average	Vertical

SISO_ Chain 3_IEEE 802.11a_Channel 44

No.	Frequency (MHz)	Reading (dBuV/m)	Correction factor (dB)	Result (dBuV/m)	Limit (dBuV/m)	Margin (dB)	Detector	Antenna Polaxis
1	10440.00	43.46	5.68	49.14	74.00	-24.86	Peak	Horizontal
2	10440.00	32.39	5.68	38.07	54.00	-15.93	Average	Horizontal
3	15660.00	42.56	11.10	53.66	74.00	-20.34	Peak	Horizontal
4	15660.00	28.14	11.10	39.24	54.00	-14.76	Average	Horizontal
5	10440.00	44.76	5.80	50.56	74.00	-23.44	Peak	Vertical
6	10440.00	32.67	5.80	38.47	54.00	-15.53	Average	Vertical
7	15660.00	39.64	11.20	50.84	74.00	-23.16	Peak	Vertical
8	15660.00	28.03	11.20	39.23	54.00	-14.77	Average	Vertical

SISO_ Chain 3_IEEE 802.11a_Channel 48

No.	Frequency (MHz)	Reading (dBuV/m)	Correction factor (dB)	Result (dBuV/m)	Limit (dBuV/m)	Margin (dB)	Detector	Antenna Polaxis
1	10480.00	44.74	5.72	50.46	74.00	-23.54	Peak	Horizontal
2	10480.00	31.31	5.72	37.03	54.00	-16.97	Average	Horizontal
3	15720.00	41.38	11.18	52.56	74.00	-21.44	Peak	Horizontal
4	15720.00	28.00	11.18	39.18	54.00	-14.82	Average	Horizontal
5	10480.00	43.73	5.83	49.56	74.00	-24.44	Peak	Vertical
6	10480.00	31.72	5.83	37.55	54.00	-16.45	Average	Vertical
7	15720.00	40.68	11.28	51.96	74.00	-22.04	Peak	Vertical
8	15720.00	27.89	11.28	39.17	54.00	-14.83	Average	Vertical

SISO_ Chain 3_IEEE 802.11a_Channel 52

No.	Frequency (MHz)	Reading (dBuV/m)	Correction factor (dB)	Result (dBuV/m)	Limit (dBuV/m)	Margin (dB)	Detector	Antenna Polaxis
1	10520.00	44.46	5.92	50.38	74.00	-23.62	Peak	Horizontal
2	10520.00	31.18	5.92	37.10	54.00	-16.90	Average	Horizontal
3	15780.00	40.82	11.26	52.08	74.00	-21.92	Peak	Horizontal
4	15780.00	27.75	11.26	39.01	54.00	-14.99	Average	Horizontal
5	10520.00	45.75	5.83	51.58	74.00	-22.42	Peak	Vertical
6	10520.00	31.94	5.83	37.77	54.00	-16.23	Average	Vertical
7	15780.00	42.21	11.36	53.57	74.00	-20.43	Peak	Vertical
8	15780.00	27.98	11.36	39.34	54.00	-14.66	Average	Vertical

SISO_ Chain 3_IEEE 802.11a_Channel 60

No.	Frequency (MHz)	Reading (dBuV/m)	Correction factor (dB)	Result (dBuV/m)	Limit (dBuV/m)	Margin (dB)	Detector	Antenna Polaxis
1	10600.00	44.13	5.66	49.79	74.00	-24.21	Peak	Horizontal
2	10600.00	31.82	5.66	37.48	54.00	-16.52	Average	Horizontal
3	15900.00	40.72	11.41	52.13	74.00	-21.87	Peak	Horizontal
4	15900.00	28.45	11.41	39.86	54.00	-14.14	Average	Horizontal
5	10600.00	44.53	5.78	50.31	74.00	-23.69	Peak	Vertical
6	10600.00	30.82	5.78	36.60	54.00	-17.40	Average	Vertical
7	15900.00	41.40	11.51	52.91	74.00	-21.09	Peak	Vertical
8	15900.00	28.28	11.51	39.79	54.00	-14.21	Average	Vertical

SISO_ Chain 3_IEEE 802.11a_Channel 64

No.	Frequency (MHz)	Reading (dBuV/m)	Correction factor (dB)	Result (dBuV/m)	Limit (dBuV/m)	Margin (dB)	Detector	Antenna Polaxis
1	10640.00	43.61	5.63	49.24	74.00	-24.76	Peak	Horizontal
2	10640.00	30.89	5.63	36.52	54.00	-17.48	Average	Horizontal
3	15960.00	41.52	11.47	52.99	74.00	-21.01	Peak	Horizontal
4	15960.00	28.28	11.47	39.75	54.00	-14.25	Average	Horizontal
5	10640.00	44.04	5.76	49.80	74.00	-24.20	Peak	Vertical
6	10640.00	30.42	5.76	36.18	54.00	-17.82	Average	Vertical
7	15960.00	39.73	11.58	51.31	74.00	-22.69	Peak	Vertical
8	15960.00	28.27	11.58	39.85	54.00	-14.15	Average	Vertical

SISO_ Chain 3_IEEE 802.11a_Channel 100

No.	Frequency (MHz)	Reading (dBuV/m)	Correction factor (dB)	Result (dBuV/m)	Limit (dBuV/m)	Margin (dB)	Detector	Antenna Polaxis
1	11000.00	44.49	-30.57	13.92	74.00	-60.08	Peak	Horizontal
2	11000.00	67.89	-30.57	37.32	54.00	-16.68	Average	Horizontal
3	16500.00	40.26	-22.81	17.45	74.00	-56.55	Peak	Horizontal
4	16500.00	63.83	-22.81	41.02	54.00	-12.98	Average	Horizontal
5	11000.00	44.48	5.52	50.00	74.00	-24.00	Peak	Vertical
6	11000.00	31.36	5.52	36.88	54.00	-17.12	Average	Vertical
7	16500.00	39.90	12.85	52.75	74.00	-21.25	Peak	Vertical
8	16500.00	28.41	12.85	41.26	54.00	-12.74	Average	Vertical

SISO_ Chain 3_IEEE 802.11a_Channel 116

No.	Frequency (MHz)	Reading (dBuV/m)	Correction factor (dB)	Result (dBuV/m)	Limit (dBuV/m)	Margin (dB)	Detector	Antenna Polaxis
1	11160.00	43.17	5.57	48.74	74.00	-25.26	Peak	Horizontal
2	11160.00	30.09	5.57	35.66	54.00	-18.34	Average	Horizontal
3	16740.00	39.39	12.37	51.76	74.00	-22.24	Peak	Horizontal
4	16740.00	28.11	12.37	40.48	54.00	-13.52	Average	Horizontal
5	11160.00	43.35	5.74	49.09	74.00	-24.91	Peak	Vertical
6	11160.00	29.44	5.74	35.18	54.00	-18.82	Average	Vertical
7	16740.00	39.33	12.63	51.96	74.00	-22.04	Peak	Vertical
8	16740.00	28.17	12.63	40.80	54.00	-13.20	Average	Vertical

SISO_ Chain 3_IEEE 802.11a_Channel 140

No.	Frequency (MHz)	Reading (dBuV/m)	Correction factor (dB)	Result (dBuV/m)	Limit (dBuV/m)	Margin (dB)	Detector	Antenna Polaxis
1	11400.00	44.18	5.93	50.11	74.00	-23.89	Peak	Horizontal
2	11400.00	31.39	5.93	37.32	54.00	-16.68	Average	Horizontal
3	17100.00	40.88	12.50	53.38	74.00	-20.62	Peak	Horizontal
4	17100.00	27.44	12.50	39.94	54.00	-14.06	Average	Horizontal
5	11400.00	43.92	6.05	49.97	74.00	-24.03	Peak	Vertical
6	11400.00	30.99	6.05	37.04	54.00	-16.96	Average	Vertical
7	17100.00	38.90	12.66	51.56	74.00	-22.44	Peak	Vertical
8	17100.00	27.38	12.66	40.04	54.00	-13.96	Average	Vertical

SISO_ Chain 3_IEEE 802.11a_Channel 149

No.	Frequency (MHz)	Reading (dBuV/m)	Correction factor (dB)	Result (dBuV/m)	Limit (dBuV/m)	Margin (dB)	Detector	Antenna Polaxis
1	11490.00	44.13	6.07	50.20	74.00	-23.80	Peak	Horizontal
2	11490.00	31.25	6.07	37.32	54.00	-16.68	Average	Horizontal
3	17235.00	40.81	12.94	53.75	74.00	-20.25	Peak	Horizontal
4	17235.00	27.33	12.94	40.27	54.00	-13.73	Average	Horizontal
5	11490.00	44.47	6.17	50.64	74.00	-23.36	Peak	Vertical
6	11490.00	30.85	6.17	37.02	54.00	-16.98	Average	Vertical
7	17235.00	41.82	13.04	54.86	74.00	-19.14	Peak	Vertical
8	17235.00	27.31	13.04	40.35	54.00	-13.65	Average	Vertical

SISO_ Chain 3_IEEE 802.11a_Channel 157

No.	Frequency (MHz)	Reading (dBuV/m)	Correction factor (dB)	Result (dBuV/m)	Limit (dBuV/m)	Margin (dB)	Detector	Antenna Polaxis
1	11570.00	42.94	6.29	49.23	74.00	-24.77	Peak	Horizontal
2	11570.00	30.47	6.29	36.76	54.00	-17.24	Average	Horizontal
3	17355.00	40.23	13.32	53.55	74.00	-20.45	Peak	Horizontal
4	17355.00	28.12	13.32	41.44	54.00	-12.56	Average	Horizontal
5	11570.00	43.40	6.42	49.82	74.00	-24.18	Peak	Vertical
6	11570.00	30.07	6.42	36.49	54.00	-17.51	Average	Vertical
7	17355.00	39.60	13.38	52.98	74.00	-21.02	Peak	Vertical
8	17355.00	28.22	13.38	41.60	54.00	-12.40	Average	Vertical

SISO_ Chain 3_IEEE 802.11a_Channel 165

No.	Frequency (MHz)	Reading (dBuV/m)	Correction factor (dB)	Result (dBuV/m)	Limit (dBuV/m)	Margin (dB)	Detector	Antenna Polaxis
1	11650.00	41.56	6.52	48.08	74.00	-25.92	Peak	Horizontal
2	11650.00	30.74	6.52	37.26	54.00	-16.74	Average	Horizontal
3	17475.00	39.52	13.71	53.23	74.00	-20.77	Peak	Horizontal
4	17475.00	27.46	13.71	41.17	54.00	-12.83	Average	Horizontal
5	11650.00	44.09	6.68	50.77	74.00	-23.23	Peak	Vertical
6	11650.00	31.11	6.68	37.79	54.00	-16.21	Average	Vertical
7	17475.00	39.33	13.73	53.06	74.00	-20.94	Peak	Vertical
8	17475.00	27.69	13.73	41.42	54.00	-12.58	Average	Vertical

MIMO_ Chain 0+1+2+3_IEEE 802.11n-HT20_Channel 36

No.	Frequency (MHz)	Reading (dBuV/m)	Correction factor (dB)	Result (dBuV/m)	Limit (dBuV/m)	Margin (dB)	Detector	Antenna Polaxis
1	10360.00	43.26	5.58	48.84	74.00	-25.16	Peak	Horizontal
2	10360.00	32.39	5.58	37.97	54.00	-16.03	Average	Horizontal
3	15540.00	40.21	10.97	51.18	74.00	-22.82	Peak	Horizontal
4	15540.00	28.49	10.97	39.46	54.00	-14.54	Average	Horizontal
5	10360.00	44.06	5.74	49.80	74.00	-24.20	Peak	Vertical
6	10360.00	32.78	5.74	38.52	54.00	-15.48	Average	Vertical
7	15540.00	40.97	11.07	52.04	74.00	-21.96	Peak	Vertical
8	15540.00	28.49	11.07	39.56	54.00	-14.44	Average	Vertical

MIMO_ Chain 0+1+2+3_IEEE 802.11n-HT20_Channel 44

No.	Frequency (MHz)	Reading (dBuV/m)	Correction factor (dB)	Result (dBuV/m)	Limit (dBuV/m)	Margin (dB)	Detector	Antenna Polaxis
1	10440.00	44.46	5.68	50.14	74.00	-23.86	Peak	Horizontal
2	10440.00	32.39	5.68	38.07	54.00	-15.93	Average	Horizontal
3	15660.00	40.95	11.10	52.05	74.00	-21.95	Peak	Horizontal
4	15660.00	28.20	11.10	39.30	54.00	-14.70	Average	Horizontal
5	10440.00	45.08	5.80	50.88	74.00	-23.12	Peak	Vertical
6	10440.00	33.13	5.80	38.93	54.00	-15.07	Average	Vertical
7	15660.00	41.89	11.20	53.09	74.00	-20.91	Peak	Vertical
8	15660.00	28.08	11.20	39.28	54.00	-14.72	Average	Vertical

MIMO_ Chain 0+1+2+3_IEEE 802.11n-HT20_Channel 48

No.	Frequency (MHz)	Reading (dBuV/m)	Correction factor (dB)	Result (dBuV/m)	Limit (dBuV/m)	Margin (dB)	Detector	Antenna Polaxis
1	10480.00	44.61	5.72	50.33	74.00	-23.67	Peak	Horizontal
2	10480.00	31.50	5.72	37.22	54.00	-16.78	Average	Horizontal
3	15720.00	39.44	11.18	50.62	74.00	-23.38	Peak	Horizontal
4	15720.00	27.94	11.18	39.12	54.00	-14.88	Average	Horizontal
5	10480.00	44.14	5.83	49.97	74.00	-24.03	Peak	Vertical
6	10480.00	31.83	5.83	37.66	54.00	-16.34	Average	Vertical
7	15720.00	41.65	11.28	52.93	74.00	-21.07	Peak	Vertical
8	15720.00	27.89	11.28	39.17	54.00	-14.83	Average	Vertical

MIMO_ Chain 0+1+2+3_IEEE 802.11n-HT20_Channel 52

No.	Frequency (MHz)	Reading (dBuV/m)	Correction factor (dB)	Result (dBuV/m)	Limit (dBuV/m)	Margin (dB)	Detector	Antenna Polaxis
1	10520.00	44.55	5.72	50.27	74.00	-23.73	Peak	Horizontal
2	10520.00	31.46	5.72	37.18	54.00	-16.82	Average	Horizontal
3	15780.00	40.30	11.26	51.56	74.00	-22.44	Peak	Horizontal
4	15780.00	27.98	11.26	39.24	54.00	-14.76	Average	Horizontal
5	10520.00	46.07	5.83	51.90	74.00	-22.10	Peak	Vertical
6	10520.00	32.98	5.83	38.81	54.00	-15.19	Average	Vertical
7	15780.00	42.33	11.36	53.69	74.00	-20.31	Peak	Vertical
8	15780.00	28.21	11.36	39.57	54.00	-14.43	Average	Vertical

MIMO_ Chain 0+1+2+3_IEEE 802.11n-HT20_Channel 60

No.	Frequency (MHz)	Reading (dBuV/m)	Correction factor (dB)	Result (dBuV/m)	Limit (dBuV/m)	Margin (dB)	Detector	Antenna Polaxis
1	10600.00	43.87	5.66	49.53	74.00	-24.47	Peak	Horizontal
2	10600.00	30.26	5.66	35.92	54.00	-18.08	Average	Horizontal
3	15900.00	46.40	11.41	57.81	74.00	-16.19	Peak	Horizontal
4	15900.00	30.40	11.41	41.81	54.00	-12.19	Average	Horizontal
5	10600.00	46.92	5.78	52.70	74.00	-21.30	Peak	Vertical
6	10600.00	31.61	5.78	37.39	54.00	-16.61	Average	Vertical
7	15900.00	43.13	11.51	54.64	74.00	-19.36	Peak	Vertical
8	15900.00	29.51	11.51	41.02	54.00	-12.98	Average	Vertical

MIMO_ Chain 0+1+2+3_IEEE 802.11n-HT20_Channel 64

No.	Frequency (MHz)	Reading (dBuV/m)	Correction factor (dB)	Result (dBuV/m)	Limit (dBuV/m)	Margin (dB)	Detector	Antenna Polaxis
1	10640.00	44.26	5.63	49.89	74.00	-24.11	Peak	Horizontal
2	10640.00	30.15	5.63	35.78	54.00	-18.22	Average	Horizontal
3	15960.00	47.06	11.47	58.53	74.00	-15.47	Peak	Horizontal
4	15960.00	30.57	11.47	42.04	54.00	-11.96	Average	Horizontal
5	10640.00	43.89	5.76	49.65	74.00	-24.35	Peak	Vertical
6	10640.00	31.17	5.76	36.93	54.00	-17.07	Average	Vertical
7	15960.00	43.35	11.57	54.92	74.00	-19.08	Peak	Vertical
8	15960.00	28.82	11.57	40.39	54.00	-13.61	Average	Vertical

MIMO_ Chain 0+1+2+3_IEEE 802.11n-HT20_Channel 100

No.	Frequency (MHz)	Reading (dBuV/m)	Correction factor (dB)	Result (dBuV/m)	Limit (dBuV/m)	Margin (dB)	Detector	Antenna Polaxis
1	11000.00	45.04	5.32	50.36	74.00	-23.64	Peak	Horizontal
2	11000.00	31.75	5.32	37.07	54.00	-16.93	Average	Horizontal
3	16500.00	40.72	12.55	53.27	74.00	-20.73	Peak	Horizontal
4	16500.00	28.52	12.55	41.07	54.00	-12.93	Average	Horizontal
5	11000.00	44.77	5.52	50.29	74.00	-23.71	Peak	Vertical
6	11000.00	32.50	5.52	38.02	54.00	-15.98	Average	Vertical
7	16500.00	43.16	12.85	56.01	74.00	-17.99	Peak	Vertical
8	16500.00	28.52	12.85	41.37	54.00	-12.63	Average	Vertical

MIMO_ Chain 0+1+2+3_IEEE 802.11n-HT20_Channel 116

No.	Frequency (MHz)	Reading (dBuV/m)	Correction factor (dB)	Result (dBuV/m)	Limit (dBuV/m)	Margin (dB)	Detector	Antenna Polaxis
1	11160.00	44.95	5.57	50.52	74.00	-23.48	Peak	Horizontal
2	11160.00	29.91	5.57	35.48	54.00	-18.52	Average	Horizontal
3	16740.00	40.92	12.37	53.29	74.00	-20.71	Peak	Horizontal
4	16740.00	28.28	12.37	40.65	54.00	-13.35	Average	Horizontal
5	11160.00	45.97	5.74	51.71	74.00	-22.29	Peak	Vertical
6	11160.00	31.16	5.74	36.90	54.00	-17.10	Average	Vertical
7	16740.00	41.25	12.63	53.88	74.00	-20.12	Peak	Vertical
8	16740.00	28.39	12.63	41.02	54.00	-12.98	Average	Vertical

MIMO_ Chain 0+1+2+3_IEEE 802.11n-HT20_Channel 140

No.	Frequency (MHz)	Reading (dBuV/m)	Correction factor (dB)	Result (dBuV/m)	Limit (dBuV/m)	Margin (dB)	Detector	Antenna Polaxis
1	11400.00	45.08	5.93	51.01	74.00	-22.99	Peak	Horizontal
2	11400.00	31.39	5.93	37.32	54.00	-16.68	Average	Horizontal
3	17100.00	39.46	12.50	51.96	74.00	-22.04	Peak	Horizontal
4	17100.00	27.62	12.50	40.12	54.00	-13.88	Average	Horizontal
5	11400.00	53.00	6.05	59.05	74.00	-14.95	Peak	Vertical
6	11400.00	35.97	6.05	42.02	54.00	-11.98	Average	Vertical
7	17100.00	39.93	12.66	52.59	74.00	-21.41	Peak	Vertical
8	17100.00	27.62	12.66	40.28	54.00	-13.72	Average	Vertical

MIMO_ Chain 0+1+2+3_IEEE 802.11n-HT20_Channel 149

No.	Frequency (MHz)	Reading (dBuV/m)	Correction factor (dB)	Result (dBuV/m)	Limit (dBuV/m)	Margin (dB)	Detector	Antenna Polaxis
1	11490.00	44.64	6.07	50.71	74.00	-23.29	Peak	Horizontal
2	11490.00	31.25	6.07	37.32	54.00	-16.68	Average	Horizontal
3	17235.00	41.93	12.94	54.87	74.00	-19.13	Peak	Horizontal
4	17235.00	27.58	12.94	40.52	54.00	-13.48	Average	Horizontal
5	11490.00	54.10	6.17	60.27	74.00	-13.73	Peak	Vertical
6	11490.00	35.21	6.17	41.38	54.00	-12.62	Average	Vertical
7	17235.00	41.20	13.04	54.24	74.00	-19.76	Peak	Vertical
8	17235.00	27.56	13.04	40.60	54.00	-13.40	Average	Vertical

MIMO_ Chain 0+1+2+3_IEEE 802.11n-HT20_Channel 157

No.	Frequency (MHz)	Reading (dBuV/m)	Correction factor (dB)	Result (dBuV/m)	Limit (dBuV/m)	Margin (dB)	Detector	Antenna Polaxis
1	11570.00	44.99	6.29	51.28	74.00	-22.72	Peak	Horizontal
2	11570.00	30.94	6.29	37.23	54.00	-16.77	Average	Horizontal
3	17355.00	39.60	13.32	52.92	74.00	-21.08	Peak	Horizontal
4	17355.00	28.40	13.32	41.72	54.00	-12.28	Average	Horizontal
5	11570.00	52.82	6.42	59.24	74.00	-14.76	Peak	Vertical
6	11570.00	34.95	6.42	41.37	54.00	-12.63	Average	Vertical
7	17355.00	41.06	13.38	54.44	74.00	-19.56	Peak	Vertical
8	17355.00	28.44	13.38	41.82	54.00	-12.18	Average	Vertical

MIMO_ Chain 0+1+2+3_IEEE 802.11n-HT20_Channel 165

No.	Frequency (MHz)	Reading (dBuV/m)	Correction factor (dB)	Result (dBuV/m)	Limit (dBuV/m)	Margin (dB)	Detector	Antenna Polaxis
1	11650.00	43.08	6.52	49.60	74.00	-24.40	Peak	Horizontal
2	11650.00	30.91	6.52	37.43	54.00	-16.57	Average	Horizontal
3	17475.00	39.09	13.71	52.80	74.00	-21.20	Peak	Horizontal
4	17475.00	28.00	13.71	41.71	54.00	-12.29	Average	Horizontal
5	11650.00	51.39	6.68	58.07	74.00	-15.93	Peak	Vertical
6	11650.00	34.83	6.68	41.51	54.00	-12.49	Average	Vertical
7	17475.00	41.42	13.73	55.15	74.00	-18.85	Peak	Vertical
8	17475.00	27.98	13.73	41.71	54.00	-12.29	Average	Vertical

MIMO_ Chain 0+1+2+3_IEEE 802.11n-HT40_Channel 38

No.	Frequency (MHz)	Reading (dBuV/m)	Correction factor (dB)	Result (dBuV/m)	Limit (dBuV/m)	Margin (dB)	Detector	Antenna Polaxis
1	10380.00	45.10	5.60	50.70	74.00	-23.30	Peak	Horizontal
2	10380.00	32.19	5.60	37.79	54.00	-16.21	Average	Horizontal
3	15570.00	41.32	10.99	52.31	74.00	-21.69	Peak	Horizontal
4	15570.00	28.36	10.99	39.35	54.00	-14.65	Average	Horizontal
5	10380.00	44.82	5.75	50.57	74.00	-23.43	Peak	Vertical
6	10380.00	32.57	5.75	38.32	54.00	-15.68	Average	Vertical
7	15570.00	40.88	11.09	51.97	74.00	-22.03	Peak	Vertical
8	15570.00	28.08	11.09	39.17	54.00	-14.83	Average	Vertical

MIMO_ Chain 0+1+2+3_IEEE 802.11n-HT40_Channel 46

No.	Frequency (MHz)	Reading (dBuV/m)	Correction factor (dB)	Result (dBuV/m)	Limit (dBuV/m)	Margin (dB)	Detector	Antenna Polaxis
1	10460.00	45.92	5.70	51.62	74.00	-22.38	Peak	Horizontal
2	10460.00	32.51	5.70	38.21	54.00	-15.79	Average	Horizontal
3	15690.00	39.64	11.15	50.79	74.00	-23.21	Peak	Horizontal
4	15690.00	28.03	11.15	39.18	54.00	-14.82	Average	Horizontal
5	10460.00	44.41	5.82	50.23	74.00	-23.77	Peak	Vertical
6	10460.00	32.98	5.82	38.80	54.00	-15.20	Average	Vertical
7	15690.00	40.09	11.25	51.34	74.00	-22.66	Peak	Vertical
8	15690.00	27.86	11.25	39.11	54.00	-14.89	Average	Vertical

MIMO_ Chain 0+1+2+3_IEEE 802.11n-HT40_Channel 54

No.	Frequency (MHz)	Reading (dBuV/m)	Correction factor (dB)	Result (dBuV/m)	Limit (dBuV/m)	Margin (dB)	Detector	Antenna Polaxis
1	10540.00	44.73	5.71	50.44	74.00	-23.56	Peak	Horizontal
2	10540.00	30.94	5.71	36.65	54.00	-17.35	Average	Horizontal
3	15810.00	41.45	11.29	52.74	74.00	-21.26	Peak	Horizontal
4	15810.00	28.01	11.29	39.30	54.00	-14.70	Average	Horizontal
5	10540.00	44.05	5.82	49.87	74.00	-24.13	Peak	Vertical
6	10540.00	31.58	5.82	37.40	54.00	-16.60	Average	Vertical
7	15810.00	42.12	11.39	53.51	74.00	-20.49	Peak	Vertical
8	15810.00	27.83	11.39	39.22	54.00	-14.78	Average	Vertical

MIMO_ Chain 0+1+2+3_IEEE 802.11n-HT40_Channel 62

No.	Frequency (MHz)	Reading (dBuV/m)	Correction factor (dB)	Result (dBuV/m)	Limit (dBuV/m)	Margin (dB)	Detector	Antenna Polaxis
1	10620.00	43.11	5.64	48.75	74.00	-25.25	Peak	Horizontal
2	10620.00	30.23	5.64	35.87	54.00	-18.13	Average	Horizontal
3	15930.00	45.39	11.45	56.84	74.00	-17.16	Peak	Horizontal
4	15930.00	31.01	11.45	42.46	54.00	-11.54	Average	Horizontal
5	10620.00	44.51	5.77	50.28	74.00	-23.72	Peak	Vertical
6	10620.00	31.81	5.77	37.58	54.00	-16.42	Average	Vertical
7	15930.00	47.17	11.55	58.72	74.00	-15.28	Peak	Vertical
8	15930.00	32.21	11.55	43.76	54.00	-10.24	Average	Vertical

MIMO_ Chain 0+1+2+3_IEEE 802.11n-HT40_Channel 102

No.	Frequency (MHz)	Reading (dBuV/m)	Correction factor (dB)	Result (dBuV/m)	Limit (dBuV/m)	Margin (dB)	Detector	Antenna Polaxis
1	11020.00	44.59	5.35	49.94	74.00	-24.06	Peak	Horizontal
2	11020.00	31.60	5.35	36.95	54.00	-17.05	Average	Horizontal
3	16530.00	41.41	12.54	53.95	74.00	-20.05	Peak	Horizontal
4	16530.00	28.48	12.54	41.02	54.00	-12.98	Average	Horizontal
5	11020.00	44.99	5.54	50.53	74.00	-23.47	Peak	Vertical
6	11020.00	31.98	5.54	37.52	54.00	-16.48	Average	Vertical
7	16530.00	43.88	12.83	56.71	74.00	-17.29	Peak	Vertical
8	16530.00	28.65	12.83	41.48	54.00	-12.52	Average	Vertical

MIMO_ Chain 0+1+2+3_IEEE 802.11n-HT40_Channel 110

No.	Frequency (MHz)	Reading (dBuV/m)	Correction factor (dB)	Result (dBuV/m)	Limit (dBuV/m)	Margin (dB)	Detector	Antenna Polaxis
1	11100.00	44.36	5.47	49.83	74.00	-24.17	Peak	Horizontal
2	11100.00	29.92	5.47	35.39	54.00	-18.61	Average	Horizontal
3	16650.00	39.76	12.44	52.20	74.00	-21.80	Peak	Horizontal
4	16650.00	28.15	12.44	40.59	54.00	-13.41	Average	Horizontal
5	11100.00	44.04	5.65	49.69	74.00	-24.31	Peak	Vertical
6	11100.00	30.67	5.65	36.32	54.00	-17.68	Average	Vertical
7	16650.00	41.88	12.71	54.59	74.00	-19.41	Peak	Vertical
8	16650.00	28.03	12.71	40.74	54.00	-13.26	Average	Vertical

MIMO_ Chain 0+1+2+3_IEEE 802.11n-HT40_Channel 134

No.	Frequency (MHz)	Reading (dBuV/m)	Correction factor (dB)	Result (dBuV/m)	Limit (dBuV/m)	Margin (dB)	Detector	Antenna Polaxis
1	11340.00	44.97	5.84	50.81	74.00	-23.19	Peak	Horizontal
2	11340.00	30.60	5.84	36.44	54.00	-17.56	Average	Horizontal
3	17010.00	40.47	12.21	52.68	74.00	-21.32	Peak	Horizontal
4	17010.00	27.99	12.21	40.20	54.00	-13.80	Average	Horizontal
5	11340.00	47.57	5.97	53.54	74.00	-20.46	Peak	Vertical
6	11340.00	32.48	5.97	38.45	54.00	-15.55	Average	Vertical
7	17010.00	41.13	12.41	53.54	74.00	-20.46	Peak	Vertical
8	17010.00	27.94	12.41	40.35	54.00	-13.65	Average	Vertical

MIMO_ Chain 0+1+2+3_IEEE 802.11n-HT40_Channel 151

No.	Frequency (MHz)	Reading (dBuV/m)	Correction factor (dB)	Result (dBuV/m)	Limit (dBuV/m)	Margin (dB)	Detector	Antenna Polaxis
1	11510.00	45.29	6.11	51.40	74.00	-22.60	Peak	Horizontal
2	11510.00	31.33	6.11	37.44	54.00	-16.56	Average	Horizontal
3	17265.00	40.88	13.04	53.92	74.00	-20.08	Peak	Horizontal
4	17265.00	27.54	13.04	40.58	54.00	-13.42	Average	Horizontal
5	11510.00	52.10	6.21	58.31	74.00	-15.69	Peak	Vertical
6	11510.00	34.83	6.21	41.04	54.00	-12.96	Average	Vertical
7	17265.00	38.95	13.14	52.09	74.00	-21.91	Peak	Vertical
8	17265.00	27.53	13.14	40.67	54.00	-13.33	Average	Vertical

MIMO_ Chain 0+1+2+3_IEEE 802.11n-HT40_Channel 159

No.	Frequency (MHz)	Reading (dBuV/m)	Correction factor (dB)	Result (dBuV/m)	Limit (dBuV/m)	Margin (dB)	Detector	Antenna Polaxis
1	11590.00	44.71	6.35	51.06	74.00	-22.94	Peak	Horizontal
2	11590.00	30.63	6.35	36.98	54.00	-17.02	Average	Horizontal
3	17385.00	39.59	13.42	53.01	74.00	-20.99	Peak	Horizontal
4	17385.00	28.25	13.42	41.67	54.00	-12.33	Average	Horizontal
5	11590.00	48.98	6.49	55.47	74.00	-18.53	Peak	Vertical
6	11590.00	33.50	6.49	39.99	54.00	-14.01	Average	Vertical
7	17385.00	40.85	13.46	54.31	74.00	-19.69	Peak	Vertical
8	17385.00	28.20	13.46	41.66	54.00	-12.34	Average	Vertical

MIMO_ Chain 0+1+2+3_IEEE 802.11ac-VHT80_Channel 42

No.	Frequency (MHz)	Reading (dBuV/m)	Correction factor (dB)	Result (dBuV/m)	Limit (dBuV/m)	Margin (dB)	Detector	Antenna Polaxis
1	10460.00	44.36	5.70	50.06	74.00	-23.94	Peak	Horizontal
2	10460.00	32.41	5.70	38.11	54.00	-15.89	Average	Horizontal
3	15690.00	41.14	11.15	52.29	74.00	-21.71	Peak	Horizontal
4	15690.00	27.98	11.15	39.13	54.00	-14.87	Average	Horizontal
5	10460.00	44.94	5.82	50.76	74.00	-23.24	Peak	Vertical
6	10460.00	32.78	5.82	38.60	54.00	-15.40	Average	Vertical
7	15690.00	42.16	11.25	53.41	74.00	-20.59	Peak	Vertical
8	15690.00	27.86	11.25	39.11	54.00	-14.89	Average	Vertical

MIMO_ Chain 0+1+2+3_IEEE 802.11ac-VHT80_Channel 58

No.	Frequency (MHz)	Reading (dBuV/m)	Correction factor (dB)	Result (dBuV/m)	Limit (dBuV/m)	Margin (dB)	Detector	Antenna Polaxis
1	10580.00	44.45	5.68	50.13	74.00	-23.87	Peak	Horizontal
2	10580.00	30.89	5.68	36.57	54.00	-17.43	Average	Horizontal
3	15870.00	38.59	11.37	49.96	74.00	-24.04	Peak	Horizontal
4	15870.00	27.75	11.37	39.12	54.00	-14.88	Average	Horizontal
5	10580.00	45.14	5.79	50.93	74.00	-23.07	Peak	Vertical
6	10580.00	31.49	5.79	37.28	54.00	-16.72	Average	Vertical
7	15870.00	41.97	11.47	53.44	74.00	-20.56	Peak	Vertical
8	15870.00	28.15	11.47	39.62	54.00	-14.38	Average	Vertical

MIMO_ Chain 0+1+2+3_IEEE 802.11ac-VHT80_Channel 106

No.	Frequency (MHz)	Reading (dBuV/m)	Correction factor (dB)	Result (dBuV/m)	Limit (dBuV/m)	Margin (dB)	Detector	Antenna Polaxis
1	11060.00	43.86	5.41	49.27	74.00	-24.73	Peak	Horizontal
2	11060.00	30.97	5.41	36.38	54.00	-17.62	Average	Horizontal
3	16590.00	39.97	12.49	52.46	74.00	-21.54	Peak	Horizontal
4	16590.00	27.83	12.49	40.32	54.00	-13.68	Average	Horizontal
5	11060.00	44.36	5.60	49.96	74.00	-24.04	Peak	Vertical
6	11060.00	31.25	5.60	36.85	54.00	-17.15	Average	Vertical
7	16590.00	40.17	12.78	52.95	74.00	-21.05	Peak	Vertical
8	16590.00	27.88	12.78	40.66	54.00	-13.34	Average	Vertical

MIMO_ Chain 0+1+2+3_IEEE 802.11ac-VHT80_Channel 122

No.	Frequency (MHz)	Reading (dBuV/m)	Correction factor (dB)	Result (dBuV/m)	Limit (dBuV/m)	Margin (dB)	Detector	Antenna Polaxis
1	11220.00	44.05	5.66	49.71	74.00	-24.29	Peak	Horizontal
2	11220.00	29.83	5.66	35.49	54.00	-18.51	Average	Horizontal
3	16830.00	40.79	12.31	53.10	74.00	-20.90	Peak	Horizontal
4	16830.00	28.21	12.31	40.52	54.00	-13.48	Average	Horizontal
5	11220.00	43.73	5.81	49.54	74.00	-24.46	Peak	Vertical
6	11220.00	30.11	5.81	35.92	54.00	-18.08	Average	Vertical
7	16830.00	40.76	12.54	53.30	74.00	-20.70	Peak	Vertical
8	16830.00	28.22	12.54	40.76	54.00	-13.24	Average	Vertical

MIMO_ Chain 0+1+2+3_IEEE 802.11ac-VHT80_Channel 155

No.	Frequency (MHz)	Reading (dBuV/m)	Correction factor (dB)	Result (dBuV/m)	Limit (dBuV/m)	Margin (dB)	Detector	Antenna Polaxis
1	11550.00	43.88	6.23	50.11	74.00	-23.89	Peak	Horizontal
2	11550.00	31.40	6.23	37.63	54.00	-16.37	Average	Horizontal
3	17325.00	40.92	13.23	54.15	74.00	-19.85	Peak	Horizontal
4	17325.00	27.23	13.23	40.46	54.00	-13.54	Average	Horizontal
5	11550.00	46.80	6.35	53.15	74.00	-20.85	Peak	Vertical
6	11550.00	31.81	6.35	38.16	54.00	-15.84	Average	Vertical
7	17325.00	40.52	13.29	53.81	74.00	-20.19	Peak	Vertical
8	17325.00	27.13	13.29	40.42	54.00	-13.58	Average	Vertical

Remark:

1. Correct Factor = Antenna Factor + Cable Loss - Amplifier Gain, the value was added to Original Receiver Reading by the software automatically.
2. Result = Reading + Correct Factor.
3. Margin = Result – Limit

Band Edge Measurements (Radiated)

SISO_Chain 0_IEEE 802.11a

Test Channel:	Channel 36	Ant. Polar. :	Horizontal

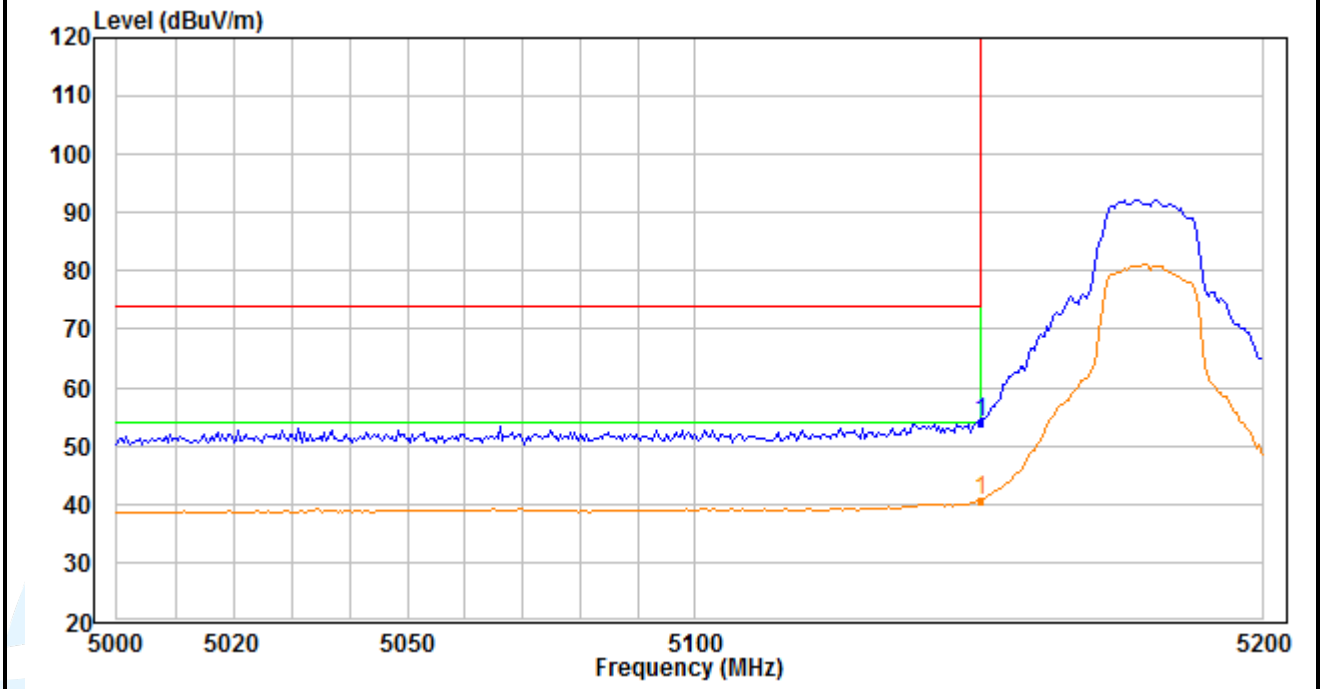

Frequency (MHz)	Peak level (dBuv/m)	Peak Limit (dBuv/m)	AV level (dBuv/m)	AV Limit (dBuv/m)	Conclusion
5150.0000	54.00	74.00	40.56	54.00	Pass

Test Channel:	Channel 36	Ant. Polar. :	Vertical

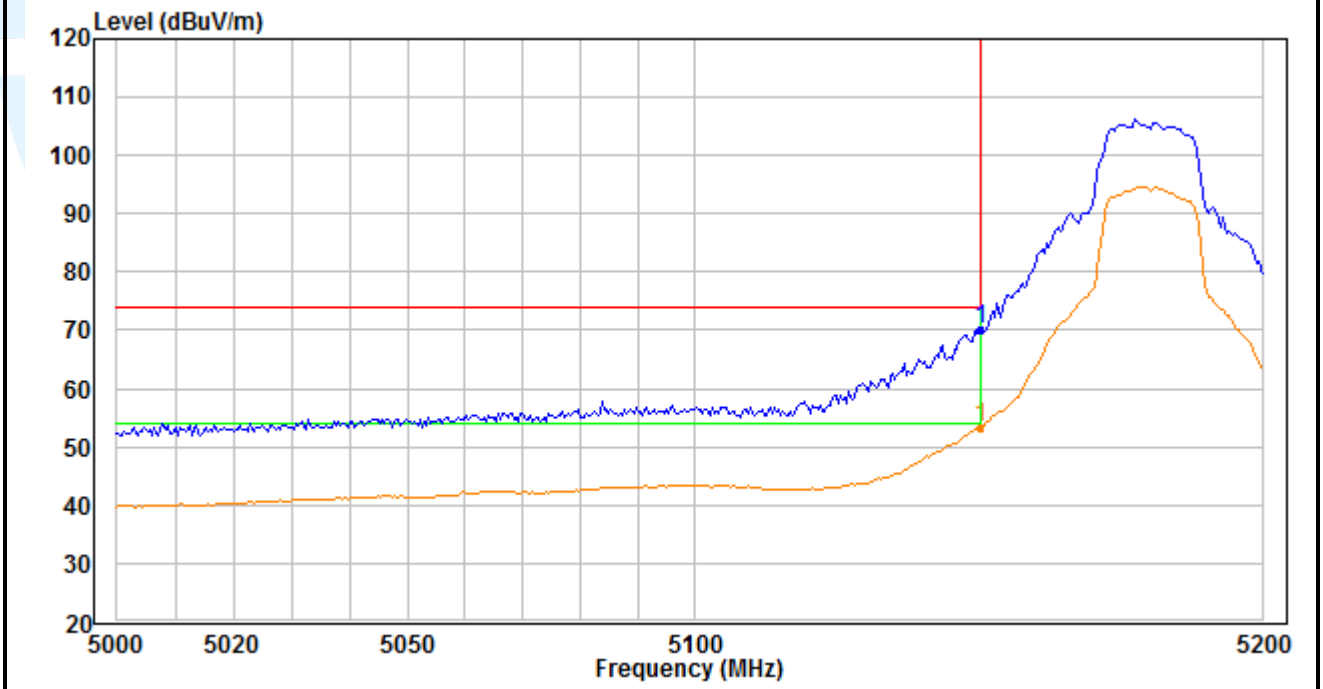

Frequency (MHz)	Peak level (dBuv/m)	Peak Limit (dBuv/m)	AV level (dBuv/m)	AV Limit (dBuv/m)	Conclusion
5150.0000	70.16	74.00	53.20	54.00	Pass

Test Channel:	Channel 64	Ant. Polar. :	Horizontal

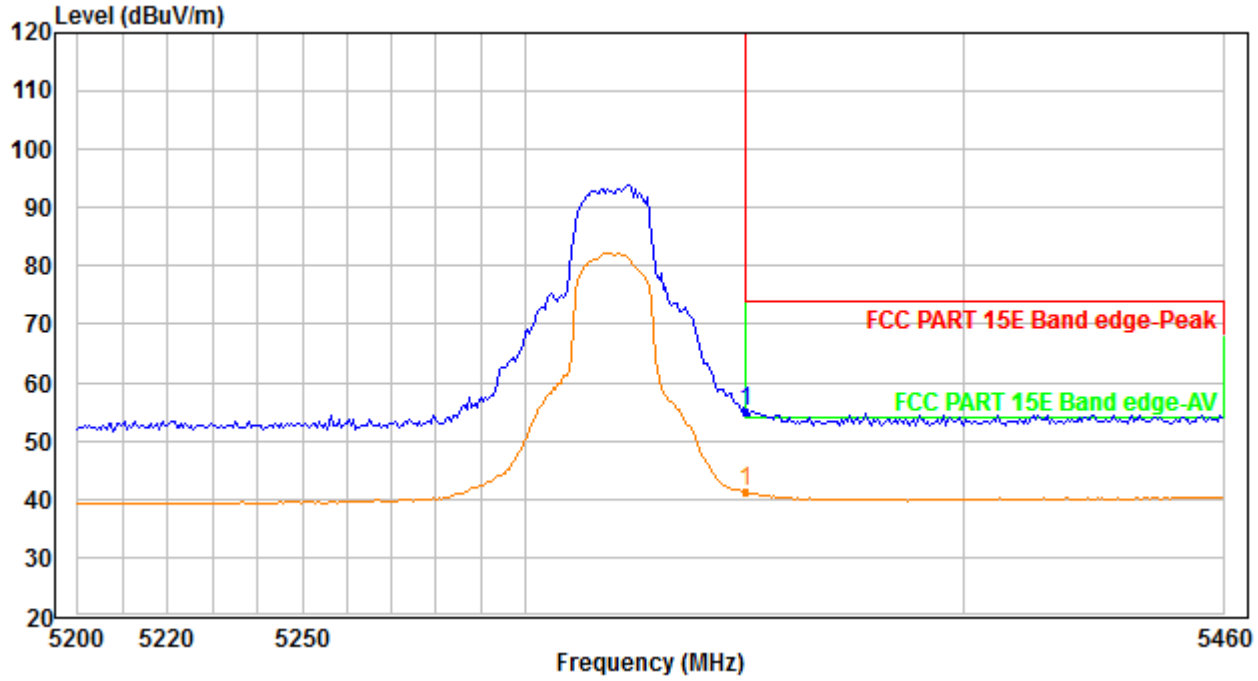

Frequency (MHz)	Peak level (dBuv/m)	Peak Limit (dBuv/m)	AV level (dBuv/m)	AV Limit (dBuv/m)	Conclusion
5350.0000	55.14	74.00	41.20	54.00	Pass

Test Channel:	Channel 64	Ant. Polar. :	Vertical

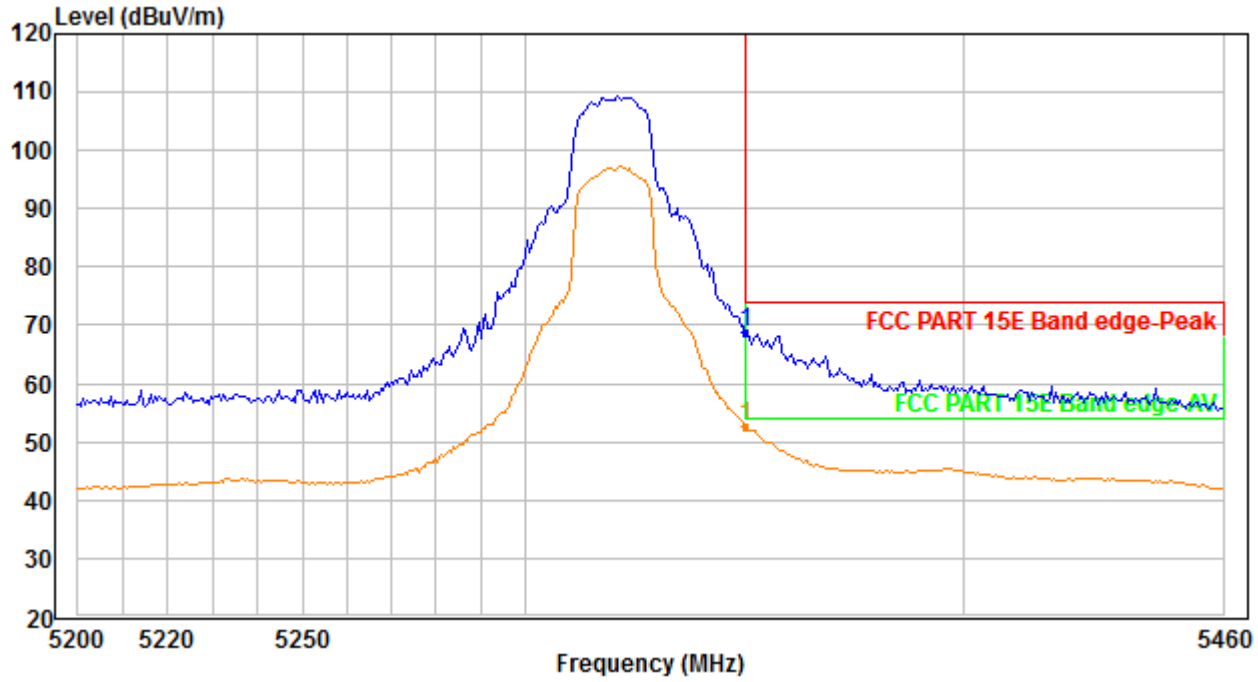

Frequency (MHz)	Peak level (dBuv/m)	Peak Limit (dBuv/m)	AV level (dBuv/m)	AV Limit (dBuv/m)	Conclusion
5350.0000	68.97	74.00	52.65	54.00	Pass

Test Channel:	Channel 100	Ant. Polar. :	Horizontal

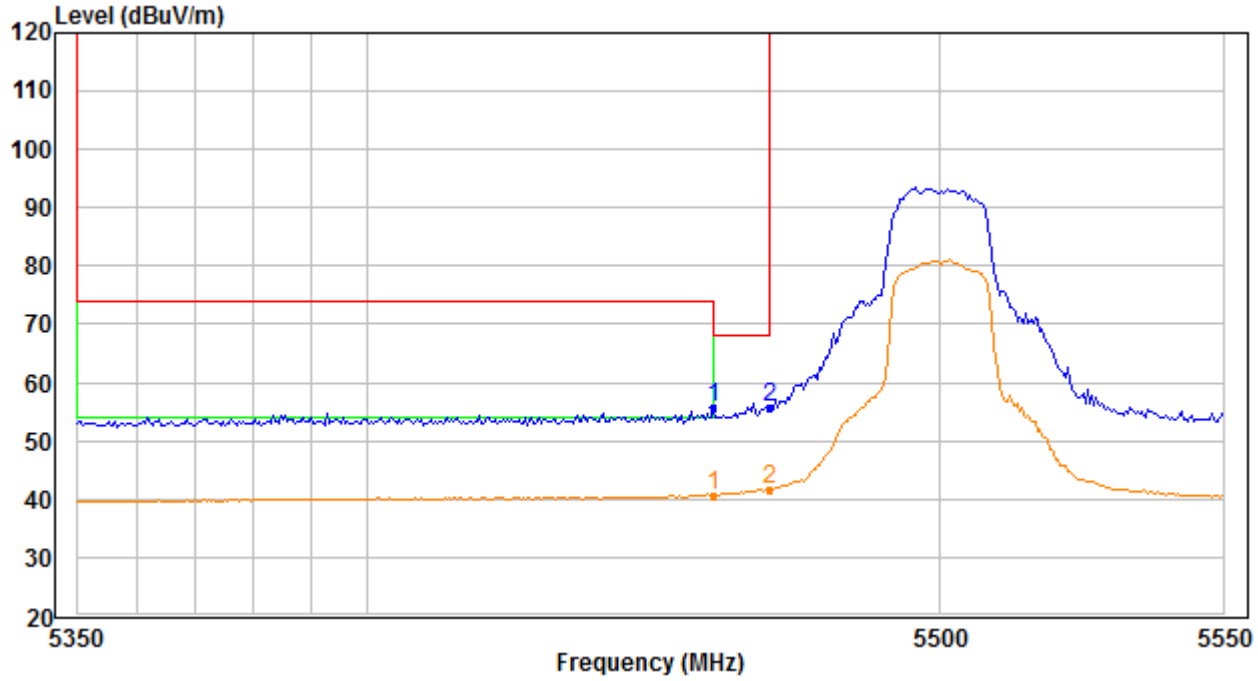

Frequency (MHz)	Peak level (dBuv/m)	Peak Limit (dBuv/m)	AV level (dBuv/m)	AV Limit (dBuv/m)	Conclusion
5460.0000	55.89	74.00	40.70	54.00	Pass
5470.0000	55.68	68.20	41.71	54.00	Pass

Test Channel:	Channel 100	Ant. Polar. :	Vertical

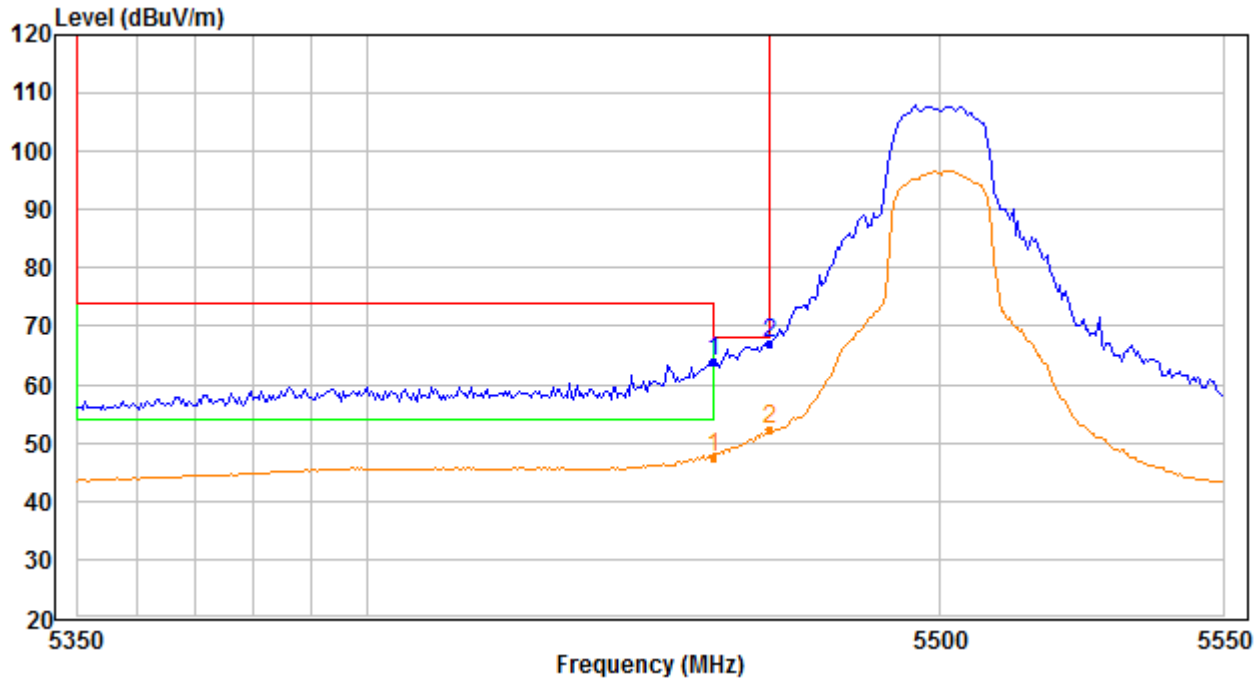

Frequency (MHz)	Peak level (dBuv/m)	Peak Limit (dBuv/m)	AV level (dBuv/m)	AV Limit (dBuv/m)	Conclusion
5460.0000	63.88	68.20	47.55	54.00	Pass
5470.0000	66.93	68.20	52.33	54.00	Pass

Test Channel:	Channel 140	Ant. Polar. :	Horizontal

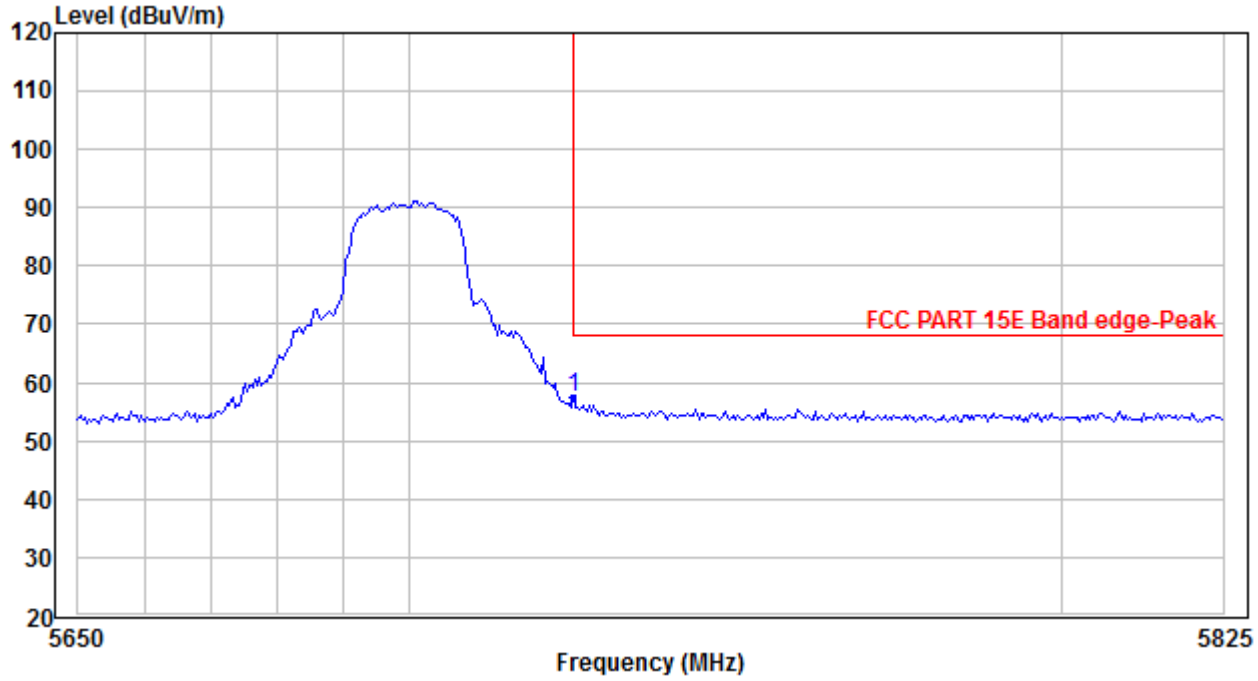

Frequency (MHz)	Peak level (dBuv/m)	Peak Limit (dBuv/m)	Conclusion
5725.0000	57.52	68.20	Pass

Test Channel:	Channel 140	Ant. Polar. :	Vertical

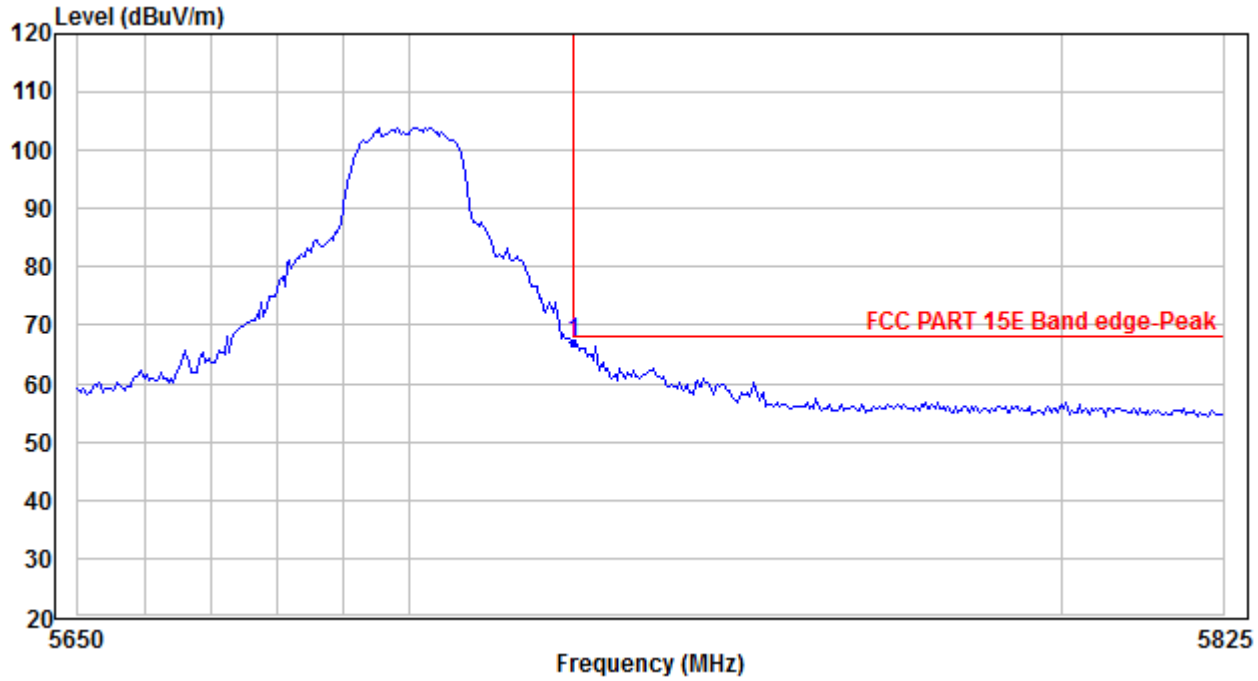

Frequency (MHz)	Peak level (dBuv/m)	Peak Limit (dBuv/m)	Conclusion
5725.0000	67.01	68.20	Pass

Test Channel:	Channel 149	Ant. Polar. :	Horizontal

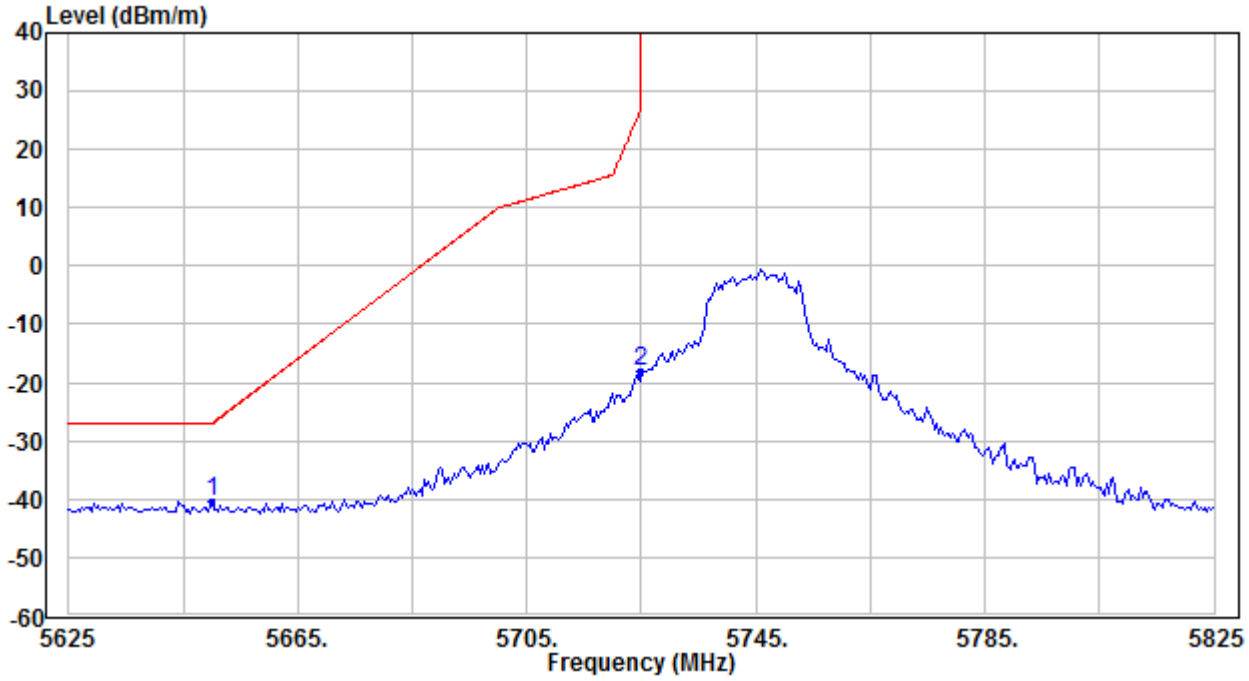

Frequency (MHz)	Peak level (dBm)	Peak Limit (dBm)	Conclusion
5650.0000	-40.57	-27.00	Pass
5725.0000	-18.22	27.00	Pass

Test Channel:	Channel 149	Ant. Polar. :	Vertical

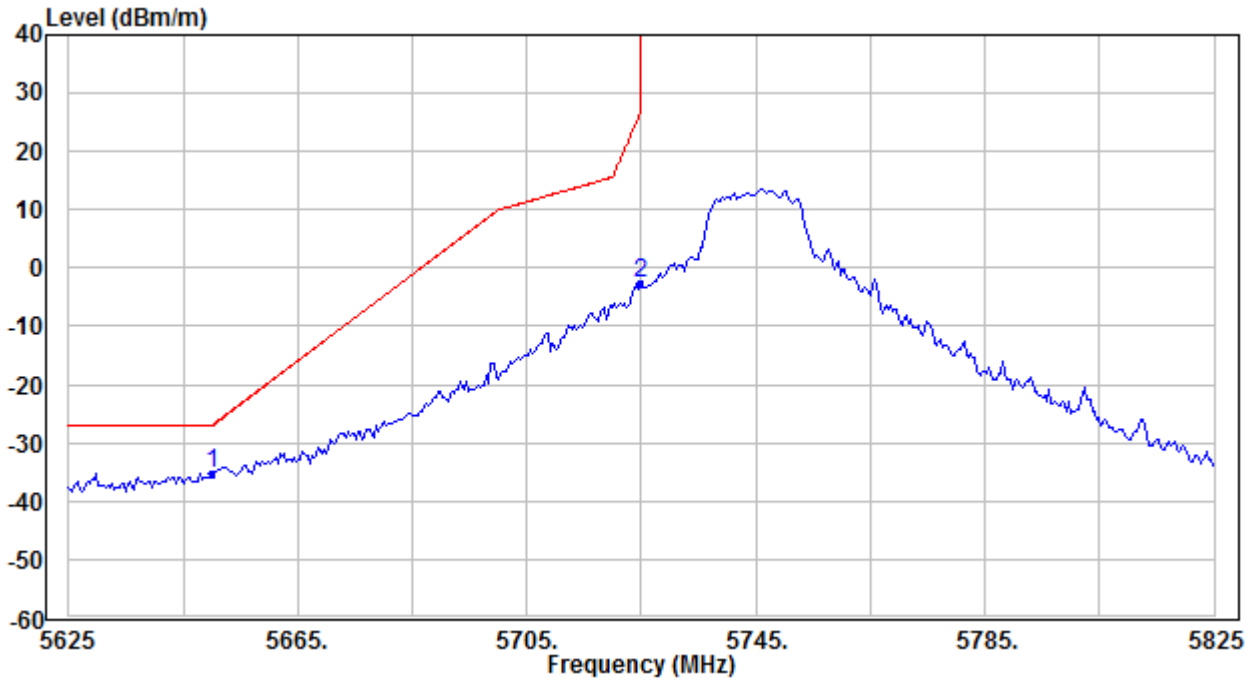

Frequency (MHz)	Peak level (dBm)	Peak Limit (dBm)	Conclusion
5650.0000	-35.15	-27.00	Pass
5725.0000	-2.65	27.00	Pass

Test Channel:	Channel 165	Ant. Polar. :	Horizontal

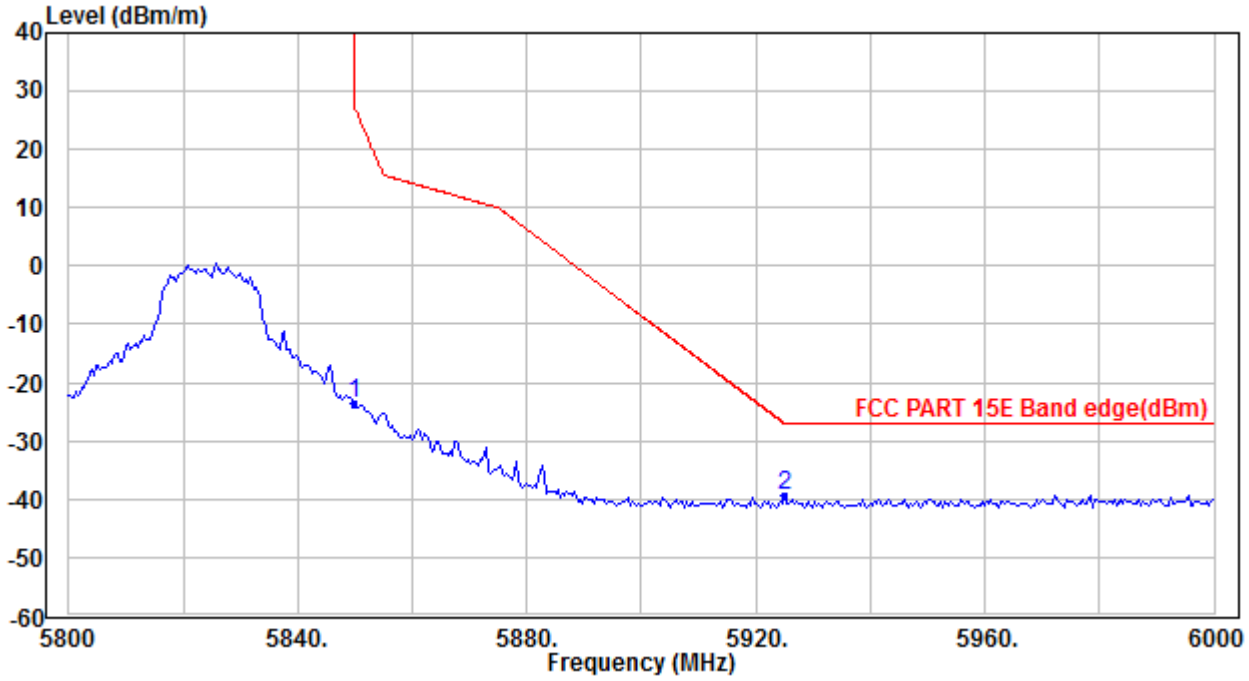

Frequency (MHz)	Peak level (dBm)	Peak Limit (dBm)	Conclusion
5850.0000	-23.49	27.00	Pass
5925.0000	-39.53	-27.00	Pass

Test Channel:	Channel 165	Ant. Polar. :	Vertical

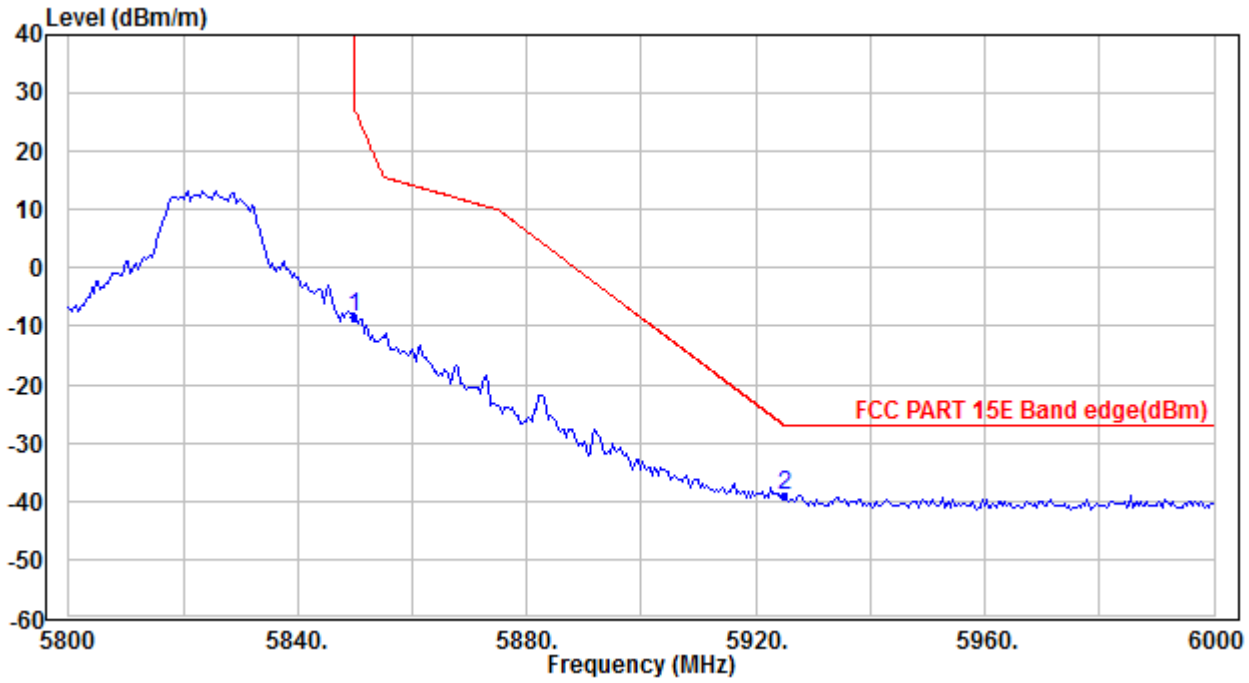

Frequency (MHz)	Peak level (dBm)	Peak Limit (dBm)	Conclusion
5850.0000	-8.59	27.00	Pass
5925.0000	-39.05	-27.00	Pass

SISO_Chain 1_IEEE 802.11a

Test Channel:	Channel 36	Ant. Polar. :	Horizontal

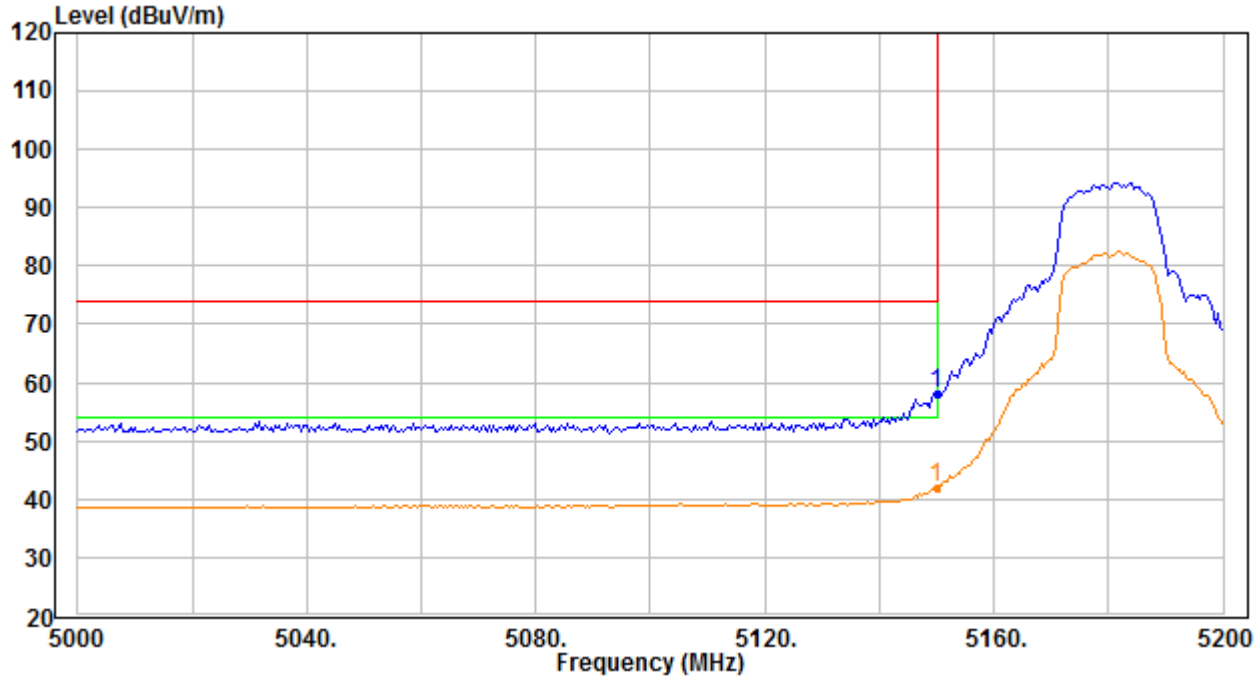

Frequency (MHz)	Peak level (dBuv/m)	Peak Limit (dBuv/m)	AV level (dBuv/m)	AV Limit (dBuv/m)	Conclusion
5150.0000	58.28	74.00	42.06	54.00	Pass

Test Channel:	Channel 36	Ant. Polar. :	Vertical

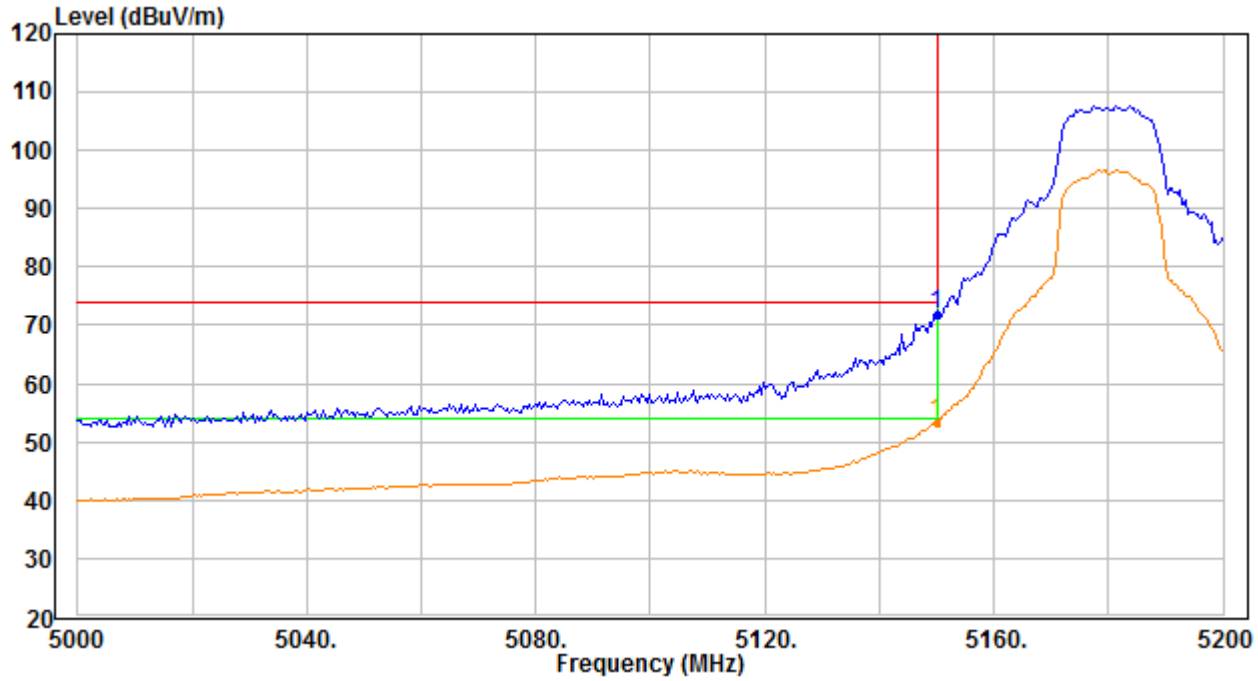

Frequency (MHz)	Peak level (dBuv/m)	Peak Limit (dBuv/m)	AV level (dBuv/m)	AV Limit (dBuv/m)	Conclusion
5150.0000	71.75	74.00	53.48	54.00	Pass

Test Channel:	Channel 64	Ant. Polar. :	Horizontal

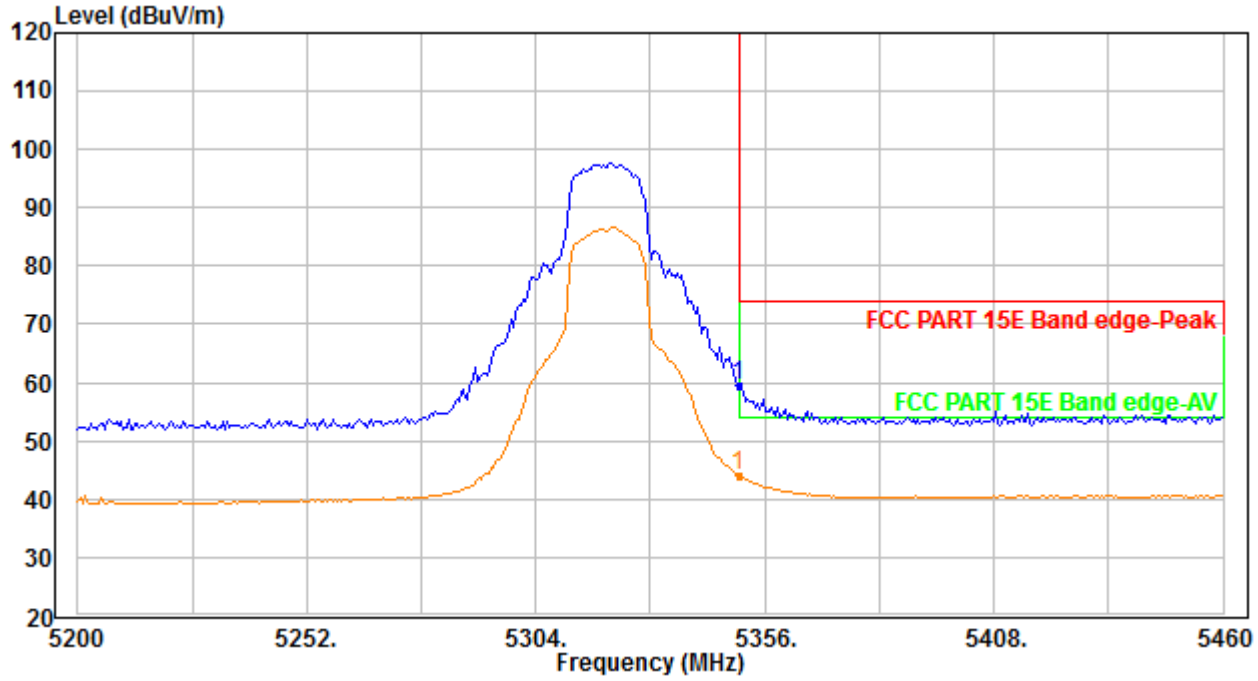

Frequency (MHz)	Peak level (dBuv/m)	Peak Limit (dBuv/m)	AV level (dBuv/m)	AV Limit (dBuv/m)	Conclusion
5350.0000	59.68	74.00	44.04	54.00	Pass

Test Channel:	Channel 64	Ant. Polar. :	Vertical

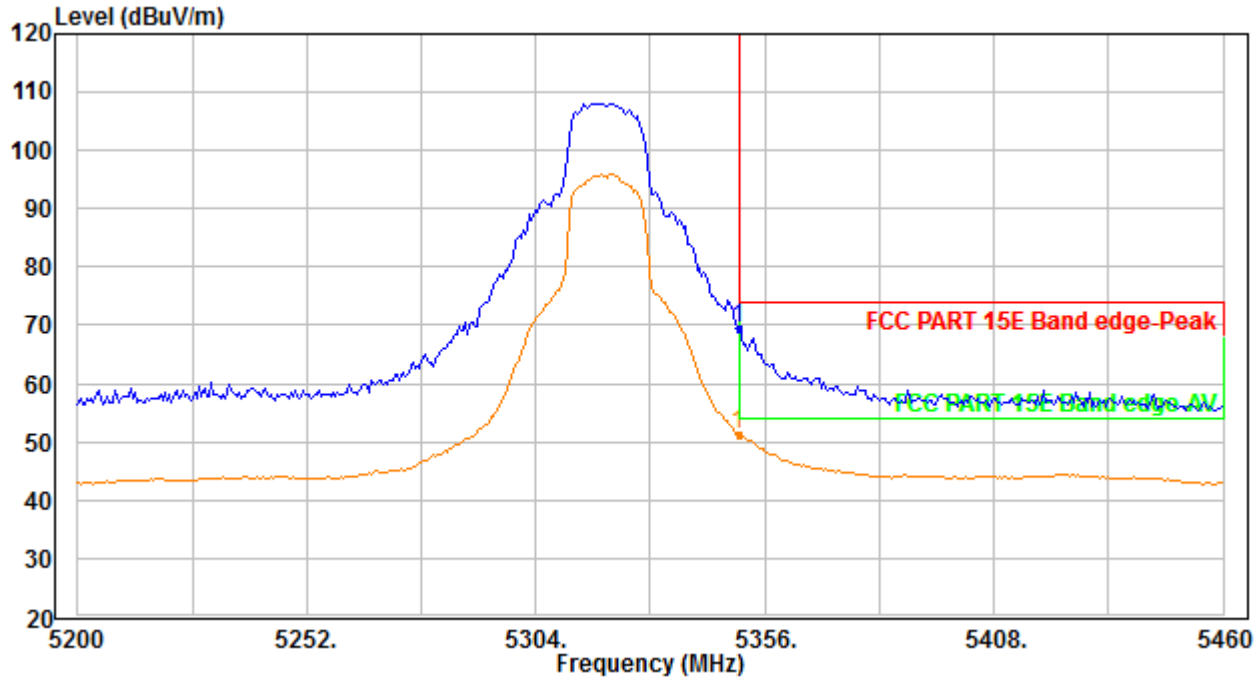

Frequency (MHz)	Peak level (dBuv/m)	Peak Limit (dBuv/m)	AV level (dBuv/m)	AV Limit (dBuv/m)	Conclusion
5350.0000	69.43	74.00	51.38	54.00	Pass

Test Channel:	Channel 100	Ant. Polar. :	Horizontal

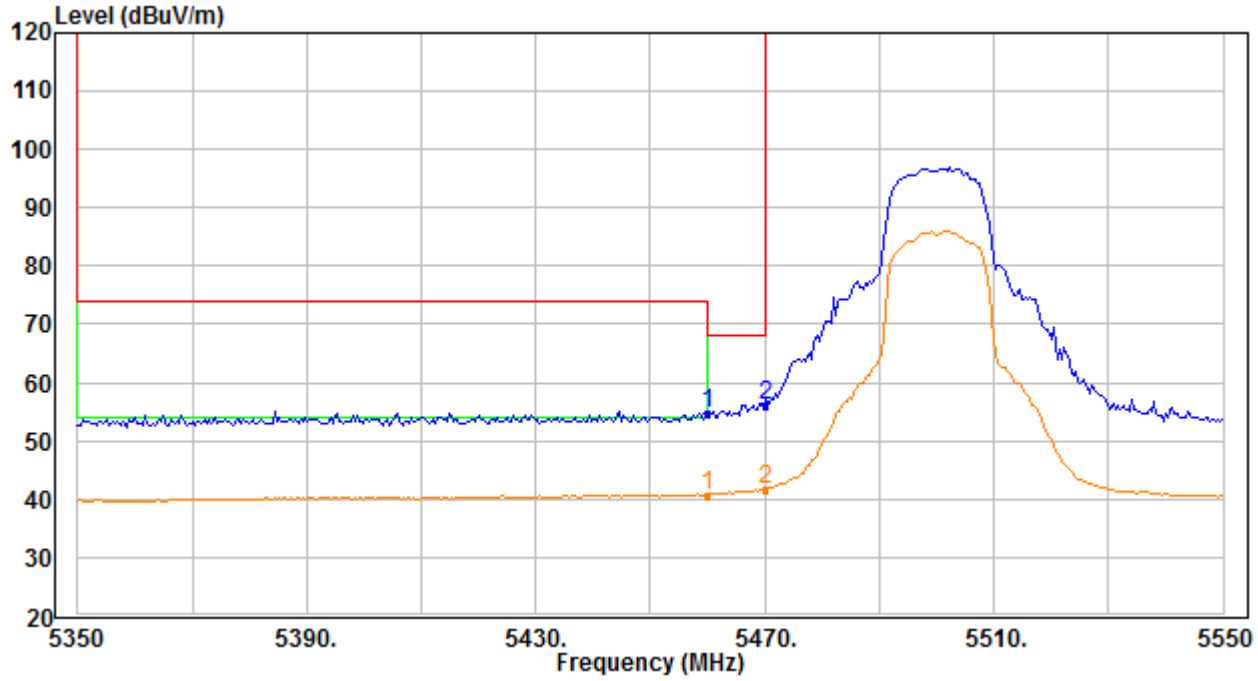

Frequency (MHz)	Peak level (dBuv/m)	Peak Limit (dBuv/m)	AV level (dBuv/m)	AV Limit (dBuv/m)	Conclusion
5460.0000	54.87	74.00	40.76	54.00	Pass
5470.0000	56.03	68.20	41.79	54.00	Pass

Test Channel:	Channel 100	Ant. Polar. :	Vertical

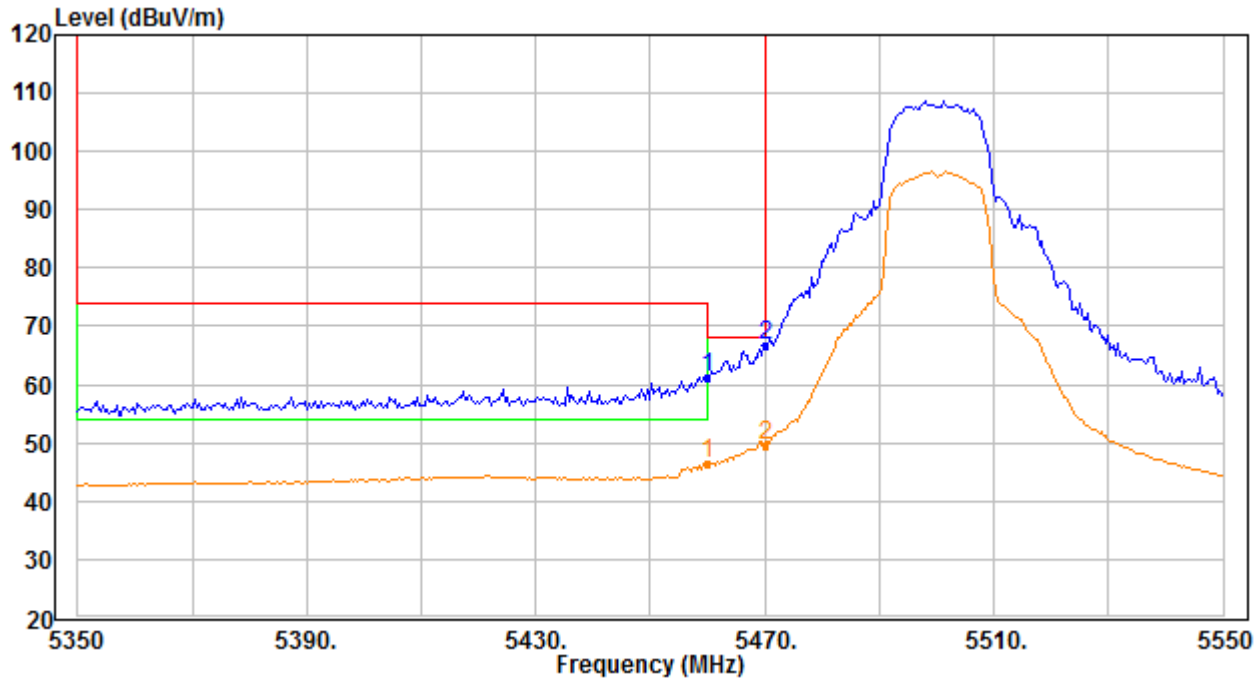

Frequency (MHz)	Peak level (dBuv/m)	Peak Limit (dBuv/m)	AV level (dBuv/m)	AV Limit (dBuv/m)	Conclusion
5460.0000	49.48	74.00	46.32	54.00	Pass
5470.0000	54.94	68.20	49.59	54.00	Pass

Test Channel:	Channel 140	Ant. Polar. :	Horizontal

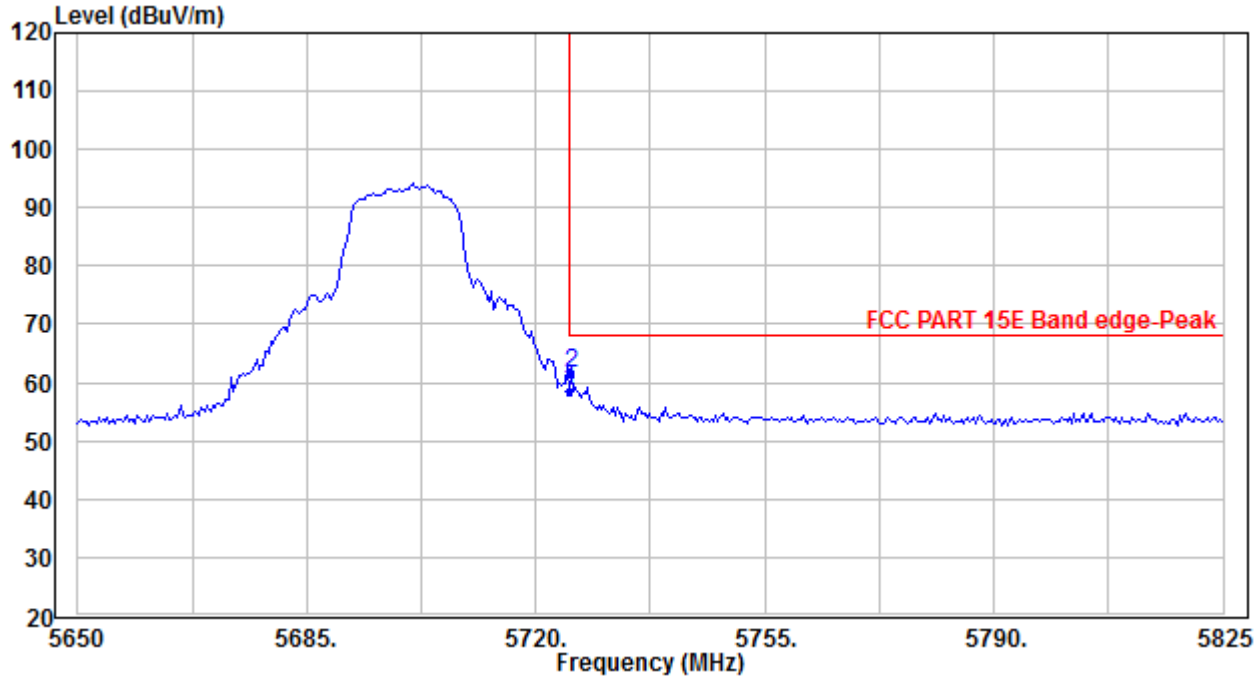

Frequency (MHz)	Peak level (dBuv/m)	Peak Limit (dBuv/m)	Conclusion
5725.0000	58.41	68.20	Pass
5725.4010	61.46	68.20	Pass

Test Channel:	Channel 140	Ant. Polar. :	Vertical

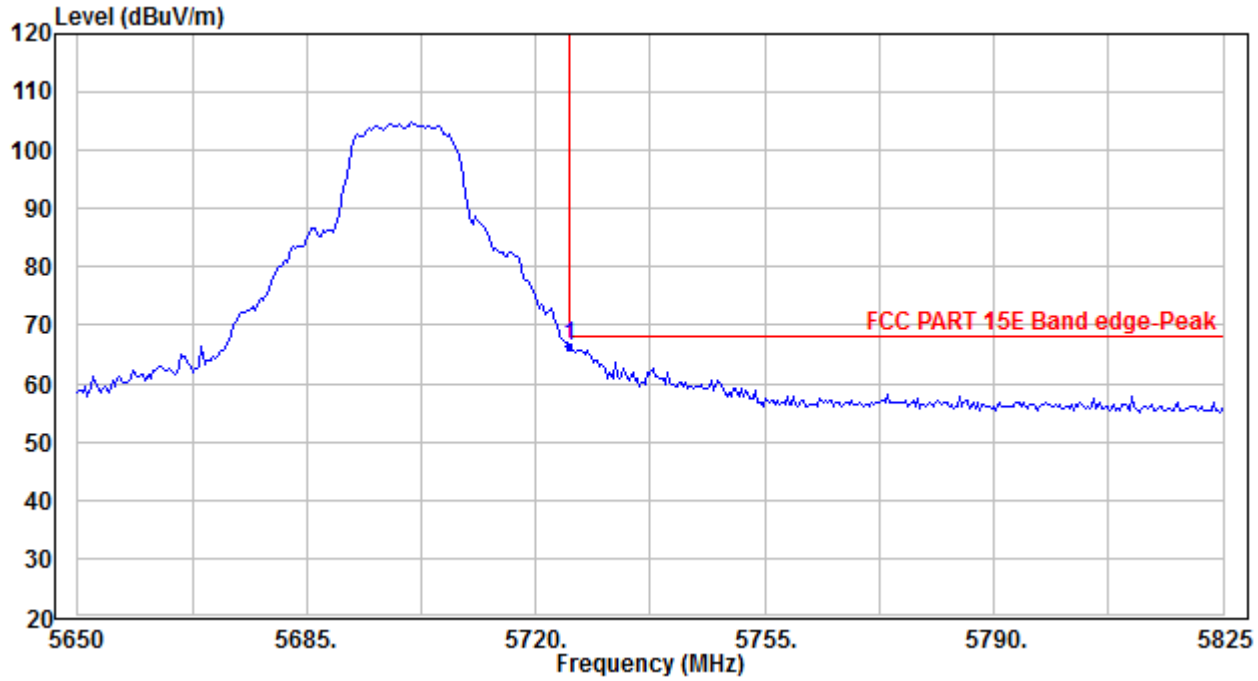

Frequency (MHz)	Peak level (dBuv/m)	Peak Limit (dBuv/m)	Conclusion
5725.0000	66.55	68.20	Pass

Test Channel:	Channel 149	Ant. Polar. :	Horizontal

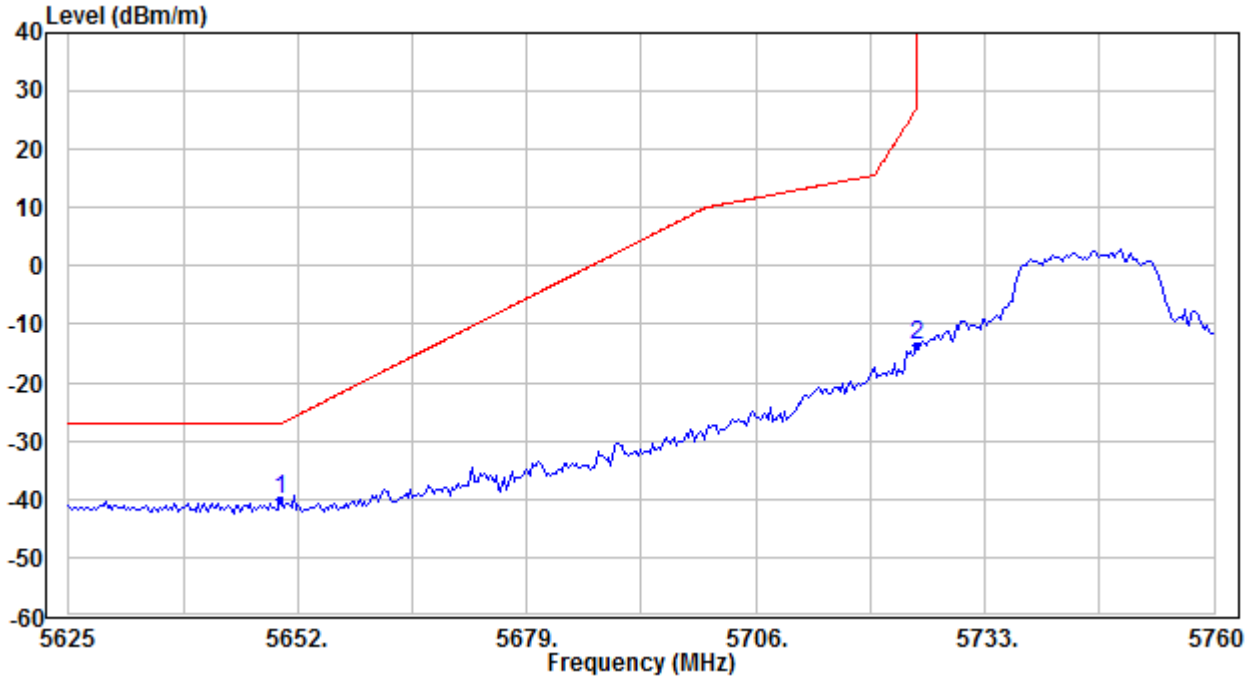

Frequency (MHz)	Peak level (dBm)	Peak Limit (dBm)	Conclusion
5650.0000	-39.95	-27.00	Pass
5725.0000	-13.53	27.00	Pass

Test Channel:	Channel 149	Ant. Polar. :	Vertical

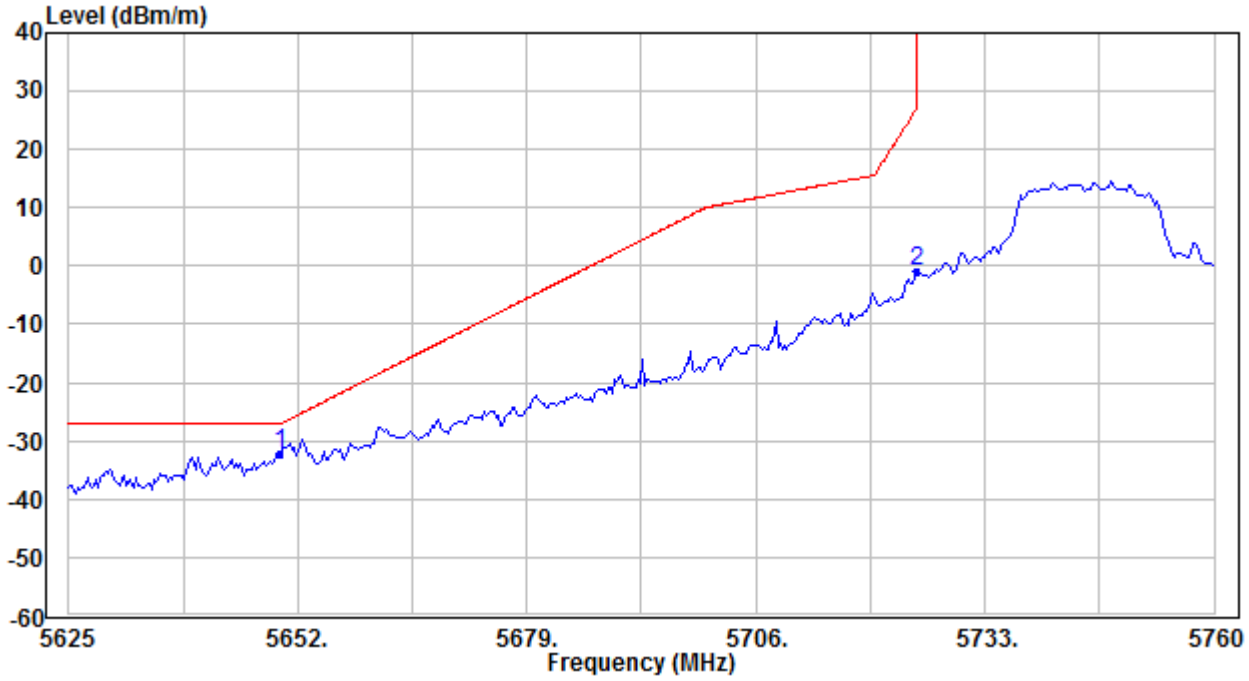

Frequency (MHz)	Peak level (dBm)	Peak Limit (dBm)	Conclusion
5650.0000	-32.30	-27.00	Pass
5725.0000	-1.02	27.00	Pass

Test Channel:	Channel 165	Ant. Polar. :	Horizontal

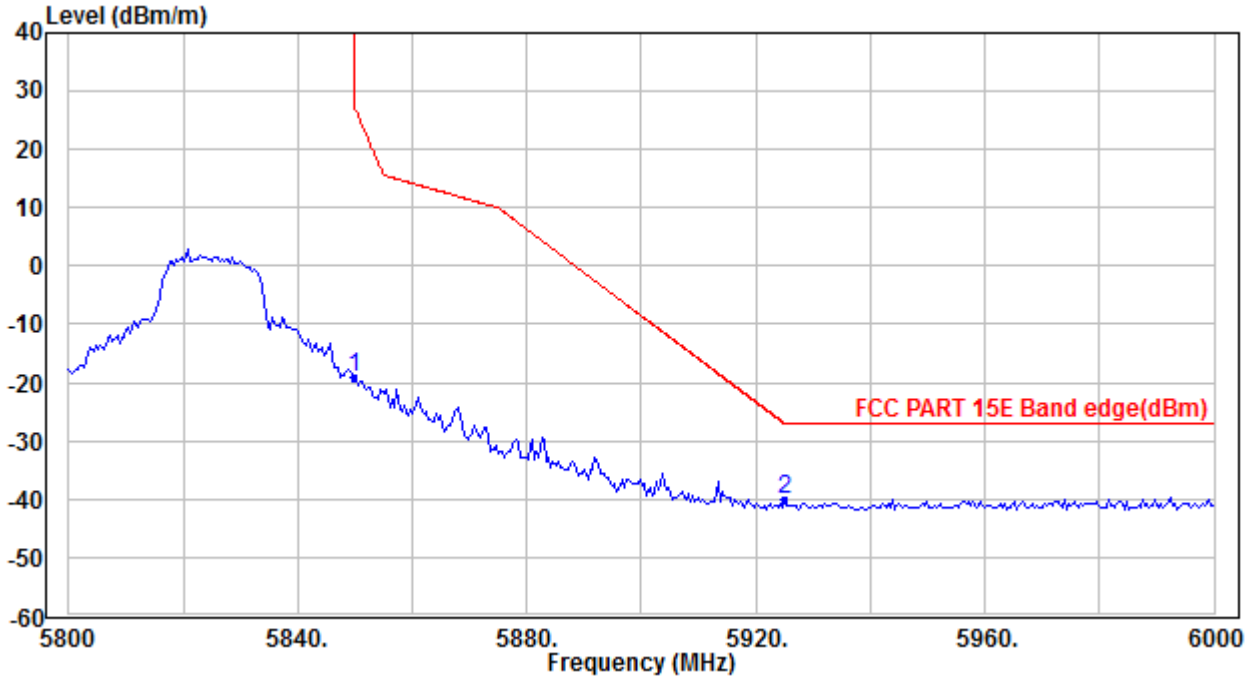

Frequency (MHz)	Peak level (dBm)	Peak Limit (dBm)	Conclusion
5850.0000	-19.06	27.00	Pass
5925.0000	-40.02	-27.00	Pass

Test Channel:	Channel 165	Ant. Polar. :	Vertical

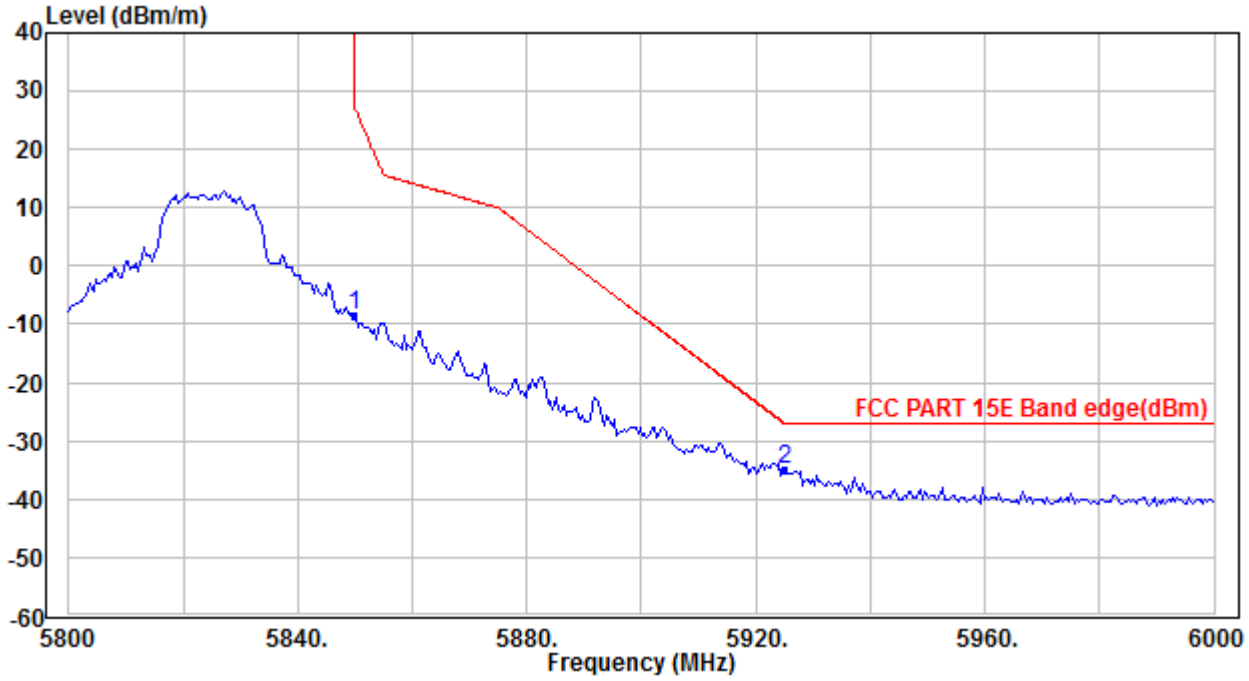

Frequency (MHz)	Peak level (dBm)	Peak Limit (dBm)	Conclusion
5850.0000	-8.29	27.00	Pass
5925.0000	-35.03	-27.00	Pass

SISO_Chain 2_IEEE 802.11a

Test Channel:	Channel 36	Ant. Polar. :	Horizontal

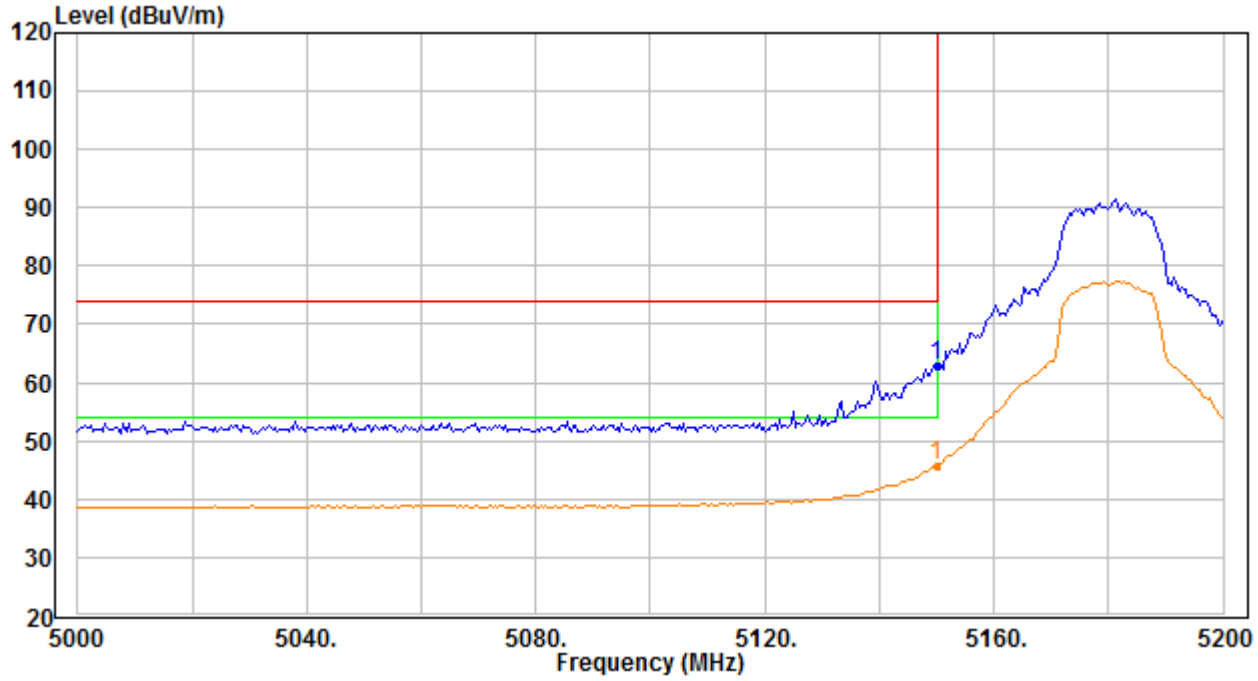

Frequency (MHz)	Peak level (dBuv/m)	Peak Limit (dBuv/m)	AV level (dBuv/m)	AV Limit (dBuv/m)	Conclusion
5150.0000	63.04	74.00	45.67	54.00	Pass

Test Channel:	Channel 36	Ant. Polar. :	Vertical

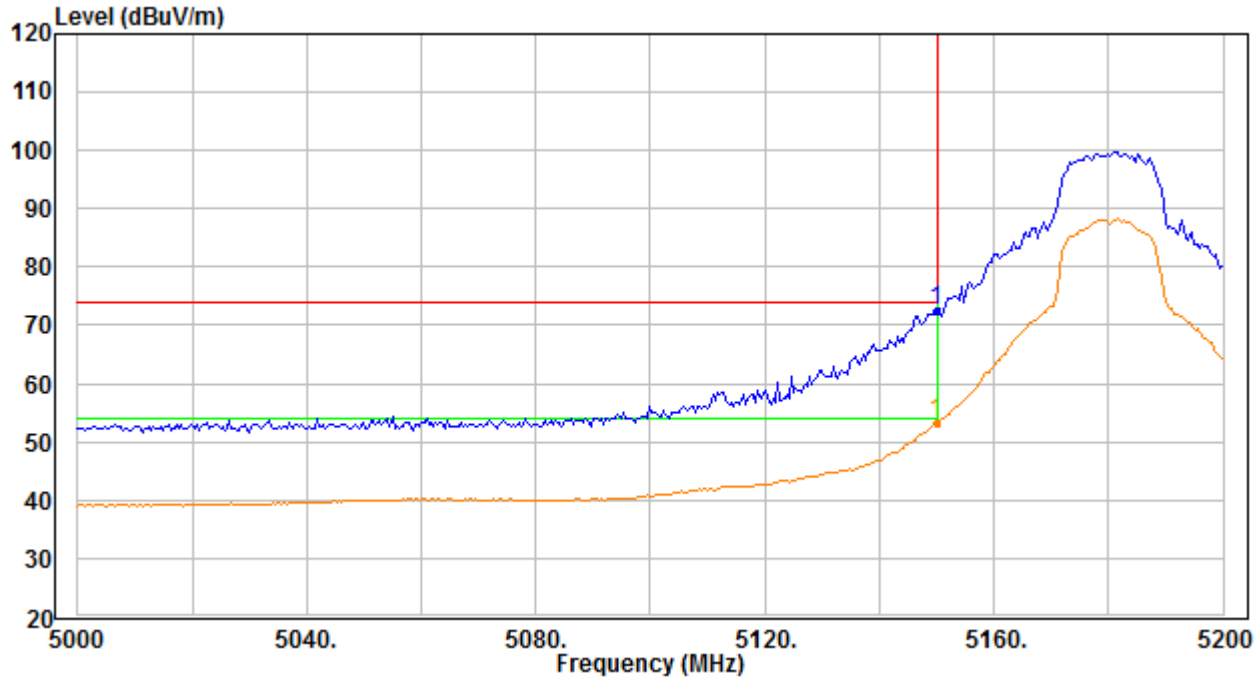

Frequency (MHz)	Peak level (dBuv/m)	Peak Limit (dBuv/m)	AV level (dBuv/m)	AV Limit (dBuv/m)	Conclusion
5150.0000	72.54	74.00	53.20	54.00	Pass

Test Channel:	Channel 64	Ant. Polar. :	Horizontal

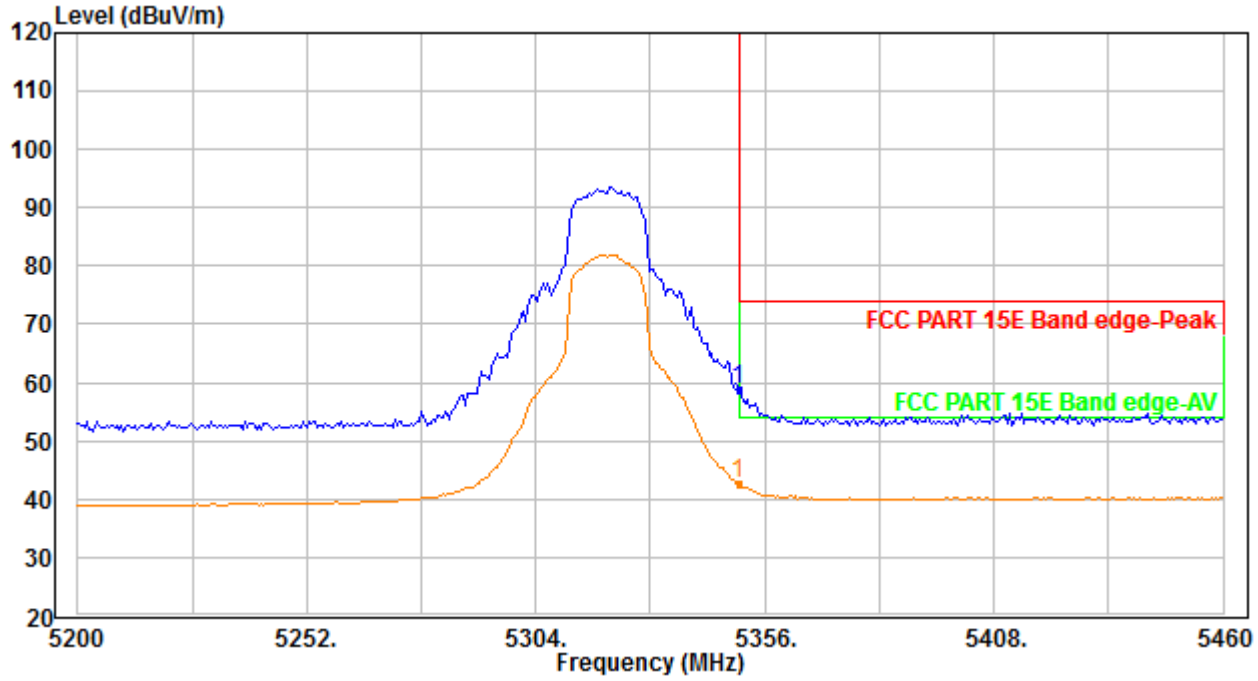

Frequency (MHz)	Peak level (dBuv/m)	Peak Limit (dBuv/m)	AV level (dBuv/m)	AV Limit (dBuv/m)	Conclusion
5350.0000	58.87	74.00	42.57	54.00	Pass

Test Channel:	Channel 64	Ant. Polar. :	Vertical

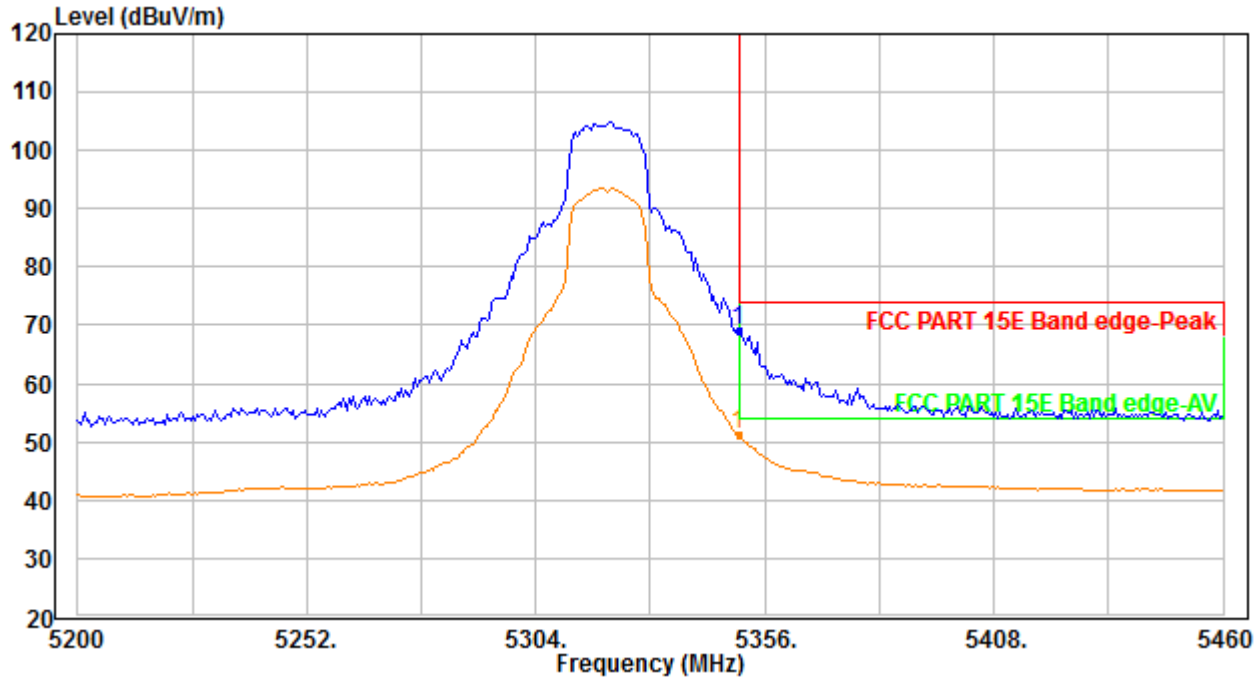

Frequency (MHz)	Peak level (dBuv/m)	Peak Limit (dBuv/m)	AV level (dBuv/m)	AV Limit (dBuv/m)	Conclusion
5350.0000	68.98	74.00	51.12	54.00	Pass

Test Channel:	Channel 100	Ant. Polar. :	Horizontal

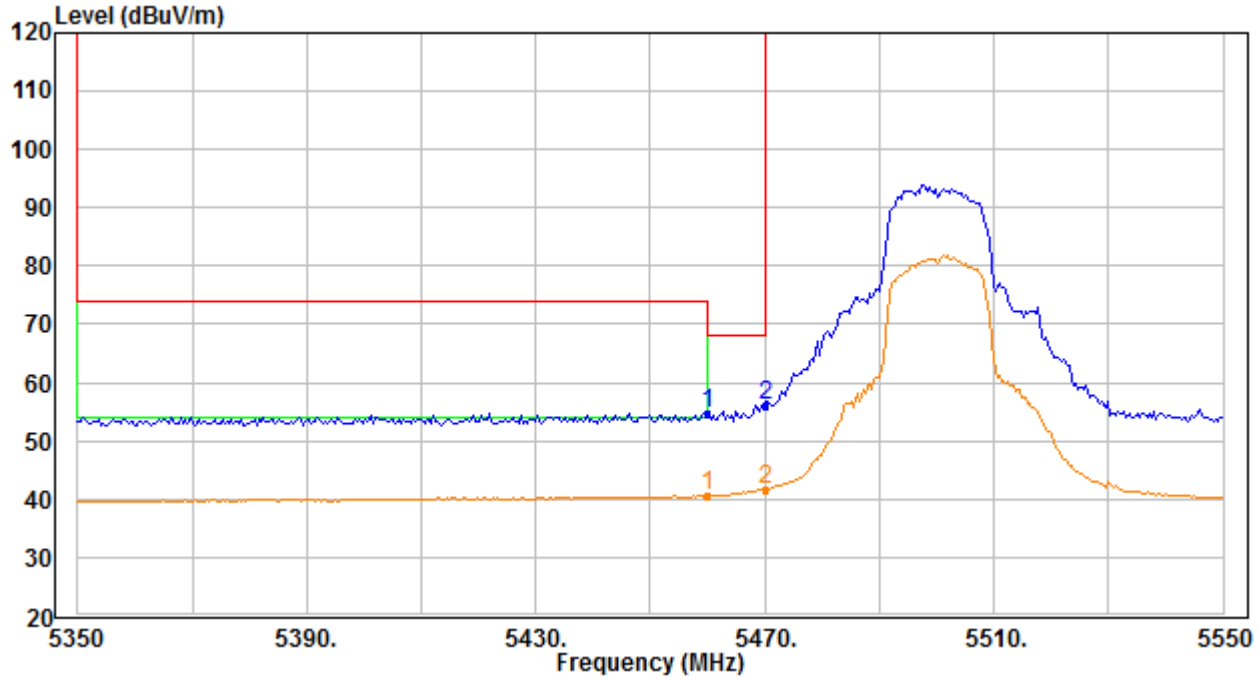

Frequency (MHz)	Peak level (dBuv/m)	Peak Limit (dBuv/m)	AV level (dBuv/m)	AV Limit (dBuv/m)	Conclusion
5460.0000	54.79	68.20	40.57	54.00	Pass
5470.0000	56.02	68.20	41.68	54.00	Pass

Test Channel:	Channel 100	Ant. Polar. :	Vertical

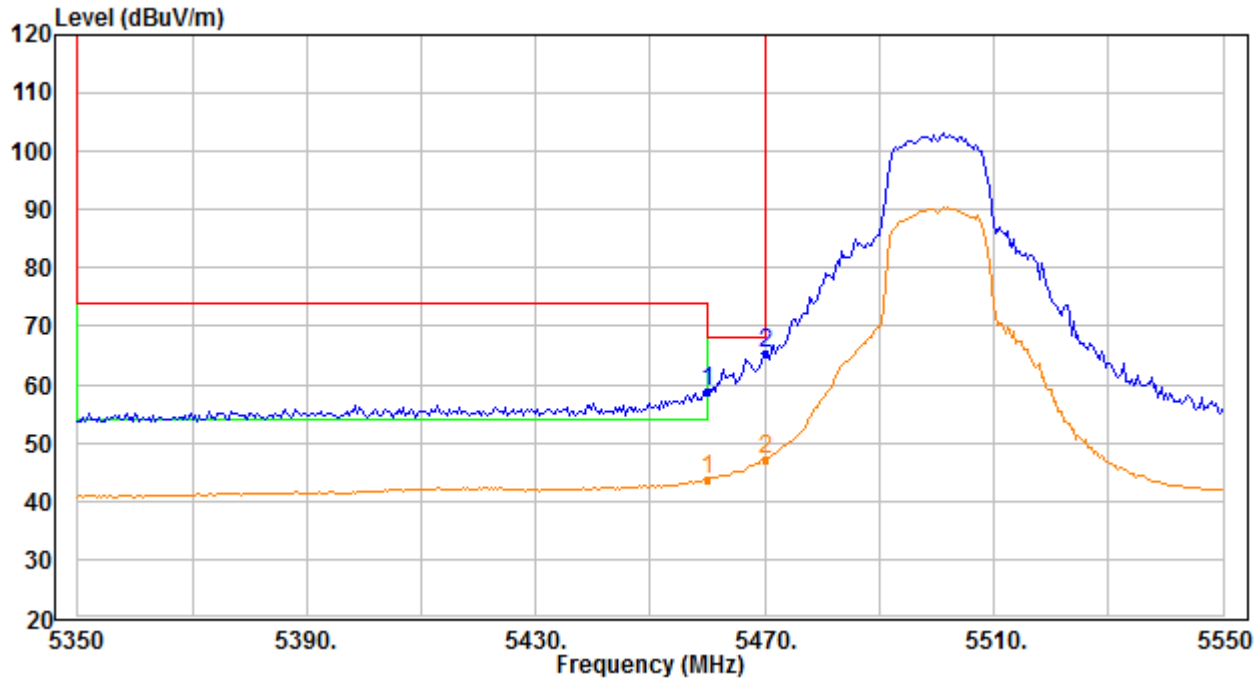

Frequency (MHz)	Peak level (dBuv/m)	Peak Limit (dBuv/m)	AV level (dBuv/m)	AV Limit (dBuv/m)	Conclusion
5460.0000	58.82	68.20	43.75	54.00	Pass
5470.0000	65.28	68.20	47.11	54.00	Pass

Test Channel:	Channel 140	Ant. Polar. :	Horizontal

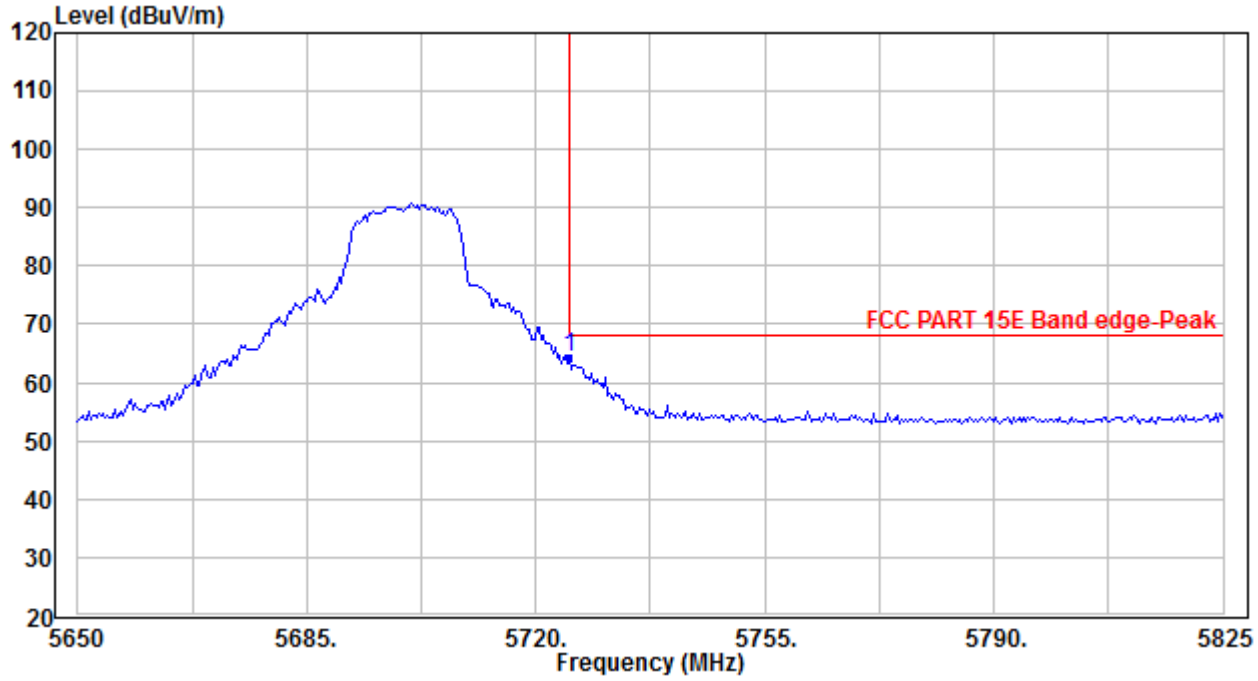

Frequency (MHz)	Peak level (dBuv/m)	Peak Limit (dBuv/m)	Conclusion
5725.0000	64.16	68.20	Pass

Test Channel:	Channel 140	Ant. Polar. :	Vertical

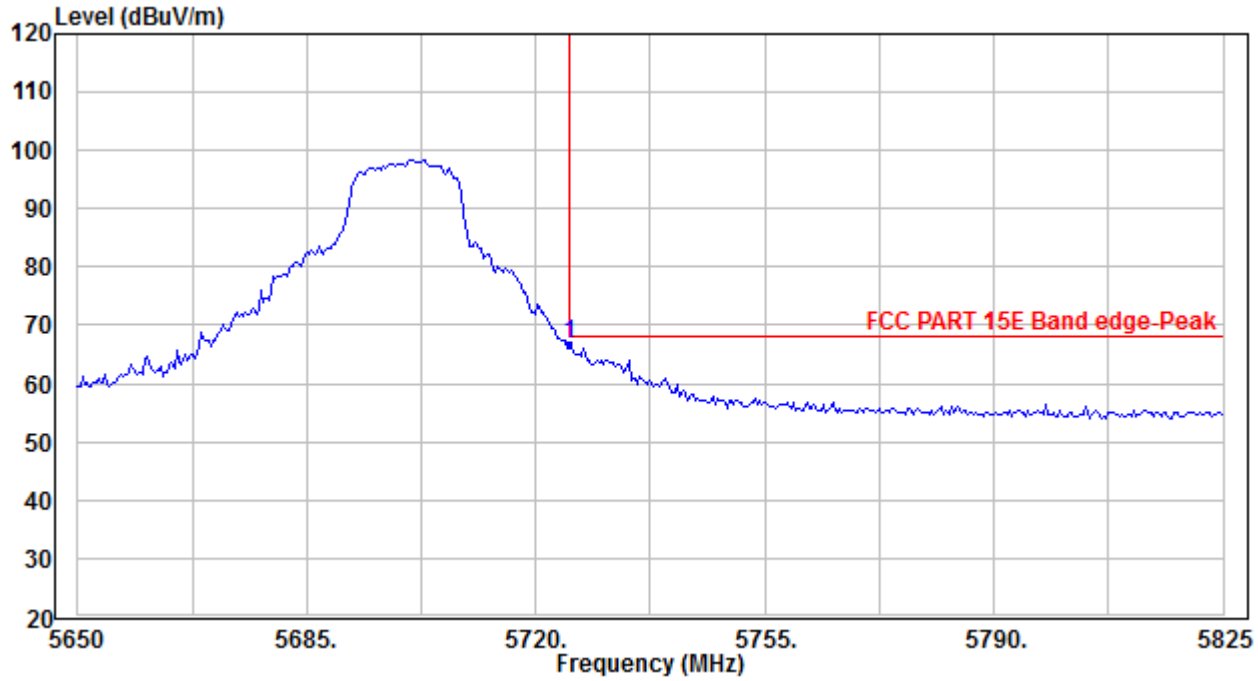

Frequency (MHz)	Peak level (dBuv/m)	Peak Limit (dBuv/m)	Conclusion
5725.0000	66.64	68.20	Pass

Test Channel:	Channel 149	Ant. Polar. :	Horizontal

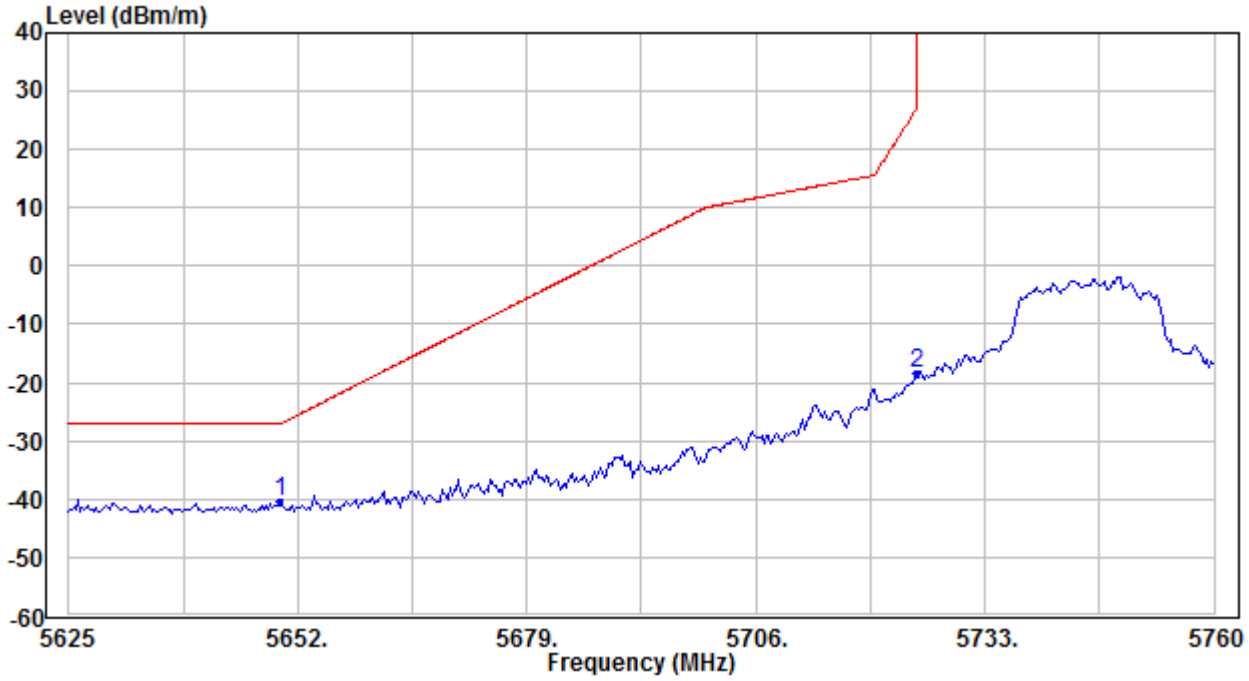

Frequency (MHz)	Peak level (dBm)	Peak Limit (dBm)	Conclusion
5650.0000	-40.27	-27.00	Pass
5725.0000	-18.33	27.00	Pass

Test Channel:	Channel 149	Ant. Polar. :	Vertical

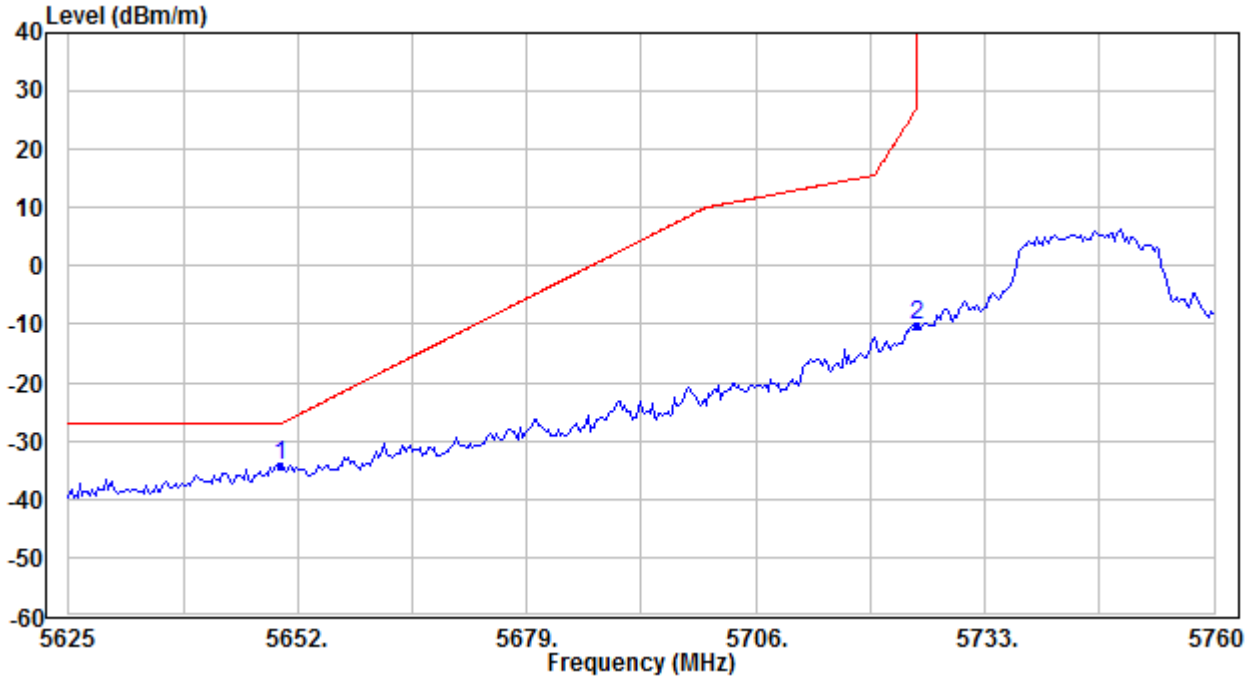

Frequency (MHz)	Peak level (dBm)	Peak Limit (dBm)	Conclusion
5650.0000	-34.13	-27.00	Pass
5725.0000	-10.27	27.00	Pass

Test Channel:	Channel 165	Ant. Polar. :	Horizontal

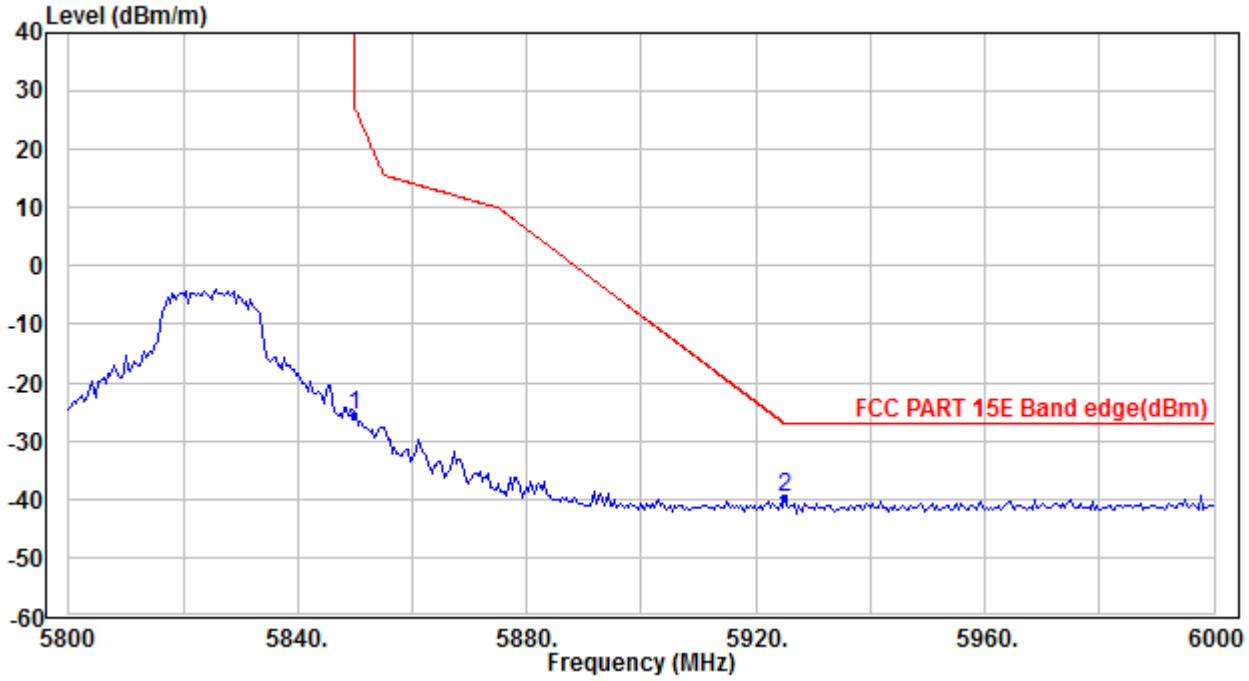

Frequency (MHz)	Peak level (dBm)	Peak Limit (dBm)	Conclusion
5850.0000	-25.71	27.00	Pass
5925.0000	-39.86	-27.00	Pass

Test Channel:	Channel 165	Ant. Polar. :	Vertical

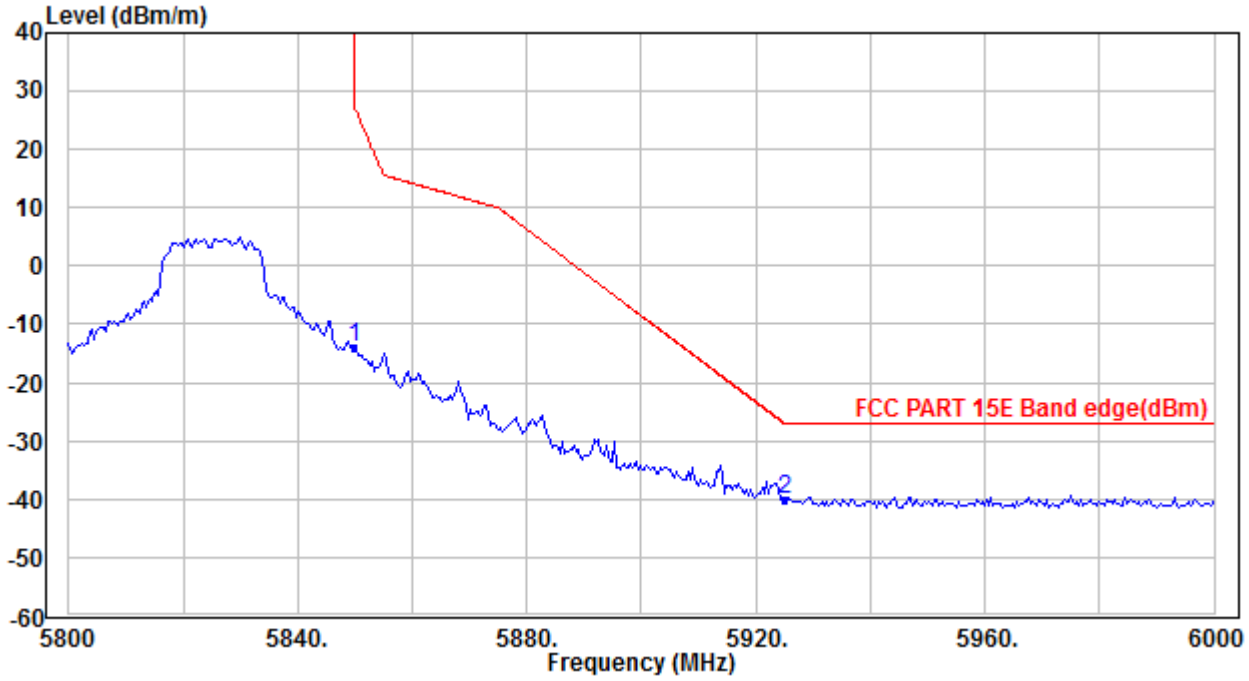

Frequency (MHz)	Peak level (dBm)	Peak Limit (dBm)	Conclusion
5850.0000	-13.87	27.00	Pass
5925.0000	-39.93	-27.00	Pass

SISO_Chain 3_IEEE 802.11a

Test Channel:	Channel 36	Ant. Polar. :	Horizontal

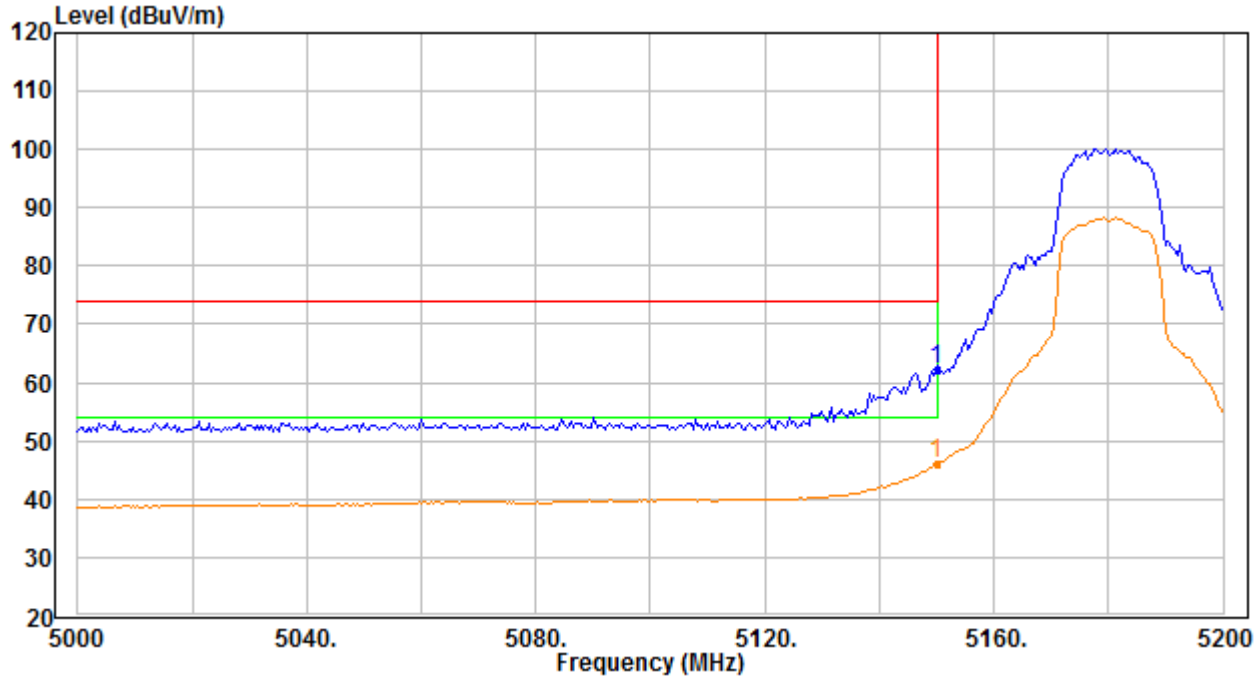

Frequency (MHz)	Peak level (dBuv/m)	Peak Limit (dBuv/m)	AV level (dBuv/m)	AV Limit (dBuv/m)	Conclusion
5150.0000	62.41	74.00	45.97	54.00	Pass

Test Channel:	Channel 36	Ant. Polar. :	Vertical

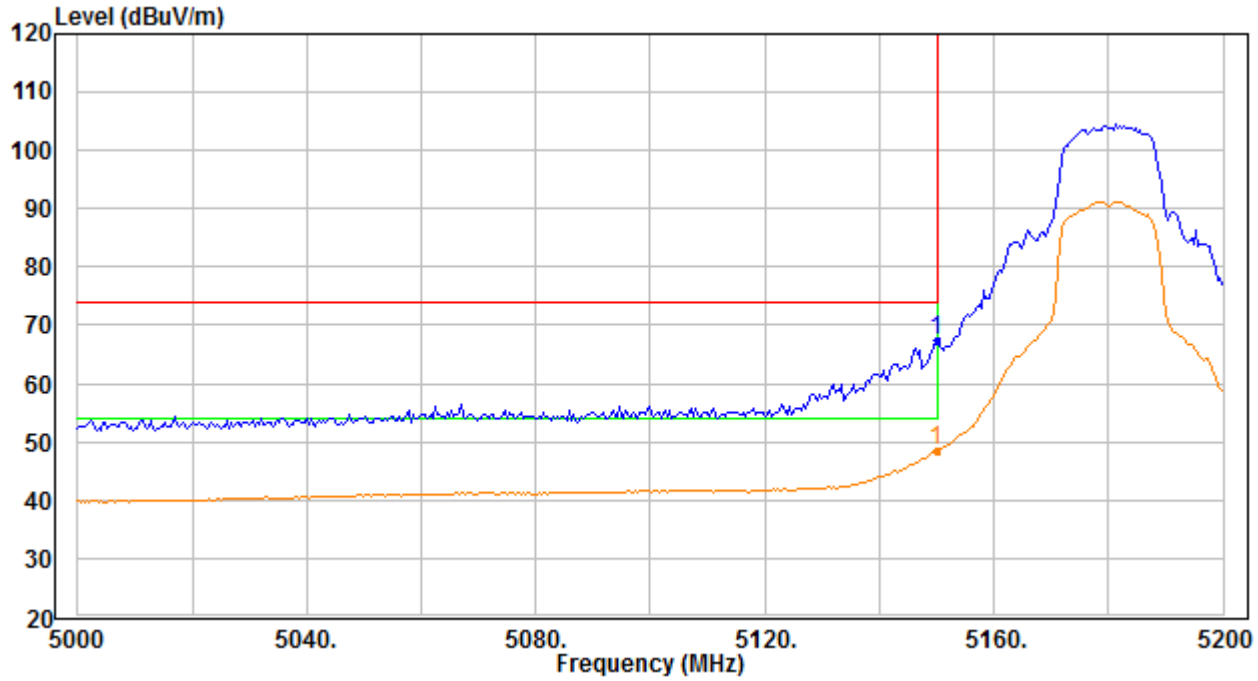

Frequency (MHz)	Peak level (dBuv/m)	Peak Limit (dBuv/m)	AV level (dBuv/m)	AV Limit (dBuv/m)	Conclusion
5150.0000	67.50	74.00	48.37	54.00	Pass

Test Channel:	Channel 64	Ant. Polar. :	Horizontal

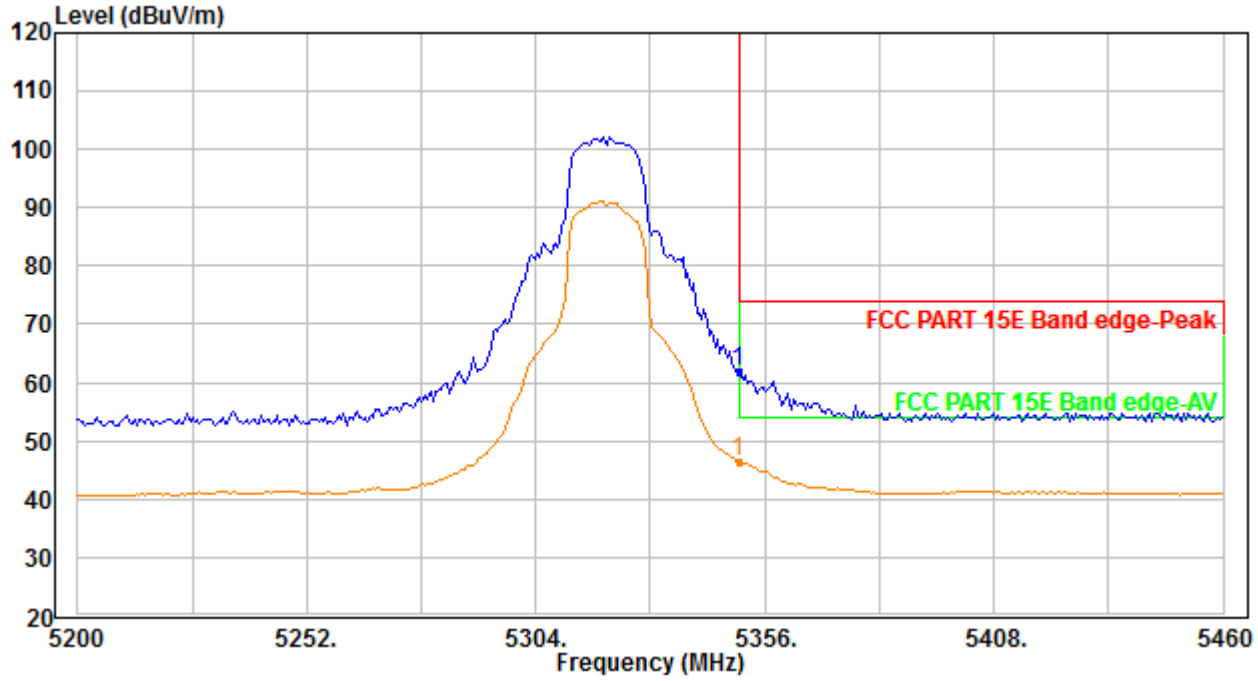

Frequency (MHz)	Peak level (dBuv/m)	Peak Limit (dBuv/m)	AV level (dBuv/m)	AV Limit (dBuv/m)	Conclusion
5350.0000	61.86	74.00	46.46	54.00	Pass

Test Channel:	Channel 64	Ant. Polar. :	Vertical

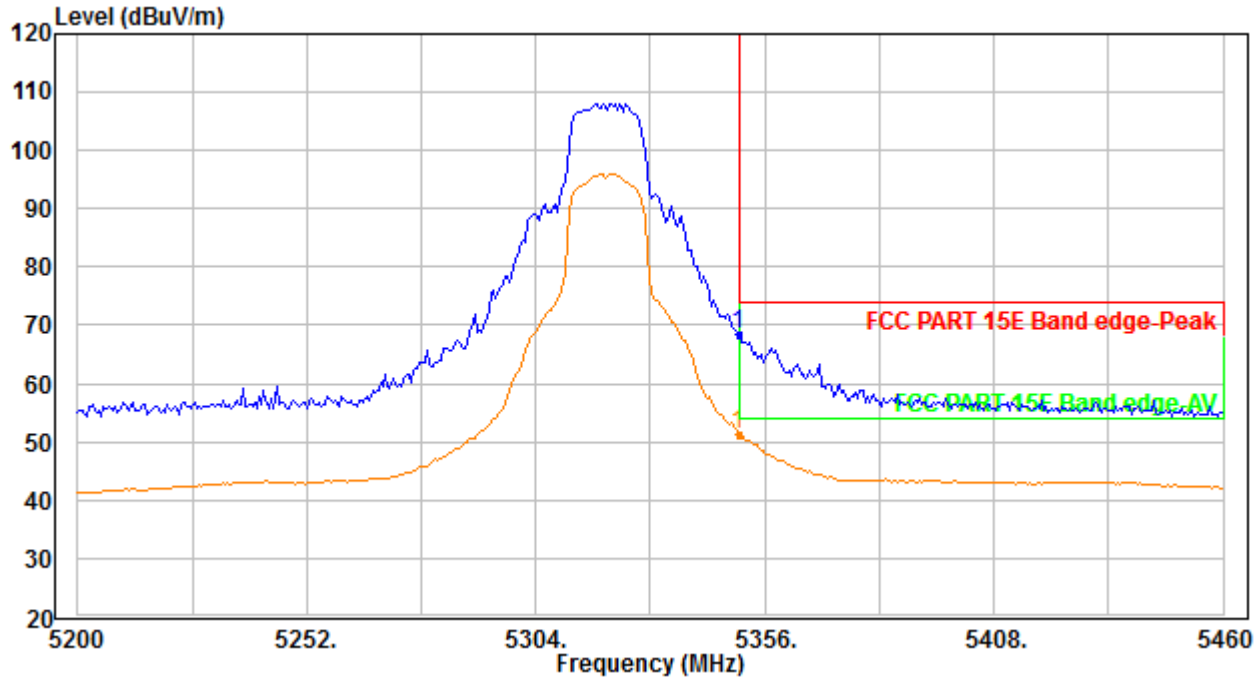

Frequency (MHz)	Peak level (dBuv/m)	Peak Limit (dBuv/m)	AV level (dBuv/m)	AV Limit (dBuv/m)	Conclusion
5350.0000	68.30	74.00	51.44	54.00	Pass

Test Channel:	Channel 100	Ant. Polar. :	Horizontal

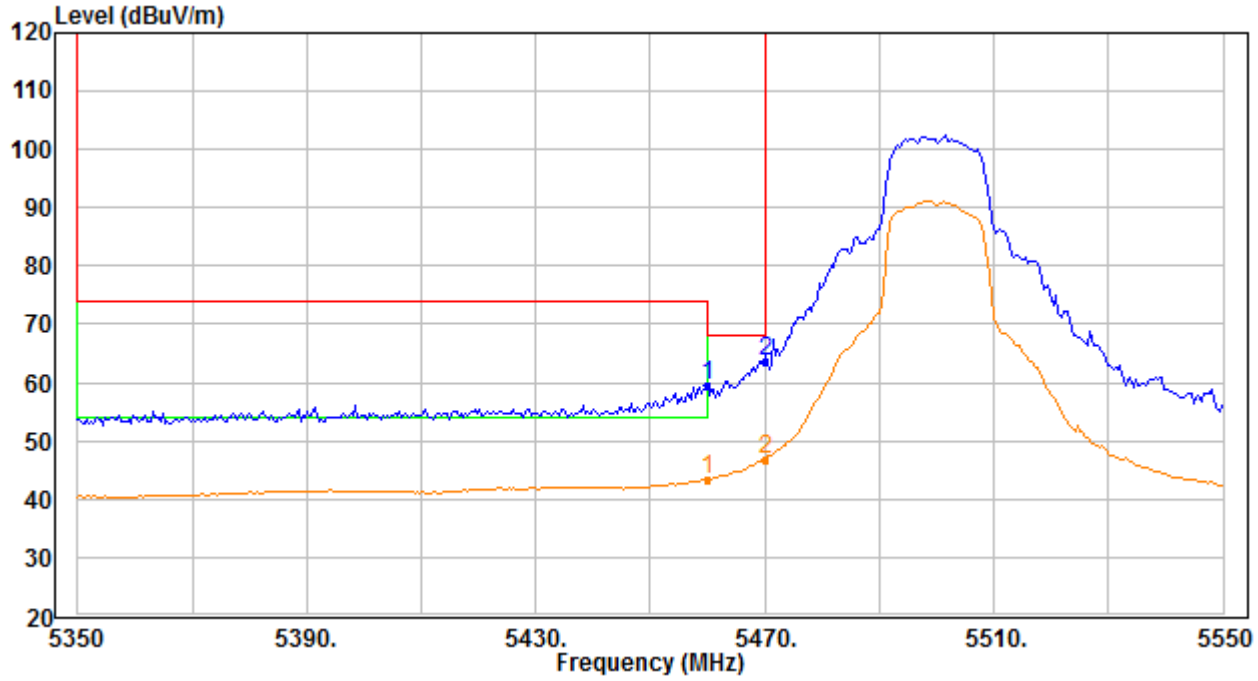

Frequency (MHz)	Peak level (dBuv/m)	Peak Limit (dBuv/m)	AV level (dBuv/m)	AV Limit (dBuv/m)	Conclusion
5460.0000	62.09	68.20	45.76	54.00	Pass
5470.0000	66.39	68.20	49.26	54.00	Pass

Test Channel:	Channel 100	Ant. Polar. :	Vertical

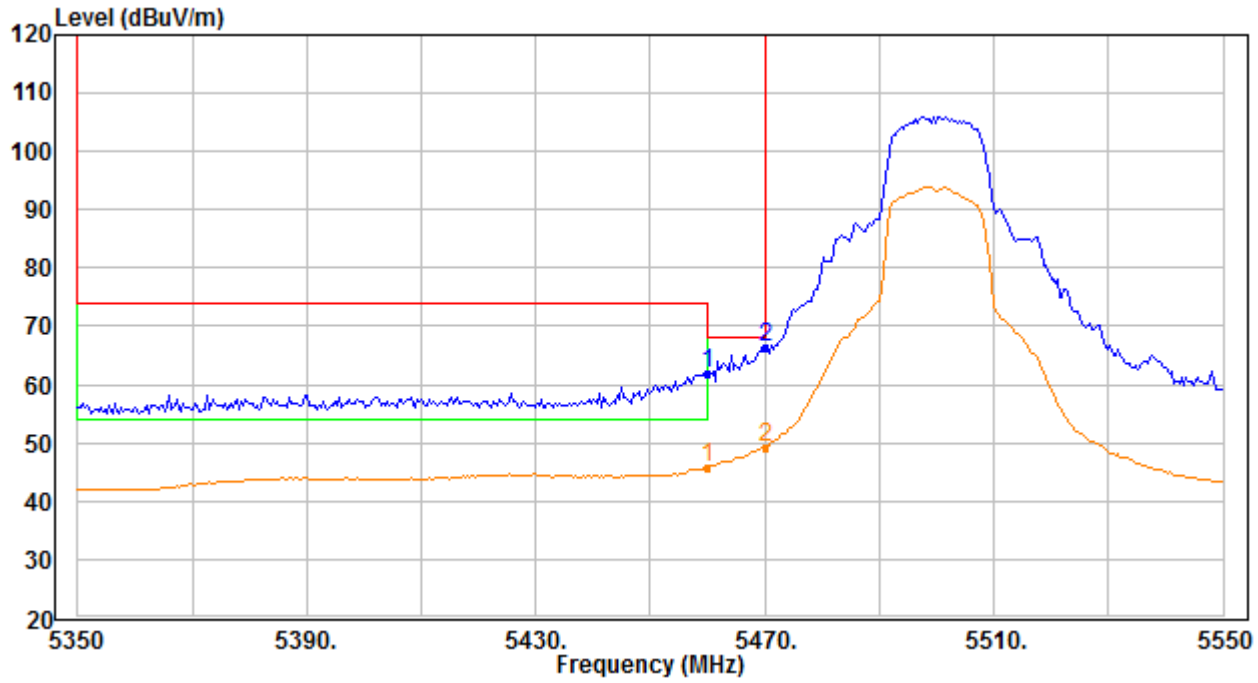

Frequency (MHz)	Peak level (dBuv/m)	Peak Limit (dBuv/m)	AV level (dBuv/m)	AV Limit (dBuv/m)	Conclusion
5460.0000	59.64	68.20	43.52	54.00	Pass
5470.0000	63.53	68.20	46.77	54.00	Pass

Test Channel:	Channel 140	Ant. Polar. :	Horizontal

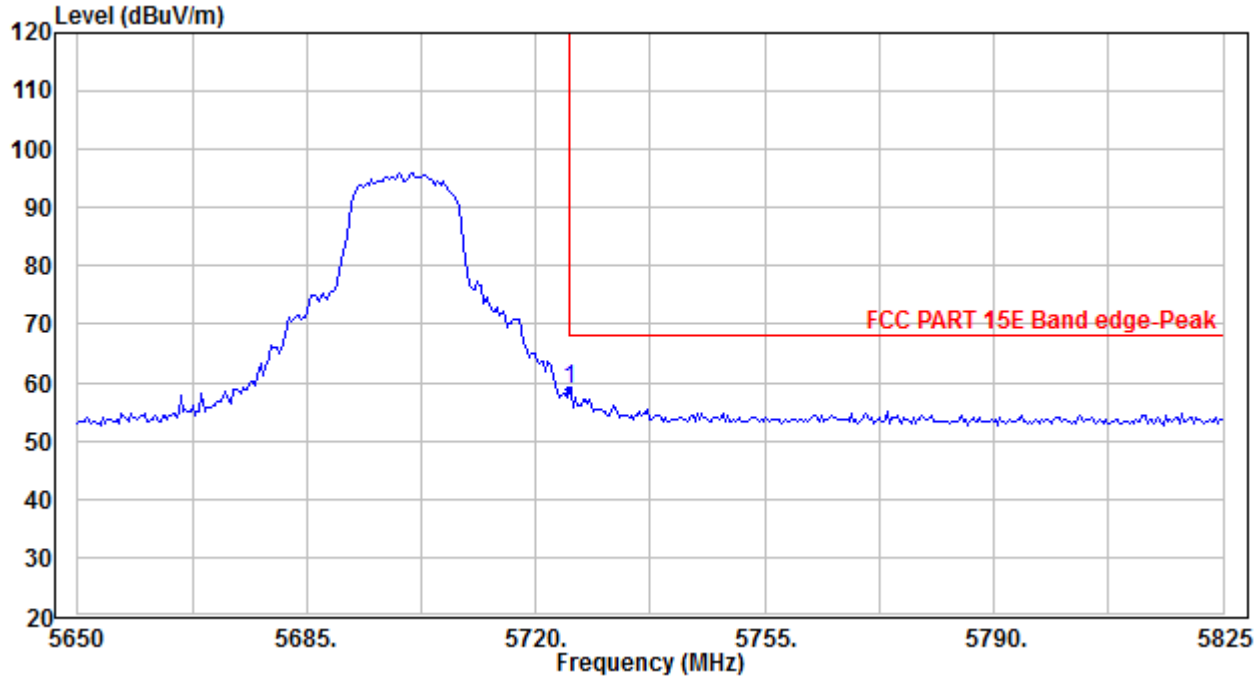

Frequency (MHz)	Peak level (dBuv/m)	Peak Limit (dBuv/m)	Conclusion
5725.0000	58.83	68.20	Pass

Test Channel:	Channel 140	Ant. Polar. :	Vertical

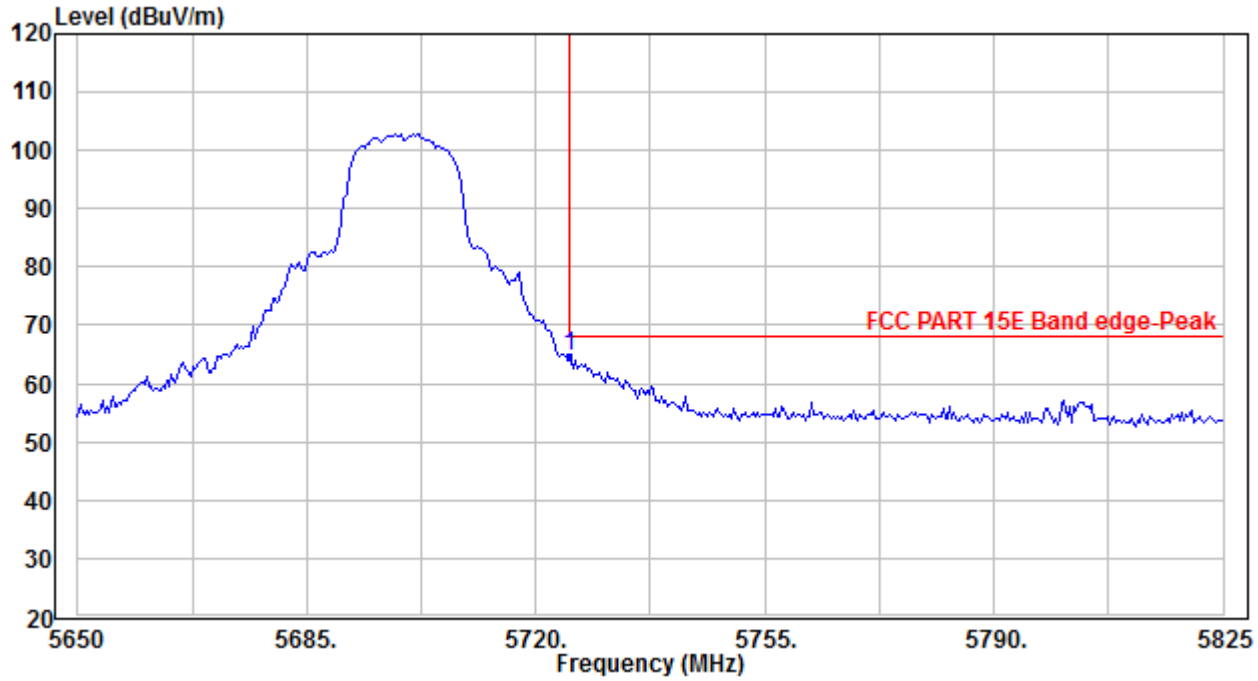

Frequency (MHz)	Peak level (dBuv/m)	Peak Limit (dBuv/m)	Conclusion
5725.0000	64.54	68.20	Pass

Test Channel:	Channel 149	Ant. Polar. :	Horizontal

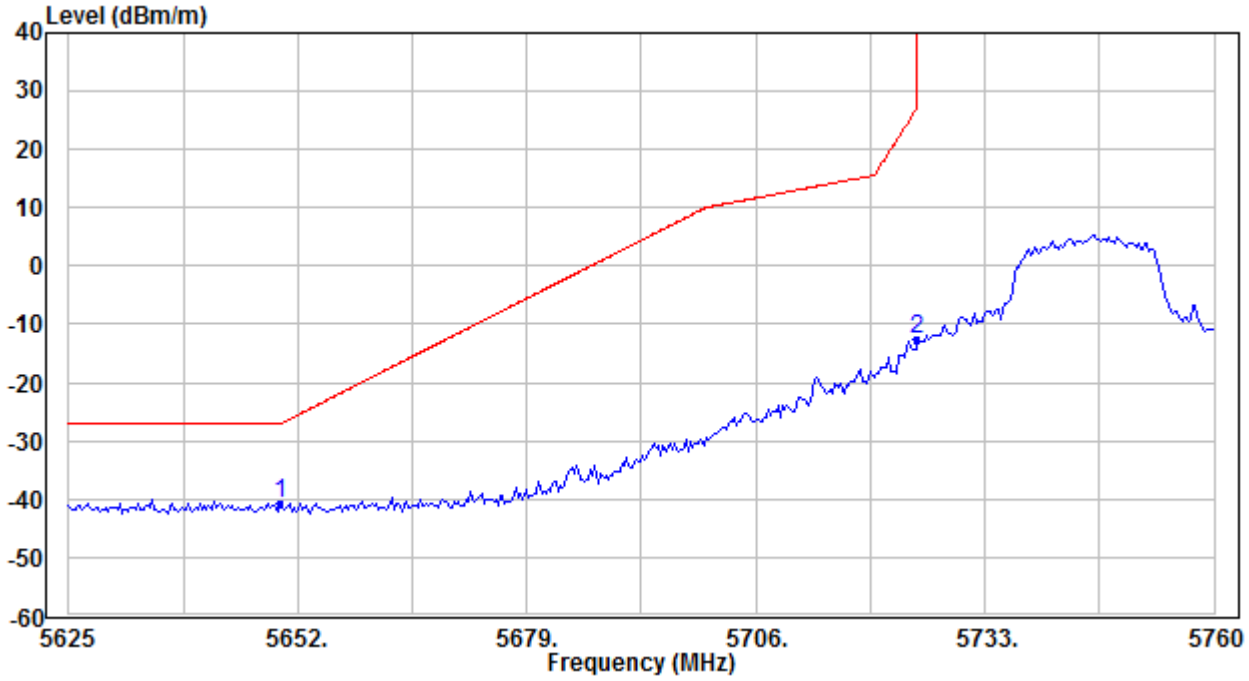

Frequency (MHz)	Peak level (dBm)	Peak Limit (dBm)	Conclusion
5650.0000	-40.76	-27.00	Pass
5725.0000	-12.46	27.00	Pass

Test Channel:	Channel 149	Ant. Polar. :	Vertical

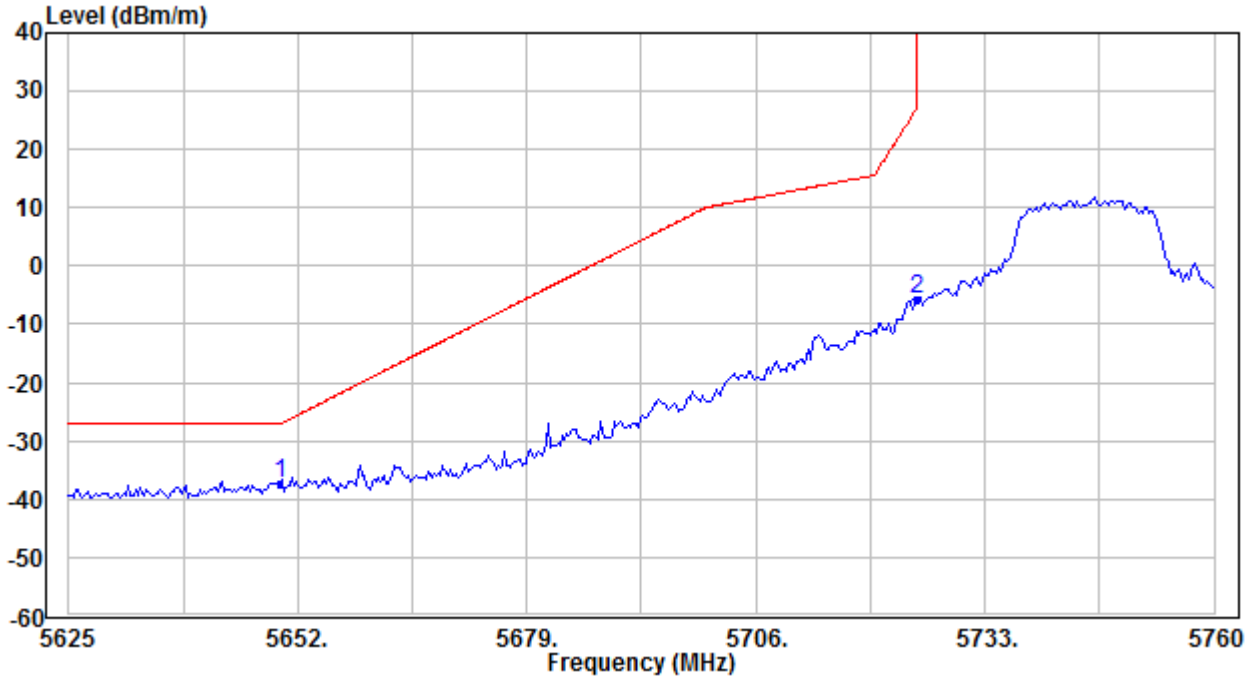

Frequency (MHz)	Peak level (dBm)	Peak Limit (dBm)	Conclusion
5650.0000	-37.32	-27.00	Pass
5725.0000	-5.54	27.00	Pass

Test Channel:	Channel 165	Ant. Polar. :	Horizontal

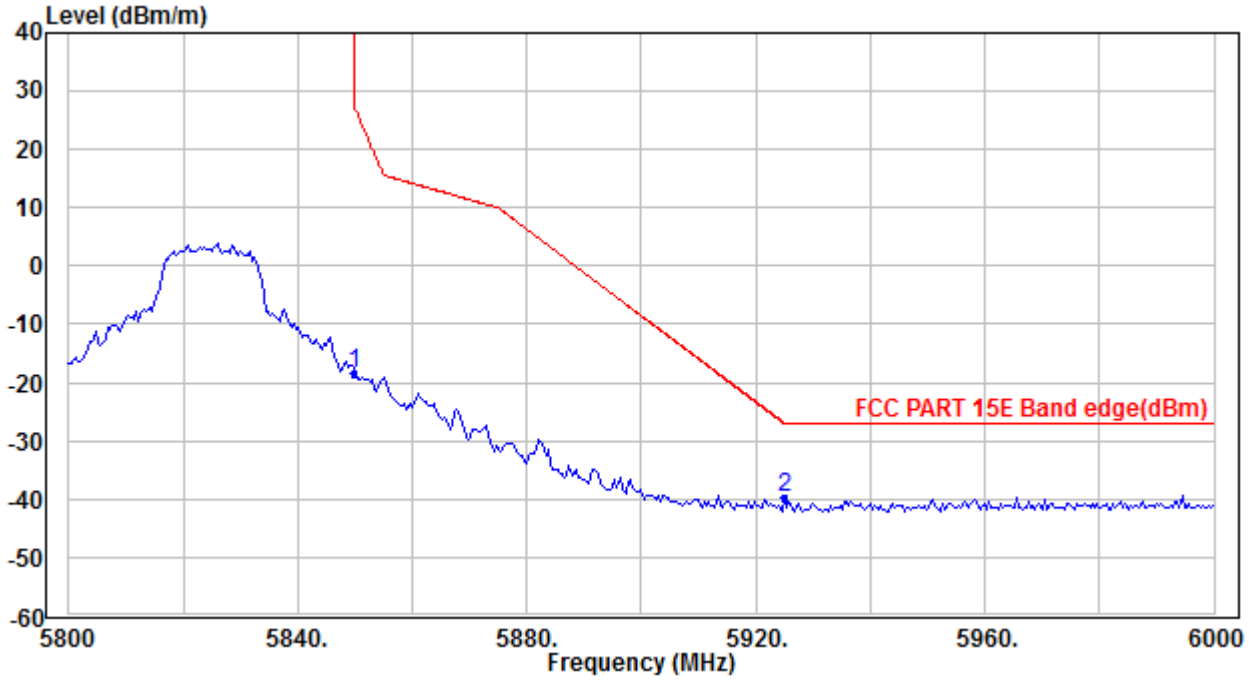

Frequency (MHz)	Peak level (dBm)	Peak Limit (dBm)	Conclusion
5850.0000	-18.38	27.00	Pass
5925.0000	-39.75	-27.00	Pass

Test Channel:	Channel 165	Ant. Polar. :	Vertical

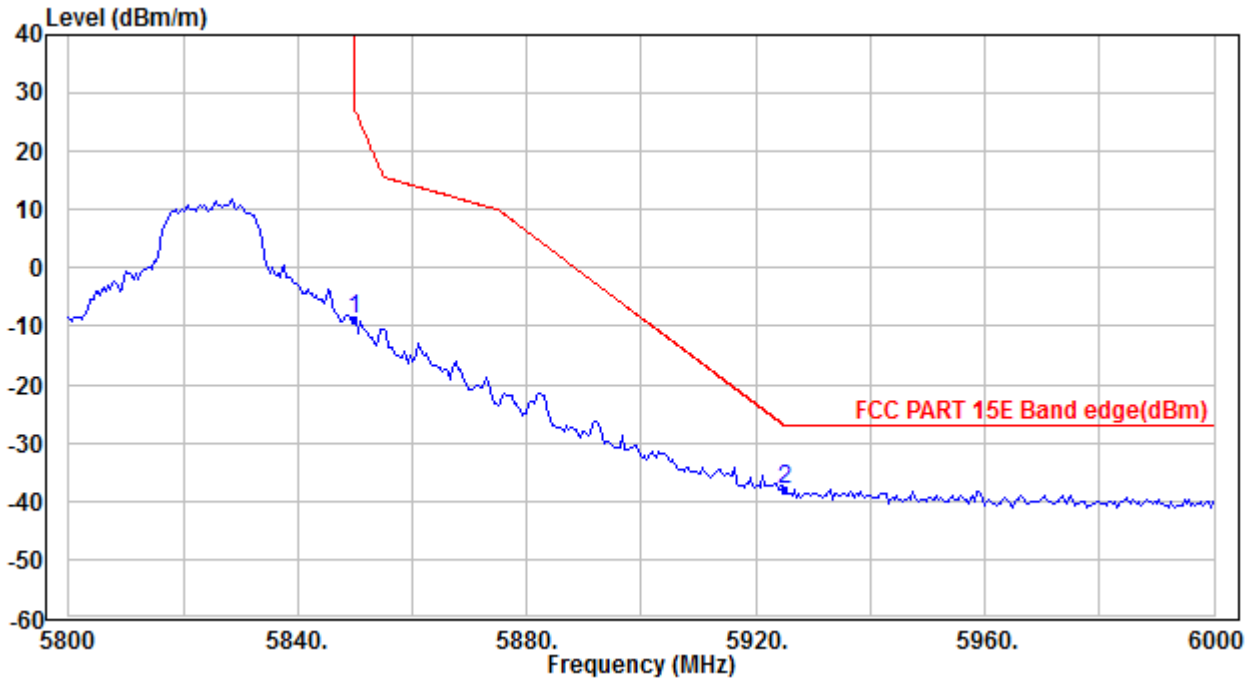

Frequency (MHz)	Peak level (dBm)	Peak Limit (dBm)	Conclusion
5850.0000	-8.89	27.00	Pass
5925.0000	-38.04	-27.00	Pass

MIMO_Chain 0+1_IEEE 802.11n-HT20

Test Channel:	Channel 36	Ant. Polar. :	Horizontal

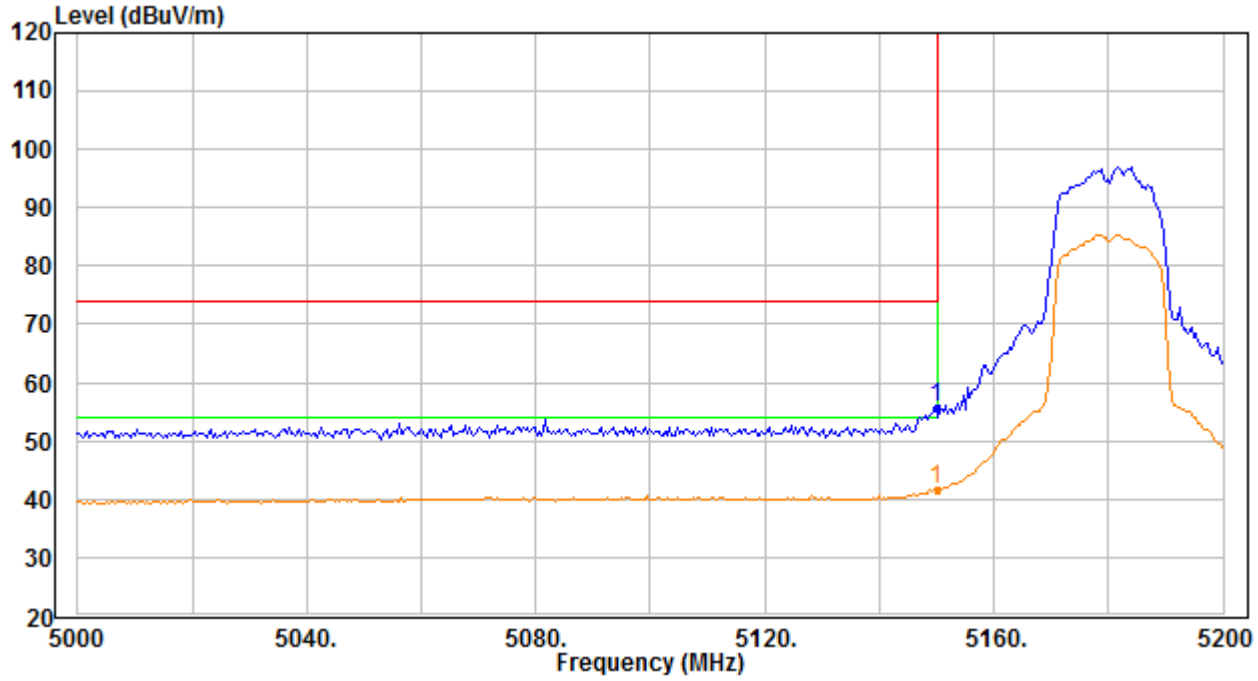

Frequency (MHz)	Peak level (dBuv/m)	Peak Limit (dBuv/m)	AV level (dBuv/m)	AV Limit (dBuv/m)	Conclusion
5150.0000	55.59	74.00	41.54	54.00	Pass

Test Channel:	Channel 36	Ant. Polar. :	Vertical

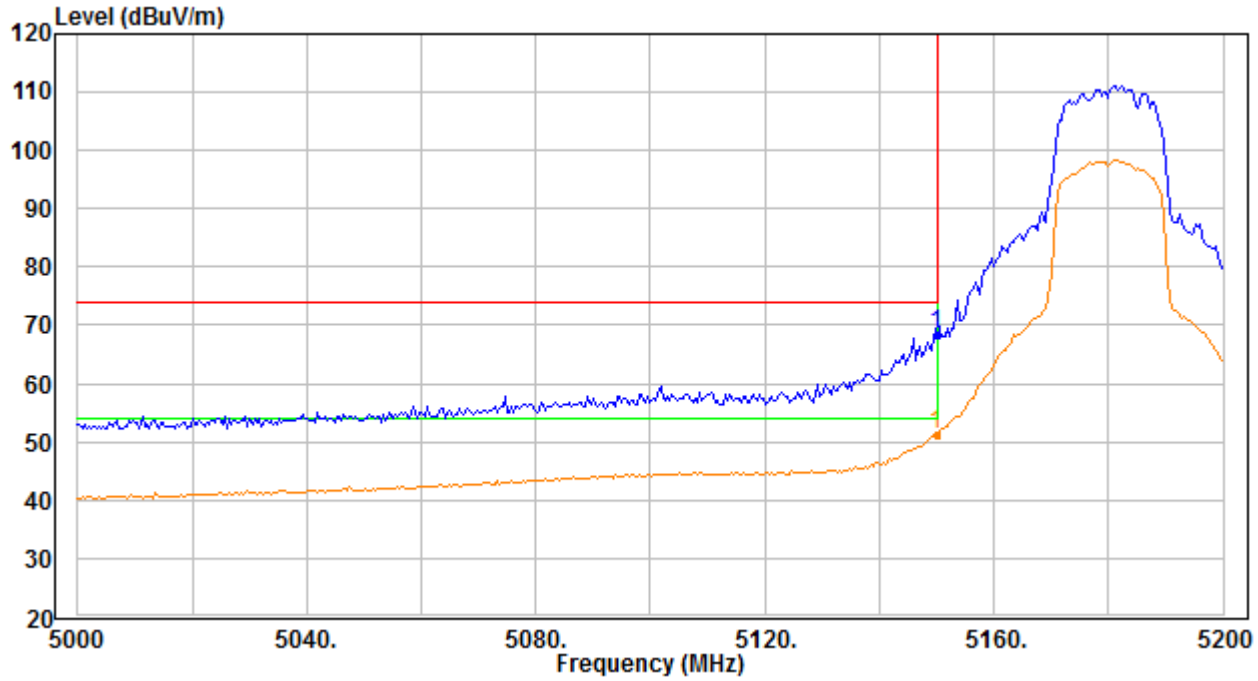

Frequency (MHz)	Peak level (dBuv/m)	Peak Limit (dBuv/m)	AV level (dBuv/m)	AV Limit (dBuv/m)	Conclusion
5150.0000	68.51	74.00	51.38	54.00	Pass

Test Channel:	Channel 64	Ant. Polar. :	Horizontal

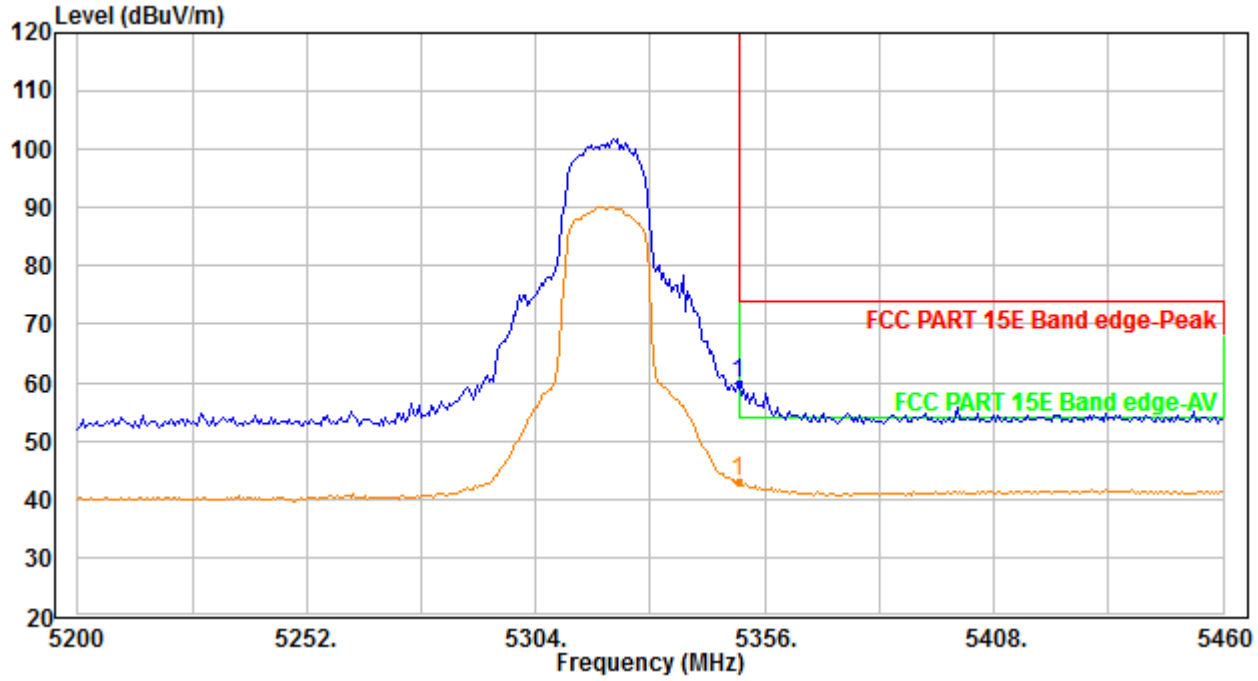

Frequency (MHz)	Peak level (dBuv/m)	Peak Limit (dBuv/m)	AV level (dBuv/m)	AV Limit (dBuv/m)	Conclusion
5350.0000	59.74	74.00	42.93	54.00	Pass

Test Channel:	Channel 64	Ant. Polar. :	Vertical

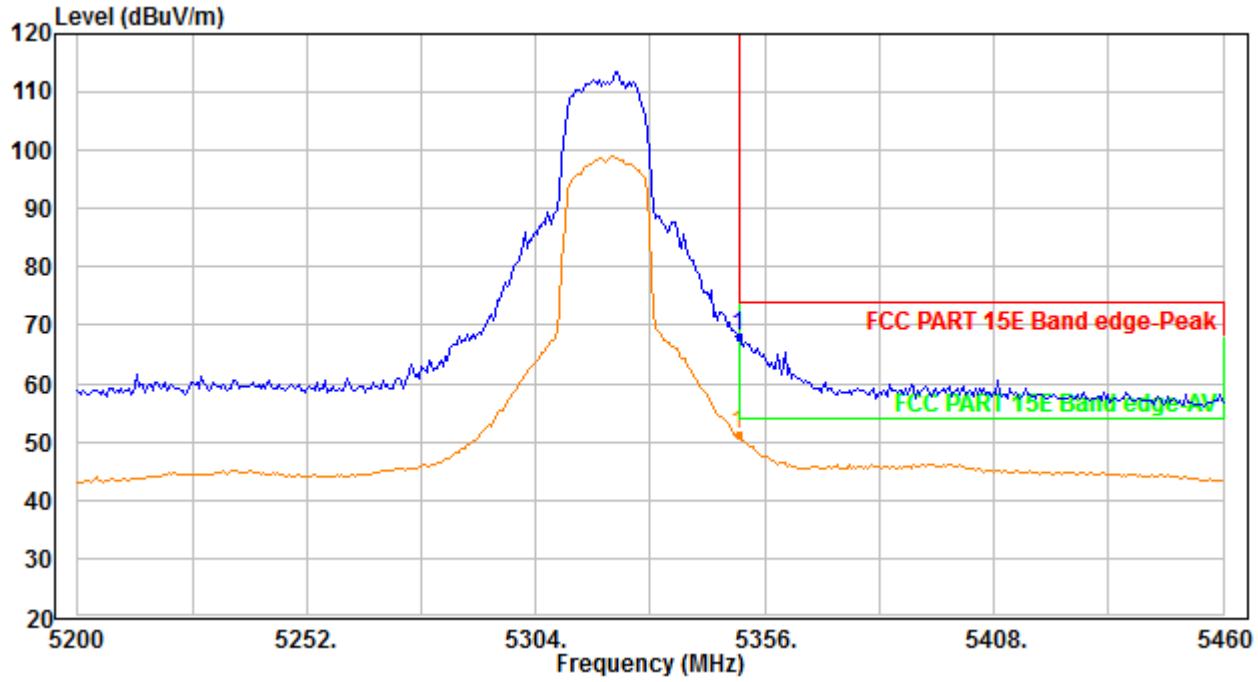

Frequency (MHz)	Peak level (dBuv/m)	Peak Limit (dBuv/m)	AV level (dBuv/m)	AV Limit (dBuv/m)	Conclusion
5350.0000	68.19	74.00	51.15	54.00	Pass

Test Channel:	Channel 100	Ant. Polar. :	Horizontal

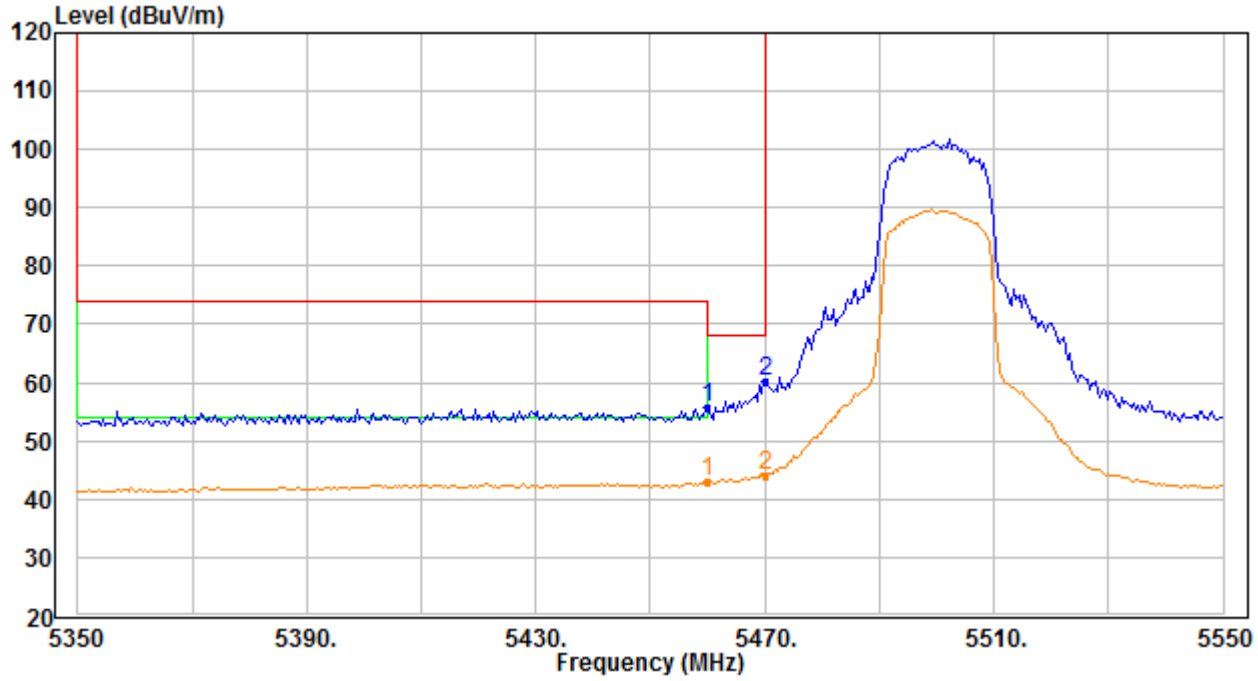

Frequency (MHz)	Peak level (dBuv/m)	Peak Limit (dBuv/m)	AV level (dBuv/m)	AV Limit (dBuv/m)	Conclusion
5460.0000	55.77	68.20	42.96	54.00	Pass
5470.0000	60.23	68.20	44.11	54.00	Pass

Test Channel:	Channel 100	Ant. Polar. :	Vertical

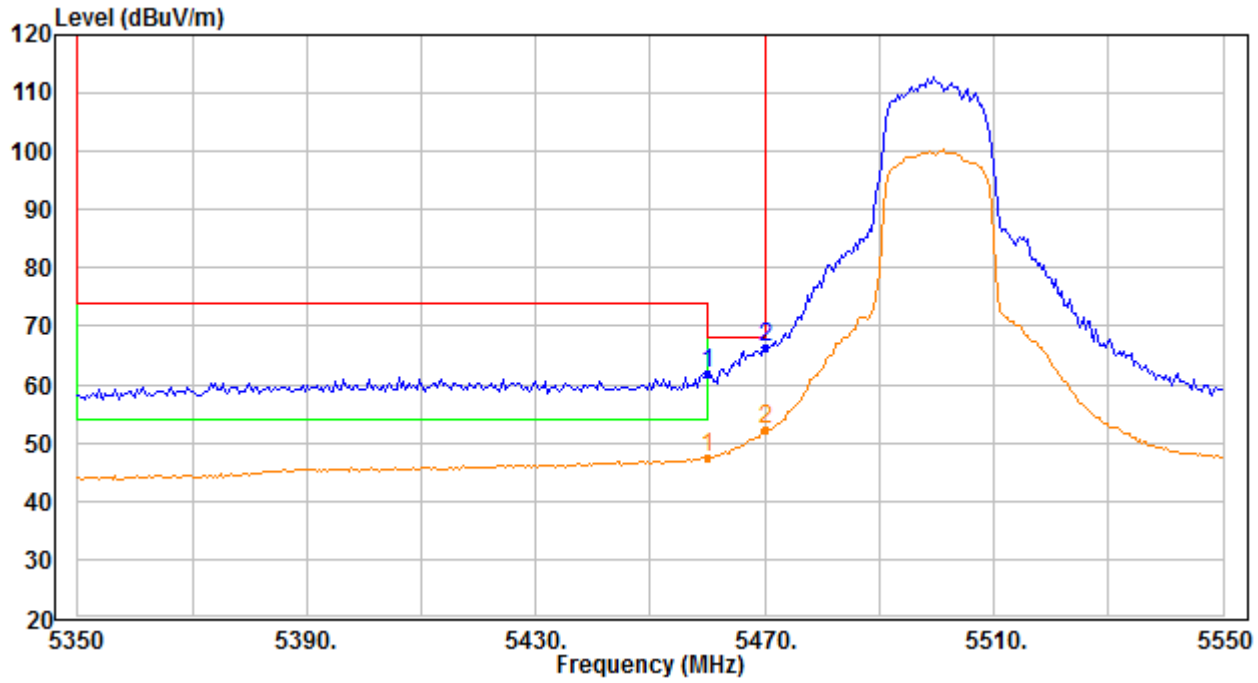

Frequency (MHz)	Peak level (dBuv/m)	Peak Limit (dBuv/m)	AV level (dBuv/m)	AV Limit (dBuv/m)	Conclusion
5460.0000	61.77	68.20	47.59	54.00	Pass
5470.0000	66.38	68.20	52.31	--	Pass

Test Channel:	Channel 140	Ant. Polar. :	Horizontal

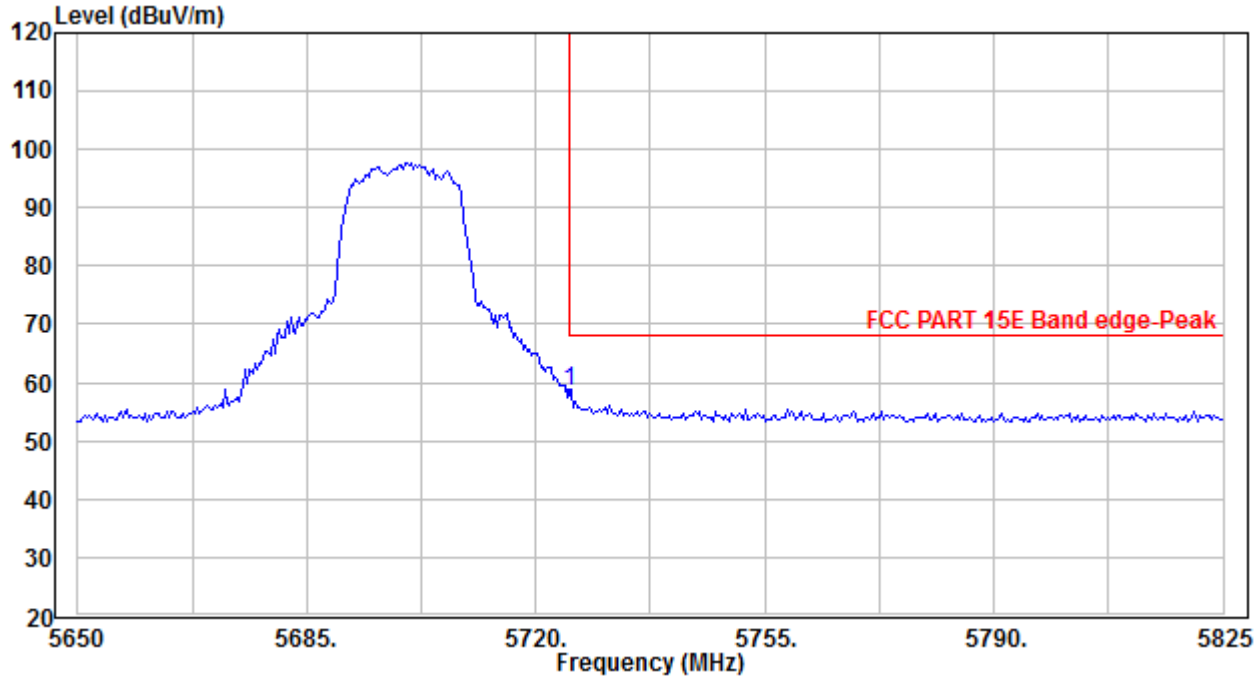

Frequency (MHz)	Peak level (dBuv/m)	Peak Limit (dBuv/m)	Conclusion
5725.0000	58.41	68.20	Pass

Test Channel:	Channel 140	Ant. Polar. :	Vertical

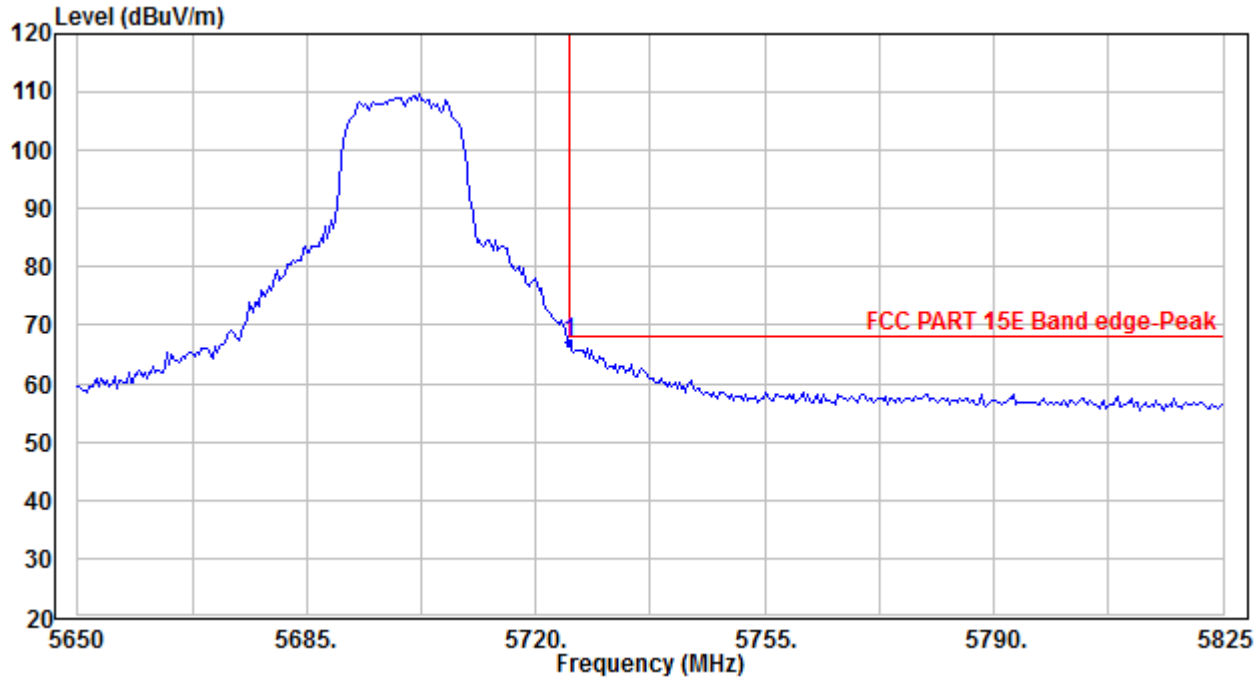

Frequency (MHz)	Peak level (dBuv/m)	Peak Limit (dBuv/m)	Conclusion
5725.0000	67.04	68.20	Pass

Test Channel:	Channel 149	Ant. Polar. :	Horizontal

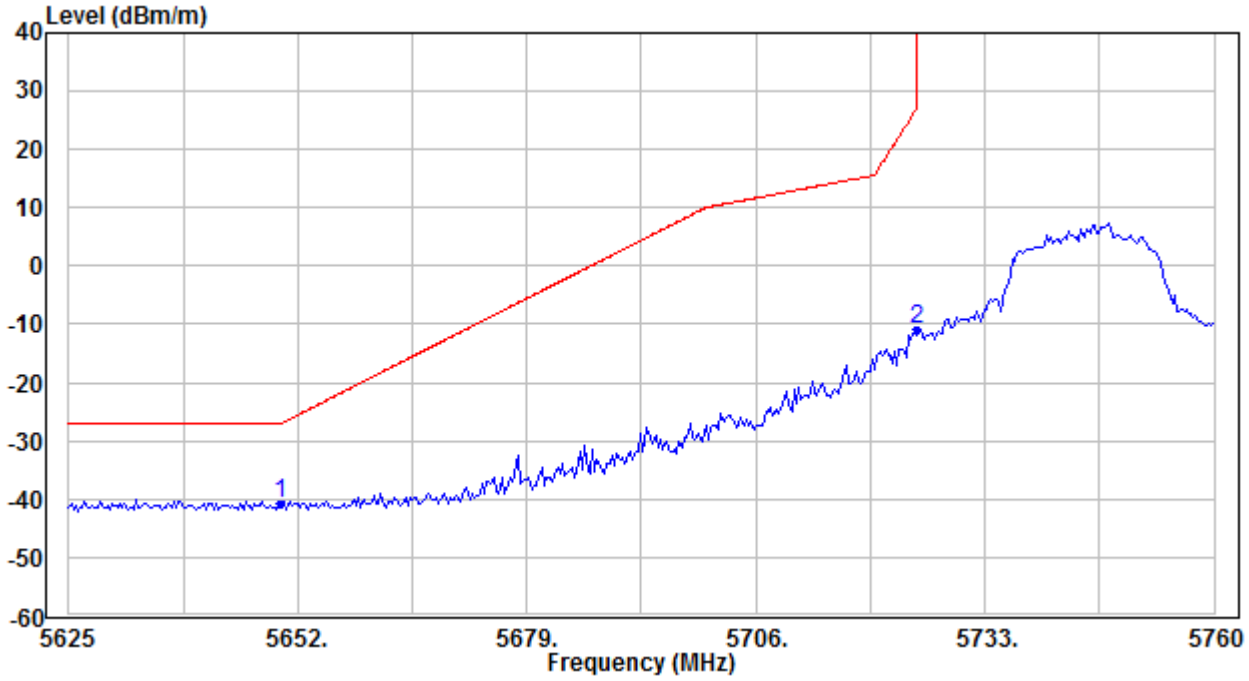

Frequency (MHz)	Peak level (dBm)	Peak Limit (dBm)	Conclusion
5650.0000	-40.76	-27.00	Pass
5725.0000	-10.76	27.00	Pass

Test Channel:	Channel 149	Ant. Polar. :	Vertical

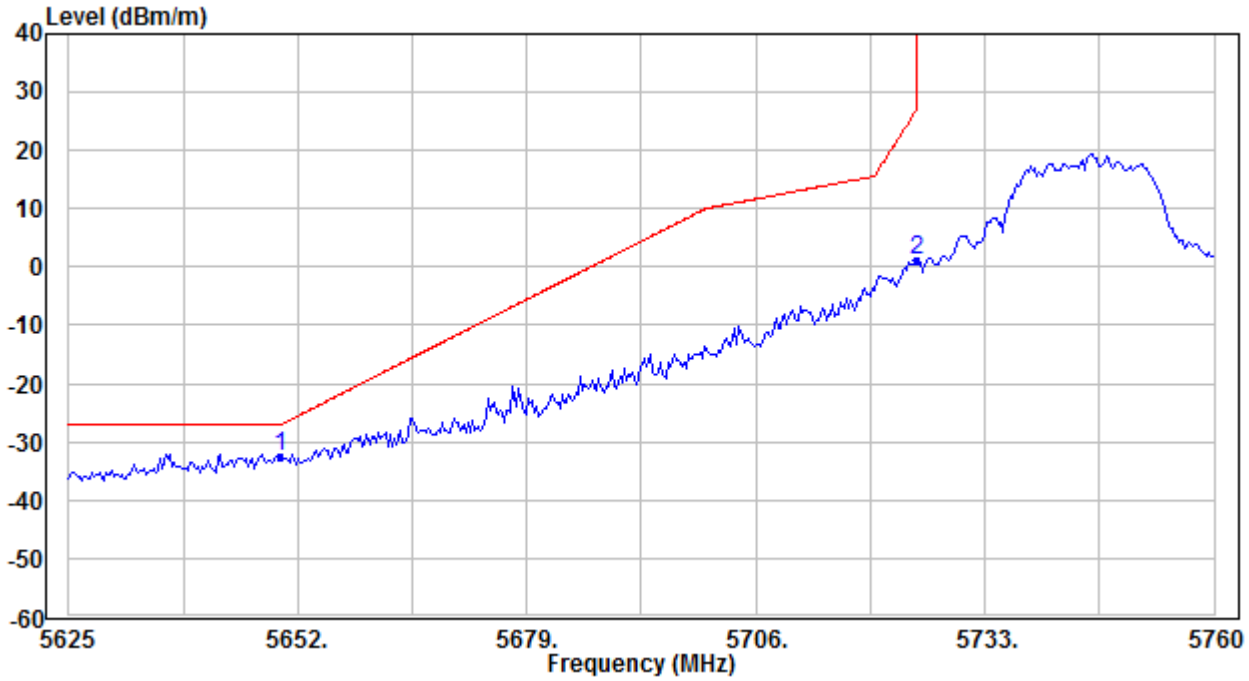

Frequency (MHz)	Peak level (dBm)	Peak Limit (dBm)	Conclusion
5650.0000	-32.49	-27.00	Pass
5725.0000	1.32	27.00	Pass

Test Channel:	Channel 165	Ant. Polar. :	Horizontal

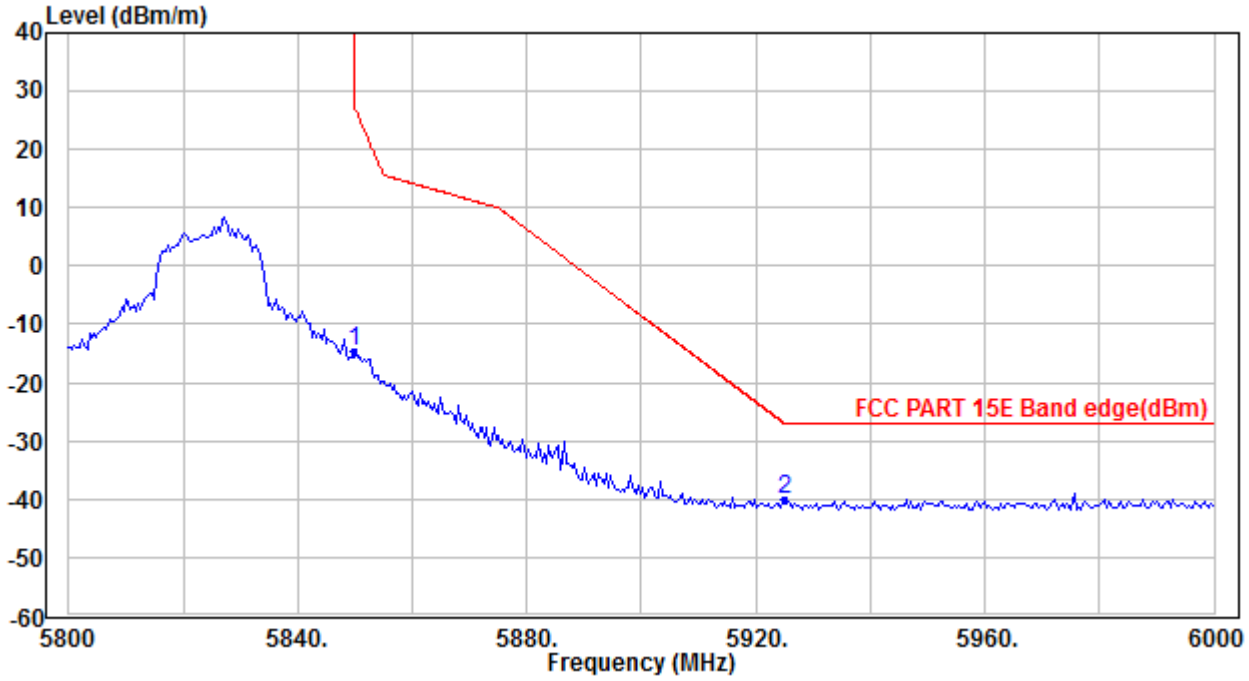

Frequency (MHz)	Peak level (dBm)	Peak Limit (dBm)	Conclusion
5850.0000	-14.64	27.00	Pass
5925.0000	-39.94	-27.00	Pass

Test Channel:	Channel 165	Ant. Polar. :	Vertical

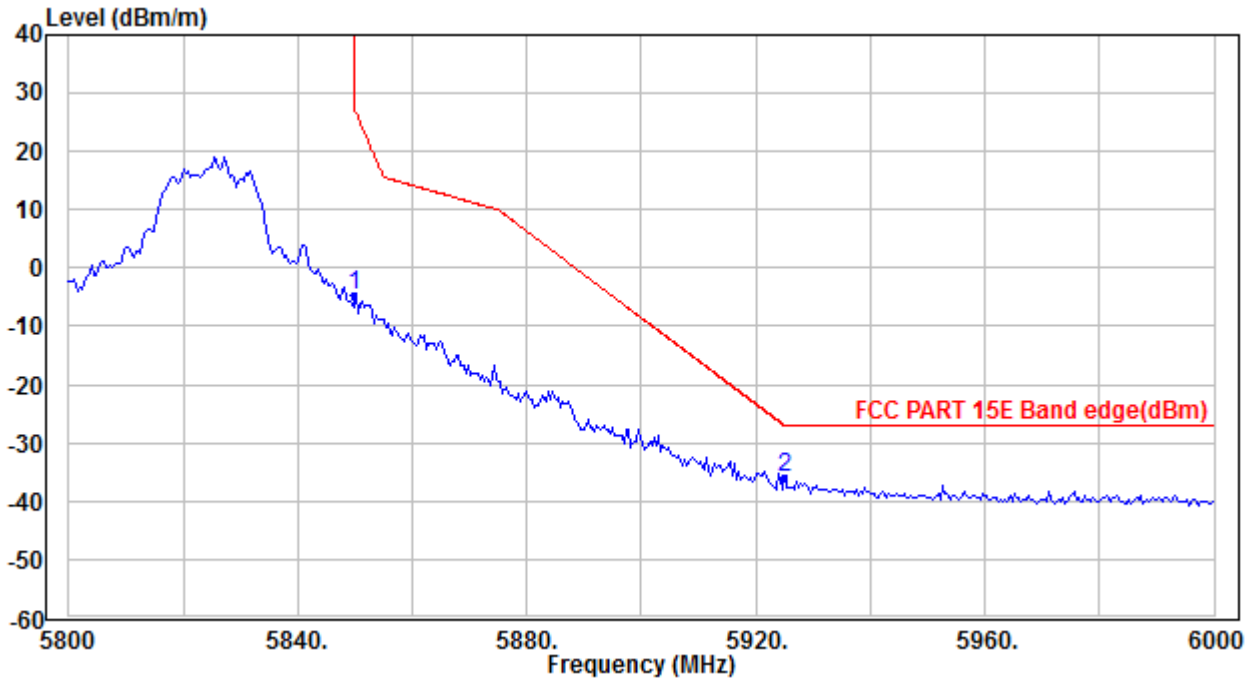

Frequency (MHz)	Peak level (dBm)	Peak Limit (dBm)	Conclusion
5850.0000	-4.55	27.00	Pass
5925.0000	-35.88	-27.00	Pass

MIMO_Chain 0+1_IEEE 802.11n-HT40

Test Channel:	Channel 38	Ant. Polar. :	Horizontal

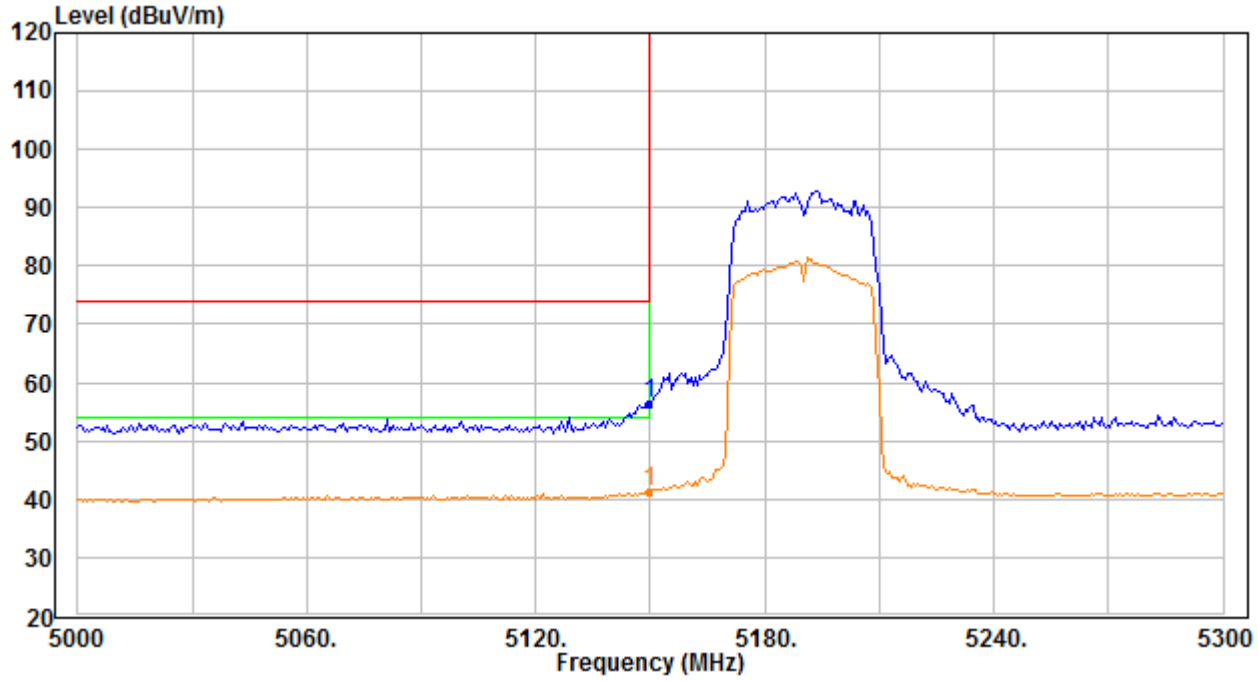

Frequency (MHz)	Peak level (dBuv/m)	Peak Limit (dBuv/m)	AV level (dBuv/m)	AV Limit (dBuv/m)	Conclusion
5150.0000	56.37	74.00	41.45	54.00	Pass

Test Channel:	Channel 38	Ant. Polar. :	Vertical

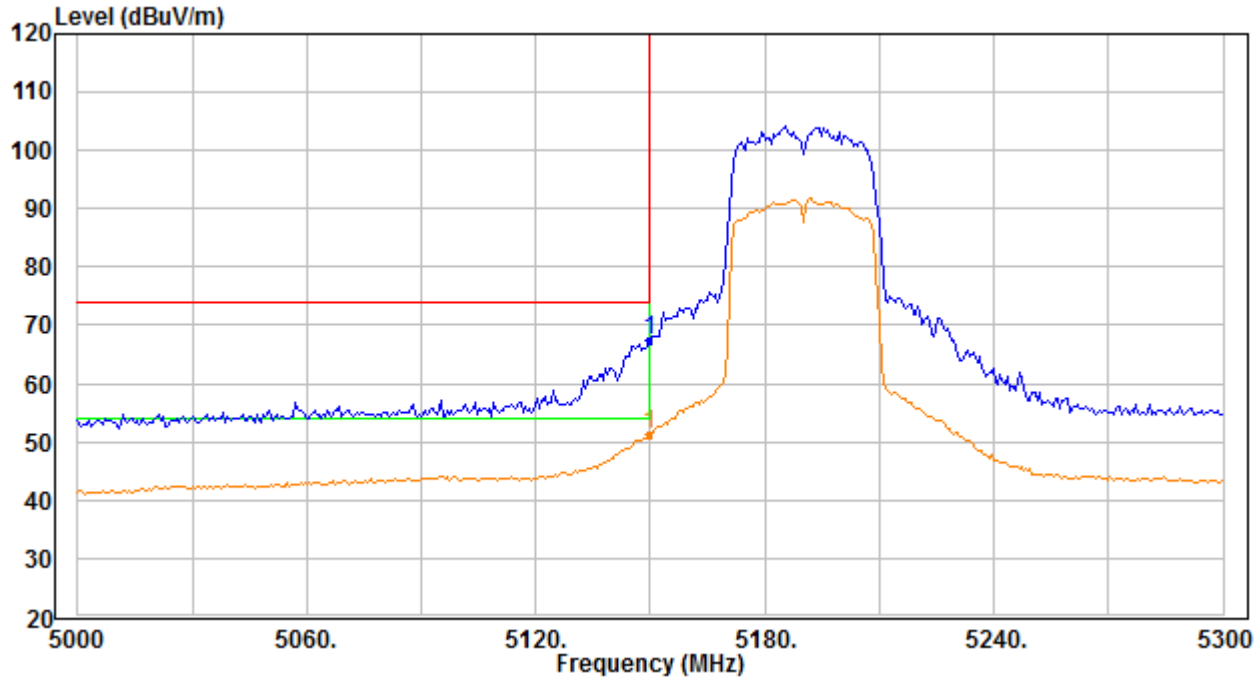

Frequency (MHz)	Peak level (dBuv/m)	Peak Limit (dBuv/m)	AV level (dBuv/m)	AV Limit (dBuv/m)	Conclusion
5150.0000	67.57	74.00	51.20	54.00	Pass

Test Channel:	Channel 62	Ant. Polar. :	Horizontal

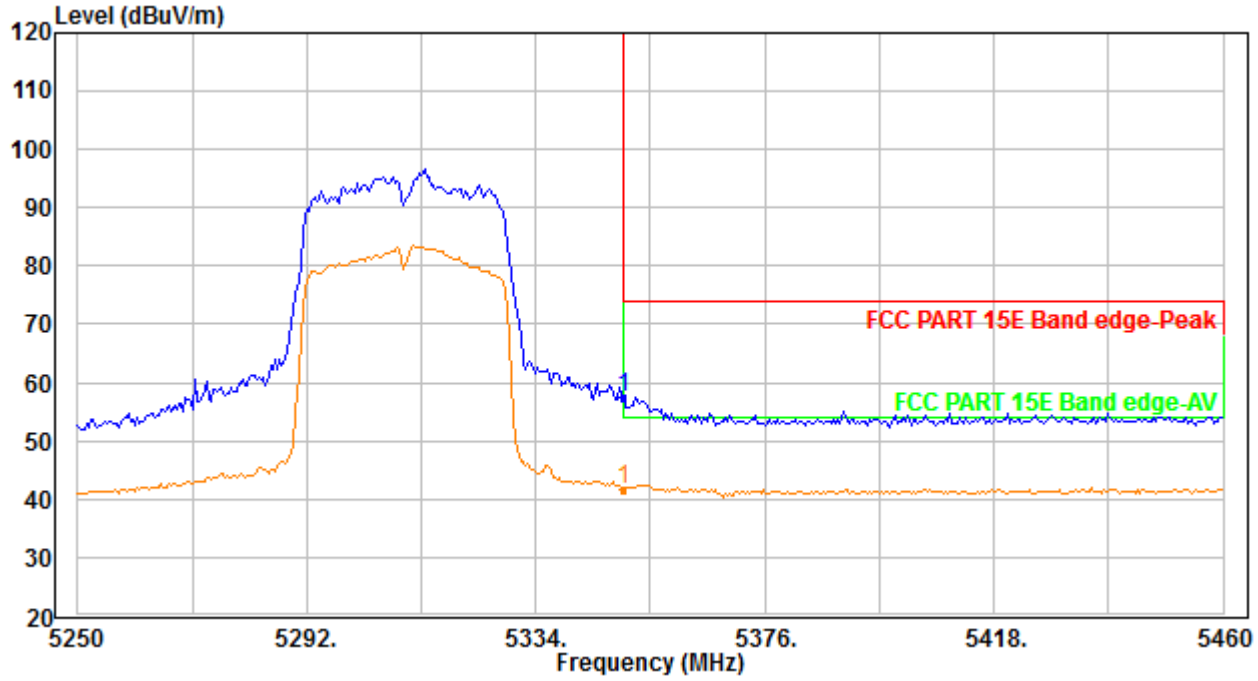

Frequency (MHz)	Peak level (dBuv/m)	Peak Limit (dBuv/m)	AV level (dBuv/m)	AV Limit (dBuv/m)	Conclusion
5350.0000	57.34	74.00	41.80	54.00	Pass

Test Channel:	Channel 62	Ant. Polar. :	Vertical

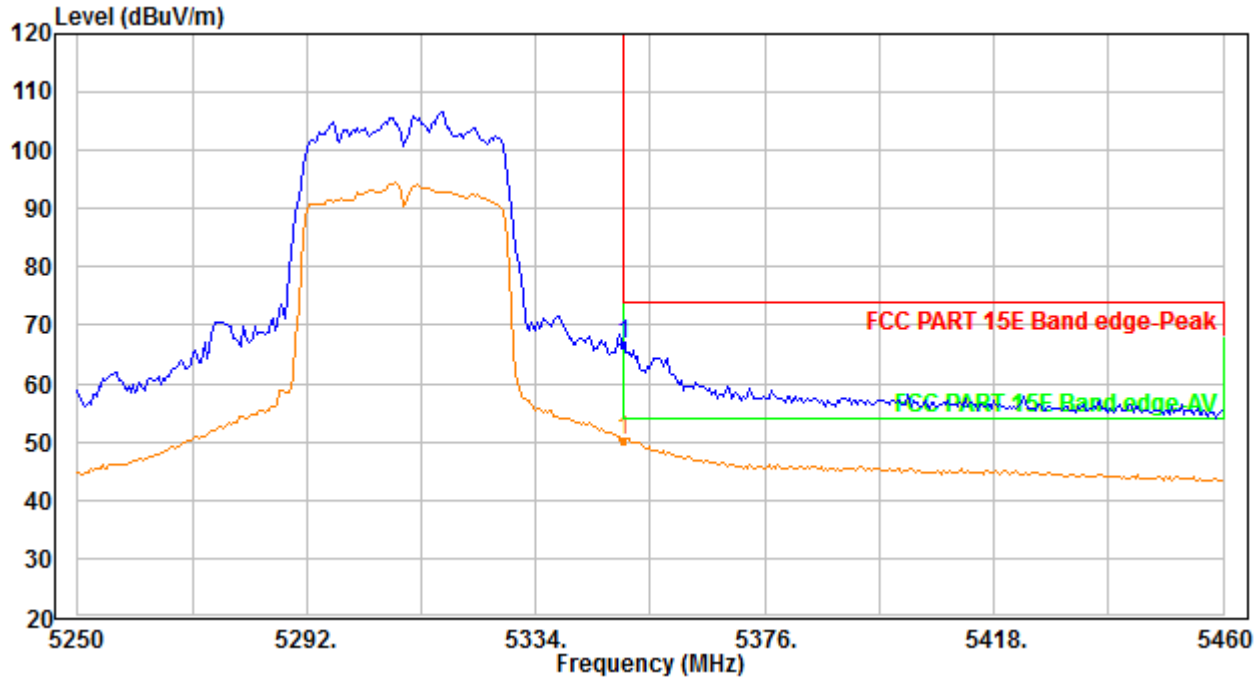

Frequency (MHz)	Peak level (dBuv/m)	Peak Limit (dBuv/m)	AV level (dBuv/m)	AV Limit (dBuv/m)	Conclusion
5350.0000	66.62	74.00	50.33	54.00	Pass

Test Channel:	Channel 102	Ant. Polar. :	Horizontal

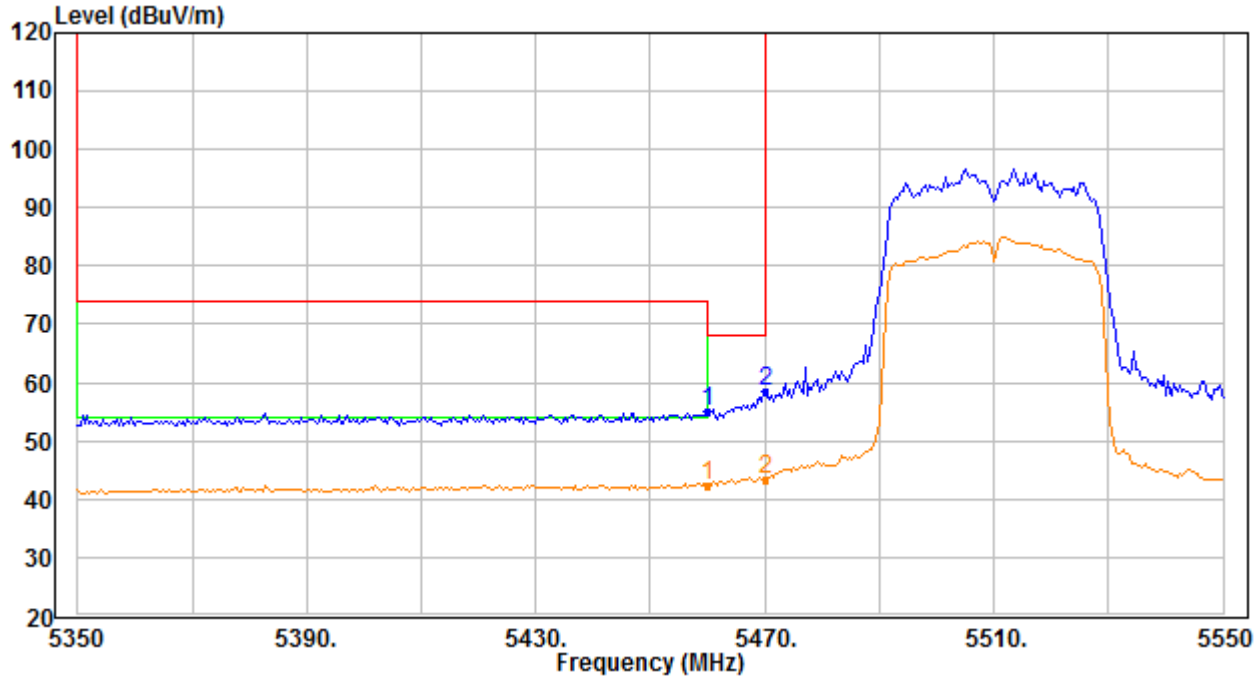

Frequency (MHz)	Peak level (dBuv/m)	Peak Limit (dBuv/m)	AV level (dBuv/m)	AV Limit (dBuv/m)	Conclusion
5460.0000	54.92	74.00	42.45	54.00	Pass
5470.0000	58.37	68.20	43.42	54.00	Pass

Test Channel:	Channel 102	Ant. Polar. :	Vertical

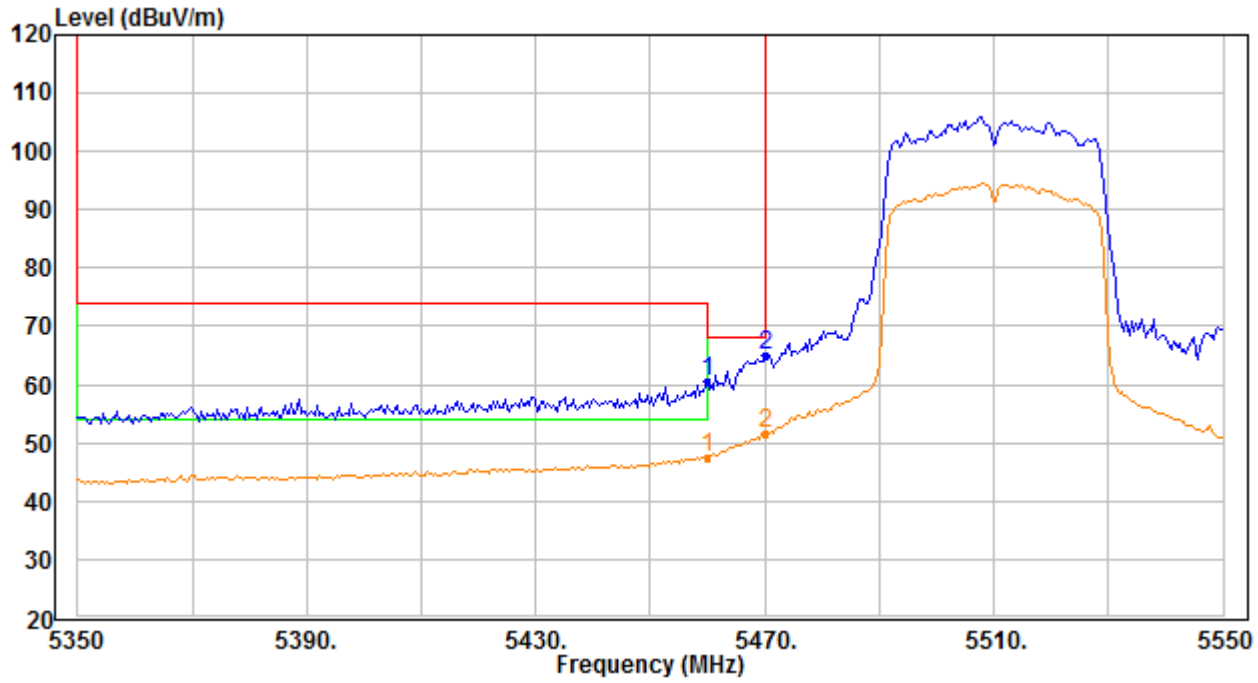

Frequency (MHz)	Peak level (dBuv/m)	Peak Limit (dBuv/m)	AV level (dBuv/m)	AV Limit (dBuv/m)	Conclusion
5460.0000	60.48	74.00	47.52	54.00	Pass
5470.0000	64.94	68.20	51.60	54.00	Pass

Test Channel:	Channel 134	Ant. Polar. :	Horizontal

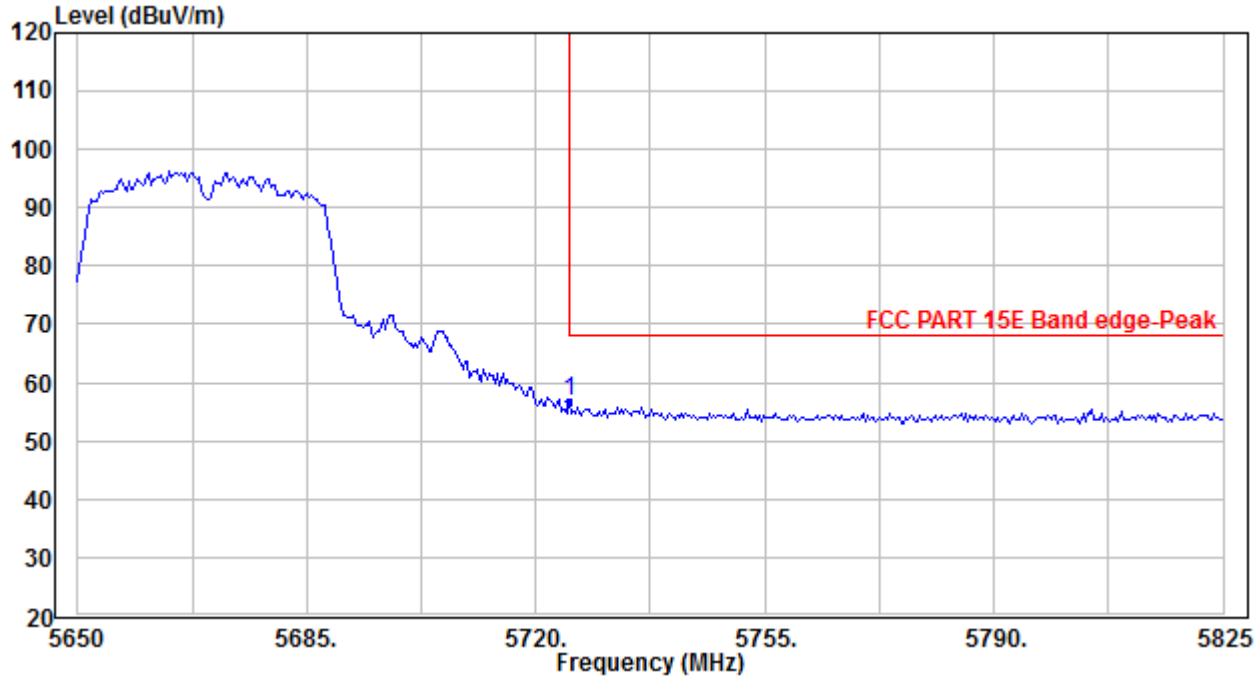

Frequency (MHz)	Peak level (dBuv/m)	Peak Limit (dBuv/m)	Conclusion
5725.0000	56.66	68.20	Pass

Test Channel:	Channel 134	Ant. Polar. :	Vertical

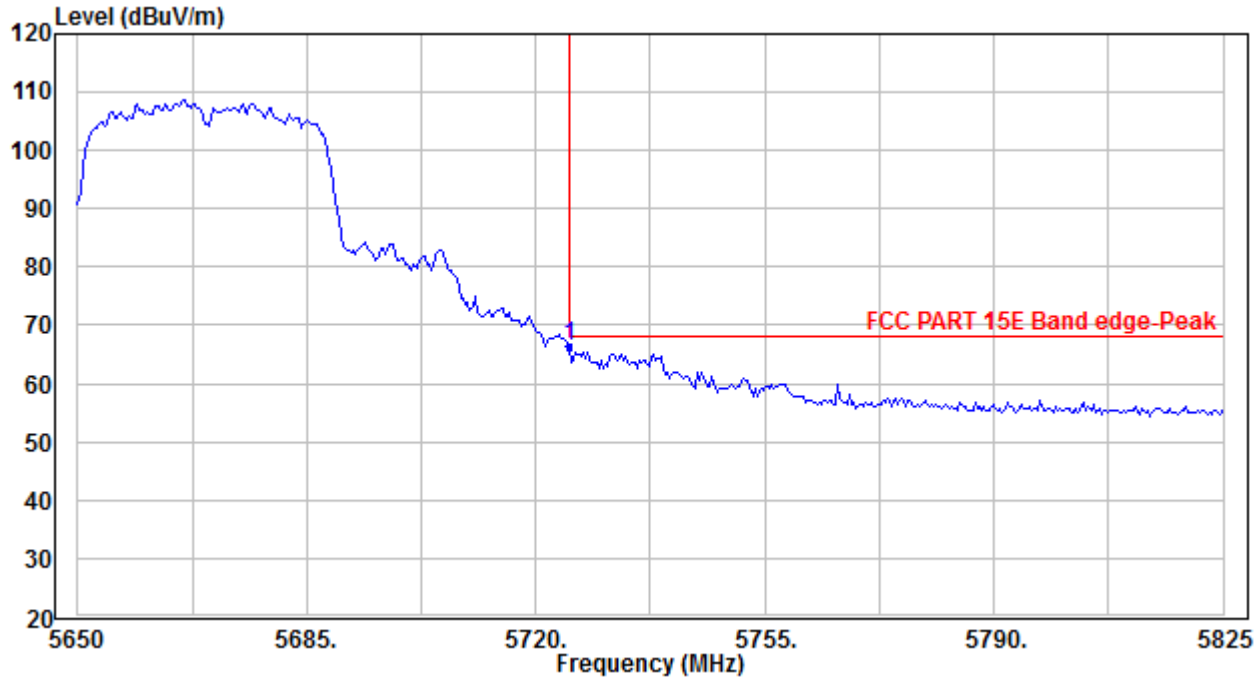

Frequency (MHz)	Peak level (dBuv/m)	Peak Limit (dBuv/m)	Conclusion
5725.0000	66.28	68.20	Pass

Test Channel:	Channel 151	Ant. Polar. :	Horizontal

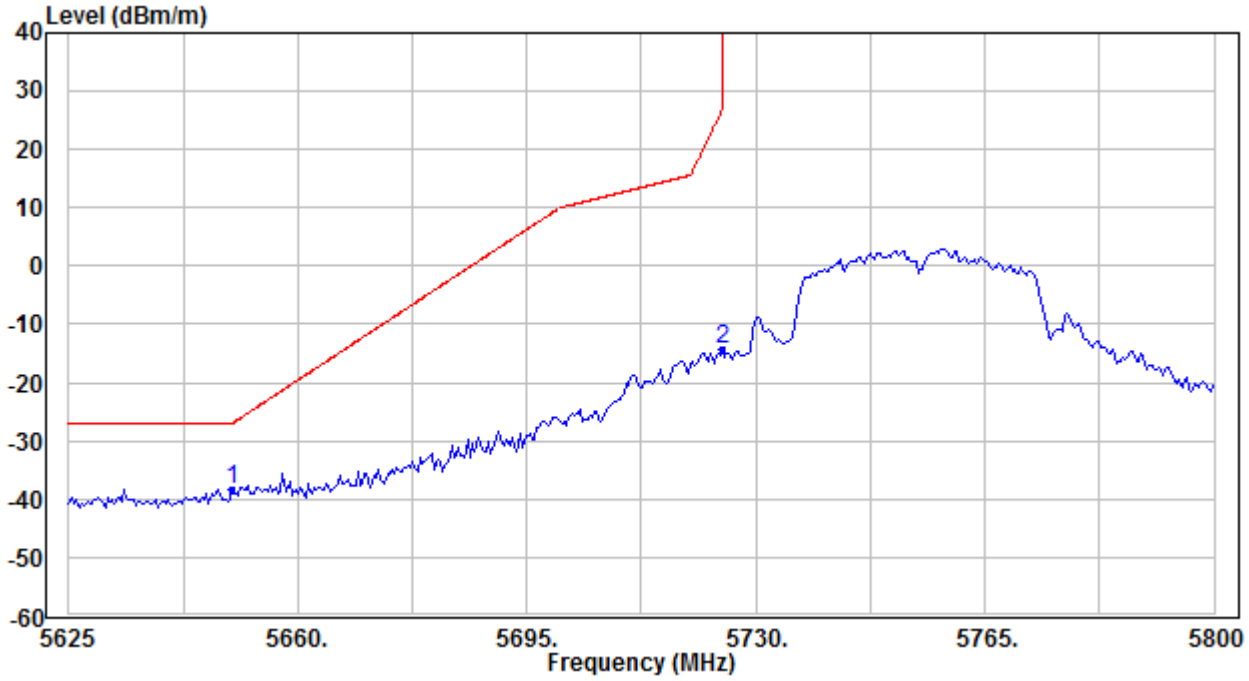

Frequency (MHz)	Peak level (dBm)	Peak Limit (dBm)	Conclusion
5650.0000	-38.33	-27.00	Pass
5725.0000	-14.38	27.00	Pass

Test Channel:	Channel 151	Ant. Polar. :	Vertical

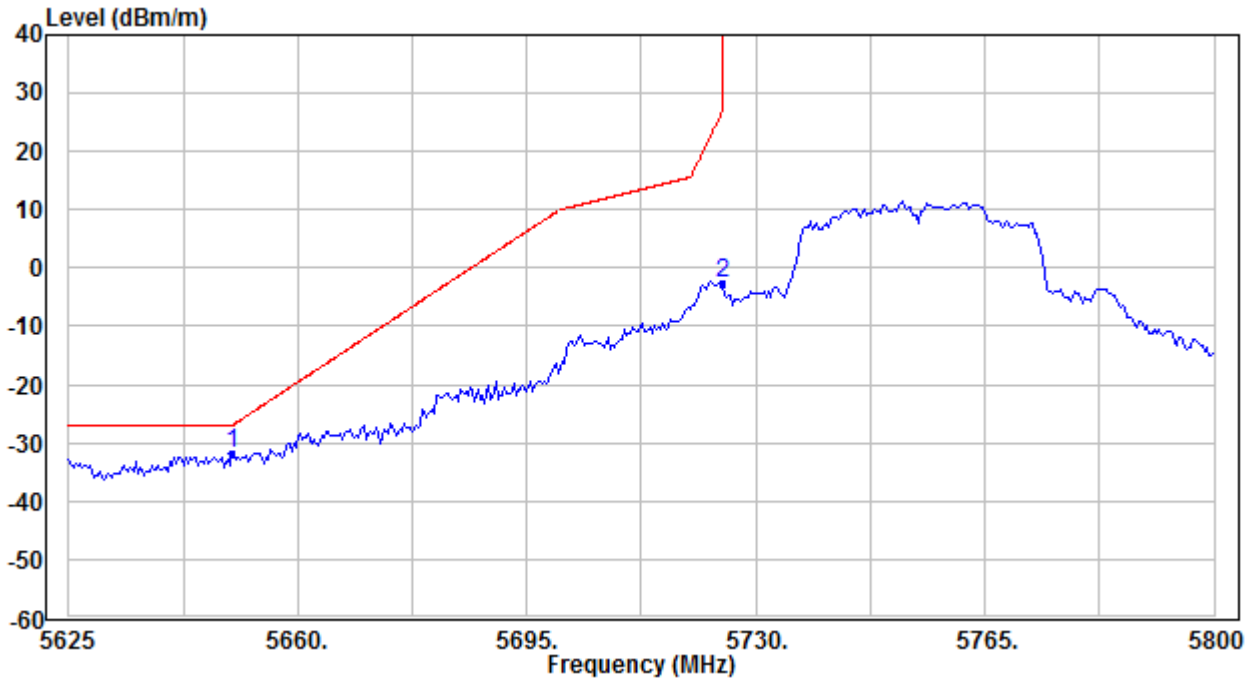

Frequency (MHz)	Peak level (dBm)	Peak Limit (dBm)	Conclusion
5650.0000	-31.69	-27.00	Pass
5725.0000	-2.48	27.00	Pass

Test Channel:	Channel 159	Ant. Polar. :	Horizontal

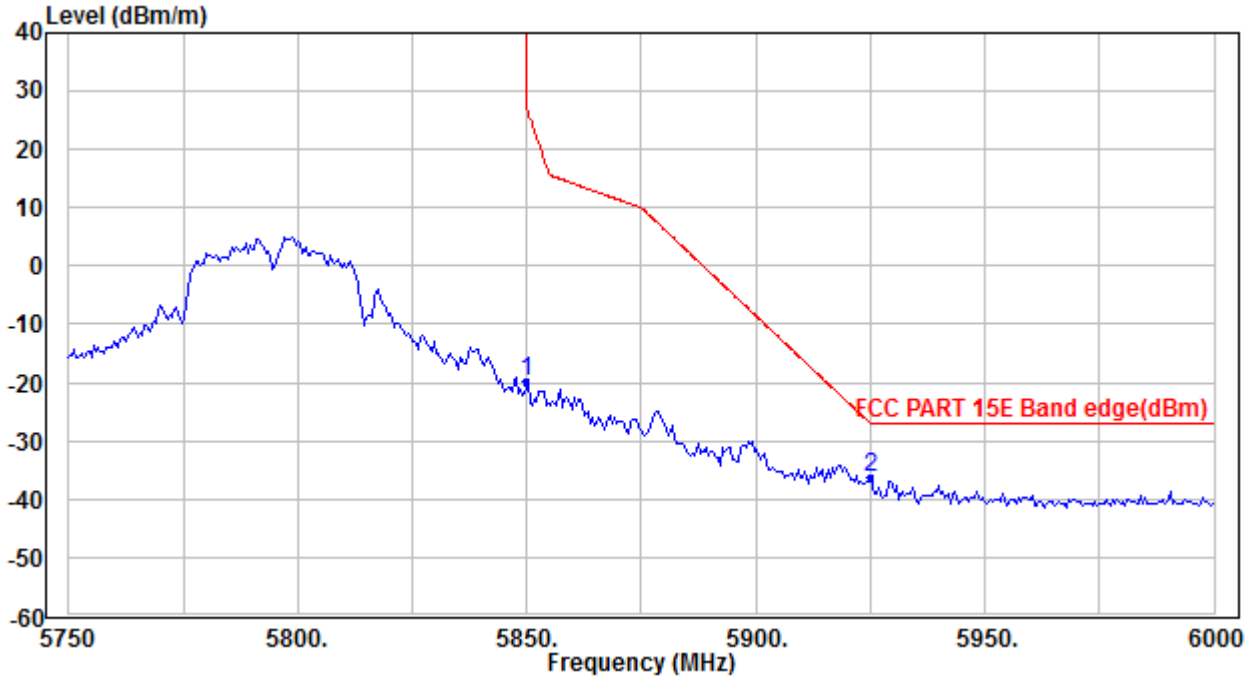

Frequency (MHz)	Peak level (dBm)	Peak Limit (dBm)	Conclusion
5850.00	-19.71	26.94	Pass
5925.00	-36.41	-27.00	Pass

Test Channel:	Channel 159	Ant. Polar. :	Vertical

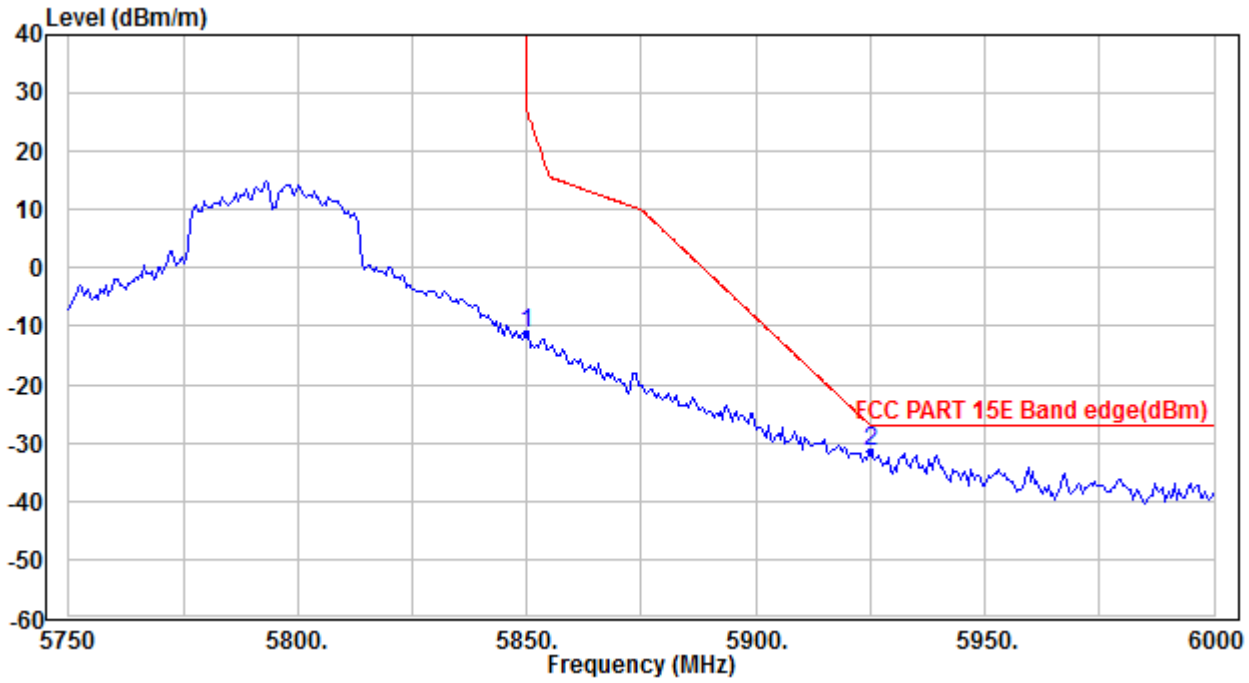

Frequency (MHz)	Peak level (dBm)	Peak Limit (dBm)	Conclusion
5850.00	-11.37	26.94	Pass
5925.00	-31.32	-27.00	Pass

MIMO_Chain 0+1_IEEE 802.11ac-VHT80

Test Channel:	Channel 42	Ant. Polar. :	Horizontal

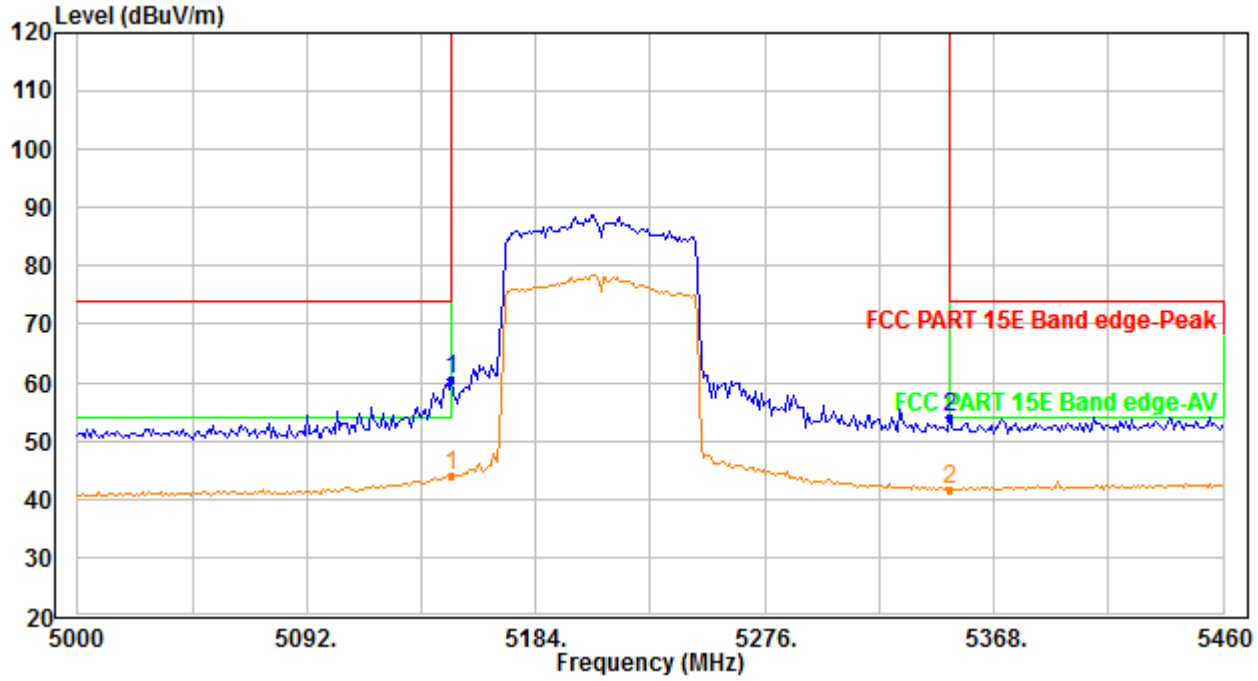

Frequency (MHz)	Peak level (dBuv/m)	Peak Limit (dBuv/m)	AV level (dBuv/m)	AV Limit (dBuv/m)	Conclusion
5150.0000	60.41	74.00	44.22	54.00	Pass
5350.0000	53.95	74.00	41.75	54.00	Pass

Test Channel:	Channel 42	Ant. Polar. :	Vertical

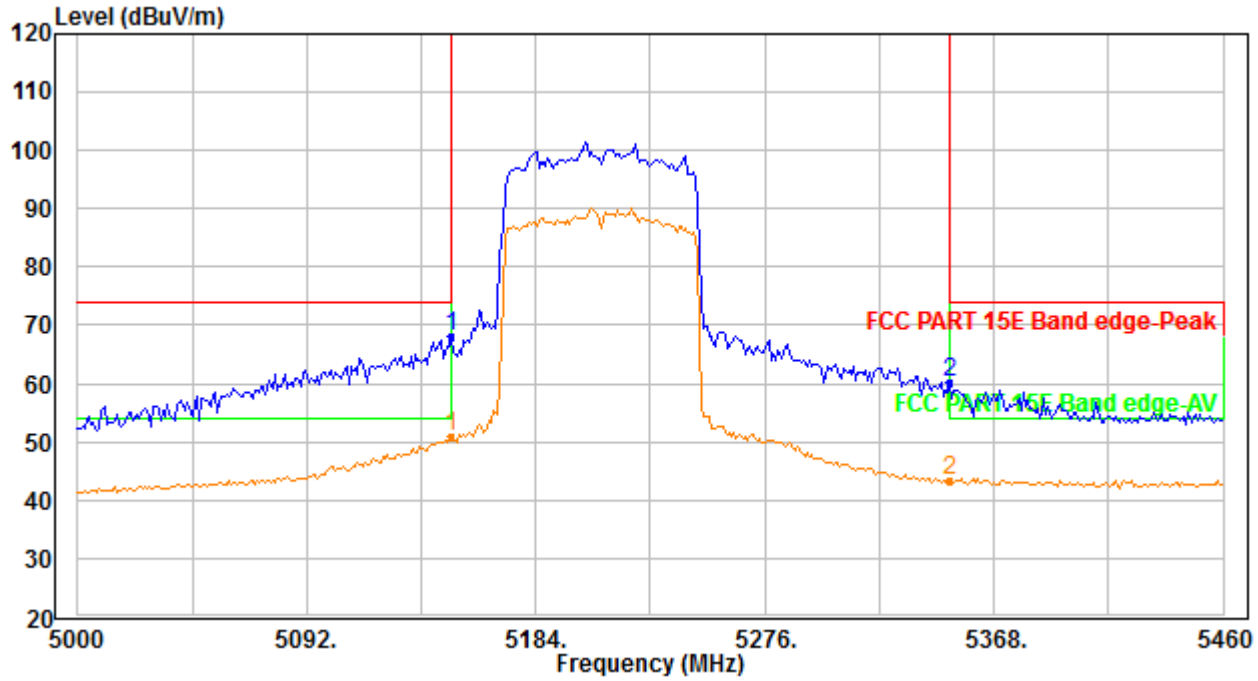

Frequency (MHz)	Peak level (dBuv/m)	Peak Limit (dBuv/m)	AV level (dBuv/m)	AV Limit (dBuv/m)	Conclusion
5150.0000	68.26	74.00	50.78	54.00	Pass
5350.000	60.12	74.00	43.23	54.00	Pass

Test Channel:	Channel 58	Ant. Polar. :	Horizontal

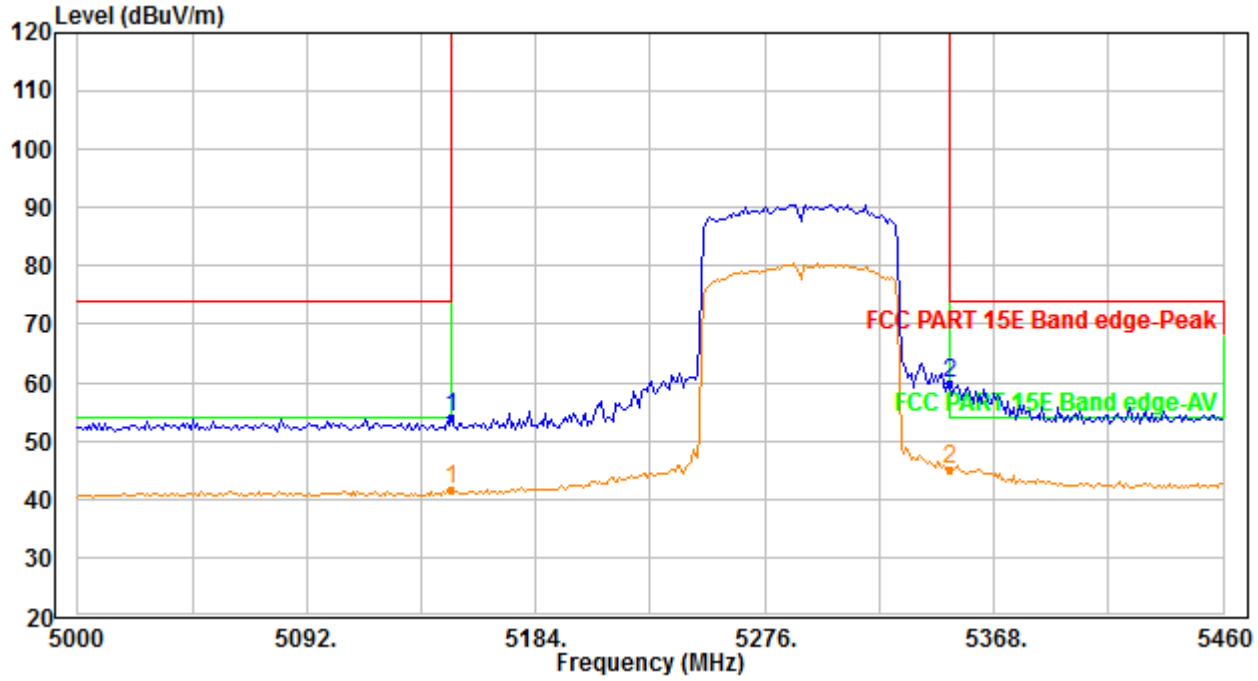

Frequency (MHz)	Peak level (dBuv/m)	Peak Limit (dBuv/m)	AV level (dBuv/m)	AV Limit (dBuv/m)	Conclusion
5150.0000	53.95	74.00	41.71	54.00	Pass
5350.0000	60.01	74.00	45.12	54.00	Pass

Test Channel:	Channel 58	Ant. Polar. :	Vertical

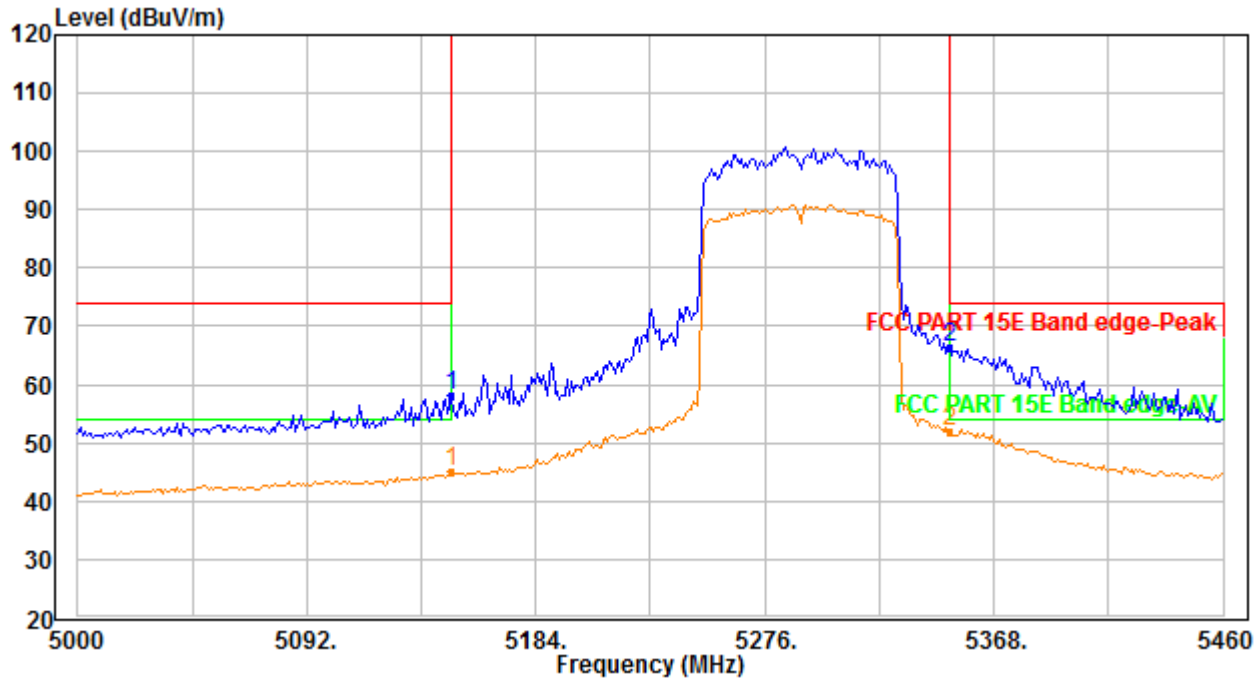

Frequency (MHz)	Peak level (dBuv/m)	Peak Limit (dBuv/m)	AV level (dBuv/m)	AV Limit (dBuv/m)	Conclusion
5150.0000	58.18	74.00	44.95	54.00	Pass
5350.0000	66.30	74.00	51.94	54.00	Pass

Test Channel:	Channel 106	Ant. Polar. :	Horizontal

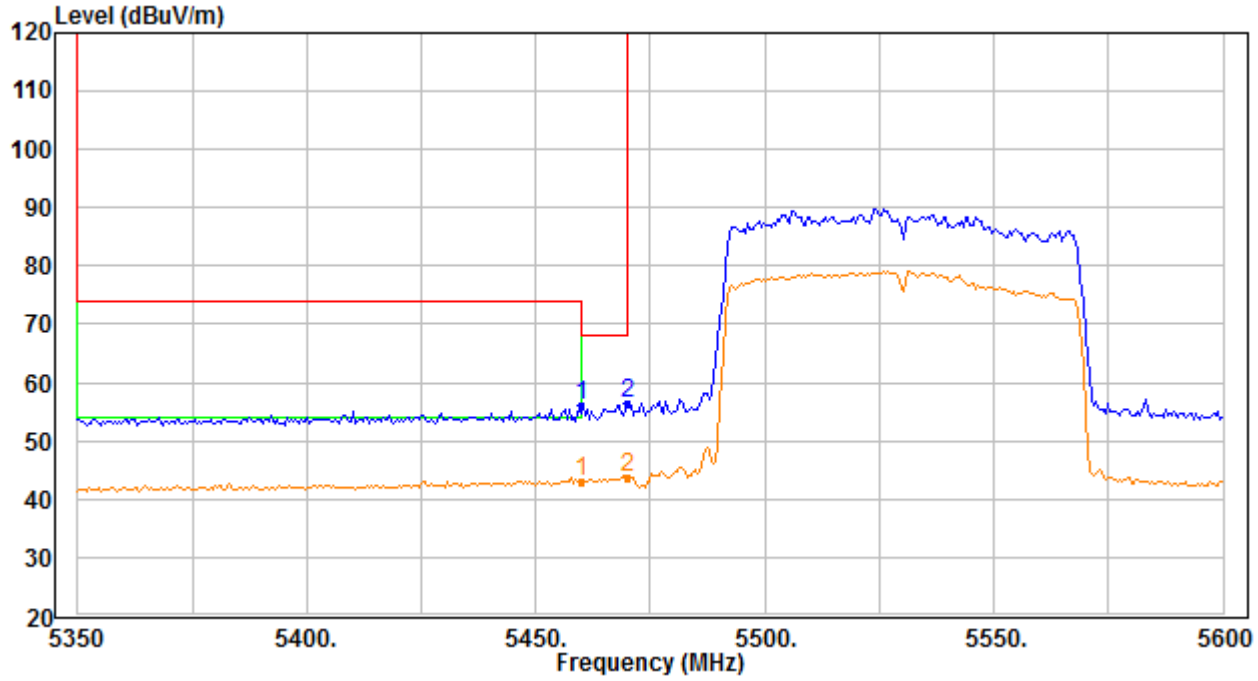

Frequency (MHz)	Peak level (dBuv/m)	Peak Limit (dBuv/m)	AV level (dBuv/m)	AV Limit (dBuv/m)	Conclusion
5460.0000	56.11	74.00	43.03	54.00	Pass
5470.0000	56.27	68.20	43.62	54.00	Pass

Test Channel:	Channel 106	Ant. Polar. :	Vertical

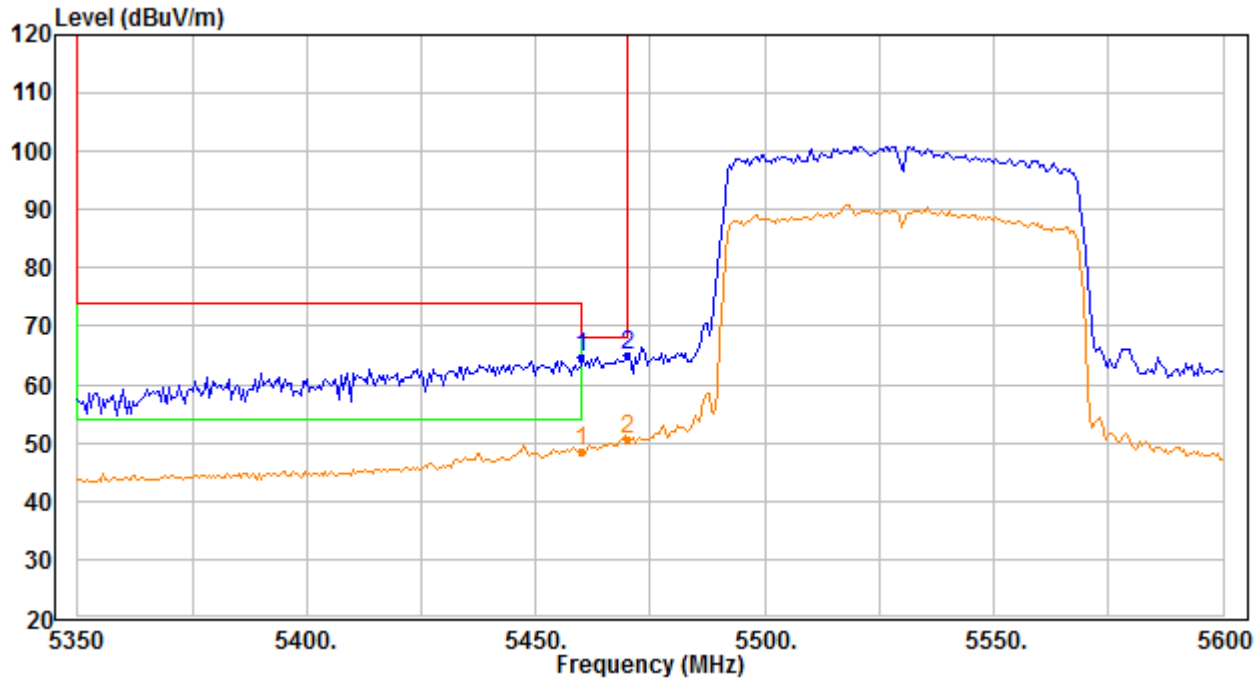

Frequency (MHz)	Peak level (dBuv/m)	Peak Limit (dBuv/m)	AV level (dBuv/m)	AV Limit (dBuv/m)	Conclusion
5460.0000	64.59	74.00	48.65	54.00	Pass
5470.0000	65.04	68.20	50.75	54.00	Pass

Test Channel:	Channel 122	Ant. Polar. :	Horizontal

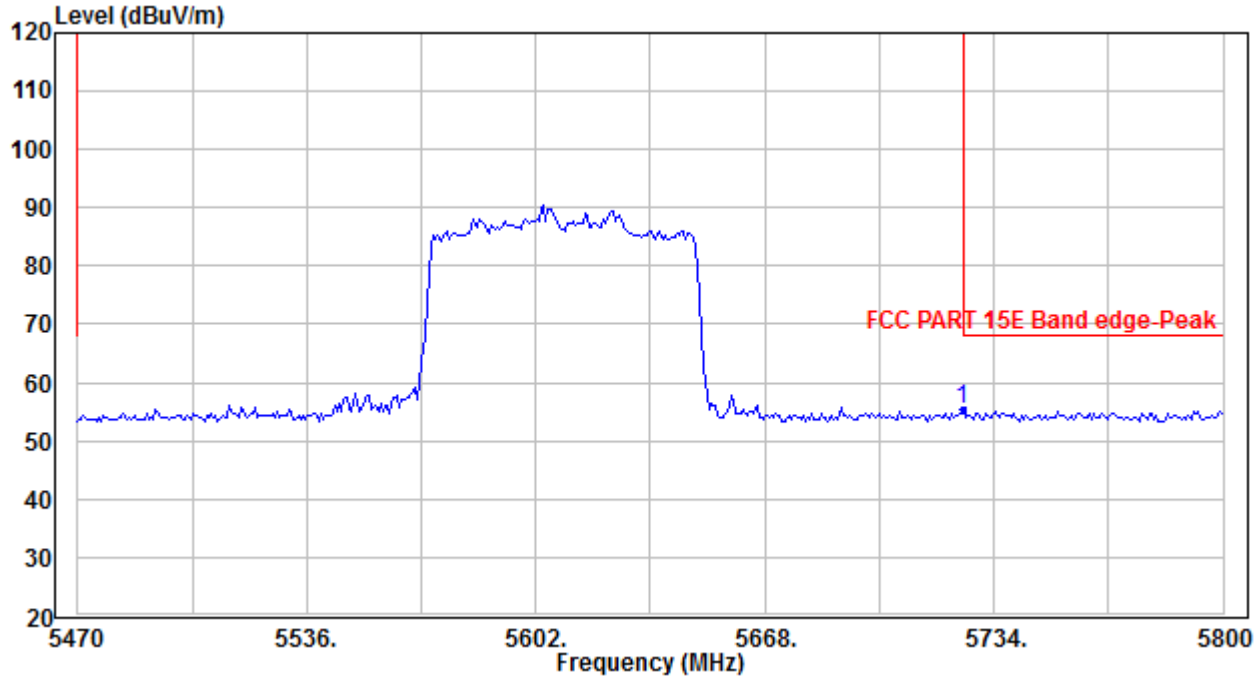

Frequency (MHz)	Peak level (dBuv/m)	Peak Limit (dBuv/m)	Conclusion
5725.0000	55.47	68.20	Pass

Test Channel:	Channel 122	Ant. Polar. :	Vertical

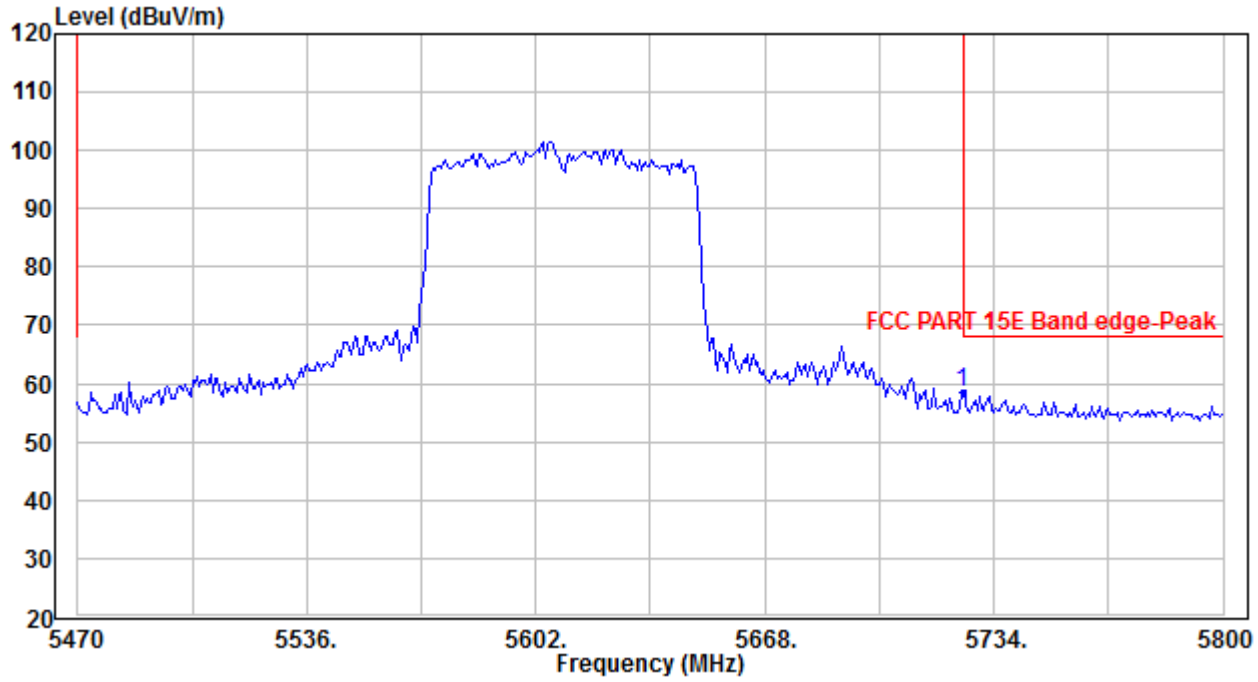

Frequency (MHz)	Peak level (dBuv/m)	Peak Limit (dBuv/m)	Conclusion
5725.0000	58.53	68.20	Pass

Test Channel:	Channel 155	Ant. Polar. :	Horizontal

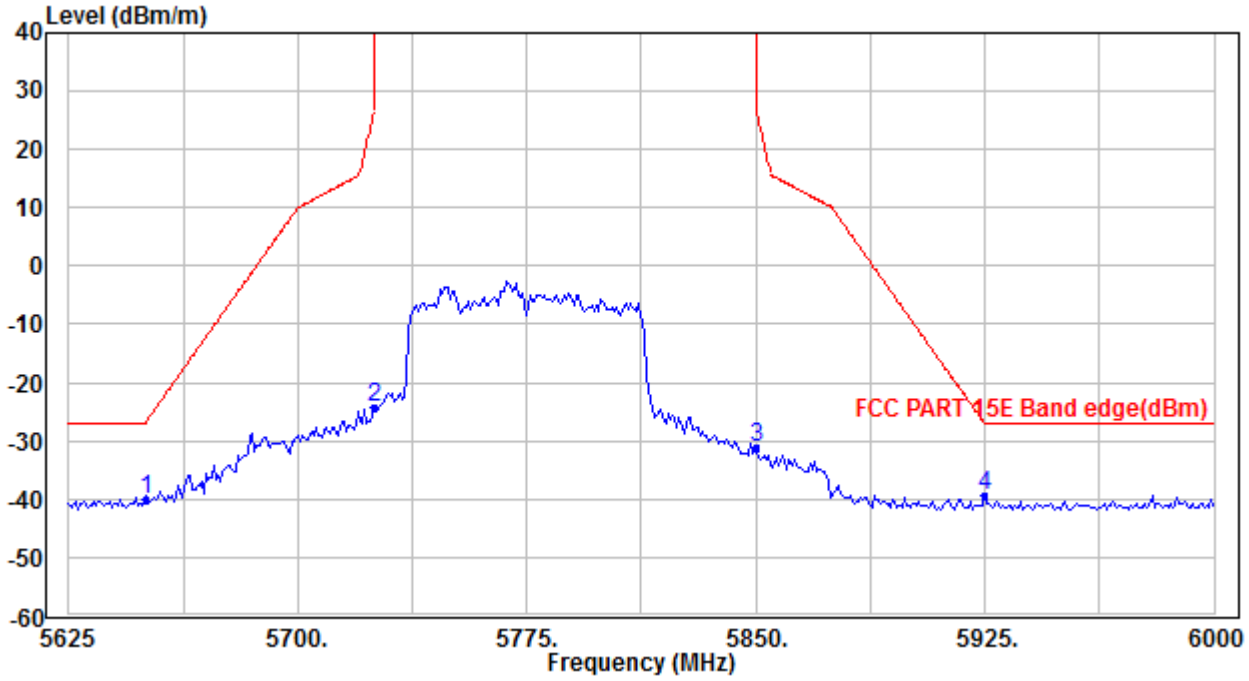

Frequency (MHz)	Peak level (dBm)	Peak Limit (dBm)	Conclusion
5650.0000	-40.05	-27.00	Pass
5725.0000	-24.23	27.00	Pass
5850.0000	-31.29	27.00	Pass
5925.0000	-39.41	-27.00	Pass

Test Channel:	Channel 155	Ant. Polar. :	Vertical

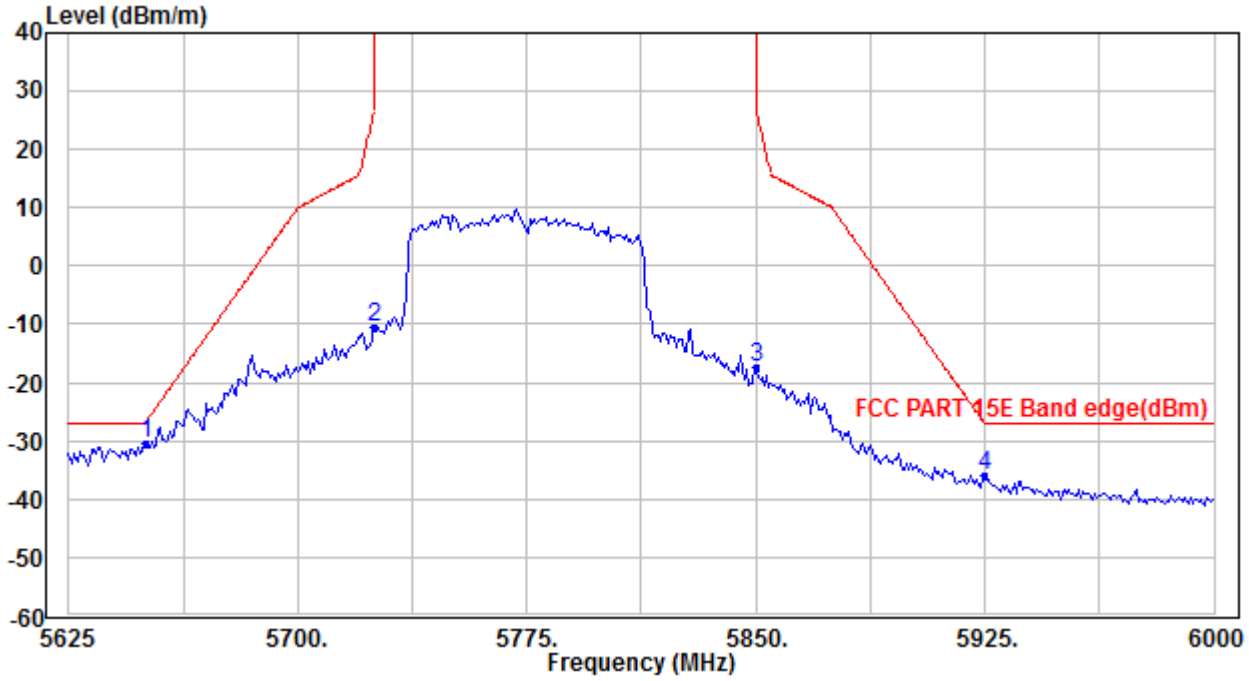

Frequency (MHz)	Peak level (dBm)	Peak Limit (dBm)	Conclusion
5650.0000	-30.55	-27.00	Pass
5725.0000	-10.53	27.00	Pass
5850.0000	-17.43	27.00	Pass
5925.0000	-35.89	-27.00	Pass

5.8 AC POWER LINE CONDUCTED EMISSION

Test Requirement: FCC 47 CFR Part 15 Subpart C Section 15.207

Test Method: ANSI C63.10-2013 Section 6.2

Limits:

Frequency range (MHz)	Limits (dB(μV)	
	Quasi-peak	Average
0,15 to 0,50	66 to 56	56 to 46
0,50 to 5	56	46
5 to 30	60	50

Remark:

1. The lower limit shall apply at the transition frequencies.
2. The limit decreases linearly with the logarithm of the frequency in the range 0.15 to 0.50 MHz.

Test Setup: Refer to section 4.4.2 for details.

Test Procedures:

Test frequency range :150KHz-30MHz

1) The mains terminal disturbance voltage test was conducted in a shielded room.
2) The EUT was connected to AC power source through a LISN 1 (Line Impedance Stabilization Network) which provides a 50Ω/50μH + 5Ω linear impedance. The power cables of all other units of the EUT were connected to a second LISN 2, which was bonded to the ground reference plane in the same way as the LISN 1 for the unit being measured. A multiple socket outlet strip was used to connect multiple power cables to a single LISN provided the rating of the LISN was not exceeded.
3) The tabletop EUT was placed upon a non-metallic table 0.8m above the ground reference plane. And for floor-standing arrangement, the EUT was placed on the horizontal ground reference plane,
4) The test was performed with a vertical ground reference plane. The rear of the EUT shall be 0.4 m from the vertical ground reference plane. The vertical ground reference plane was bonded to the horizontal ground reference plane. The LISN 1 was placed 0.8 m from the boundary of the unit under test and bonded to a ground reference plane for LISNs mounted on top of the ground reference plane. This distance was between the closest points of the LISN 1 and the EUT. All other units of the EUT and associated equipment was at least 0.8 m from the LISN 2.
5) In order to find the maximum emission, the relative positions of equipment and all of the interface cables must be changed according to ANSI C63.10 on conducted measurement.

Equipment Used: Refer to section 3 for details.

Test Result: Pass

The measurement data as follows:
Quasi Peak and Average:
Mode: WIFI Link

Live Line

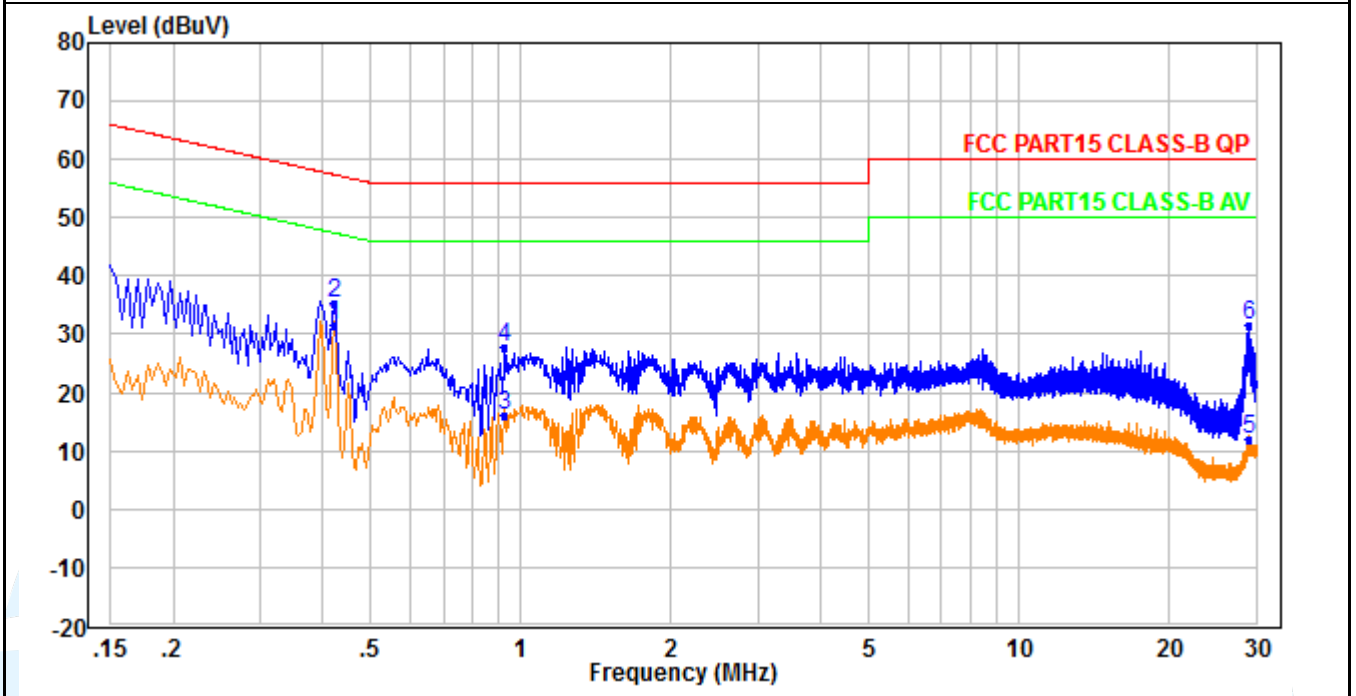

No.	Frequency (MHz)	Reading (dBuV)	Correction factor (dB)	Result (dBuV)	Limit (dBuV)	Margin (dB)	Detector
1	0.422	22.22	9.21	31.43	47.41	-15.98	Average
2	0.422	26.23	9.21	35.44	57.41	-21.97	QP
3	0.930	6.81	9.40	16.21	46.00	-29.79	Average
4	0.930	18.46	9.40	27.86	56.00	-28.14	QP
5	29.108	1.82	9.99	11.81	50.00	-38.19	Average
6	29.108	21.61	9.99	31.60	60.00	-28.40	QP

Neutral Line

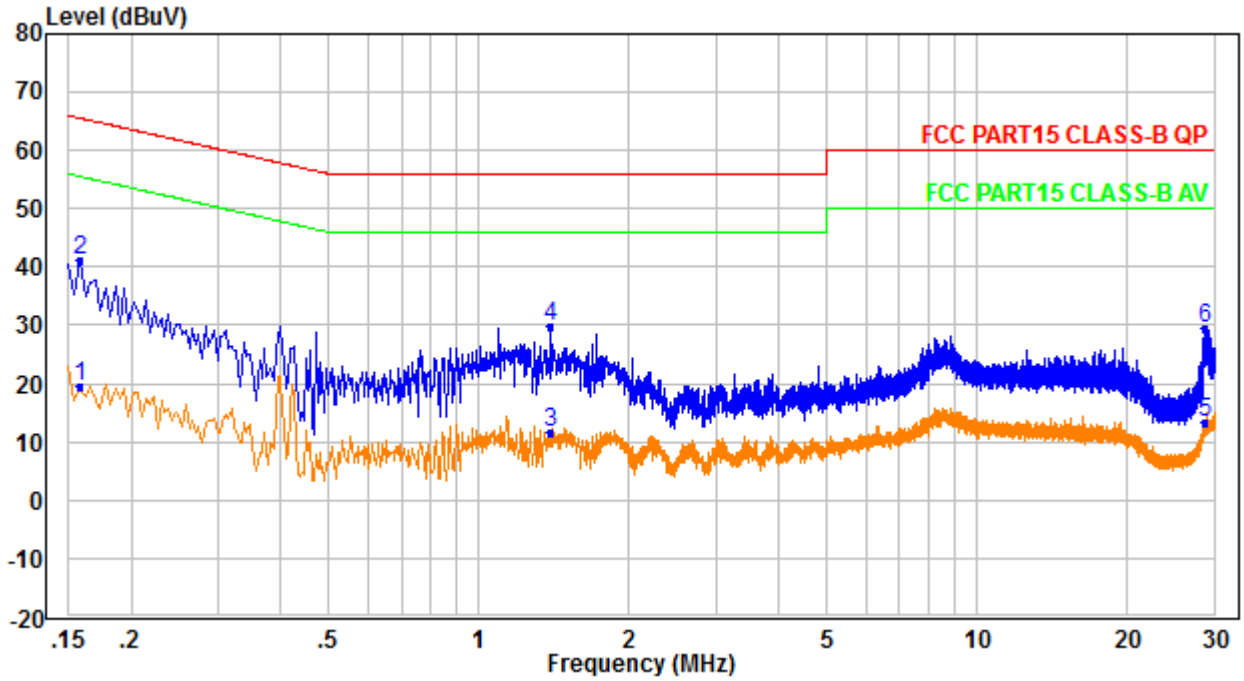

No.	Frequency (MHz)	Reading (dBuV)	Correction factor (dB)	Result (dBuV)	Limit (dBuV)	Margin (dB)	Detector
1	0.158	10.37	9.04	19.41	55.57	-36.16	Average
2	0.158	31.96	9.04	41.00	65.57	-24.57	QP
3	1.394	2.27	9.49	11.76	46.00	-34.24	Average
4	1.394	20.37	9.49	29.86	56.00	-26.14	QP
5	28.700	3.38	10.02	13.40	50.00	-36.60	Average
6	28.700	19.44	10.02	29.46	60.00	-30.54	QP

Remark:

1. Correct Factor = LISN Factor + Cable Loss + Pulse Limiter Factor, the value was added to Original Receiver Reading by the software automatically.
2. Result = Reading + Correct Factor.
3. Margin = Result - Limit
4. An initial pre-scan was performed on the Phase and neutral lines with peak detector. Quasi-Peak and Average measurement were performed at the frequencies with maximized peak emission were detected.
5. All possible modes of operation were investigated, and testing at two nominal voltages of 240V/50Hz and 120V/60Hz, only the worst case emissions reported.

APPENDIX 1 PHOTOS OF TEST SETUP

See test photos attached in Appendix 1 for the actual connections between Product and support equipment.

APPENDIX 2 PHOTOS OF EUT CONSTRUCTIONAL DETAILS

Refer to Appendix 2 for EUT external and internal photos.

*** End of Report ***

The test report is effective only with both signature and specialized stamp. The result(s) shown in this report refer only to the sample(s) tested. Without written approval of UnionTrust, this report can't be reproduced except in full.