FCC TEST REPORT
FCC ID: 2AWIZHL4GXVF

Report Number..... :	ZKT-220929L7324-02
Date of Test.....	Sep. 14, 2022 -- Oct. 12, 2022
Date of issue..... :	Oct. 12, 2022
Total number of pages ..... :	133
Test Result..... :	PASS
Testing Laboratory. ..... :	**Shenzhen ZKT Technology Co., Ltd.**
Address ..... :	1/F, No. 101, Building B, No. 6, Tangwei Community Industrial Avenue, Fuhai Street, Bao'an District, Shenzhen, China
Applicant's name .....:	FIBRAIN sp. z o.o.
Address ..... :	Poland, Zaczernie 190F, 36-062
Manufacturer's name .....:	FIBRAIN sp. z o.o.
Address ..... :	Poland, Zaczernie 190F, 36-062
Test specification:	
Standard ..... :	FCC CFR Title 47 Part 15 Subpart E Section 15.407 ANSI C63.10:2013 KDB 789033 D02 V01r02
Test procedure..... :	/
Non-standard test method ..... :	N/A
Test Report Form No. .....:	TRF-EL-110_V0
Test Report Form(s) Originator ....:	ZKT Testing
Master TRF .....:	Dated: 2020-01-06

This device described above has been tested by ZKT, and the test results show that the equipment under test (EUT) is in compliance with the FCC requirements. And it is applicable only to the tested sample identified in the report.
This report shall not be reproduced except in full, without the written approval of ZKT, this document may be altered or revised by ZKT, personal only, and shall be noted in the revision of the document.

Product name.....:	HGU
Trademark ..... :	/
Model/Type reference ..... :	HL-4GXV-F, HLE-3GX-F
Ratings ..... :	DC 12V Adapter

Testing procedure and testing location:

Testing Laboratory .....:	**Shenzhen ZKT Technology Co., Ltd.**
Address .....:	1/F, No. 101, Building B, No. 6, Tangwei Community Industrial Avenue, Fuhai Street, Bao'an District, Shenzhen, China
Tested by (name + signature) .....:	Alen He
Reviewer (name + signature).....:	Joe Liu
Approved (name + signature) .....:	Lake Xie

Table of Contents

	Page
1. VERSION	5
2. SUMMARY OF TEST RESULTS	6
2.1 TEST FACILITY	7
2.2 MEASUREMENT UNCERTAINTY	7
3. GENERAL INFORMATION	8
3.1 GENERAL DESCRIPTION OF EUT	8
3.2 DESCRIPTION OF TEST MODES	9
3.3 BLOCK DIGRAM SHOWING THE CONFIGURATION OF SYSTEM TESTED	9
3.4 DESCRIPTION OF SUPPORT UNITS(CONDUCTED MODE)	9
3.5EQUIPMENTS LIST FOR ALL TEST ITEMS	11
4. EMC EMISSION TEST	12
4.1 CONDUCTED EMISSION MEASUREMENT	12
4.1.1 POWER LINE CONDUCTED EMISSION LIMITS	12
4.1.2 TEST PROCEDURE	12
4.1.3 DEVIATION FROM TEST STANDARD	12
4.1.4 TEST SETUP	13
4.1.5 EUT OPERATING CONDITIONS	13
4.1.6 TEST RESULT	14
4.2 RADIATED EMISSION MEASUREMENT	16
4.2.1 RADIATED EMISSION LIMITS	16
4.2.2 TEST PROCEDURE	17
4.2.3 DEVIATION FROM TEST STANDARD	17
4.2.4 TEST SETUP	17
4.2.5 EUT OPERATING CONDITIONS	18
4.2.6 TEST RESULTS	19
5.POWER SPECTRAL DENSITY TEST	73
5.1 APPLIED PROCEDURES / LIMIT	73
5.2 TEST PROCEDURE	73
5.3 DEVIATION FROM STANDARD	73
5.4 TEST SETUP	73
5.5 EUT OPERATION CONDITIONS	74
5.6 TEST RESULT	74
6. -26 DB & 6DBM EMISSION BANDWIDTH	90
6.1 APPLIED PROCEDURES / LIMIT	90
6.2 TEST PROCEDURE	90
6.3 DEVIATION FROM STANDARD	90
6.4 TEST SETUP	90
6.5 EUT OPERATION CONDITIONS	90

6.6 TEST RESULT 90
7. OUTPUT POWER TEST 106
7.1 APPLIED PROCEDURES/LIMIT 106
7.2 DEVIATION FROM STANDARD 106
7.3 TEST SETUP 106
7.4 EUT OPERATION CONDITIONS 106
7.5 TEST RESULT 107
8. OUT OF BAND EDGE EMISSION 109
8.1 TEST PROCEDURE 109
8.2 DEVIATION FROM STANDARD 109
8.3 TEST SETUP 109
8.4 EUT OPERATION CONDITIONS 109
8.5 TEST RESULTS 109
9. FREQUENCY STABILITY MEASUREMENT 122
9.4 TEST RESULT 122
10.ANTENNA REQUIREMENT 131
10. TEST SETUP PHOTO 132
11. EUT CONSTRUCTIONAL DETAILS 133

1. VERSION

Report No.	Version	Description	Approved
ZKT-220929L7324-02	Rev.01	Initial issue of report	Oct. 12, 2022

2. SUMMARY OF TEST RESULTS

Test procedures according to the technical standards:

FCC Part15 (15.247) , Subpart C			
Standard Section	Test Item	Result	Remark
15.203/15.247 (c)	Antenna requirement	PASS	
15.207	AC Power Line Conducted Emission	PASS	
15.407 (a) (b)	Spurious Radiated Emissions and Band Edge	PASS	
15.407 (e) /15.403(i)	6 dB bandwidth, 26dB Emission Bandwidth& 99% Occupied Bandwidth	PASS	
15.407 (a)	Power Spectral Density	PASS	
15.407 (a)(1)(2)(3)	Maximum conducted output power	PASS	
15.407 (g)	Frequency Stability	PASS	

NOTE:

(1)" N/A" denotes test is not applicable in this Test Report

2.1 TEST FACILITY

Shenzhen ZKT Technology Co., Ltd.
Add. : 1/F, No. 101, Building B, No. 6, Tangwei Community Industrial Avenue, Fuhai Street, Bao'an District, Shenzhen, China

FCC Test Firm Registration Number: 692225
Designation Number: CN1299
IC Registered No.: 27033

2.2 MEASUREMENT UNCERTAINTY

The reported uncertainty of measurement y ± U · where expended uncertainty U is based on a standard uncertainty multiplied by a coverage factor of k=2 · providing a level of confidence of approximately 95 %。

No.	tem	ncertainty
1	3m camber Radiated spurious emission(30MHz-1GHz)	U=4.3dB
2	3m chamber Radiated spurious emission(1GHz-18GHz)	U=4.5dB
3	3m chamber Radiated spurious emission(18GHz-40GHz)	U=3.34dB
4	Conducted Adjacent channel power	U=1.38dB
5	Conducted output power uncertainty Above 1G	U=1.576dB
6	Conducted output power uncertainty below 1G	U=1.28dB
7	humidity uncertainty	U=5.3%
8	Temperature uncertainty	U=0.59℃
9	Radiated disturbance(30MHz-1000MHz)	U=4.8dB
10	Radiated disturbance(1GHz-6GHz)	U=4.9dB
11	Radiated disturbance(1GHz-18GHz)	U=5.0dB

3. GENERAL INFORMATION

3.1 GENERAL DESCRIPTION OF EUT

Product Name:	HGU		
Model No.:	HL-4GXV-F		
Serial No.:	HLE-3GX-F		
Model difference:	Their electrical circuit design, layout, components used and internal wiring are identical, Only the color will be different ,so the name will be different. Test sample model: HL-4GXV-F		
Hardware Version:	V10		
Software Version:	V10		
Sample(s) Status:	Engineer sample		
	IEEE802.11 WLAN mode supported	802.11a/n/ac/ax(20MHz channel bandwidth) 802.11n/ ac/ax (40MHz channel bandwidth) 802.11 ac /ax(80MHz channel bandwidth)	
	Date rate	802.11ax:MCS0-MCS11 802.11ac:MCS0-MCS9 802.11n: MCS0-MCS7	
	Modulation	OFDM	
	U-NII-1	Frequency Range	802.11a/n/ac/ax(20MHz) : 5180-5240MHz 802.11n/ac/ax (40MHz) : 5190-5230MHz 802.11 ac/ax (80MHz) : 5210MHz
		Channels	802.11 a/n/ac/ax (20MHz): 4 802.11 ac /n (40MHz): 2 802.11 ac/ax(80MHz): 1
	U-NII-3	Frequency Range	802.11 a/n/ac/ax(20MHz) : 5745-5825 MHz 802.11 n/ac/ax (40MHz): 5755-5795 MHz 802.11 ac/ax (80MHz): 5775 MHz
		Channels	802.11 a/n/ac/ax(20MHz) : 5 802.11 n/ac/ax (40MHz): 2 802.11 ac/ax (80MHz): 1
Antenna Type:	FPC Antenna		
Antenna gain:	WIFI ANT1:1.35dBi; WIFI ANT2:1.35dBi ; MIMO:4.36 dBi		
Power supply:	AC 120V 50/60Hz		
POWER ADAPTER:	MODEL: EUSF-24120-1500 INPUT: 100-240V~ 50/60Hz 0.6A OUTPUT: 12V 1.5A		

Band 1		Band 4	
CH.	Frequency (MHz)	CH.	Frequency (MHz)
36	5180	149	5745
40	5200	…	…
44	5220	157	5785
48	5240	…	…
		165	5825

802.11a/n/ac/ax (20MHz) Frequency / Channel Operations

Band 1		Band 4	
CH.	Frequency (MHz)	CH.	Frequency (MHz)
38	5190	151	5755
46	5230	159	5795

802.11n /ac/ ax(40MHz BW) Frequency / Channel Operations

Band 1		Band 4	
CH.	Frequency (MHz)	CH.	Frequency (MHz)
42	5210	155	5775

802.11ac/ax (80MHz BW) Frequency / Channel Operations

3.2 DESCRIPTION OF TEST MODES

Worst Case Configuration: transmitting both 2.4GHz mode and 5GHz mode

Description	5 GHz Emission
Antenna	MIMO
Channel	38
Operating Frequency (MHz)	802.11N
Data Rate (Mbps)	OFDM/13.5Mbps
Mode	Band I –N-5180MHz

3.3 BLOCK DIGRAM SHOWING THE CONFIGURATION OF SYSTEM TESTED

Conducted Emission

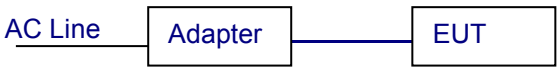

Radiated Emission

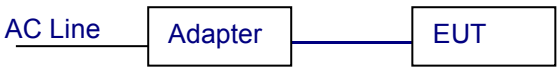

Conducted Spurious

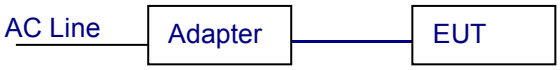

3.4 DESCRIPTION OF SUPPORT UNITS(CONDUCTED MODE)

The EUT has been tested as an independent unit together with other necessary accessories or support units. The following support units or accessories were used to form a representative test configuration during the tests.

Item	Equipment	Mfr/Brand	Model/Type No.	Series No.	Note
1	Adapter	/	EUSF-24120-1500	/	SDOC

Item	Shielded Type	Ferrite Core	Length	Note

Note:

(1) The support equipment was authorized by Declaration of Confirmation.
(2) For detachable type I/O cable should be specified the length in cm in『Length』column.

3.5EQUIPMENTS LIST FOR ALL TEST ITEMS

Radiation Test equipment

Item	Equipment	Manufacturer	Type No.	Serial No.	Last calibration	Calibrated until
1	Spectrum Analyzer (9kHz-26.5GHz)	KEYSIGHT	9020A	MY55370835	Oct. 18, 2021	Oct. 17, 2022
2	Spectrum Analyzer (1GHz-40GHz)	R&S	FSQ	100363	Oct. 17, 2021	Oct. 16, 2022
3	EMI Test Receiver (9kHz-7GHz)	R&S	ESCI7	101169	Oct. 18, 2021	Oct. 17, 2022
4	Bilog Antenna (30MHz-1500MHz)	Schwarzbeck	VULB9168	N/A	Oct. 17, 2021	Oct. 16, 2022
5	Horn Antenna (1GHz-18GHz)	Agilent	AH-118	071145	Oct. 17, 2021	Oct. 16, 2022
6	Loop Antenna	TESEQ	HLA6121	58357	Oct. 17, 2021	Oct. 16, 2022
7	Amplifier (30-1000MHz)	EM Electronics	EM330 Amplifier	060747	Oct. 17, 2021	Oct. 16, 2022
8	Amplifier (1GHz-26.5GHz)	Agilent	8449B	3008A00315	Oct. 18, 2021	Oct. 17, 2022
9	RF cables1 (9kHz-30MHz)	N/A	9kHz-30MHz	N/A	Oct. 18, 2021	Oct. 17, 2022
10	RF cables2 (30MHz-1GHz)	N/A	30MHz-1GHz	N/A	Oct. 18, 2021	Oct. 17, 2022
11	RF cables3 (1GHz-40GHz)	N/A	1GHz-40GHz	N/A	Oct. 18, 2021	Oct. 17, 2022
12	ESG Signal Generator	Agilent	E4421B	N/A	Oct. 18, 2021	Oct. 17, 2022
13	Signal Generator	Agilent	N5182A	N/A	Oct. 22, 2021	Oct. 21, 2022
14	Magnetic Field Probe Tester	Narda	ELT-400	0-0344	Oct. 17, 2021	Oct. 16, 2022
15	MWRF Power Meter Test system	MW	MW100-RPCB	N/A	Oct. 22, 2021	Oct. 21, 2022
16	D.C. Power Supply	LongWei	TPR-6405D	N/A	\	\
17	EMC Software	Frad	EZ-EMC	Ver.EMC-CON 3A1.1	\	\
18	RF Software	MW	MTS8310	V2.0.0.0	\	\
19	Turntable	MF	MF-7802BS	N/A	\	\
20	Antenna tower	MF	MF-7802BS	N/A	\	\

Conduction Test equipment

Item	Kind of Equipment	Manufacturer	Type No.	Serial No.	Last calibration	Calibrated until
1	LISN	R&S	ENV216	101471	Oct. 22, 2021	Oct. 21, 2022
2	LISN	CYBERTEK	EM5040A	E1850400149	Oct. 22, 2021	Oct. 21, 2022
3	Test Cable	N/A	C01	N/A	Oct. 18, 2021	Oct. 17, 2022
4	Test Cable	N/A	C02	N/A	Oct. 18, 2021	Oct. 17, 2022
5	EMI Test Receiver	R&S	ESCI3	101393	Oct. 17, 2021	Oct. 16, 2022
6	EMC Software	Frad	EZ-EMC	Ver.EMC-CON 3A1.1	\	\

4. EMC EMISSION TEST

4.1 CONDUCTED EMISSION MEASUREMENT

Test Requirement:	FCC Part15 C Section 15.207
Test Method:	ANSI C63.10:2013
Test Frequency Range:	150KHz to 30MHz
Receiver setup:	RBW=9KHz, VBW=30KHz, Sweep time=auto

4.1.1 POWER LINE CONDUCTED EMISSION LIMITS

FREQUENCY (MHz)	Limit (dBuV)		Standard
	Quasi-peak	Average	
0.15 -0.5	66 - 56 *	56 - 46 *	FCC
0.50 -5.0	56.00	46.00	FCC
5.0 -30.0	60.00	50.00	FCC

Note:
(1) *Decreases with the logarithm of the frequency.

4.1.2 TEST PROCEDURE

1. The equipment was set up as per the test configuration to simulate typical actual usage per the user's manual. The EUT is a tabletop system; a wooden table with a height of 0.8 meters is used and is placed on the ground plane as per ANSI C63.10:2013.
2. Support equipment, if needed, was placed as per ANSI C63.10:2013
3. All I/O cables were positioned to simulate typical actual usage as per ANSI C63.10:2013.
4. The adapter received AC120V/60Hz power through a Line Impedance Stabilization Network (LISN) which supplied power source and was grounded to the ground plane.
5. All support equipments received AC power from a second LISN, if any.
6. The EUT test program was started. Emissions were measured on each current carrying line of the EUT using a spectrum Analyzer / Receiver connected to the LISN powering the EUT. The LISN has two monitoring points: Line 1 (Hot Side) and Line 2 (Neutral Side). Two scans were taken: one with Line 1 connected to Analyzer / Receiver and Line 2 connected to a 50 ohm load; the second scan had Line 1 connected to a 50 ohm load and Line 2 connected to the Analyzer / Receiver.
7. Analyzer / Receiver scanned from 150 KHz to 30MHz for emissions in each of the test modes.e.
8 For the actual test configuration, please refer to the related Item –EUT Test Photos.

4.1.3 DEVIATION FROM TEST STANDARD

No deviation

4.1.4 TEST SETUP

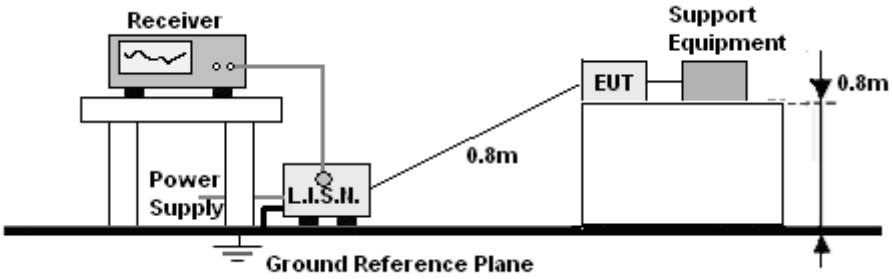

4.1.5 EUT OPERATING CONDITIONS

The EUT was configured for testing in a typical fashion (as a customer would normally use it). The EUT has been programmed to continuously transmit during test. This operating condition was tested and used to collect the included data.

We pretest AC 120V , the worst voltage was AC 120V and the data recording in the report.

4.1.6 TEST RESULT

Temperature :	26℃	Relative Humidity:	54%
Pressure :	101kPa	Phase :	L
Test Voltage :	AC 120V/60Hz		

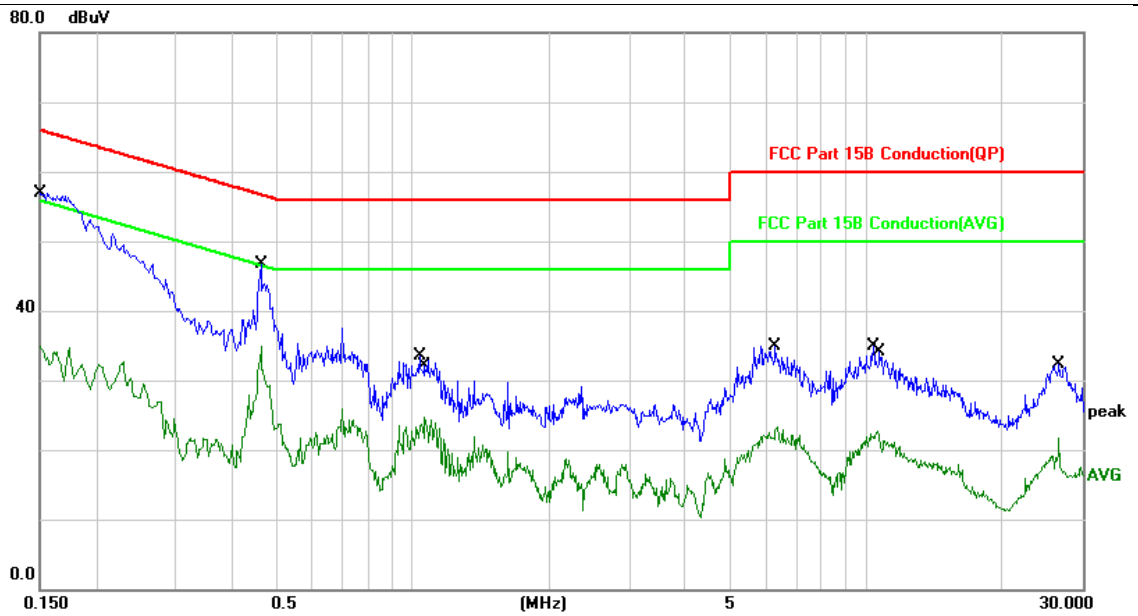

No.	Mk.	Freq.	Reading Level	Correct Factor	Measure-ment	Limit	Over		
		MHz	dBuV	dB	dBuV	dBuV	dB	Detector	Comment
1	*	0.1499	46.78	10.05	56.83	66.00	-9.17	QP	
2		0.1499	24.90	10.05	34.95	56.00	-21.05	AVG	
3		0.4620	36.46	10.20	46.66	56.66	-10.00	QP	
4		0.4620	24.65	10.20	34.85	46.66	-11.81	AVG	
5		1.0339	23.38	10.17	33.55	56.00	-22.45	QP	
6		1.0620	14.53	10.16	24.69	46.00	-21.31	AVG	
7		6.3098	25.01	9.91	34.92	60.00	-25.08	QP	
8		6.3619	13.46	9.91	23.37	50.00	-26.63	AVG	
9		10.3498	24.84	10.00	34.84	60.00	-25.16	QP	
10		10.5938	12.72	10.00	22.72	50.00	-27.28	AVG	
11		26.6219	22.49	9.75	32.24	60.00	-27.76	QP	
12		26.6219	11.99	9.75	21.74	50.00	-28.26	AVG	

Notes:
1.An initial pre-scan was performed on the line and neutral lines with peak detector.
2.Quasi-Peak and Average measurement were performed at the frequencies with maximized peak emission.
3.Mesurement Level = Reading level + Correct Factor

Temperature :	26℃	Relative Humidity:	54%
Pressure :	101kPa	Phase :	N
Test Voltage :	AC 120V/60Hz		

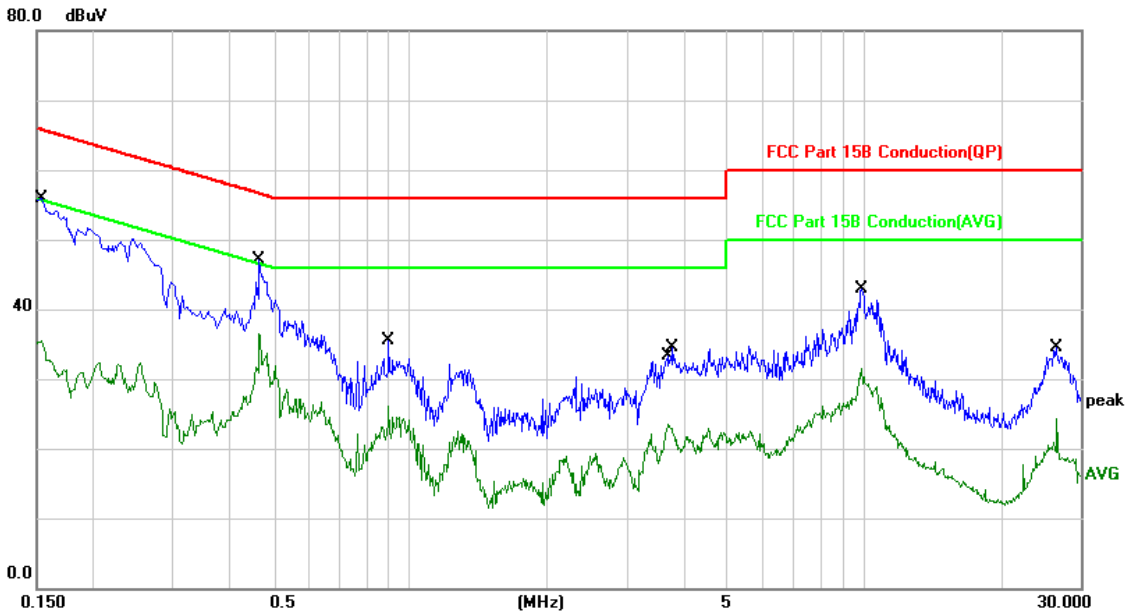

No.	Mk.	Freq.	Reading Level	Correct Factor	Measure-ment	Limit	Over		
		MHz	dBuV	dB	dBuV	dBuV	dB	Detector	Comment
1		0.1539	45.82	10.05	55.87	65.78	-9.91	QP	
2		0.1539	25.49	10.05	35.54	55.78	-20.24	AVG	
3	*	0.4660	36.98	10.20	47.18	56.58	-9.40	QP	
4		0.4660	26.26	10.20	36.46	46.58	-10.12	AVG	
5		0.8980	25.30	10.18	35.48	56.00	-20.52	QP	
6		0.8980	15.89	10.18	26.07	46.00	-19.93	AVG	
7		3.7139	13.64	9.82	23.46	46.00	-22.54	AVG	
8		3.7900	24.72	9.82	34.54	56.00	-21.46	QP	
9		9.8857	32.88	9.93	42.81	60.00	-17.19	QP	
10		9.8857	21.60	9.93	31.53	50.00	-18.47	AVG	
11		26.4220	24.69	9.74	34.43	60.00	-25.57	QP	
12		26.6260	14.56	9.76	24.32	50.00	-25.68	AVG	

Notes:
1.An initial pre-scan was performed on the line and neutral lines with peak detector.
2.Quasi-Peak and Average measurement were performed at the frequencies with maximized peak emission.
3.Mesurement Level = Reading level + Correct Factor

4.2 RADIATED EMISSION MEASUREMENT

4.2.1 RADIATED EMISSION LIMITS

1. Radiated emissions from9 kHz to25 GHz were measured according to the methods defines in ANSI C63.10-2013.The EUT was placed above the ground plane, 0.8 meter for frequency below 1GHzand1.5meterforfrequencyabove1GHz. The interface cable sand equipment positions were varied within limits of reasonable applications to determine the positions producing maximum radiated emissions.

2. For transmitters operating in the 5150-5250 MHz band: all emissions outside of the 5150-5350 MHz band shall not exceed an EIRP of –27dBm/MHz.

3. For transmitters operating in the 5250-5350 MHz band: all emissions outside of the 5150-5350 MHz band shall not exceed an EIRP of -27 dBm/MHz. Devices operating in the 5250-5350 MHz band that generate emissions in the 5150-5250 MHz band must meet all applicable technical requirements for operation in the 5150-5250 MHz band (including indoor use) or alternatively meet an out-of-band emission EIRP limit of -27 dBm/MHz in the 5150-5250 MHz band.

4. For transmitters operating in the 5470-5600 MHz and 5650-5725MHz band: all emissions outside of the 5470-5600 MHz and 5650-5725MHz band shall not exceed an EIRPof -27 dBm/MHz.

5. KDB789033v02r01G)2)c)Asspecifiedin15.407(b),emissionsabove1000MHzthatareout sideofthe restricted bands are subject to a peak emission limit of -27 dBm/MHz (or -17 dBm/MHz as specified in 15.407(b)(4)). However, an out-of-band emission that complies with both the average and peak limits of 15.209 is not required to satisfy the -27 dBm/MHz or -17 dBm/MHz peak emission limit.

According to§15.209(a),exceptasprovidedelsewhereinthisSubpart,theemissionsfroman intentionalradiatorshallnotexceedthefieldstrengthlevelsspecifiedinthefollowingtable:

Frequencies (MHz)	Field Strength (micorvolts/meter)	Measurement Distance (meters)
0.009~0.490	2400/F(KHz)	300
0.490~1.705	24000/F(KHz)	30
1.705~30.0	30	30
30~88	100	3
88~216	150	3
216~960	200	3
Above 960	500	3

LIMITS OF RADIATED EMISSION MEASUREMENT

FREQUENCY (MHz)	Limit (dBuV/m) (at 3M)	
	PEAK	AVERAGE
Above 1000	74	54

Notes:

(1) The limit for radiated test was performed according to FCC PART 15C.

(2) The tighter limit applies at the band edges.

(3) Emission level (dBuV/m)=20log Emission level (uV/m).

4.2.2 TEST PROCEDURE

Below 1GHz test procedure as below:

a. The EUT was placed on the top of a rotating table 0.1 meters above the ground at a 3 meter semi-anechoiccamber. The table was rotated 360 degrees to determine the position of the highest radiation.
b. The EUT was set 3 meters away from the interference-receiving antenna, which was mounted on the top of avariable-height antenna tower.
c. The antenna height is varied from one meter to four meters above the ground to determine the maximum valueof the field strength. Both horizontal and vertical polarizations of the antenna are set to make the measurement.
d. For each suspected emission, the EUT was arranged to its worst case and then the antenna was tuned toheights from 1 meter to 4 meters (for the test frequency of below 30MHz, the antenna was tuned to heights 1meter) and the rotatable table was turned from 0 degrees to 360 degrees to find the maximum reading.
e. The test-receiver system was set to Peak Detect Function and Specified Bandwidth with Maximum Hold Mode.
f. If the emission level of the EUT in peak mode was 10dB lower than the limit specified, then testing could bestopped and the peak values of the EUT would be reported. Otherwise the emissions that did not have 10dBmargin would be re-tested one by one using peak, quasi-peak or average method as specified and then reportedin a data sheet.

Above 1GHz test procedure as below:

g. Different between above is the test site, change from Semi- Anechoic Chamber to fully Anechoic Chamber andchange form table 0.8 metre to 1.5 metre(Above 18GHz the distance is 1 meter and table is 1.5 metre).
h. Test the EUT in the lowest channel ,the middle channel ,the Highest channel

Note:

Both horizontal and vertical antenna polarities were tested
and performed pretest to three orthogonal axis. The worst case emissions were reported

4.2.3 DEVIATION FROM TEST STANDARD

No deviation

4.2.4 TEST SETUP

（A）Radiated Emission Test-Up Frequency Below 30MHz

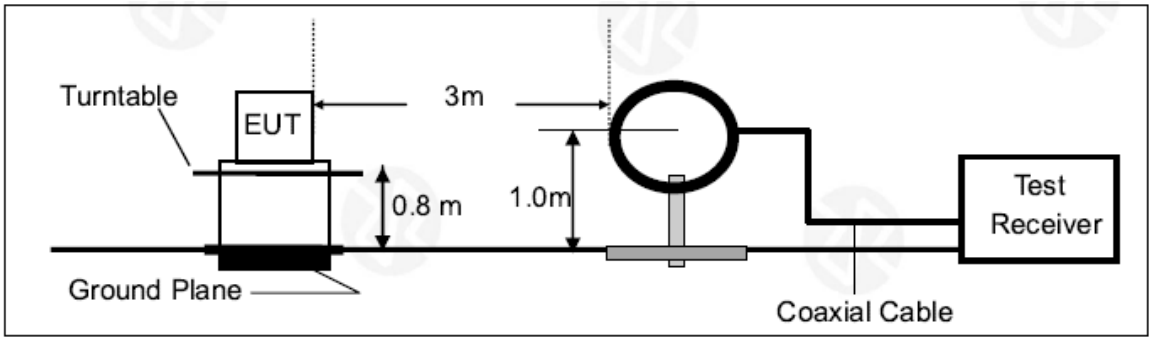

（B）Radiated Emission Test-Up Frequency 30MHz~1GHz

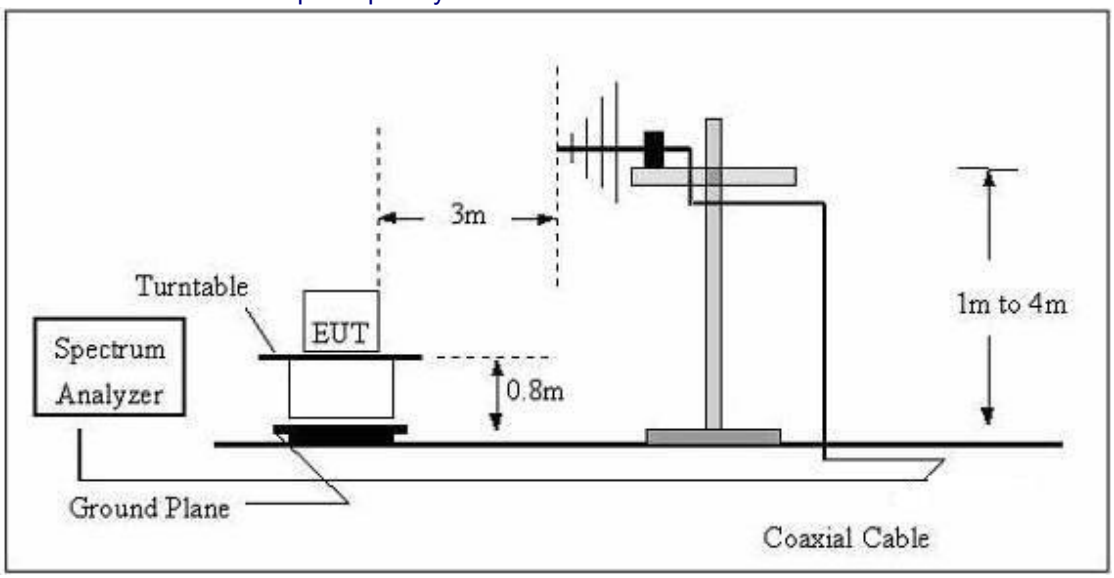

（C）Radiated Emission Test-Up Frequency Above 1GHz

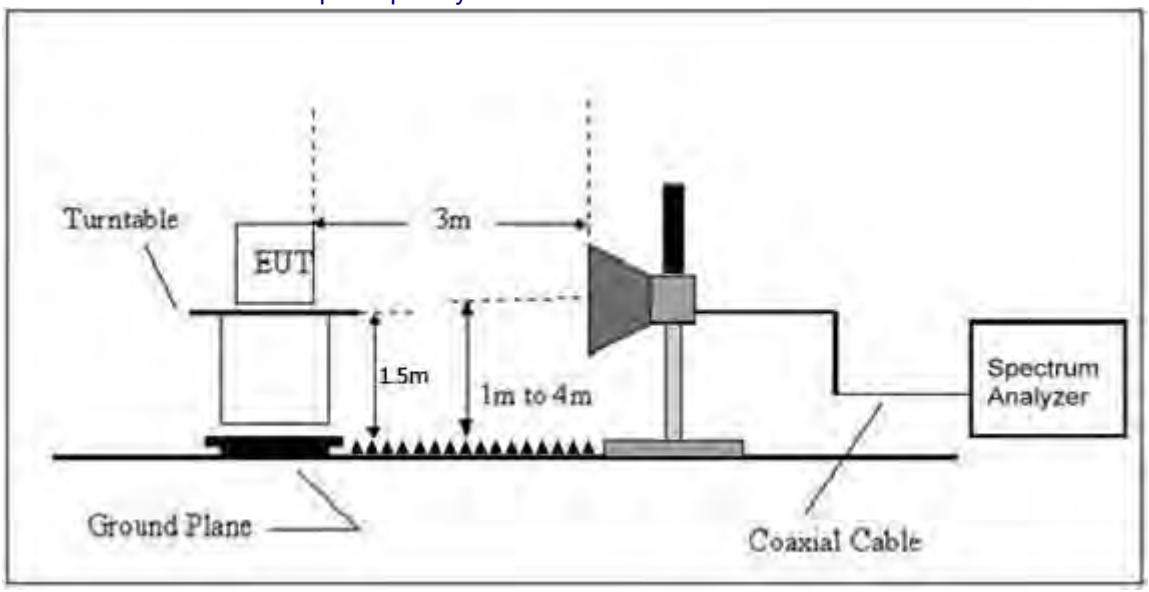

4.2.5 EUT OPERATING CONDITIONS

The EUT tested system was configured as the statements of 2.4 Unless otherwise a special operating condition is specified in the follows during the testing.

4.2.6 TEST RESULTS

Between 9KHz – 30MHz

The emission from 9 kHz to 30MHz was pre-tested and found the result was 20dB lower than the limit, and according to 15.31(o) & RSS-Gen 6.13, the test result no need to reported.

Between 30MHz – 1GHz

Temperature:	26℃	Relative Humidity:	54%
Pressure:	101 kPa	Polarization:	Horizontal
Test Voltage:	AC120V 60Hz		

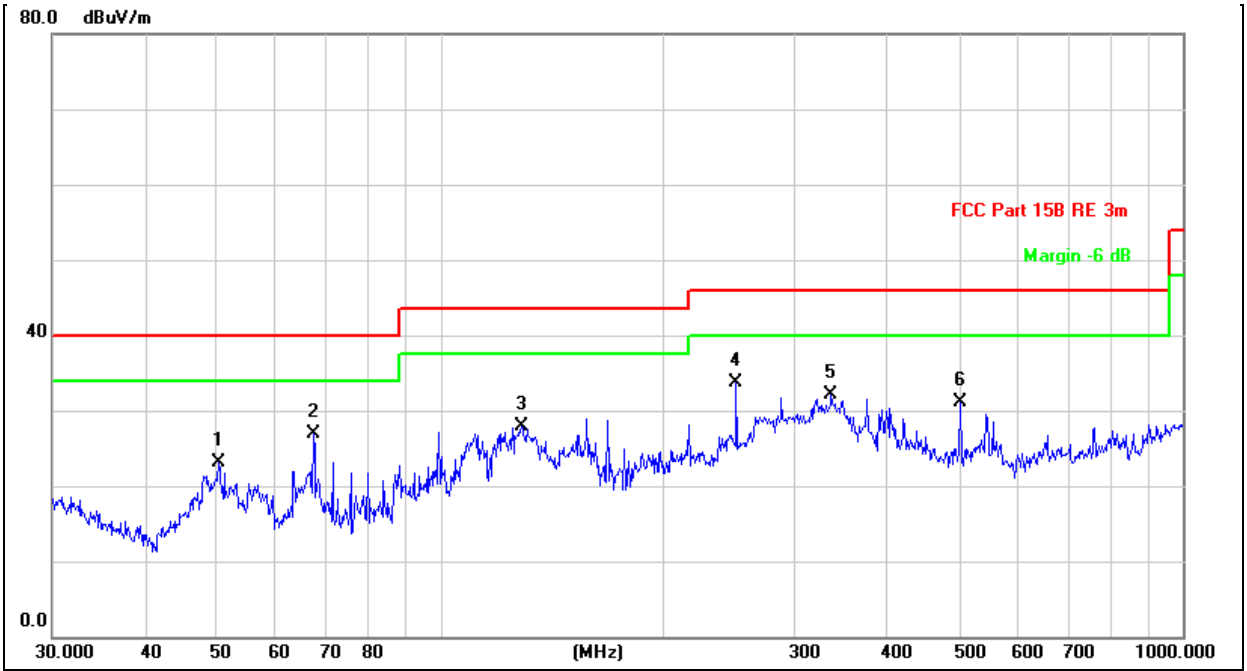

No.	Mk.	Freq.	Reading Level	Correct Factor	Measure-ment	Limit	Over		Antenna Height	Table Degree	
		MHz	dBuV	dB/m	dBuV/m	dBuV/m	dB	Detector	cm	degree	Comment
1		50.2324	38.61	-15.53	23.08	40.00	-16.92	QP	100	0	
2		67.4381	42.09	-15.23	26.86	40.00	-13.14	QP	100	0	
3		128.5629	38.19	-10.31	27.88	43.50	-15.62	QP	100	0	
4	*	250.3009	44.41	-10.72	33.69	46.00	-12.31	QP	100	0	
5		336.0350	39.41	-7.22	32.19	46.00	-13.81	QP	100	0	
6		501.1788	34.34	-3.18	31.16	46.00	-14.84	QP	100	0	

Temperature:	26℃	Relative Humidity:	54%
Pressure:	101kPa	Polarization:	Vertical
Test Voltage:	AC120V 60Hz		

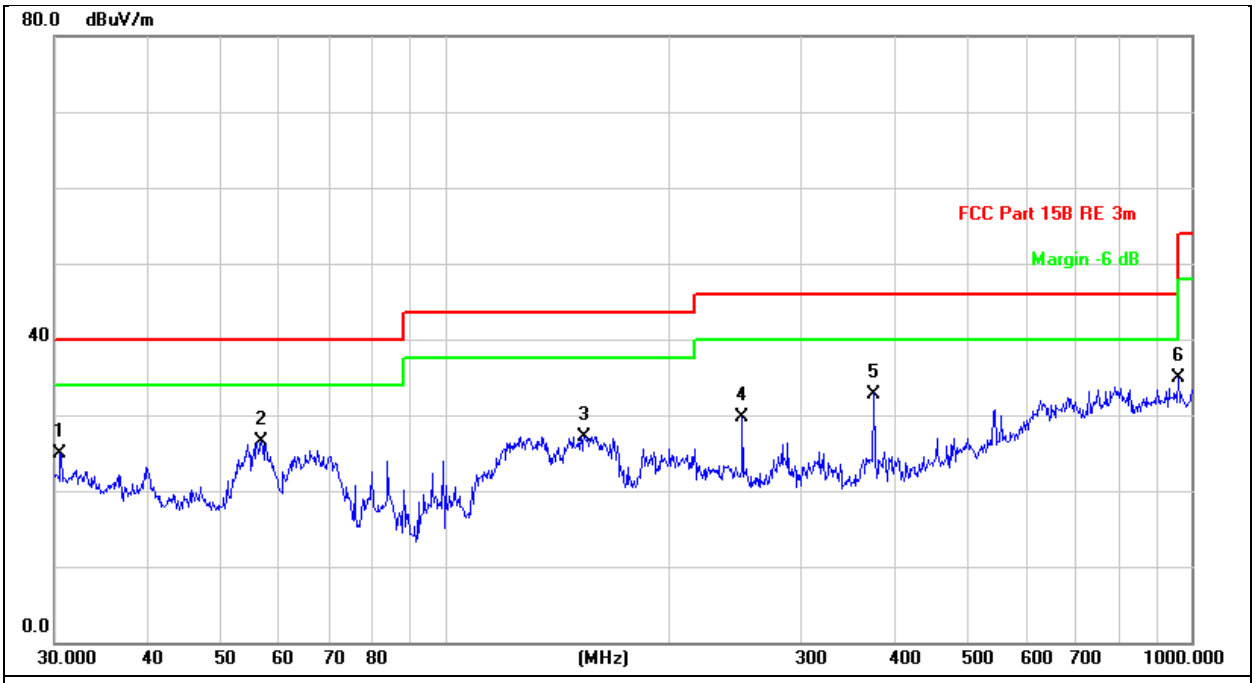

No.	Mk.	Freq.	Reading Level	Correct Factor	Measure-ment	Limit	Over		Antenna Height	Table Degree	
		MHz	dBuV	dB/m	dBuV/m	dBuV/m	dB	Detector	cm	degree	Comment
1		30.5304	29.82	-4.89	24.93	40.00	-15.07	QP	100	360	
2		56.7916	42.18	-15.59	26.59	40.00	-13.41	QP	100	360	
3		153.7384	36.85	-9.70	27.15	43.50	-16.35	QP	100	360	
4		250.3010	40.40	-10.72	29.68	46.00	-16.32	QP	100	360	
5	*	375.9384	39.09	-6.29	32.80	46.00	-13.20	QP	100	360	
6		962.1621	29.76	5.20	34.96	54.00	-19.04	QP	100	360	

ANT1-802.11a

Polar (H/V)	Frequency (MHz)	Meter Reading (dBuV)	Pre-amplifier (dB)	Cable Loss (dB)	Antenna Factor (dB)	Emission Level (dBuV/m)	Limits (dBuV/m)	Margin (dB)	Detector Type
Low Channel:5180MHz									
V	10360	55.34	30.55	5.77	24.66	55.22	74.00	-18.78	PK
V	10360	42.92	30.55	5.77	24.66	42.80	54.00	-11.20	AV
V	15540	56.34	30.33	6.32	24.55	56.88	74.00	-17.12	PK
V	15540	45.52	30.33	6.32	24.55	46.06	54.00	-7.94	AV
V	20720	44.83	30.85	7.45	24.69	46.12	74.00	-27.88	PK
V	20720	43.82	30.85	7.45	24.69	45.11	54.00	-8.89	AV
H	10360	44.56	31.02	8.99	25.57	48.10	74.00	-25.90	PK
H	10360	43.98	31.02	8.99	25.57	47.52	54.00	-6.48	AV
H	15540	45.97	30.55	5.77	24.66	45.85	74.00	-28.15	PK
H	15540	44.65	30.55	5.77	24.66	44.53	54.00	-9.47	AV
H	20720	46.14	30.33	6.32	24.55	46.68	74.00	-27.32	PK
H	20720	45.88	30.33	6.32	24.55	46.42	54.00	-7.58	AV

Polar (H/V)	Frequency (MHz)	Meter Reading (dBuV)	Pre-amplifier (dB)	Cable Loss (dB)	Antenna Factor (dB)	Emission Level (dBuV/m)	Limits (dBuV/m)	Margin (dB)	Detector Type
Middle Channel:5200MHz									
V	10400	52.06	30.55	5.77	24.66	51.94	74.00	-22.06	PK
V	10400	44.56	30.55	5.77	24.66	44.44	54.00	-9.56	AV
V	15600	57.24	30.33	6.32	24.55	57.78	74.00	-16.22	PK
V	15600	47.46	30.33	6.32	24.55	48.00	54.00	-6.00	AV
V	20800	45.44	30.85	7.45	24.69	46.73	74.00	-27.27	PK
V	20800	43.87	30.85	7.45	24.69	45.16	54.00	-8.84	AV
H	10400	44.24	31.02	8.99	25.57	47.78	74.00	-26.22	PK
H	10400	44.69	31.02	8.99	25.57	48.23	54.00	-5.77	AV
H	15600	44.93	30.55	5.77	24.66	44.81	74.00	-29.19	PK
H	15600	44.81	30.55	5.77	24.66	44.69	54.00	-9.31	AV
H	20800	43.63	30.33	6.32	24.55	44.17	74.00	-29.83	PK
H	20800	46.01	30.33	6.32	24.55	46.55	54.00	-7.45	AV

Polar (H/V)	Frequency (MHz)	Meter Reading (dBuV)	Pre-amplifier (dB)	Cable Loss (dB)	Antenna Factor (dB)	Emission Level (dBuV/m)	Limits (dBuV/m)	Margin (dB)	Detector Type
High Channel:5240MHz									
V	10480	56.65	30.55	5.77	24.66	56.53	74.00	-17.47	PK
V	10480	44.99	30.55	5.77	24.66	44.87	54.00	-9.13	AV
V	15720	57.14	30.33	6.32	24.55	57.68	74.00	-16.32	PK
V	15720	47.29	30.33	6.32	24.55	47.83	54.00	-6.17	AV
V	20960	44.93	30.85	7.45	24.69	46.22	74.00	-27.78	PK
V	20960	46.43	30.85	7.45	24.69	47.72	54.00	-6.28	AV
H	10480	44.19	31.02	8.99	25.57	47.73	74.00	-26.27	PK
H	10480	45.50	31.02	8.99	25.57	49.04	54.00	-4.96	AV
H	15720	43.75	30.55	5.77	24.66	43.63	74.00	-30.37	PK
H	15720	46.55	30.55	5.77	24.66	46.43	54.00	-7.57	AV
H	20960	45.68	30.33	6.32	24.55	46.22	74.00	-27.78	PK
H	20960	43.93	30.33	6.32	24.55	44.47	54.00	-9.53	AV

Polar (H/V)	Frequency (MHz)	Meter Reading (dBuV)	Pre-amplifier (dB)	Cable Loss (dB)	Antenna Factor (dB)	Emission Level (dBuV/m)	Limits (dBuV/m)	Margin (dB)	Detector Type
High Channel:5745MHz									
V	11490	53.61	30.55	5.77	24.66	53.49	74.00	-20.51	PK
V	11490	43.67	30.55	5.77	24.66	43.55	54.00	-10.45	AV
V	17235	56.27	30.33	6.32	24.55	56.81	74.00	-17.19	PK
V	17235	45.53	30.33	6.32	24.55	46.07	54.00	-7.93	AV
V	22980	43.93	30.85	7.45	24.69	45.22	74.00	-28.78	PK
V	22980	44.69	30.85	7.45	24.69	45.98	54.00	-8.02	AV
H	11490	45.42	31.02	8.99	25.57	48.96	74.00	-25.04	PK
H	11490	46.07	31.02	8.99	25.57	49.61	54.00	-4.39	AV
H	17235	44.41	30.55	5.77	24.66	44.29	74.00	-29.71	PK
H	17235	46.57	30.55	5.77	24.66	46.45	54.00	-7.55	AV
H	22980	43.80	30.33	6.32	24.55	44.34	74.00	-29.66	PK
H	22980	44.99	30.33	6.32	24.55	45.53	54.00	-8.47	AV

Polar (H/V)	Frequency (MHz)	Meter Reading (dBuV)	Pre-amplifier (dB)	Cable Loss (dB)	Antenna Factor (dB)	Emission Level (dBuV/m)	Limits (dBuV/m)	Margin (dB)	Detector Type
High Channel:5785MHz									
V	11570	53.13	30.55	5.77	24.66	53.01	74.00	-20.99	PK
V	11570	44.51	30.55	5.77	24.66	44.39	54.00	-9.61	AV
V	17355	56.68	30.33	6.32	24.55	57.22	74.00	-16.78	PK
V	17355	45.88	30.33	6.32	24.55	46.42	54.00	-7.58	AV
V	23140	44.23	30.85	7.45	24.69	45.52	74.00	-28.48	PK
V	23140	46.01	30.85	7.45	24.69	47.30	54.00	-6.70	AV
H	11570	45.88	31.02	8.99	25.57	49.42	74.00	-24.58	PK
H	11570	45.74	31.02	8.99	25.57	49.28	54.00	-4.72	AV
H	17355	46.37	30.55	5.77	24.66	46.25	74.00	-27.75	PK
H	17355	44.82	30.55	5.77	24.66	44.70	54.00	-9.30	AV
H	23140	46.55	30.33	6.32	24.55	47.09	74.00	-26.91	PK
H	23140	46.14	30.33	6.32	24.55	46.68	54.00	-7.32	AV

Polar (H/V)	Frequency (MHz)	Meter Reading (dBuV)	Pre-amplifier (dB)	Cable Loss (dB)	Antenna Factor (dB)	Emission Level (dBuV/m)	Limits (dBuV/m)	Margin (dB)	Detector Type
High Channel:5825MHz									
V	11650	57.13	30.55	5.77	24.66	57.01	74.00	-16.99	PK
V	11650	43.35	30.55	5.77	24.66	43.23	54.00	-10.77	AV
V	17475	55.47	30.33	6.32	24.55	56.01	74.00	-17.99	PK
V	17475	45.32	30.33	6.32	24.55	45.86	54.00	-8.14	AV
V	23300	45.69	30.85	7.45	24.69	46.98	74.00	-27.02	PK
V	23300	45.59	30.85	7.45	24.69	46.88	54.00	-7.12	AV
H	11650	44.76	31.02	8.99	25.57	48.30	74.00	-25.70	PK
H	11650	44.62	31.02	8.99	25.57	48.16	54.00	-5.84	AV
H	17475	44.21	30.55	5.77	24.66	44.09	74.00	-29.91	PK
H	17475	44.45	30.55	5.77	24.66	44.33	54.00	-9.67	AV
H	23300	44.04	30.33	6.32	24.55	44.58	74.00	-29.42	PK
H	23300	44.68	30.33	6.32	24.55	45.22	54.00	-8.78	AV

ANT1-802.11n20

Polar (H/V)	Frequency (MHz)	Meter Reading (dBuV)	Pre-amplifier (dB)	Cable Loss (dB)	Antenna Factor (dB)	Emission Level (dBuV/m)	Limits (dBuV/m)	Margin (dB)	Detector Type
Low Channel:5180MHz									
V	10360	54.09	30.55	5.77	24.66	53.97	74.00	-20.03	PK
V	10360	45.34	30.55	5.77	24.66	45.22	54.00	-8.78	AV
V	15540	57.53	30.33	6.32	24.55	58.07	74.00	-15.93	PK
V	15540	46.44	30.33	6.32	24.55	46.98	54.00	-7.02	AV
V	20720	45.42	30.85	7.45	24.69	46.71	74.00	-27.29	PK
V	20720	43.62	30.85	7.45	24.69	44.91	54.00	-9.09	AV
H	10360	44.55	31.02	8.99	25.57	48.09	74.00	-25.91	PK
H	10360	46.13	31.02	8.99	25.57	49.67	54.00	-4.33	AV
H	15540	45.95	30.55	5.77	24.66	45.83	74.00	-28.17	PK
H	15540	46.34	30.55	5.77	24.66	46.22	54.00	-7.78	AV
H	20720	44.07	30.33	6.32	24.55	44.61	74.00	-29.39	PK
H	20720	45.08	30.33	6.32	24.55	45.62	54.00	-8.38	AV

Polar (H/V)	Frequency (MHz)	Meter Reading (dBuV)	Pre-amplifier (dB)	Cable Loss (dB)	Antenna Factor (dB)	Emission Level (dBuV/m)	Limits (dBuV/m)	Margin (dB)	Detector Type
Middle Channel:5200MHz									
V	10400	54.74	30.55	5.77	24.66	54.62	74.00	-19.38	PK
V	10400	42.76	30.55	5.77	24.66	42.64	54.00	-11.36	AV
V	15600	57.59	30.33	6.32	24.55	58.13	74.00	-15.87	PK
V	15600	47.39	30.33	6.32	24.55	47.93	54.00	-6.07	AV
V	20800	44.35	30.85	7.45	24.69	45.64	74.00	-28.36	PK
V	20800	46.29	30.85	7.45	24.69	47.58	54.00	-6.42	AV
H	10400	45.22	31.02	8.99	25.57	48.76	74.00	-25.24	PK
H	10400	44.54	31.02	8.99	25.57	48.08	54.00	-5.92	AV
H	15600	44.89	30.55	5.77	24.66	44.77	74.00	-29.23	PK
H	15600	46.15	30.55	5.77	24.66	46.03	54.00	-7.97	AV
H	20800	44.39	30.33	6.32	24.55	44.93	74.00	-29.07	PK
H	20800	46.01	30.33	6.32	24.55	46.55	54.00	-7.45	AV

Polar (H/V)	Frequency (MHz)	Meter Reading (dBuV)	Pre-amplifier (dB)	Cable Loss (dB)	Antenna Factor (dB)	Emission Level (dBuV/m)	Limits (dBuV/m)	Margin (dB)	Detector Type
High Channel:5240MHz									
V	10480	56.11	30.55	5.77	24.66	55.99	74.00	-18.01	PK
V	10480	45.56	30.55	5.77	24.66	45.44	54.00	-8.56	AV
V	15720	54.92	30.33	6.32	24.55	55.46	74.00	-18.54	PK
V	15720	46.26	30.33	6.32	24.55	46.80	54.00	-7.20	AV
V	20960	43.68	30.85	7.45	24.69	44.97	74.00	-29.03	PK
V	20960	45.68	30.85	7.45	24.69	46.97	54.00	-7.03	AV
H	10480	45.70	31.02	8.99	25.57	49.24	74.00	-24.76	PK
H	10480	44.45	31.02	8.99	25.57	47.99	54.00	-6.01	AV
H	15720	46.32	30.55	5.77	24.66	46.20	74.00	-27.80	PK
H	15720	45.97	30.55	5.77	24.66	45.85	54.00	-8.15	AV
H	20960	44.44	30.33	6.32	24.55	44.98	74.00	-29.02	PK
H	20960	45.49	30.33	6.32	24.55	46.03	54.00	-7.97	AV

Polar (H/V)	Frequency (MHz)	Meter Reading (dBuV)	Pre-amplifier (dB)	Cable Loss (dB)	Antenna Factor (dB)	Emission Level (dBuV/m)	Limits (dBuV/m)	Margin (dB)	Detector Type
High Channel:5745MHz									
V	11490	51.91	30.55	5.77	24.66	51.79	74.00	-22.21	PK
V	11490	45.36	30.55	5.77	24.66	45.24	54.00	-8.76	AV
V	17235	56.17	30.33	6.32	24.55	56.71	74.00	-17.29	PK
V	17235	45.95	30.33	6.32	24.55	46.49	54.00	-7.51	AV
V	22980	44.99	30.85	7.45	24.69	46.28	74.00	-27.72	PK
V	22980	44.88	30.85	7.45	24.69	46.17	54.00	-7.83	AV
H	11490	46.11	31.02	8.99	25.57	49.65	74.00	-24.35	PK
H	11490	46.01	31.02	8.99	25.57	49.55	54.00	-4.45	AV
H	17235	46.03	30.55	5.77	24.66	45.91	74.00	-28.09	PK
H	17235	44.69	30.55	5.77	24.66	44.57	54.00	-9.43	AV
H	22980	46.33	30.33	6.32	24.55	46.87	74.00	-27.13	PK
H	22980	43.66	30.33	6.32	24.55	44.20	54.00	-9.80	AV

Polar (H/V)	Frequency (MHz)	Meter Reading (dBuV)	Pre-amplifier (dB)	Cable Loss (dB)	Antenna Factor (dB)	Emission Level (dBuV/m)	Limits (dBuV/m)	Margin (dB)	Detector Type
High Channel:5785MHz									
V	11570	54.62	30.55	5.77	24.66	54.50	74.00	-19.50	PK
V	11570	45.03	30.55	5.77	24.66	44.91	54.00	-9.09	AV
V	17355	54.62	30.33	6.32	24.55	55.16	74.00	-18.84	PK
V	17355	44.87	30.33	6.32	24.55	45.41	54.00	-8.59	AV
V	23140	46.05	30.85	7.45	24.69	47.34	74.00	-26.66	PK
V	23140	46.54	30.85	7.45	24.69	47.83	54.00	-6.17	AV
H	11570	46.29	31.02	8.99	25.57	49.83	74.00	-24.17	PK
H	11570	43.71	31.02	8.99	25.57	47.25	54.00	-6.75	AV
H	17355	45.72	30.55	5.77	24.66	45.60	74.00	-28.40	PK
H	17355	45.49	30.55	5.77	24.66	45.37	54.00	-8.63	AV
H	23140	45.64	30.33	6.32	24.55	46.18	74.00	-27.82	PK
H	23140	45.14	30.33	6.32	24.55	45.68	54.00	-8.32	AV

Polar (H/V)	Frequency (MHz)	Meter Reading (dBuV)	Pre-amplifier (dB)	Cable Loss (dB)	Antenna Factor (dB)	Emission Level (dBuV/m)	Limits (dBuV/m)	Margin (dB)	Detector Type
High Channel:5825MHz									
V	11650	57.14	30.55	5.77	24.66	57.02	74.00	-16.98	PK
V	11650	43.47	30.55	5.77	24.66	43.35	54.00	-10.65	AV
V	17475	56.12	30.33	6.32	24.55	56.66	74.00	-17.34	PK
V	17475	46.94	30.33	6.32	24.55	47.48	54.00	-6.52	AV
V	23300	45.17	30.85	7.45	24.69	46.46	74.00	-27.54	PK
V	23300	45.79	30.85	7.45	24.69	47.08	54.00	-6.92	AV
H	11650	46.36	31.02	8.99	25.57	49.90	74.00	-24.10	PK
H	11650	45.86	31.02	8.99	25.57	49.40	54.00	-4.60	AV
H	17475	46.33	30.55	5.77	24.66	46.21	74.00	-27.79	PK
H	17475	46.10	30.55	5.77	24.66	45.98	54.00	-8.02	AV
H	23300	45.29	30.33	6.32	24.55	45.83	74.00	-28.17	PK
H	23300	45.30	30.33	6.32	24.55	45.84	54.00	-8.16	AV

ANT1-802.11n40

Polar (H/V)	Frequency (MHz)	Meter Reading (dBuV)	Pre-amplifier (dB)	Cable Loss (dB)	Antenna Factor (dB)	Emission Level (dBuV/m)	Limits (dBuV/m)	Margin (dB)	Detector Type
Low Channel:5190MHz									
V	10360	56.57	30.55	5.77	24.66	56.45	74.00	-17.55	PK
V	10360	43.48	30.55	5.77	24.66	43.36	54.00	-10.64	AV
V	15540	56.94	30.33	6.32	24.55	57.48	74.00	-16.52	PK
V	15540	45.76	30.33	6.32	24.55	46.30	54.00	-7.70	AV
V	20720	45.65	30.85	7.45	24.69	46.94	74.00	-27.06	PK
V	20720	44.69	30.85	7.45	24.69	45.98	54.00	-8.02	AV
H	10360	45.95	31.02	8.99	25.57	49.49	74.00	-24.51	PK
H	10360	43.83	31.02	8.99	25.57	47.37	54.00	-6.63	AV
H	15540	45.11	30.55	5.77	24.66	44.99	74.00	-29.01	PK
H	15540	46.21	30.55	5.77	24.66	46.09	54.00	-7.91	AV
H	20720	44.08	30.33	6.32	24.55	44.62	74.00	-29.38	PK
H	20720	45.92	30.33	6.32	24.55	46.46	54.00	-7.54	AV

Polar (H/V)	Frequency (MHz)	Meter Reading (dBuV)	Pre-amplifier (dB)	Cable Loss (dB)	Antenna Factor (dB)	Emission Level (dBuV/m)	Limits (dBuV/m)	Margin (dB)	Detector Type
Middle Channel:5230MHz									
V	10460	53.01	30.55	5.77	24.66	52.89	74.00	-21.11	PK
V	10460	42.64	30.55	5.77	24.66	42.52	54.00	-11.48	AV
V	15690	55.20	30.33	6.32	24.55	55.74	74.00	-18.26	PK
V	15690	45.90	30.33	6.32	24.55	46.44	54.00	-7.56	AV
V	20920	45.19	30.85	7.45	24.69	46.48	74.00	-27.52	PK
V	20920	44.51	30.85	7.45	24.69	45.80	54.00	-8.20	AV
H	10460	45.42	31.02	8.99	25.57	48.96	74.00	-25.04	PK
H	10460	46.18	31.02	8.99	25.57	49.72	54.00	-4.28	AV
H	15690	45.97	30.55	5.77	24.66	45.85	74.00	-28.15	PK
H	15690	45.06	30.55	5.77	24.66	44.94	54.00	-9.06	AV
H	20920	45.16	30.33	6.32	24.55	45.70	74.00	-28.30	PK
H	20920	45.06	30.33	6.32	24.55	45.60	54.00	-8.40	AV

Polar (H/V)	Frequency (MHz)	Meter Reading (dBuV)	Pre-amplifier (dB)	Cable Loss (dB)	Antenna Factor (dB)	Emission Level (dBuV/m)	Limits (dBuV/m)	Margin (dB)	Detector Type
High Channel:5755MHz									
V	11510	53.00	30.55	5.77	24.66	52.88	74.00	-21.12	PK
V	11510	43.89	30.55	5.77	24.66	43.77	54.00	-10.23	AV
V	17265	54.76	30.33	6.32	24.55	55.30	74.00	-18.70	PK
V	17265	45.60	30.33	6.32	24.55	46.14	54.00	-7.86	AV
V	23020	45.31	30.85	7.45	24.69	46.60	74.00	-27.40	PK
V	23020	44.51	30.85	7.45	24.69	45.80	54.00	-8.20	AV
H	11510	44.84	31.02	8.99	25.57	48.38	74.00	-25.62	PK
H	11510	45.24	31.02	8.99	25.57	48.78	54.00	-5.22	AV
H	17265	45.25	30.55	5.77	24.66	45.13	74.00	-28.87	PK
H	17265	44.52	30.55	5.77	24.66	44.40	54.00	-9.60	AV
H	23020	45.39	30.33	6.32	24.55	45.93	74.00	-28.07	PK
H	23020	45.10	30.33	6.32	24.55	45.64	54.00	-8.36	AV

Polar (H/V)	Frequency (MHz)	Meter Reading (dBuV)	Pre-amplifier (dB)	Cable Loss (dB)	Antenna Factor (dB)	Emission Level (dBuV/m)	Limits (dBuV/m)	Margin (dB)	Detector Type
High Channel:5795MHz									
V	11590	55.71	30.55	5.77	24.66	55.59	74.00	-18.41	PK
V	11590	45.01	30.55	5.77	24.66	44.89	54.00	-9.11	AV
V	17385	56.49	30.33	6.32	24.55	57.03	74.00	-16.97	PK
V	17385	47.44	30.33	6.32	24.55	47.98	54.00	-6.02	AV
V	23180	45.47	30.85	7.45	24.69	46.76	74.00	-27.24	PK
V	23180	45.21	30.85	7.45	24.69	46.50	54.00	-7.50	AV
H	11590	45.74	31.02	8.99	25.57	49.28	74.00	-24.72	PK
H	11590	45.84	31.02	8.99	25.57	49.38	54.00	-4.62	AV
H	17385	46.21	30.55	5.77	24.66	46.09	74.00	-27.91	PK
H	17385	44.40	30.55	5.77	24.66	44.28	54.00	-9.72	AV
H	23180	45.48	30.33	6.32	24.55	46.02	74.00	-27.98	PK
H	23180	45.68	30.33	6.32	24.55	46.22	54.00	-7.78	AV

Remark:
1. Emission Level = Meter Reading + Antenna Factor + Cable Loss – Pre-amplifier,
Margin= Emission Level - Limit
2. If peak below the average limit, the average emission was no test.
3. The amplitude of spurious emissions which are attenuated by more than 20dB below the permissible value has no need to be reported.

ANT1--802.11ac20

Polar (H/V)	Frequency (MHz)	Meter Reading (dBuV)	Pre-amplifier (dB)	Cable Loss (dB)	Antenna Factor (dB)	Emission Level (dBuV/m)	Limits (dBuV/m)	Margin (dB)	Detector Type
Low Channel:5180MHz									
V	10360	58.27	30.55	5.77	24.66	58.15	74.00	-15.85	PK
V	10360	45.53	30.55	5.77	24.66	45.41	54.00	-8.59	AV
V	15540	55.65	30.33	6.32	24.55	56.19	74.00	-17.81	PK
V	15540	45.97	30.33	6.32	24.55	46.51	54.00	-7.49	AV
V	20720	44.66	30.85	7.45	24.69	45.95	74.00	-28.05	PK
V	20720	44.74	30.85	7.45	24.69	46.03	54.00	-7.97	AV
H	10360	45.32	31.02	8.99	25.57	48.86	74.00	-25.14	PK
H	10360	44.17	31.02	8.99	25.57	47.71	54.00	-6.29	AV
H	15540	45.27	30.55	5.77	24.66	45.15	74.00	-28.85	PK
H	15540	43.70	30.55	5.77	24.66	43.58	54.00	-10.42	AV
H	20720	44.83	30.33	6.32	24.55	45.37	74.00	-28.63	PK
H	20720	45.81	30.33	6.32	24.55	46.35	54.00	-7.65	AV

Polar (H/V)	Frequency (MHz)	Meter Reading (dBuV)	Pre-amplifier (dB)	Cable Loss (dB)	Antenna Factor (dB)	Emission Level (dBuV/m)	Limits (dBuV/m)	Margin (dB)	Detector Type
Middle Channel:5200MHz									
V	10400	53.37	30.55	5.77	24.66	53.25	74.00	-20.75	PK
V	10400	44.45	30.55	5.77	24.66	44.33	54.00	-9.67	AV
V	15600	56.30	30.33	6.32	24.55	56.84	74.00	-17.16	PK
V	15600	44.75	30.33	6.32	24.55	45.29	54.00	-8.71	AV
V	20800	43.73	30.85	7.45	24.69	45.02	74.00	-28.98	PK
V	20800	46.21	30.85	7.45	24.69	47.50	54.00	-6.50	AV
H	10400	45.73	31.02	8.99	25.57	49.27	74.00	-24.73	PK
H	10400	44.14	31.02	8.99	25.57	47.68	54.00	-6.32	AV
H	15600	46.14	30.55	5.77	24.66	46.02	74.00	-27.98	PK
H	15600	45.68	30.55	5.77	24.66	45.56	54.00	-8.44	AV
H	20800	46.54	30.33	6.32	24.55	47.08	74.00	-26.92	PK
H	20800	45.98	30.33	6.32	24.55	46.52	54.00	-7.48	AV

Polar (H/V)	Frequency (MHz)	Meter Reading (dBuV)	Pre-amplifier (dB)	Cable Loss (dB)	Antenna Factor (dB)	Emission Level (dBuV/m)	Limits (dBuV/m)	Margin (dB)	Detector Type
High Channel:5240MHz									
V	10480	55.26	30.55	5.77	24.66	55.14	74.00	-18.86	PK
V	10480	43.75	30.55	5.77	24.66	43.63	54.00	-10.37	AV
V	15720	56.59	30.33	6.32	24.55	57.13	74.00	-16.87	PK
V	15720	47.22	30.33	6.32	24.55	47.76	54.00	-6.24	AV
V	20960	45.43	30.85	7.45	24.69	46.72	74.00	-27.28	PK
V	20960	44.28	30.85	7.45	24.69	45.57	54.00	-8.43	AV
H	10480	43.76	31.02	8.99	25.57	47.30	74.00	-26.70	PK
H	10480	44.09	31.02	8.99	25.57	47.63	54.00	-6.37	AV
H	15720	44.01	30.55	5.77	24.66	43.89	74.00	-30.11	PK
H	15720	44.01	30.55	5.77	24.66	43.89	54.00	-10.11	AV
H	20960	45.88	30.33	6.32	24.55	46.42	74.00	-27.58	PK
H	20960	44.87	30.33	6.32	24.55	45.41	54.00	-8.59	AV

Polar (H/V)	Frequency (MHz)	Meter Reading (dBuV)	Pre-amplifier (dB)	Cable Loss (dB)	Antenna Factor (dB)	Emission Level (dBuV/m)	Limits (dBuV/m)	Margin (dB)	Detector Type
High Channel:5745MHz									
V	11490	57.95	30.55	5.77	24.66	57.83	74.00	-16.17	PK
V	11490	45.04	30.55	5.77	24.66	44.92	54.00	-9.08	AV
V	17235	56.07	30.33	6.32	24.55	56.61	74.00	-17.39	PK
V	17235	45.65	30.33	6.32	24.55	46.19	54.00	-7.81	AV
V	22980	45.45	30.85	7.45	24.69	46.74	74.00	-27.26	PK
V	22980	46.24	30.85	7.45	24.69	47.53	54.00	-6.47	AV
H	11490	45.77	31.02	8.99	25.57	49.31	74.00	-24.69	PK
H	11490	44.28	31.02	8.99	25.57	47.82	54.00	-6.18	AV
H	17235	45.02	30.55	5.77	24.66	44.90	74.00	-29.10	PK
H	17235	46.32	30.55	5.77	24.66	46.20	54.00	-7.80	AV
H	22980	45.23	30.33	6.32	24.55	45.77	74.00	-28.23	PK
H	22980	43.85	30.33	6.32	24.55	44.39	54.00	-9.61	AV

Polar (H/V)	Frequency (MHz)	Meter Reading (dBuV)	Pre-amplifier (dB)	Cable Loss (dB)	Antenna Factor (dB)	Emission Level (dBuV/m)	Limits (dBuV/m)	Margin (dB)	Detector Type
High Channel:5785MHz									
V	11570	54.72	30.55	5.77	24.66	54.60	74.00	-19.40	PK
V	11570	44.21	30.55	5.77	24.66	44.09	54.00	-9.91	AV
V	17355	57.03	30.33	6.32	24.55	57.57	74.00	-16.43	PK
V	17355	45.29	30.33	6.32	24.55	45.83	54.00	-8.17	AV
V	23140	45.45	30.85	7.45	24.69	46.74	74.00	-27.26	PK
V	23140	44.37	30.85	7.45	24.69	45.66	54.00	-8.34	AV
H	11570	46.03	31.02	8.99	25.57	49.57	74.00	-24.43	PK
H	11570	44.32	31.02	8.99	25.57	47.86	54.00	-6.14	AV
H	17355	44.94	30.55	5.77	24.66	44.82	74.00	-29.18	PK
H	17355	43.72	30.55	5.77	24.66	43.60	54.00	-10.40	AV
H	23140	43.71	30.33	6.32	24.55	44.25	74.00	-29.75	PK
H	23140	46.57	30.33	6.32	24.55	47.11	54.00	-6.89	AV

Polar (H/V)	Frequency (MHz)	Meter Reading (dBuV)	Pre-amplifier (dB)	Cable Loss (dB)	Antenna Factor (dB)	Emission Level (dBuV/m)	Limits (dBuV/m)	Margin (dB)	Detector Type
High Channel:5825MHz									
V	11650	53.06	30.55	5.77	24.66	52.94	74.00	-21.06	PK
V	11650	45.26	30.55	5.77	24.66	45.14	54.00	-8.86	AV
V	17475	55.48	30.33	6.32	24.55	56.02	74.00	-17.98	PK
V	17475	47.05	30.33	6.32	24.55	47.59	54.00	-6.41	AV
V	23300	45.06	30.85	7.45	24.69	46.35	74.00	-27.65	PK
V	23300	45.39	30.85	7.45	24.69	46.68	54.00	-7.32	AV
H	11650	46.37	31.02	8.99	25.57	49.91	74.00	-24.09	PK
H	11650	46.51	31.02	8.99	25.57	50.05	54.00	-3.95	AV
H	17475	45.56	30.55	5.77	24.66	45.44	74.00	-28.56	PK
H	17475	44.98	30.55	5.77	24.66	44.86	54.00	-9.14	AV
H	23300	44.07	30.33	6.32	24.55	44.61	74.00	-29.39	PK
H	23300	45.40	30.33	6.32	24.55	45.94	54.00	-8.06	AV

ANT1-802.11ac40

Polar (H/V)	Frequency (MHz)	Meter Reading (dBuV)	Pre-amplifier (dB)	Cable Loss (dB)	Antenna Factor (dB)	Emission Level (dBuV/m)	Limits (dBuV/m)	Margin (dB)	Detector Type
Low Channel:5190MHz									
V	10360	54.18	30.55	5.77	24.66	54.06	74.00	-19.94	PK
V	10360	43.08	30.55	5.77	24.66	42.96	54.00	-11.04	AV
V	15540	55.86	30.33	6.32	24.55	56.40	74.00	-17.60	PK
V	15540	46.58	30.33	6.32	24.55	47.12	54.00	-6.88	AV
V	20720	44.50	30.85	7.45	24.69	45.79	74.00	-28.21	PK
V	20720	45.30	30.85	7.45	24.69	46.59	54.00	-7.41	AV
H	10360	45.47	31.02	8.99	25.57	49.01	74.00	-24.99	PK
H	10360	46.00	31.02	8.99	25.57	49.54	54.00	-4.46	AV
H	15540	46.03	30.55	5.77	24.66	45.91	74.00	-28.09	PK
H	15540	44.37	30.55	5.77	24.66	44.25	54.00	-9.75	AV
H	20720	46.30	30.33	6.32	24.55	46.84	74.00	-27.16	PK
H	20720	46.48	30.33	6.32	24.55	47.02	54.00	-6.98	AV

Polar (H/V)	Frequency (MHz)	Meter Reading (dBuV)	Pre-amplifier (dB)	Cable Loss (dB)	Antenna Factor (dB)	Emission Level (dBuV/m)	Limits (dBuV/m)	Margin (dB)	Detector Type
Middle Channel:5230MHz									
V	10460	56.82	30.55	5.77	24.66	56.70	74.00	-17.30	PK
V	10460	42.87	30.55	5.77	24.66	42.75	54.00	-11.25	AV
V	15690	56.57	30.33	6.32	24.55	57.11	74.00	-16.89	PK
V	15690	44.80	30.33	6.32	24.55	45.34	54.00	-8.66	AV
V	20920	45.69	30.85	7.45	24.69	46.98	74.00	-27.02	PK
V	20920	43.64	30.85	7.45	24.69	44.93	54.00	-9.07	AV
H	10460	44.30	31.02	8.99	25.57	47.84	74.00	-26.16	PK
H	10460	44.30	31.02	8.99	25.57	47.84	54.00	-6.16	AV
H	15690	45.82	30.55	5.77	24.66	45.70	74.00	-28.30	PK
H	15690	45.02	30.55	5.77	24.66	44.90	54.00	-9.10	AV
H	20920	43.70	30.33	6.32	24.55	44.24	74.00	-29.76	PK
H	20920	44.06	30.33	6.32	24.55	44.60	54.00	-9.40	AV

Polar (H/V)	Frequency (MHz)	Meter Reading (dBuV)	Pre-amplifier (dB)	Cable Loss (dB)	Antenna Factor (dB)	Emission Level (dBuV/m)	Limits (dBuV/m)	Margin (dB)	Detector Type
High Channel:5755MHz									
V	11510	55.22	30.55	5.77	24.66	55.10	74.00	-18.90	PK
V	11510	43.90	30.55	5.77	24.66	43.78	54.00	-10.22	AV
V	17265	56.86	30.33	6.32	24.55	57.40	74.00	-16.60	PK
V	17265	47.47	30.33	6.32	24.55	48.01	54.00	-5.99	AV
V	23020	45.30	30.85	7.45	24.69	46.59	74.00	-27.41	PK
V	23020	45.59	30.85	7.45	24.69	46.88	54.00	-7.12	AV
H	11510	43.83	31.02	8.99	25.57	47.37	74.00	-26.63	PK
H	11510	45.00	31.02	8.99	25.57	48.54	54.00	-5.46	AV
H	17265	46.02	30.55	5.77	24.66	45.90	74.00	-28.10	PK
H	17265	44.11	30.55	5.77	24.66	43.99	54.00	-10.01	AV
H	23020	44.37	30.33	6.32	24.55	44.91	74.00	-29.09	PK
H	23020	46.14	30.33	6.32	24.55	46.68	54.00	-7.32	AV

Polar (H/V)	Frequency	Meter Reading	Pre-amplifier	Cable Loss	Antenna Factor	Emission Level	Limits	Margin	Detector Type
	(MHz)	(dBuV)	(dB)	(dB)	(dB)	(dBuV/m)	(dBuV/m)	(dB)	
High Channel:5795MHz									
V	11510	52.59	30.55	5.77	24.66	52.47	74.00	-21.53	PK
V	11510	44.37	30.55	5.77	24.66	44.25	54.00	-9.75	AV
V	17265	54.79	30.33	6.32	24.55	55.33	74.00	-18.67	PK
V	17265	45.14	30.33	6.32	24.55	45.68	54.00	-8.32	AV
V	23020	46.47	30.85	7.45	24.69	47.76	74.00	-26.24	PK
V	23020	44.65	30.85	7.45	24.69	45.94	54.00	-8.06	AV
H	11510	43.98	31.02	8.99	25.57	47.52	74.00	-26.48	PK
H	11510	45.73	31.02	8.99	25.57	49.27	54.00	-4.73	AV
H	17265	43.71	30.55	5.77	24.66	43.59	74.00	-30.41	PK
H	17265	44.65	30.55	5.77	24.66	44.53	54.00	-9.47	AV
H	23020	45.85	30.33	6.32	24.55	46.39	74.00	-27.61	PK
H	23020	45.22	30.33	6.32	24.55	45.76	54.00	-8.24	AV

ANT1-802.11ac80

Polar (H/V)	Frequency	Meter Reading	Pre-amplifier	Cable Loss	Antenna Factor	Emission Level	Limits	Margin	Detector Type
	(MHz)	(dBuV)	(dB)	(dB)	(dB)	(dBuV/m)	(dBuV/m)	(dB)	
5210MHz									
V	10420	55.37	30.55	5.77	24.66	55.25	74.00	-18.75	PK
V	10420	43.16	30.55	5.77	24.66	43.04	54.00	-10.96	AV
V	15630	55.30	30.33	6.32	24.55	55.84	74.00	-18.16	PK
V	15630	47.13	30.33	6.32	24.55	47.67	54.00	-6.33	AV
V	20840	44.86	30.85	7.45	24.69	46.15	74.00	-27.85	PK
V	20840	45.61	30.85	7.45	24.69	46.90	54.00	-7.10	AV
H	10420	44.70	31.02	8.99	25.57	48.24	74.00	-25.76	PK
H	10420	44.85	31.02	8.99	25.57	48.39	54.00	-5.61	AV
H	15630	46.07	30.55	5.77	24.66	45.95	74.00	-28.05	PK
H	15630	44.80	30.55	5.77	24.66	44.68	54.00	-9.32	AV
H	20840	46.26	30.33	6.32	24.55	46.80	74.00	-27.20	PK
H	20840	44.96	30.33	6.32	24.55	45.50	54.00	-8.50	AV

Polar (H/V)	Frequency	Meter Reading	Pre-amplifier	Cable Loss	Antenna Factor	Emission Level	Limits	Margin	Detector Type
	(MHz)	(dBuV)	(dB)	(dB)	(dB)	(dBuV/m)	(dBuV/m)	(dB)	
High Channel:5775MHz									
V	11550	57.07	30.55	5.77	24.66	56.95	74.00	-17.05	PK
V	11550	42.80	30.55	5.77	24.66	42.68	54.00	-11.32	AV
V	17325	54.98	30.33	6.32	24.55	55.52	74.00	-18.48	PK
V	17325	45.50	30.33	6.32	24.55	46.04	54.00	-7.96	AV
V	23100	45.18	30.85	7.45	24.69	46.47	74.00	-27.53	PK
V	23100	43.92	30.85	7.45	24.69	45.21	54.00	-8.79	AV
H	11550	44.68	31.02	8.99	25.57	48.22	74.00	-25.78	PK
H	11550	44.53	31.02	8.99	25.57	48.07	54.00	-5.93	AV
H	17325	46.46	30.55	5.77	24.66	46.34	74.00	-27.66	PK
H	17325	46.45	30.55	5.77	24.66	46.33	54.00	-7.67	AV
H	23100	45.98	30.33	6.32	24.55	46.52	74.00	-27.48	PK
H	23100	45.78	30.33	6.32	24.55	46.32	54.00	-7.68	AV

ANT1--802.11ax20

Polar (H/V)	Frequency (MHz)	Meter Reading (dBuV)	Pre-amplifier (dB)	Cable Loss (dB)	Antenna Factor (dB)	Emission Level (dBuV/m)	Limits (dBuV/m)	Margin (dB)	Detector Type
Low Channel:5180MHz									
V	10360	57.52	30.55	5.77	24.66	57.40	74.00	-16.60	PK
V	10360	43.64	30.55	5.77	24.66	43.52	54.00	-10.48	AV
V	15540	55.14	30.33	6.32	24.55	55.68	74.00	-18.32	PK
V	15540	46.79	30.33	6.32	24.55	47.33	54.00	-6.67	AV
V	20720	46.31	30.85	7.45	24.69	47.60	74.00	-26.40	PK
V	20720	43.67	30.85	7.45	24.69	44.96	54.00	-9.04	AV
H	10360	45.69	31.02	8.99	25.57	49.23	74.00	-24.77	PK
H	10360	45.06	31.02	8.99	25.57	48.60	54.00	-5.40	AV
H	15540	43.91	30.55	5.77	24.66	43.79	74.00	-30.21	PK
H	15540	44.18	30.55	5.77	24.66	44.06	54.00	-9.94	AV
H	20720	46.53	30.33	6.32	24.55	47.07	74.00	-26.93	PK
H	20720	45.91	30.33	6.32	24.55	46.45	54.00	-7.55	AV

Polar (H/V)	Frequency (MHz)	Meter Reading (dBuV)	Pre-amplifier (dB)	Cable Loss (dB)	Antenna Factor (dB)	Emission Level (dBuV/m)	Limits (dBuV/m)	Margin (dB)	Detector Type
Middle Channel:5200MHz									
V	10400	52.50	30.55	5.77	24.66	52.38	74.00	-21.62	PK
V	10400	43.67	30.55	5.77	24.66	43.55	54.00	-10.45	AV
V	15600	56.02	30.33	6.32	24.55	56.56	74.00	-17.44	PK
V	15600	46.17	30.33	6.32	24.55	46.71	54.00	-7.29	AV
V	20800	44.02	30.85	7.45	24.69	45.31	74.00	-28.69	PK
V	20800	45.83	30.85	7.45	24.69	47.12	54.00	-6.88	AV
H	10400	43.65	31.02	8.99	25.57	47.19	74.00	-26.81	PK
H	10400	45.74	31.02	8.99	25.57	49.28	54.00	-4.72	AV
H	15600	44.78	30.55	5.77	24.66	44.66	74.00	-29.34	PK
H	15600	44.39	30.55	5.77	24.66	44.27	54.00	-9.73	AV
H	20800	45.40	30.33	6.32	24.55	45.94	74.00	-28.06	PK
H	20800	45.89	30.33	6.32	24.55	46.43	54.00	-7.57	AV

Polar (H/V)	Frequency (MHz)	Meter Reading (dBuV)	Pre-amplifier (dB)	Cable Loss (dB)	Antenna Factor (dB)	Emission Level (dBuV/m)	Limits (dBuV/m)	Margin (dB)	Detector Type
High Channel:5240MHz									
V	10480	56.74	30.55	5.77	24.66	56.62	74.00	-17.38	PK
V	10480	44.20	30.55	5.77	24.66	44.08	54.00	-9.92	AV
V	15720	57.15	30.33	6.32	24.55	57.69	74.00	-16.31	PK
V	15720	47.05	30.33	6.32	24.55	47.59	54.00	-6.41	AV
V	20960	45.38	30.85	7.45	24.69	46.67	74.00	-27.33	PK
V	20960	46.53	30.85	7.45	24.69	47.82	54.00	-6.18	AV
H	10480	45.34	31.02	8.99	25.57	48.88	74.00	-25.12	PK
H	10480	43.68	31.02	8.99	25.57	47.22	54.00	-6.78	AV
H	15720	45.61	30.55	5.77	24.66	45.49	74.00	-28.51	PK
H	15720	44.58	30.55	5.77	24.66	44.46	54.00	-9.54	AV
H	20960	43.70	30.33	6.32	24.55	44.24	74.00	-29.76	PK
H	20960	46.42	30.33	6.32	24.55	46.96	54.00	-7.04	AV

Polar (H/V)	Frequency (MHz)	Meter Reading (dBuV)	Pre-amplifier (dB)	Cable Loss (dB)	Antenna Factor (dB)	Emission Level (dBuV/m)	Limits (dBuV/m)	Margin (dB)	Detector Type
High Channel:5745MHz									
V	11490	56.91	30.55	5.77	24.66	56.79	74.00	-17.21	PK
V	11490	44.42	30.55	5.77	24.66	44.30	54.00	-9.70	AV
V	17235	56.86	30.33	6.32	24.55	57.40	74.00	-16.60	PK
V	17235	44.97	30.33	6.32	24.55	45.51	54.00	-8.49	AV
V	22980	43.85	30.85	7.45	24.69	45.14	74.00	-28.86	PK
V	22980	45.30	30.85	7.45	24.69	46.59	54.00	-7.41	AV
H	11490	43.69	31.02	8.99	25.57	47.23	74.00	-26.77	PK
H	11490	44.19	31.02	8.99	25.57	47.73	54.00	-6.27	AV
H	17235	44.26	30.55	5.77	24.66	44.14	74.00	-29.86	PK
H	17235	44.86	30.55	5.77	24.66	44.74	54.00	-9.26	AV
H	22980	46.36	30.33	6.32	24.55	46.90	74.00	-27.10	PK
H	22980	45.41	30.33	6.32	24.55	45.95	54.00	-8.05	AV

Polar (H/V)	Frequency (MHz)	Meter Reading (dBuV)	Pre-amplifier (dB)	Cable Loss (dB)	Antenna Factor (dB)	Emission Level (dBuV/m)	Limits (dBuV/m)	Margin (dB)	Detector Type
High Channel:5785MHz									
V	11570	56.96	30.55	5.77	24.66	56.84	74.00	-17.16	PK
V	11570	43.91	30.55	5.77	24.66	43.79	54.00	-10.21	AV
V	17355	55.45	30.33	6.32	24.55	55.99	74.00	-18.01	PK
V	17355	46.55	30.33	6.32	24.55	47.09	54.00	-6.91	AV
V	23140	44.81	30.85	7.45	24.69	46.10	74.00	-27.90	PK
V	23140	44.31	30.85	7.45	24.69	45.60	54.00	-8.40	AV
H	11570	45.18	31.02	8.99	25.57	48.72	74.00	-25.28	PK
H	11570	44.35	31.02	8.99	25.57	47.89	54.00	-6.11	AV
H	17355	44.77	30.55	5.77	24.66	44.65	74.00	-29.35	PK
H	17355	45.52	30.55	5.77	24.66	45.40	54.00	-8.60	AV
H	23140	44.57	30.33	6.32	24.55	45.11	74.00	-28.89	PK
H	23140	45.91	30.33	6.32	24.55	46.45	54.00	-7.55	AV

Polar (H/V)	Frequency (MHz)	Meter Reading (dBuV)	Pre-amplifier (dB)	Cable Loss (dB)	Antenna Factor (dB)	Emission Level (dBuV/m)	Limits (dBuV/m)	Margin (dB)	Detector Type
High Channel:5825MHz									
V	11650	57.02	30.55	5.77	24.66	56.90	74.00	-17.10	PK
V	11650	44.23	30.55	5.77	24.66	44.11	54.00	-9.89	AV
V	17475	56.99	30.33	6.32	24.55	57.53	74.00	-16.47	PK
V	17475	45.48	30.33	6.32	24.55	46.02	54.00	-7.98	AV
V	23300	45.93	30.85	7.45	24.69	47.22	74.00	-26.78	PK
V	23300	46.47	30.85	7.45	24.69	47.76	54.00	-6.24	AV
H	11650	45.37	31.02	8.99	25.57	48.91	74.00	-25.09	PK
H	11650	44.65	31.02	8.99	25.57	48.19	54.00	-5.81	AV
H	17475	44.01	30.55	5.77	24.66	43.89	74.00	-30.11	PK
H	17475	45.60	30.55	5.77	24.66	45.48	54.00	-8.52	AV
H	23300	45.68	30.33	6.32	24.55	46.22	74.00	-27.78	PK
H	23300	46.58	30.33	6.32	24.55	47.12	54.00	-6.88	AV

ANT1-802.11ax40

Polar (H/V)	Frequency (MHz)	Meter Reading (dBuV)	Pre-amplifier (dB)	Cable Loss (dB)	Antenna Factor (dB)	Emission Level (dBuV/m)	Limits (dBuV/m)	Margin (dB)	Detector Type
Low Channel:5190MHz									
V	10360	55.87	30.55	5.77	24.66	55.75	74.00	-18.25	PK
V	10360	43.02	30.55	5.77	24.66	42.90	54.00	-11.10	AV
V	15540	56.79	30.33	6.32	24.55	57.33	74.00	-16.67	PK
V	15540	46.72	30.33	6.32	24.55	47.26	54.00	-6.74	AV
V	20720	45.28	30.85	7.45	24.69	46.57	74.00	-27.43	PK
V	20720	45.72	30.85	7.45	24.69	47.01	54.00	-6.99	AV
H	10360	45.86	31.02	8.99	25.57	49.40	74.00	-24.60	PK
H	10360	45.77	31.02	8.99	25.57	49.31	54.00	-4.69	AV
H	15540	45.07	30.55	5.77	24.66	44.95	74.00	-29.05	PK
H	15540	44.72	30.55	5.77	24.66	44.60	54.00	-9.40	AV
H	20720	45.87	30.33	6.32	24.55	46.41	74.00	-27.59	PK
H	20720	46.16	30.33	6.32	24.55	46.70	54.00	-7.30	AV

Polar (H/V)	Frequency (MHz)	Meter Reading (dBuV)	Pre-amplifier (dB)	Cable Loss (dB)	Antenna Factor (dB)	Emission Level (dBuV/m)	Limits (dBuV/m)	Margin (dB)	Detector Type
Middle Channel:5230MHz									
V	10460	55.74	30.55	5.77	24.66	55.62	74.00	-18.38	PK
V	10460	43.03	30.55	5.77	24.66	42.91	54.00	-11.09	AV
V	15690	56.95	30.33	6.32	24.55	57.49	74.00	-16.51	PK
V	15690	46.10	30.33	6.32	24.55	46.64	54.00	-7.36	AV
V	20920	44.03	30.85	7.45	24.69	45.32	74.00	-28.68	PK
V	20920	45.87	30.85	7.45	24.69	47.16	54.00	-6.84	AV
H	10460	46.28	31.02	8.99	25.57	49.82	74.00	-24.18	PK
H	10460	43.91	31.02	8.99	25.57	47.45	54.00	-6.55	AV
H	15690	45.34	30.55	5.77	24.66	45.22	74.00	-28.78	PK
H	15690	43.97	30.55	5.77	24.66	43.85	54.00	-10.15	AV
H	20920	45.74	30.33	6.32	24.55	46.28	74.00	-27.72	PK
H	20920	44.53	30.33	6.32	24.55	45.07	54.00	-8.93	AV

Polar (H/V)	Frequency (MHz)	Meter Reading (dBuV)	Pre-amplifier (dB)	Cable Loss (dB)	Antenna Factor (dB)	Emission Level (dBuV/m)	Limits (dBuV/m)	Margin (dB)	Detector Type
High Channel:5755MHz									
V	11510	55.47	30.55	5.77	24.66	55.35	74.00	-18.65	PK
V	11510	44.90	30.55	5.77	24.66	44.78	54.00	-9.22	AV
V	17265	57.18	30.33	6.32	24.55	57.72	74.00	-16.28	PK
V	17265	45.73	30.33	6.32	24.55	46.27	54.00	-7.73	AV
V	23020	46.34	30.85	7.45	24.69	47.63	74.00	-26.37	PK
V	23020	46.44	30.85	7.45	24.69	47.73	54.00	-6.27	AV
H	11510	44.75	31.02	8.99	25.57	48.29	74.00	-25.71	PK
H	11510	45.10	31.02	8.99	25.57	48.64	54.00	-5.36	AV
H	17265	44.73	30.55	5.77	24.66	44.61	74.00	-29.39	PK
H	17265	45.61	30.55	5.77	24.66	45.49	54.00	-8.51	AV
H	23020	44.45	30.33	6.32	24.55	44.99	74.00	-29.01	PK
H	23020	46.20	30.33	6.32	24.55	46.74	54.00	-7.26	AV

Polar (H/V)	Frequency	Meter Reading	Pre-amplifier	Cable Loss	Antenna Factor	Emission Level	Limits	Margin	Detector Type
	(MHz)	(dBuV)	(dB)	(dB)	(dB)	(dBuV/m)	(dBuV/m)	(dB)	
High Channel:5795MHz									
V	11510	52.03	30.55	5.77	24.66	51.91	74.00	-22.09	PK
V	11510	44.42	30.55	5.77	24.66	44.30	54.00	-9.70	AV
V	17265	55.17	30.33	6.32	24.55	55.71	74.00	-18.29	PK
V	17265	45.15	30.33	6.32	24.55	45.69	54.00	-8.31	AV
V	23020	46.47	30.85	7.45	24.69	47.76	74.00	-26.24	PK
V	23020	46.03	30.85	7.45	24.69	47.32	54.00	-6.68	AV
H	11510	44.86	31.02	8.99	25.57	48.40	74.00	-25.60	PK
H	11510	46.18	31.02	8.99	25.57	49.72	54.00	-4.28	AV
H	17265	45.00	30.55	5.77	24.66	44.88	74.00	-29.12	PK
H	17265	45.83	30.55	5.77	24.66	45.71	54.00	-8.29	AV
H	23020	45.63	30.33	6.32	24.55	46.17	74.00	-27.83	PK
H	23020	43.62	30.33	6.32	24.55	44.16	54.00	-9.84	AV

ANT1-802.11ax80

Polar (H/V)	Frequency	Meter Reading	Pre-amplifier	Cable Loss	Antenna Factor	Emission Level	Limits	Margin	Detector Type
	(MHz)	(dBuV)	(dB)	(dB)	(dB)	(dBuV/m)	(dBuV/m)	(dB)	
5210MHz									
V	10420	54.04	30.55	5.77	24.66	53.92	74.00	-20.08	PK
V	10420	44.05	30.55	5.77	24.66	43.93	54.00	-10.07	AV
V	15630	56.36	30.33	6.32	24.55	56.90	74.00	-17.10	PK
V	15630	46.07	30.33	6.32	24.55	46.61	54.00	-7.39	AV
V	20840	46.27	30.85	7.45	24.69	47.56	74.00	-26.44	PK
V	20840	43.77	30.85	7.45	24.69	45.06	54.00	-8.94	AV
H	10420	43.92	31.02	8.99	25.57	47.46	74.00	-26.54	PK
H	10420	46.36	31.02	8.99	25.57	49.90	54.00	-4.10	AV
H	15630	44.81	30.55	5.77	24.66	44.69	74.00	-29.31	PK
H	15630	46.53	30.55	5.77	24.66	46.41	54.00	-7.59	AV
H	20840	45.10	30.33	6.32	24.55	45.64	74.00	-28.36	PK
H	20840	43.72	30.33	6.32	24.55	44.26	54.00	-9.74	AV

Polar (H/V)	Frequency	Meter Reading	Pre-amplifier	Cable Loss	Antenna Factor	Emission Level	Limits	Margin	Detector Type
	(MHz)	(dBuV)	(dB)	(dB)	(dB)	(dBuV/m)	(dBuV/m)	(dB)	
High Channel:5775MHz									
V	11550	58.21	30.55	5.77	24.66	58.09	74.00	-15.91	PK
V	11550	43.72	30.55	5.77	24.66	43.60	54.00	-10.40	AV
V	17325	56.79	30.33	6.32	24.55	57.33	74.00	-16.67	PK
V	17325	45.12	30.33	6.32	24.55	45.66	54.00	-8.34	AV
V	23100	45.68	30.85	7.45	24.69	46.97	74.00	-27.03	PK
V	23100	43.63	30.85	7.45	24.69	44.92	54.00	-9.08	AV
H	11550	46.13	31.02	8.99	25.57	49.67	74.00	-24.33	PK
H	11550	45.77	31.02	8.99	25.57	49.31	54.00	-4.69	AV
H	17325	45.13	30.55	5.77	24.66	45.01	74.00	-28.99	PK
H	17325	46.55	30.55	5.77	24.66	46.43	54.00	-7.57	AV
H	23100	46.59	30.33	6.32	24.55	47.13	74.00	-26.87	PK
H	23100	45.24	30.33	6.32	24.55	45.78	54.00	-8.22	AV

ANT2-802.11a

Polar (H/V)	Frequency (MHz)	Meter Reading (dBuV)	Pre-amplifier (dB)	Cable Loss (dB)	Antenna Factor (dB)	Emission Level (dBuV/m)	Limits (dBuV/m)	Margin (dB)	Detector Type
Low Channel:5180MHz									
V	10360	57.78	30.55	5.77	24.66	57.66	74.00	-16.34	PK
V	10360	45.50	30.55	5.77	24.66	45.38	54.00	-8.62	AV
V	15540	57.33	30.33	6.32	24.55	57.87	74.00	-16.13	PK
V	15540	45.04	30.33	6.32	24.55	45.58	54.00	-8.42	AV
V	20720	46.00	30.85	7.45	24.69	47.29	74.00	-26.71	PK
V	20720	43.63	30.85	7.45	24.69	44.92	54.00	-9.08	AV
H	10360	45.76	31.02	8.99	25.57	49.30	74.00	-24.70	PK
H	10360	44.82	31.02	8.99	25.57	48.36	54.00	-5.64	AV
H	15540	43.75	30.55	5.77	24.66	43.63	74.00	-30.37	PK
H	15540	45.71	30.55	5.77	24.66	45.59	54.00	-8.41	AV
H	20720	44.14	30.33	6.32	24.55	44.68	74.00	-29.32	PK
H	20720	44.17	30.33	6.32	24.55	44.71	54.00	-9.29	AV

Polar (H/V)	Frequency (MHz)	Meter Reading (dBuV)	Pre-amplifier (dB)	Cable Loss (dB)	Antenna Factor (dB)	Emission Level (dBuV/m)	Limits (dBuV/m)	Margin (dB)	Detector Type
Middle Channel:5200MHz									
V	10400	56.30	30.55	5.77	24.66	56.18	74.00	-17.82	PK
V	10400	44.22	30.55	5.77	24.66	44.10	54.00	-9.90	AV
V	15600	54.73	30.33	6.32	24.55	55.27	74.00	-18.73	PK
V	15600	44.82	30.33	6.32	24.55	45.36	54.00	-8.64	AV
V	20800	44.08	30.85	7.45	24.69	45.37	74.00	-28.63	PK
V	20800	45.67	30.85	7.45	24.69	46.96	54.00	-7.04	AV
H	10400	44.46	31.02	8.99	25.57	48.00	74.00	-26.00	PK
H	10400	44.26	31.02	8.99	25.57	47.80	54.00	-6.20	AV
H	15600	46.54	30.55	5.77	24.66	46.42	74.00	-27.58	PK
H	15600	46.34	30.55	5.77	24.66	46.22	54.00	-7.78	AV
H	20800	44.15	30.33	6.32	24.55	44.69	74.00	-29.31	PK
H	20800	43.64	30.33	6.32	24.55	44.18	54.00	-9.82	AV

Polar (H/V)	Frequency (MHz)	Meter Reading (dBuV)	Pre-amplifier (dB)	Cable Loss (dB)	Antenna Factor (dB)	Emission Level (dBuV/m)	Limits (dBuV/m)	Margin (dB)	Detector Type
High Channel:5240MHz									
V	10480	55.32	30.55	5.77	24.66	55.20	74.00	-18.80	PK
V	10480	43.47	30.55	5.77	24.66	43.35	54.00	-10.65	AV
V	15720	56.67	30.33	6.32	24.55	57.21	74.00	-16.79	PK
V	15720	47.17	30.33	6.32	24.55	47.71	54.00	-6.29	AV
V	20960	43.68	30.85	7.45	24.69	44.97	74.00	-29.03	PK
V	20960	43.76	30.85	7.45	24.69	45.05	54.00	-8.95	AV
H	10480	45.13	31.02	8.99	25.57	48.67	74.00	-25.33	PK
H	10480	44.83	31.02	8.99	25.57	48.37	54.00	-5.63	AV
H	15720	46.26	30.55	5.77	24.66	46.14	74.00	-27.86	PK
H	15720	46.37	30.55	5.77	24.66	46.25	54.00	-7.75	AV
H	20960	45.07	30.33	6.32	24.55	45.61	74.00	-28.39	PK
H	20960	45.98	30.33	6.32	24.55	46.52	54.00	-7.48	AV

Polar (H/V)	Frequency (MHz)	Meter Reading (dBuV)	Pre-amplifier (dB)	Cable Loss (dB)	Antenna Factor (dB)	Emission Level (dBuV/m)	Limits (dBuV/m)	Margin (dB)	Detector Type
High Channel:5745MHz									
V	11490	57.39	30.55	5.77	24.66	57.27	74.00	-16.73	PK
V	11490	42.78	30.55	5.77	24.66	42.66	54.00	-11.34	AV
V	17235	55.84	30.33	6.32	24.55	56.38	74.00	-17.62	PK
V	17235	46.68	30.33	6.32	24.55	47.22	54.00	-6.78	AV
V	22980	45.70	30.85	7.45	24.69	46.99	74.00	-27.01	PK
V	22980	43.74	30.85	7.45	24.69	45.03	54.00	-8.97	AV
H	11490	45.38	31.02	8.99	25.57	48.92	74.00	-25.08	PK
H	11490	45.59	31.02	8.99	25.57	49.13	54.00	-4.87	AV
H	17235	43.81	30.55	5.77	24.66	43.69	74.00	-30.31	PK
H	17235	44.65	30.55	5.77	24.66	44.53	54.00	-9.47	AV
H	22980	46.02	30.33	6.32	24.55	46.56	74.00	-27.44	PK
H	22980	44.93	30.33	6.32	24.55	45.47	54.00	-8.53	AV

Polar (H/V)	Frequency (MHz)	Meter Reading (dBuV)	Pre-amplifier (dB)	Cable Loss (dB)	Antenna Factor (dB)	Emission Level (dBuV/m)	Limits (dBuV/m)	Margin (dB)	Detector Type
High Channel:5785MHz									
V	11570	58.25	30.55	5.77	24.66	58.13	74.00	-15.87	PK
V	11570	43.43	30.55	5.77	24.66	43.31	54.00	-10.69	AV
V	17355	56.76	30.33	6.32	24.55	57.30	74.00	-16.70	PK
V	17355	44.65	30.33	6.32	24.55	45.19	54.00	-8.81	AV
V	23140	46.29	30.85	7.45	24.69	47.58	74.00	-26.42	PK
V	23140	44.65	30.85	7.45	24.69	45.94	54.00	-8.06	AV
H	11570	43.64	31.02	8.99	25.57	47.18	74.00	-26.82	PK
H	11570	44.60	31.02	8.99	25.57	48.14	54.00	-5.86	AV
H	17355	44.13	30.55	5.77	24.66	44.01	74.00	-29.99	PK
H	17355	45.11	30.55	5.77	24.66	44.99	54.00	-9.01	AV
H	23140	44.80	30.33	6.32	24.55	45.34	74.00	-28.66	PK
H	23140	46.25	30.33	6.32	24.55	46.79	54.00	-7.21	AV

Polar (H/V)	Frequency (MHz)	Meter Reading (dBuV)	Pre-amplifier (dB)	Cable Loss (dB)	Antenna Factor (dB)	Emission Level (dBuV/m)	Limits (dBuV/m)	Margin (dB)	Detector Type
High Channel:5825MHz									
V	11650	57.97	30.55	5.77	24.66	57.85	74.00	-16.15	PK
V	11650	43.12	30.55	5.77	24.66	43.00	54.00	-11.00	AV
V	17475	56.00	30.33	6.32	24.55	56.54	74.00	-17.46	PK
V	17475	46.58	30.33	6.32	24.55	47.12	54.00	-6.88	AV
V	23300	46.32	30.85	7.45	24.69	47.61	74.00	-26.39	PK
V	23300	45.69	30.85	7.45	24.69	46.98	54.00	-7.02	AV
H	11650	43.92	31.02	8.99	25.57	47.46	74.00	-26.54	PK
H	11650	45.04	31.02	8.99	25.57	48.58	54.00	-5.42	AV
H	17475	45.35	30.55	5.77	24.66	45.23	74.00	-28.77	PK
H	17475	45.38	30.55	5.77	24.66	45.26	54.00	-8.74	AV
H	23300	44.02	30.33	6.32	24.55	44.56	74.00	-29.44	PK
H	23300	43.67	30.33	6.32	24.55	44.21	54.00	-9.79	AV

ANT2-802.11n20

Polar (H/V)	Frequency (MHz)	Meter Reading (dBuV)	Pre-amplifier (dB)	Cable Loss (dB)	Antenna Factor (dB)	Emission Level (dBuV/m)	Limits (dBuV/m)	Margin (dB)	Detector Type
Low Channel:5180MHz									
V	10360	53.56	30.55	5.77	24.66	53.44	74.00	-20.56	PK
V	10360	44.90	30.55	5.77	24.66	44.78	54.00	-9.22	AV
V	15540	56.24	30.33	6.32	24.55	56.78	74.00	-17.22	PK
V	15540	45.47	30.33	6.32	24.55	46.01	54.00	-7.99	AV
V	20720	44.62	30.85	7.45	24.69	45.91	74.00	-28.09	PK
V	20720	44.10	30.85	7.45	24.69	45.39	54.00	-8.61	AV
H	10360	44.36	31.02	8.99	25.57	47.90	74.00	-26.10	PK
H	10360	45.34	31.02	8.99	25.57	48.88	54.00	-5.12	AV
H	15540	46.34	30.55	5.77	24.66	46.22	74.00	-27.78	PK
H	15540	44.35	30.55	5.77	24.66	44.23	54.00	-9.77	AV
H	20720	46.21	30.33	6.32	24.55	46.75	74.00	-27.25	PK
H	20720	45.57	30.33	6.32	24.55	46.11	54.00	-7.89	AV

Polar (H/V)	Frequency (MHz)	Meter Reading (dBuV)	Pre-amplifier (dB)	Cable Loss (dB)	Antenna Factor (dB)	Emission Level (dBuV/m)	Limits (dBuV/m)	Margin (dB)	Detector Type
Middle Channel:5200MHz									
V	10400	55.96	30.55	5.77	24.66	55.84	74.00	-18.16	PK
V	10400	43.27	30.55	5.77	24.66	43.15	54.00	-10.85	AV
V	15600	55.70	30.33	6.32	24.55	56.24	74.00	-17.76	PK
V	15600	46.12	30.33	6.32	24.55	46.66	54.00	-7.34	AV
V	20800	44.13	30.85	7.45	24.69	45.42	74.00	-28.58	PK
V	20800	45.24	30.85	7.45	24.69	46.53	54.00	-7.47	AV
H	10400	44.66	31.02	8.99	25.57	48.20	74.00	-25.80	PK
H	10400	45.73	31.02	8.99	25.57	49.27	54.00	-4.73	AV
H	15600	46.07	30.55	5.77	24.66	45.95	74.00	-28.05	PK
H	15600	45.09	30.55	5.77	24.66	44.97	54.00	-9.03	AV
H	20800	43.78	30.33	6.32	24.55	44.32	74.00	-29.68	PK
H	20800	45.57	30.33	6.32	24.55	46.11	54.00	-7.89	AV

Polar (H/V)	Frequency (MHz)	Meter Reading (dBuV)	Pre-amplifier (dB)	Cable Loss (dB)	Antenna Factor (dB)	Emission Level (dBuV/m)	Limits (dBuV/m)	Margin (dB)	Detector Type
High Channel:5240MHz									
V	10480	58.55	30.55	5.77	24.66	58.43	74.00	-15.57	PK
V	10480	43.92	30.55	5.77	24.66	43.80	54.00	-10.20	AV
V	15720	55.16	30.33	6.32	24.55	55.70	74.00	-18.30	PK
V	15720	45.85	30.33	6.32	24.55	46.39	54.00	-7.61	AV
V	20960	45.40	30.85	7.45	24.69	46.69	74.00	-27.31	PK
V	20960	45.06	30.85	7.45	24.69	46.35	54.00	-7.65	AV
H	10480	46.35	31.02	8.99	25.57	49.89	74.00	-24.11	PK
H	10480	44.43	31.02	8.99	25.57	47.97	54.00	-6.03	AV
H	15720	45.04	30.55	5.77	24.66	44.92	74.00	-29.08	PK
H	15720	44.95	30.55	5.77	24.66	44.83	54.00	-9.17	AV
H	20960	46.48	30.33	6.32	24.55	47.02	74.00	-26.98	PK
H	20960	45.80	30.33	6.32	24.55	46.34	54.00	-7.66	AV

Polar (H/V)	Frequency (MHz)	Meter Reading (dBuV)	Pre-amplifier (dB)	Cable Loss (dB)	Antenna Factor (dB)	Emission Level (dBuV/m)	Limits (dBuV/m)	Margin (dB)	Detector Type
High Channel:5745MHz									
V	11490	53.85	30.55	5.77	24.66	53.73	74.00	-20.27	PK
V	11490	42.73	30.55	5.77	24.66	42.61	54.00	-11.39	AV
V	17235	57.54	30.33	6.32	24.55	58.08	74.00	-15.92	PK
V	17235	45.00	30.33	6.32	24.55	45.54	54.00	-8.46	AV
V	22980	45.75	30.85	7.45	24.69	47.04	74.00	-26.96	PK
V	22980	46.49	30.85	7.45	24.69	47.78	54.00	-6.22	AV
H	11490	45.60	31.02	8.99	25.57	49.14	74.00	-24.86	PK
H	11490	45.44	31.02	8.99	25.57	48.98	54.00	-5.02	AV
H	17235	44.17	30.55	5.77	24.66	44.05	74.00	-29.95	PK
H	17235	44.20	30.55	5.77	24.66	44.08	54.00	-9.92	AV
H	22980	44.31	30.33	6.32	24.55	44.85	74.00	-29.15	PK
H	22980	46.16	30.33	6.32	24.55	46.70	54.00	-7.30	AV

Polar (H/V)	Frequency (MHz)	Meter Reading (dBuV)	Pre-amplifier (dB)	Cable Loss (dB)	Antenna Factor (dB)	Emission Level (dBuV/m)	Limits (dBuV/m)	Margin (dB)	Detector Type
High Channel:5785MHz									
V	11570	57.50	30.55	5.77	24.66	57.38	74.00	-16.62	PK
V	11570	43.14	30.55	5.77	24.66	43.02	54.00	-10.98	AV
V	17355	56.85	30.33	6.32	24.55	57.39	74.00	-16.61	PK
V	17355	46.27	30.33	6.32	24.55	46.81	54.00	-7.19	AV
V	23140	43.68	30.85	7.45	24.69	44.97	74.00	-29.03	PK
V	23140	44.37	30.85	7.45	24.69	45.66	54.00	-8.34	AV
H	11570	44.10	31.02	8.99	25.57	47.64	74.00	-26.36	PK
H	11570	46.05	31.02	8.99	25.57	49.59	54.00	-4.41	AV
H	17355	45.44	30.55	5.77	24.66	45.32	74.00	-28.68	PK
H	17355	45.51	30.55	5.77	24.66	45.39	54.00	-8.61	AV
H	23140	46.53	30.33	6.32	24.55	47.07	74.00	-26.93	PK
H	23140	45.53	30.33	6.32	24.55	46.07	54.00	-7.93	AV

Polar (H/V)	Frequency (MHz)	Meter Reading (dBuV)	Pre-amplifier (dB)	Cable Loss (dB)	Antenna Factor (dB)	Emission Level (dBuV/m)	Limits (dBuV/m)	Margin (dB)	Detector Type
High Channel:5825MHz									
V	11650	57.78	30.55	5.77	24.66	57.66	74.00	-16.34	PK
V	11650	45.29	30.55	5.77	24.66	45.17	54.00	-8.83	AV
V	17475	57.10	30.33	6.32	24.55	57.64	74.00	-16.36	PK
V	17475	46.05	30.33	6.32	24.55	46.59	54.00	-7.41	AV
V	23300	44.00	30.85	7.45	24.69	45.29	74.00	-28.71	PK
V	23300	44.52	30.85	7.45	24.69	45.81	54.00	-8.19	AV
H	11650	46.05	31.02	8.99	25.57	49.59	74.00	-24.41	PK
H	11650	44.63	31.02	8.99	25.57	48.17	54.00	-5.83	AV
H	17475	46.52	30.55	5.77	24.66	46.40	74.00	-27.60	PK
H	17475	46.33	30.55	5.77	24.66	46.21	54.00	-7.79	AV
H	23300	44.77	30.33	6.32	24.55	45.31	74.00	-28.69	PK
H	23300	44.79	30.33	6.32	24.55	45.33	54.00	-8.67	AV

ANT2-802.11n40

Polar (H/V)	Frequency (MHz)	Meter Reading (dBuV)	Pre-amplifier (dB)	Cable Loss (dB)	Antenna Factor (dB)	Emission Level (dBuV/m)	Limits (dBuV/m)	Margin (dB)	Detector Type
Low Channel:5190MHz									
V	10360	54.24	30.55	5.77	24.66	54.12	74.00	-19.88	PK
V	10360	45.18	30.55	5.77	24.66	45.06	54.00	-8.94	AV
V	15540	57.01	30.33	6.32	24.55	57.55	74.00	-16.45	PK
V	15540	46.37	30.33	6.32	24.55	46.91	54.00	-7.09	AV
V	20720	46.13	30.85	7.45	24.69	47.42	74.00	-26.58	PK
V	20720	44.37	30.85	7.45	24.69	45.66	54.00	-8.34	AV
H	10360	44.72	31.02	8.99	25.57	48.26	74.00	-25.74	PK
H	10360	46.29	31.02	8.99	25.57	49.83	54.00	-4.17	AV
H	15540	44.56	30.55	5.77	24.66	44.44	74.00	-29.56	PK
H	15540	44.25	30.55	5.77	24.66	44.13	54.00	-9.87	AV
H	20720	46.14	30.33	6.32	24.55	46.68	74.00	-27.32	PK
H	20720	44.11	30.33	6.32	24.55	44.65	54.00	-9.35	AV

Polar (H/V)	Frequency (MHz)	Meter Reading (dBuV)	Pre-amplifier (dB)	Cable Loss (dB)	Antenna Factor (dB)	Emission Level (dBuV/m)	Limits (dBuV/m)	Margin (dB)	Detector Type
Middle Channel:5230MHz									
V	10460	53.69	30.55	5.77	24.66	53.57	74.00	-20.43	PK
V	10460	43.72	30.55	5.77	24.66	43.60	54.00	-10.40	AV
V	15690	55.06	30.33	6.32	24.55	55.60	74.00	-18.40	PK
V	15690	47.11	30.33	6.32	24.55	47.65	54.00	-6.35	AV
V	20920	45.08	30.85	7.45	24.69	46.37	74.00	-27.63	PK
V	20920	46.19	30.85	7.45	24.69	47.48	54.00	-6.52	AV
H	10460	45.49	31.02	8.99	25.57	49.03	74.00	-24.97	PK
H	10460	46.47	31.02	8.99	25.57	50.01	54.00	-3.99	AV
H	15690	44.73	30.55	5.77	24.66	44.61	74.00	-29.39	PK
H	15690	45.95	30.55	5.77	24.66	45.83	54.00	-8.17	AV
H	20920	45.44	30.33	6.32	24.55	45.98	74.00	-28.02	PK
H	20920	46.23	30.33	6.32	24.55	46.77	54.00	-7.23	AV

Polar (H/V)	Frequency (MHz)	Meter Reading (dBuV)	Pre-amplifier (dB)	Cable Loss (dB)	Antenna Factor (dB)	Emission Level (dBuV/m)	Limits (dBuV/m)	Margin (dB)	Detector Type
High Channel:5755MHz									
V	11510	57.45	30.55	5.77	24.66	57.33	74.00	-16.67	PK
V	11510	43.05	30.55	5.77	24.66	42.93	54.00	-11.07	AV
V	17265	55.96	30.33	6.32	24.55	56.50	74.00	-17.50	PK
V	17265	46.32	30.33	6.32	24.55	46.86	54.00	-7.14	AV
V	23020	46.12	30.85	7.45	24.69	47.41	74.00	-26.59	PK
V	23020	44.05	30.85	7.45	24.69	45.34	54.00	-8.66	AV
H	11510	44.93	31.02	8.99	25.57	48.47	74.00	-25.53	PK
H	11510	44.42	31.02	8.99	25.57	47.96	54.00	-6.04	AV
H	17265	44.77	30.55	5.77	24.66	44.65	74.00	-29.35	PK
H	17265	44.43	30.55	5.77	24.66	44.31	54.00	-9.69	AV
H	23020	46.23	30.33	6.32	24.55	46.77	74.00	-27.23	PK
H	23020	46.06	30.33	6.32	24.55	46.60	54.00	-7.40	AV

Polar (H/V)	Frequency (MHz)	Meter Reading (dBuV)	Pre-amplifier (dB)	Cable Loss (dB)	Antenna Factor (dB)	Emission Level (dBuV/m)	Limits (dBuV/m)	Margin (dB)	Detector Type
High Channel:5795MHz									
V	11590	54.24	30.55	5.77	24.66	54.12	74.00	-19.88	PK
V	11590	43.13	30.55	5.77	24.66	43.01	54.00	-10.99	AV
V	17385	57.08	30.33	6.32	24.55	57.62	74.00	-16.38	PK
V	17385	45.57	30.33	6.32	24.55	46.11	54.00	-7.89	AV
V	23180	43.90	30.85	7.45	24.69	45.19	74.00	-28.81	PK
V	23180	44.37	30.85	7.45	24.69	45.66	54.00	-8.34	AV
H	11590	44.53	31.02	8.99	25.57	48.07	74.00	-25.93	PK
H	11590	45.37	31.02	8.99	25.57	48.91	54.00	-5.09	AV
H	17385	44.68	30.55	5.77	24.66	44.56	74.00	-29.44	PK
H	17385	45.82	30.55	5.77	24.66	45.70	54.00	-8.30	AV
H	23180	45.68	30.33	6.32	24.55	46.22	74.00	-27.78	PK
H	23180	45.28	30.33	6.32	24.55	45.82	54.00	-8.18	AV

Remark:
1. Emission Level = Meter Reading + Antenna Factor + Cable Loss – Pre-amplifier,
Margin= Emission Level - Limit
2. If peak below the average limit, the average emission was no test.
3. The amplitude of spurious emissions which are attenuated by more than 20dB below the permissible value has no need to be reported.

ANT2--802.11ac20

Polar (H/V)	Frequency (MHz)	Meter Reading (dBuV)	Pre-amplifier (dB)	Cable Loss (dB)	Antenna Factor (dB)	Emission Level (dBuV/m)	Limits (dBuV/m)	Margin (dB)	Detector Type
Low Channel:5180MHz									
V	10360	55.63	30.55	5.77	24.66	55.51	74.00	-18.49	PK
V	10360	42.77	30.55	5.77	24.66	42.65	54.00	-11.35	AV
V	15540	57.57	30.33	6.32	24.55	58.11	74.00	-15.89	PK
V	15540	47.16	30.33	6.32	24.55	47.70	54.00	-6.30	AV
V	20720	45.39	30.85	7.45	24.69	46.68	74.00	-27.32	PK
V	20720	44.16	30.85	7.45	24.69	45.45	54.00	-8.55	AV
H	10360	45.18	31.02	8.99	25.57	48.72	74.00	-25.28	PK
H	10360	44.57	31.02	8.99	25.57	48.11	54.00	-5.89	AV
H	15540	44.95	30.55	5.77	24.66	44.83	74.00	-29.17	PK
H	15540	45.09	30.55	5.77	24.66	44.97	54.00	-9.03	AV
H	20720	46.05	30.33	6.32	24.55	46.59	74.00	-27.41	PK
H	20720	44.71	30.33	6.32	24.55	45.25	54.00	-8.75	AV

Polar (H/V)	Frequency (MHz)	Meter Reading (dBuV)	Pre-amplifier (dB)	Cable Loss (dB)	Antenna Factor (dB)	Emission Level (dBuV/m)	Limits (dBuV/m)	Margin (dB)	Detector Type
Middle Channel:5200MHz									
V	10400	55.67	30.55	5.77	24.66	55.55	74.00	-18.45	PK
V	10400	43.32	30.55	5.77	24.66	43.20	54.00	-10.80	AV
V	15600	55.91	30.33	6.32	24.55	56.45	74.00	-17.55	PK
V	15600	44.91	30.33	6.32	24.55	45.45	54.00	-8.55	AV
V	20800	46.04	30.85	7.45	24.69	47.33	74.00	-26.67	PK
V	20800	45.13	30.85	7.45	24.69	46.42	54.00	-7.58	AV
H	10400	43.90	31.02	8.99	25.57	47.44	74.00	-26.56	PK
H	10400	45.40	31.02	8.99	25.57	48.94	54.00	-5.06	AV
H	15600	46.13	30.55	5.77	24.66	46.01	74.00	-27.99	PK
H	15600	44.09	30.55	5.77	24.66	43.97	54.00	-10.03	AV
H	20800	44.51	30.33	6.32	24.55	45.05	74.00	-28.95	PK
H	20800	44.19	30.33	6.32	24.55	44.73	54.00	-9.27	AV

Polar (H/V)	Frequency (MHz)	Meter Reading (dBuV)	Pre-amplifier (dB)	Cable Loss (dB)	Antenna Factor (dB)	Emission Level (dBuV/m)	Limits (dBuV/m)	Margin (dB)	Detector Type
High Channel:5240MHz									
V	10480	57.40	30.55	5.77	24.66	57.28	74.00	-16.72	PK
V	10480	44.22	30.55	5.77	24.66	44.10	54.00	-9.90	AV
V	15720	56.85	30.33	6.32	24.55	57.39	74.00	-16.61	PK
V	15720	45.97	30.33	6.32	24.55	46.51	54.00	-7.49	AV
V	20960	45.55	30.85	7.45	24.69	46.84	74.00	-27.16	PK
V	20960	44.86	30.85	7.45	24.69	46.15	54.00	-7.85	AV
H	10480	45.09	31.02	8.99	25.57	48.63	74.00	-25.37	PK
H	10480	44.61	31.02	8.99	25.57	48.15	54.00	-5.85	AV
H	15720	45.42	30.55	5.77	24.66	45.30	74.00	-28.70	PK
H	15720	43.82	30.55	5.77	24.66	43.70	54.00	-10.30	AV
H	20960	43.77	30.33	6.32	24.55	44.31	74.00	-29.69	PK
H	20960	44.52	30.33	6.32	24.55	45.06	54.00	-8.94	AV

Polar (H/V)	Frequency (MHz)	Meter Reading (dBuV)	Pre-amplifier (dB)	Cable Loss (dB)	Antenna Factor (dB)	Emission Level (dBuV/m)	Limits (dBuV/m)	Margin (dB)	Detector Type
High Channel:5745MHz									
V	11490	57.79	30.55	5.77	24.66	57.67	74.00	-16.33	PK
V	11490	45.56	30.55	5.77	24.66	45.44	54.00	-8.56	AV
V	17235	56.09	30.33	6.32	24.55	56.63	74.00	-17.37	PK
V	17235	46.55	30.33	6.32	24.55	47.09	54.00	-6.91	AV
V	22980	44.67	30.85	7.45	24.69	45.96	74.00	-28.04	PK
V	22980	43.67	30.85	7.45	24.69	44.96	54.00	-9.04	AV
H	11490	46.11	31.02	8.99	25.57	49.65	74.00	-24.35	PK
H	11490	43.90	31.02	8.99	25.57	47.44	54.00	-6.56	AV
H	17235	44.87	30.55	5.77	24.66	44.75	74.00	-29.25	PK
H	17235	44.86	30.55	5.77	24.66	44.74	54.00	-9.26	AV
H	22980	46.21	30.33	6.32	24.55	46.75	74.00	-27.25	PK
H	22980	45.92	30.33	6.32	24.55	46.46	54.00	-7.54	AV

Polar (H/V)	Frequency (MHz)	Meter Reading (dBuV)	Pre-amplifier (dB)	Cable Loss (dB)	Antenna Factor (dB)	Emission Level (dBuV/m)	Limits (dBuV/m)	Margin (dB)	Detector Type
High Channel:5785MHz									
V	11570	53.54	30.55	5.77	24.66	53.42	74.00	-20.58	PK
V	11570	43.74	30.55	5.77	24.66	43.62	54.00	-10.38	AV
V	17355	56.05	30.33	6.32	24.55	56.59	74.00	-17.41	PK
V	17355	46.93	30.33	6.32	24.55	47.47	54.00	-6.53	AV
V	23140	46.43	30.85	7.45	24.69	47.72	74.00	-26.28	PK
V	23140	44.43	30.85	7.45	24.69	45.72	54.00	-8.28	AV
H	11570	46.09	31.02	8.99	25.57	49.63	74.00	-24.37	PK
H	11570	45.73	31.02	8.99	25.57	49.27	54.00	-4.73	AV
H	17355	44.59	30.55	5.77	24.66	44.47	74.00	-29.53	PK
H	17355	46.41	30.55	5.77	24.66	46.29	54.00	-7.71	AV
H	23140	44.11	30.33	6.32	24.55	44.65	74.00	-29.35	PK
H	23140	45.25	30.33	6.32	24.55	45.79	54.00	-8.21	AV

Polar (H/V)	Frequency (MHz)	Meter Reading (dBuV)	Pre-amplifier (dB)	Cable Loss (dB)	Antenna Factor (dB)	Emission Level (dBuV/m)	Limits (dBuV/m)	Margin (dB)	Detector Type
High Channel:5825MHz									
V	11650	53.20	30.55	5.77	24.66	53.08	74.00	-20.92	PK
V	11650	45.44	30.55	5.77	24.66	45.32	54.00	-8.68	AV
V	17475	54.72	30.33	6.32	24.55	55.26	74.00	-18.74	PK
V	17475	44.78	30.33	6.32	24.55	45.32	54.00	-8.68	AV
V	23300	45.16	30.85	7.45	24.69	46.45	74.00	-27.55	PK
V	23300	45.15	30.85	7.45	24.69	46.44	54.00	-7.56	AV
H	11650	46.51	31.02	8.99	25.57	50.05	74.00	-23.95	PK
H	11650	44.27	31.02	8.99	25.57	47.81	54.00	-6.19	AV
H	17475	43.88	30.55	5.77	24.66	43.76	74.00	-30.24	PK
H	17475	45.22	30.55	5.77	24.66	45.10	54.00	-8.90	AV
H	23300	43.67	30.33	6.32	24.55	44.21	74.00	-29.79	PK
H	23300	45.63	30.33	6.32	24.55	46.17	54.00	-7.83	AV

ANT2-802.11ac40

Polar (H/V)	Frequency (MHz)	Meter Reading (dBuV)	Pre-amplifier (dB)	Cable Loss (dB)	Antenna Factor (dB)	Emission Level (dBuV/m)	Limits (dBuV/m)	Margin (dB)	Detector Type
Low Channel:5190MHz									
V	10360	57.72	30.55	5.77	24.66	57.60	74.00	-16.40	PK
V	10360	45.38	30.55	5.77	24.66	45.26	54.00	-8.74	AV
V	15540	55.15	30.33	6.32	24.55	55.69	74.00	-18.31	PK
V	15540	46.86	30.33	6.32	24.55	47.40	54.00	-6.60	AV
V	20720	45.65	30.85	7.45	24.69	46.94	74.00	-27.06	PK
V	20720	44.07	30.85	7.45	24.69	45.36	54.00	-8.64	AV
H	10360	43.97	31.02	8.99	25.57	47.51	74.00	-26.49	PK
H	10360	44.61	31.02	8.99	25.57	48.15	54.00	-5.85	AV
H	15540	44.65	30.55	5.77	24.66	44.53	74.00	-29.47	PK
H	15540	45.30	30.55	5.77	24.66	45.18	54.00	-8.82	AV
H	20720	44.24	30.33	6.32	24.55	44.78	74.00	-29.22	PK
H	20720	44.27	30.33	6.32	24.55	44.81	54.00	-9.19	AV

Polar (H/V)	Frequency (MHz)	Meter Reading (dBuV)	Pre-amplifier (dB)	Cable Loss (dB)	Antenna Factor (dB)	Emission Level (dBuV/m)	Limits (dBuV/m)	Margin (dB)	Detector Type
Middle Channel:5230MHz									
V	10460	52.91	30.55	5.77	24.66	52.79	74.00	-21.21	PK
V	10460	43.29	30.55	5.77	24.66	43.17	54.00	-10.83	AV
V	15690	57.55	30.33	6.32	24.55	58.09	74.00	-15.91	PK
V	15690	44.94	30.33	6.32	24.55	45.48	54.00	-8.52	AV
V	20920	44.38	30.85	7.45	24.69	45.67	74.00	-28.33	PK
V	20920	46.04	30.85	7.45	24.69	47.33	54.00	-6.67	AV
H	10460	45.67	31.02	8.99	25.57	49.21	74.00	-24.79	PK
H	10460	43.83	31.02	8.99	25.57	47.37	54.00	-6.63	AV
H	15690	44.03	30.55	5.77	24.66	43.91	74.00	-30.09	PK
H	15690	45.27	30.55	5.77	24.66	45.15	54.00	-8.85	AV
H	20920	46.52	30.33	6.32	24.55	47.06	74.00	-26.94	PK
H	20920	44.24	30.33	6.32	24.55	44.78	54.00	-9.22	AV

Polar (H/V)	Frequency (MHz)	Meter Reading (dBuV)	Pre-amplifier (dB)	Cable Loss (dB)	Antenna Factor (dB)	Emission Level (dBuV/m)	Limits (dBuV/m)	Margin (dB)	Detector Type
High Channel:5755MHz									
V	11510	56.07	30.55	5.77	24.66	55.95	74.00	-18.05	PK
V	11510	42.97	30.55	5.77	24.66	42.85	54.00	-11.15	AV
V	17265	57.01	30.33	6.32	24.55	57.55	74.00	-16.45	PK
V	17265	45.74	30.33	6.32	24.55	46.28	54.00	-7.72	AV
V	23020	44.21	30.85	7.45	24.69	45.50	74.00	-28.50	PK
V	23020	44.91	30.85	7.45	24.69	46.20	54.00	-7.80	AV
H	11510	45.93	31.02	8.99	25.57	49.47	74.00	-24.53	PK
H	11510	46.01	31.02	8.99	25.57	49.55	54.00	-4.45	AV
H	17265	45.92	30.55	5.77	24.66	45.80	74.00	-28.20	PK
H	17265	44.12	30.55	5.77	24.66	44.00	54.00	-10.00	AV
H	23020	45.74	30.33	6.32	24.55	46.28	74.00	-27.72	PK
H	23020	44.88	30.33	6.32	24.55	45.42	54.00	-8.58	AV

Polar (H/V)	Frequency	Meter Reading	Pre-amplifier	Cable Loss	Antenna Factor	Emission Level	Limits	Margin	Detector Type
	(MHz)	(dBuV)	(dB)	(dB)	(dB)	(dBuV/m)	(dBuV/m)	(dB)	
High Channel:5795MHz									
V	11510	54.13	30.55	5.77	24.66	54.01	74.00	-19.99	PK
V	11510	42.86	30.55	5.77	24.66	42.74	54.00	-11.26	AV
V	17265	54.73	30.33	6.32	24.55	55.27	74.00	-18.73	PK
V	17265	45.19	30.33	6.32	24.55	45.73	54.00	-8.27	AV
V	23020	45.12	30.85	7.45	24.69	46.41	74.00	-27.59	PK
V	23020	44.97	30.85	7.45	24.69	46.26	54.00	-7.74	AV
H	11510	44.67	31.02	8.99	25.57	48.21	74.00	-25.79	PK
H	11510	45.50	31.02	8.99	25.57	49.04	54.00	-4.96	AV
H	17265	43.69	30.55	5.77	24.66	43.57	74.00	-30.43	PK
H	17265	46.15	30.55	5.77	24.66	46.03	54.00	-7.97	AV
H	23020	46.01	30.33	6.32	24.55	46.55	74.00	-27.45	PK
H	23020	45.17	30.33	6.32	24.55	45.71	54.00	-8.29	AV

ANT2-802.11ac80

Polar (H/V)	Frequency	Meter Reading	Pre-amplifier	Cable Loss	Antenna Factor	Emission Level	Limits	Margin	Detector Type
	(MHz)	(dBuV)	(dB)	(dB)	(dB)	(dBuV/m)	(dBuV/m)	(dB)	
5210MHz									
V	10420	52.04	30.55	5.77	24.66	51.92	74.00	-22.08	PK
V	10420	44.84	30.55	5.77	24.66	44.72	54.00	-9.28	AV
V	15630	55.13	30.33	6.32	24.55	55.67	74.00	-18.33	PK
V	15630	45.26	30.33	6.32	24.55	45.80	54.00	-8.20	AV
V	20840	45.60	30.85	7.45	24.69	46.89	74.00	-27.11	PK
V	20840	45.23	30.85	7.45	24.69	46.52	54.00	-7.48	AV
H	10420	44.10	31.02	8.99	25.57	47.64	74.00	-26.36	PK
H	10420	43.95	31.02	8.99	25.57	47.49	54.00	-6.51	AV
H	15630	43.73	30.55	5.77	24.66	43.61	74.00	-30.39	PK
H	15630	44.89	30.55	5.77	24.66	44.77	54.00	-9.23	AV
H	20840	43.86	30.33	6.32	24.55	44.40	74.00	-29.60	PK
H	20840	44.89	30.33	6.32	24.55	45.43	54.00	-8.57	AV

Polar (H/V)	Frequency	Meter Reading	Pre-amplifier	Cable Loss	Antenna Factor	Emission Level	Limits	Margin	Detector Type
	(MHz)	(dBuV)	(dB)	(dB)	(dB)	(dBuV/m)	(dBuV/m)	(dB)	
High Channel:5775MHz									
V	11550	57.40	30.55	5.77	24.66	57.28	74.00	-16.72	PK
V	11550	43.97	30.55	5.77	24.66	43.85	54.00	-10.15	AV
V	17325	55.81	30.33	6.32	24.55	56.35	74.00	-17.65	PK
V	17325	47.32	30.33	6.32	24.55	47.86	54.00	-6.14	AV
V	23100	44.32	30.85	7.45	24.69	45.61	74.00	-28.39	PK
V	23100	44.24	30.85	7.45	24.69	45.53	54.00	-8.47	AV
H	11550	45.94	31.02	8.99	25.57	49.48	74.00	-24.52	PK
H	11550	44.98	31.02	8.99	25.57	48.52	54.00	-5.48	AV
H	17325	43.87	30.55	5.77	24.66	43.75	74.00	-30.25	PK
H	17325	45.67	30.55	5.77	24.66	45.55	54.00	-8.45	AV
H	23100	44.49	30.33	6.32	24.55	45.03	74.00	-28.97	PK
H	23100	46.48	30.33	6.32	24.55	47.02	54.00	-6.98	AV

ANT2--802.11ax20

Polar (H/V)	Frequency (MHz)	Meter Reading (dBuV)	Pre-amplifier (dB)	Cable Loss (dB)	Antenna Factor (dB)	Emission Level (dBuV/m)	Limits (dBuV/m)	Margin (dB)	Detector Type
Low Channel:5180MHz									
V	10360	58.40	30.55	5.77	24.66	58.28	74.00	-15.72	PK
V	10360	43.69	30.55	5.77	24.66	43.57	54.00	-10.43	AV
V	15540	56.84	30.33	6.32	24.55	57.38	74.00	-16.62	PK
V	15540	45.91	30.33	6.32	24.55	46.45	54.00	-7.55	AV
V	20720	43.98	30.85	7.45	24.69	45.27	74.00	-28.73	PK
V	20720	45.69	30.85	7.45	24.69	46.98	54.00	-7.02	AV
H	10360	43.85	31.02	8.99	25.57	47.39	74.00	-26.61	PK
H	10360	43.64	31.02	8.99	25.57	47.18	54.00	-6.82	AV
H	15540	46.20	30.55	5.77	24.66	46.08	74.00	-27.92	PK
H	15540	43.94	30.55	5.77	24.66	43.82	54.00	-10.18	AV
H	20720	45.32	30.33	6.32	24.55	45.86	74.00	-28.14	PK
H	20720	45.66	30.33	6.32	24.55	46.20	54.00	-7.80	AV

Polar (H/V)	Frequency (MHz)	Meter Reading (dBuV)	Pre-amplifier (dB)	Cable Loss (dB)	Antenna Factor (dB)	Emission Level (dBuV/m)	Limits (dBuV/m)	Margin (dB)	Detector Type
Middle Channel:5200MHz									
V	10400	52.19	30.55	5.77	24.66	52.07	74.00	-21.93	PK
V	10400	43.65	30.55	5.77	24.66	43.53	54.00	-10.47	AV
V	15600	56.81	30.33	6.32	24.55	57.35	74.00	-16.65	PK
V	15600	47.58	30.33	6.32	24.55	48.12	54.00	-5.88	AV
V	20800	46.13	30.85	7.45	24.69	47.42	74.00	-26.58	PK
V	20800	45.83	30.85	7.45	24.69	47.12	54.00	-6.88	AV
H	10400	46.16	31.02	8.99	25.57	49.70	74.00	-24.30	PK
H	10400	45.23	31.02	8.99	25.57	48.77	54.00	-5.23	AV
H	15600	44.39	30.55	5.77	24.66	44.27	74.00	-29.73	PK
H	15600	43.60	30.55	5.77	24.66	43.48	54.00	-10.52	AV
H	20800	45.47	30.33	6.32	24.55	46.01	74.00	-27.99	PK
H	20800	46.58	30.33	6.32	24.55	47.12	54.00	-6.88	AV

Polar (H/V)	Frequency (MHz)	Meter Reading (dBuV)	Pre-amplifier (dB)	Cable Loss (dB)	Antenna Factor (dB)	Emission Level (dBuV/m)	Limits (dBuV/m)	Margin (dB)	Detector Type
High Channel:5240MHz									
V	10480	56.52	30.55	5.77	24.66	56.40	74.00	-17.60	PK
V	10480	43.32	30.55	5.77	24.66	43.20	54.00	-10.80	AV
V	15720	55.95	30.33	6.32	24.55	56.49	74.00	-17.51	PK
V	15720	45.58	30.33	6.32	24.55	46.12	54.00	-7.88	AV
V	20960	45.98	30.85	7.45	24.69	47.27	74.00	-26.73	PK
V	20960	45.90	30.85	7.45	24.69	47.19	54.00	-6.81	AV
H	10480	43.89	31.02	8.99	25.57	47.43	74.00	-26.57	PK
H	10480	43.65	31.02	8.99	25.57	47.19	54.00	-6.81	AV
H	15720	46.53	30.55	5.77	24.66	46.41	74.00	-27.59	PK
H	15720	44.64	30.55	5.77	24.66	44.52	54.00	-9.48	AV
H	20960	43.86	30.33	6.32	24.55	44.40	74.00	-29.60	PK
H	20960	45.94	30.33	6.32	24.55	46.48	54.00	-7.52	AV

Polar (H/V)	Frequency (MHz)	Meter Reading (dBuV)	Pre-amplifier (dB)	Cable Loss (dB)	Antenna Factor (dB)	Emission Level (dBuV/m)	Limits (dBuV/m)	Margin (dB)	Detector Type
High Channel:5745MHz									
V	11490	56.09	30.55	5.77	24.66	55.97	74.00	-18.03	PK
V	11490	45.18	30.55	5.77	24.66	45.06	54.00	-8.94	AV
V	17235	57.52	30.33	6.32	24.55	58.06	74.00	-15.94	PK
V	17235	47.07	30.33	6.32	24.55	47.61	54.00	-6.39	AV
V	22980	46.51	30.85	7.45	24.69	47.80	74.00	-26.20	PK
V	22980	44.52	30.85	7.45	24.69	45.81	54.00	-8.19	AV
H	11490	45.74	31.02	8.99	25.57	49.28	74.00	-24.72	PK
H	11490	44.66	31.02	8.99	25.57	48.20	54.00	-5.80	AV
H	17235	44.31	30.55	5.77	24.66	44.19	74.00	-29.81	PK
H	17235	44.41	30.55	5.77	24.66	44.29	54.00	-9.71	AV
H	22980	44.78	30.33	6.32	24.55	45.32	74.00	-28.68	PK
H	22980	44.58	30.33	6.32	24.55	45.12	54.00	-8.88	AV

Polar (H/V)	Frequency (MHz)	Meter Reading (dBuV)	Pre-amplifier (dB)	Cable Loss (dB)	Antenna Factor (dB)	Emission Level (dBuV/m)	Limits (dBuV/m)	Margin (dB)	Detector Type
High Channel:5785MHz									
V	11570	55.34	30.55	5.77	24.66	55.22	74.00	-18.78	PK
V	11570	43.85	30.55	5.77	24.66	43.73	54.00	-10.27	AV
V	17355	55.87	30.33	6.32	24.55	56.41	74.00	-17.59	PK
V	17355	45.66	30.33	6.32	24.55	46.20	54.00	-7.80	AV
V	23140	46.51	30.85	7.45	24.69	47.80	74.00	-26.20	PK
V	23140	44.05	30.85	7.45	24.69	45.34	54.00	-8.66	AV
H	11570	45.63	31.02	8.99	25.57	49.17	74.00	-24.83	PK
H	11570	43.81	31.02	8.99	25.57	47.35	54.00	-6.65	AV
H	17355	44.42	30.55	5.77	24.66	44.30	74.00	-29.70	PK
H	17355	44.24	30.55	5.77	24.66	44.12	54.00	-9.88	AV
H	23140	45.96	30.33	6.32	24.55	46.50	74.00	-27.50	PK
H	23140	44.11	30.33	6.32	24.55	44.65	54.00	-9.35	AV

Polar (H/V)	Frequency (MHz)	Meter Reading (dBuV)	Pre-amplifier (dB)	Cable Loss (dB)	Antenna Factor (dB)	Emission Level (dBuV/m)	Limits (dBuV/m)	Margin (dB)	Detector Type
High Channel:5825MHz									
V	11650	56.24	30.55	5.77	24.66	56.12	74.00	-17.88	PK
V	11650	44.14	30.55	5.77	24.66	44.02	54.00	-9.98	AV
V	17475	57.20	30.33	6.32	24.55	57.74	74.00	-16.26	PK
V	17475	46.17	30.33	6.32	24.55	46.71	54.00	-7.29	AV
V	23300	44.30	30.85	7.45	24.69	45.59	74.00	-28.41	PK
V	23300	44.09	30.85	7.45	24.69	45.38	54.00	-8.62	AV
H	11650	43.79	31.02	8.99	25.57	47.33	74.00	-26.67	PK
H	11650	45.44	31.02	8.99	25.57	48.98	54.00	-5.02	AV
H	17475	46.37	30.55	5.77	24.66	46.25	74.00	-27.75	PK
H	17475	44.78	30.55	5.77	24.66	44.66	54.00	-9.34	AV
H	23300	45.50	30.33	6.32	24.55	46.04	74.00	-27.96	PK
H	23300	45.08	30.33	6.32	24.55	45.62	54.00	-8.38	AV

ANT2-802.11ax40

Polar (H/V)	Frequency (MHz)	Meter Reading (dBuV)	Pre-amplifier (dB)	Cable Loss (dB)	Antenna Factor (dB)	Emission Level (dBuV/m)	Limits (dBuV/m)	Margin (dB)	Detector Type
Low Channel:5190MHz									
V	10360	52.64	30.55	5.77	24.66	52.52	74.00	-21.48	PK
V	10360	44.63	30.55	5.77	24.66	44.51	54.00	-9.49	AV
V	15540	54.85	30.33	6.32	24.55	55.39	74.00	-18.61	PK
V	15540	44.84	30.33	6.32	24.55	45.38	54.00	-8.62	AV
V	20720	45.96	30.85	7.45	24.69	47.25	74.00	-26.75	PK
V	20720	44.11	30.85	7.45	24.69	45.40	54.00	-8.60	AV
H	10360	45.79	31.02	8.99	25.57	49.33	74.00	-24.67	PK
H	10360	45.39	31.02	8.99	25.57	48.93	54.00	-5.07	AV
H	15540	44.02	30.55	5.77	24.66	43.90	74.00	-30.10	PK
H	15540	44.55	30.55	5.77	24.66	44.43	54.00	-9.57	AV
H	20720	44.82	30.33	6.32	24.55	45.36	74.00	-28.64	PK
H	20720	43.67	30.33	6.32	24.55	44.21	54.00	-9.79	AV

Polar (H/V)	Frequency (MHz)	Meter Reading (dBuV)	Pre-amplifier (dB)	Cable Loss (dB)	Antenna Factor (dB)	Emission Level (dBuV/m)	Limits (dBuV/m)	Margin (dB)	Detector Type
Middle Channel:5230MHz									
V	10460	55.84	30.55	5.77	24.66	55.72	74.00	-18.28	PK
V	10460	44.70	30.55	5.77	24.66	44.58	54.00	-9.42	AV
V	15690	55.80	30.33	6.32	24.55	56.34	74.00	-17.66	PK
V	15690	45.77	30.33	6.32	24.55	46.31	54.00	-7.69	AV
V	20920	45.07	30.85	7.45	24.69	46.36	74.00	-27.64	PK
V	20920	44.00	30.85	7.45	24.69	45.29	54.00	-8.71	AV
H	10460	46.58	31.02	8.99	25.57	50.12	74.00	-23.88	PK
H	10460	44.82	31.02	8.99	25.57	48.36	54.00	-5.64	AV
H	15690	46.25	30.55	5.77	24.66	46.13	74.00	-27.87	PK
H	15690	45.45	30.55	5.77	24.66	45.33	54.00	-8.67	AV
H	20920	44.54	30.33	6.32	24.55	45.08	74.00	-28.92	PK
H	20920	44.95	30.33	6.32	24.55	45.49	54.00	-8.51	AV

Polar (H/V)	Frequency (MHz)	Meter Reading (dBuV)	Pre-amplifier (dB)	Cable Loss (dB)	Antenna Factor (dB)	Emission Level (dBuV/m)	Limits (dBuV/m)	Margin (dB)	Detector Type
High Channel:5755MHz									
V	11510	52.29	30.55	5.77	24.66	52.17	74.00	-21.83	PK
V	11510	43.12	30.55	5.77	24.66	43.00	54.00	-11.00	AV
V	17265	55.78	30.33	6.32	24.55	56.32	74.00	-17.68	PK
V	17265	46.01	30.33	6.32	24.55	46.55	54.00	-7.45	AV
V	23020	45.25	30.85	7.45	24.69	46.54	74.00	-27.46	PK
V	23020	46.60	30.85	7.45	24.69	47.89	54.00	-6.11	AV
H	11510	44.61	31.02	8.99	25.57	48.15	74.00	-25.85	PK
H	11510	46.11	31.02	8.99	25.57	49.65	54.00	-4.35	AV
H	17265	45.95	30.55	5.77	24.66	45.83	74.00	-28.17	PK
H	17265	46.39	30.55	5.77	24.66	46.27	54.00	-7.73	AV
H	23020	43.98	30.33	6.32	24.55	44.52	74.00	-29.48	PK
H	23020	43.83	30.33	6.32	24.55	44.37	54.00	-9.63	AV

Polar (H/V)	Frequency	Meter Reading	Pre-amplifier	Cable Loss	Antenna Factor	Emission Level	Limits	Margin	Detector Type
	(MHz)	(dBuV)	(dB)	(dB)	(dB)	(dBuV/m)	(dBuV/m)	(dB)	
High Channel:5795MHz									
V	11510	58.57	30.55	5.77	24.66	58.45	74.00	-15.55	PK
V	11510	43.89	30.55	5.77	24.66	43.77	54.00	-10.23	AV
V	17265	56.43	30.33	6.32	24.55	56.97	74.00	-17.03	PK
V	17265	46.48	30.33	6.32	24.55	47.02	54.00	-6.98	AV
V	23020	45.51	30.85	7.45	24.69	46.80	74.00	-27.20	PK
V	23020	46.14	30.85	7.45	24.69	47.43	54.00	-6.57	AV
H	11510	46.32	31.02	8.99	25.57	49.86	74.00	-24.14	PK
H	11510	43.74	31.02	8.99	25.57	47.28	54.00	-6.72	AV
H	17265	46.24	30.55	5.77	24.66	46.12	74.00	-27.88	PK
H	17265	46.52	30.55	5.77	24.66	46.40	54.00	-7.60	AV
H	23020	44.14	30.33	6.32	24.55	44.68	74.00	-29.32	PK
H	23020	46.22	30.33	6.32	24.55	46.76	54.00	-7.24	AV

ANT2-802.11ax80

Polar (H/V)	Frequency	Meter Reading	Pre-amplifier	Cable Loss	Antenna Factor	Emission Level	Limits	Margin	Detector Type
	(MHz)	(dBuV)	(dB)	(dB)	(dB)	(dBuV/m)	(dBuV/m)	(dB)	
5210MHz									
V	10420	56.57	30.55	5.77	24.66	56.45	74.00	-17.55	PK
V	10420	43.27	30.55	5.77	24.66	43.15	54.00	-10.85	AV
V	15630	55.67	30.33	6.32	24.55	56.21	74.00	-17.79	PK
V	15630	46.47	30.33	6.32	24.55	47.01	54.00	-6.99	AV
V	20840	43.80	30.85	7.45	24.69	45.09	74.00	-28.91	PK
V	20840	45.01	30.85	7.45	24.69	46.30	54.00	-7.70	AV
H	10420	43.71	31.02	8.99	25.57	47.25	74.00	-26.75	PK
H	10420	45.42	31.02	8.99	25.57	48.96	54.00	-5.04	AV
H	15630	45.12	30.55	5.77	24.66	45.00	74.00	-29.00	PK
H	15630	45.56	30.55	5.77	24.66	45.44	54.00	-8.56	AV
H	20840	45.23	30.33	6.32	24.55	45.77	74.00	-28.23	PK
H	20840	44.51	30.33	6.32	24.55	45.05	54.00	-8.95	AV

Polar (H/V)	Frequency	Meter Reading	Pre-amplifier	Cable Loss	Antenna Factor	Emission Level	Limits	Margin	Detector Type
	(MHz)	(dBuV)	(dB)	(dB)	(dB)	(dBuV/m)	(dBuV/m)	(dB)	
High Channel:5775MHz									
V	11550	58.42	30.55	5.77	24.66	58.30	74.00	-15.70	PK
V	11550	44.01	30.55	5.77	24.66	43.89	54.00	-10.11	AV
V	17325	55.40	30.33	6.32	24.55	55.94	74.00	-18.06	PK
V	17325	45.50	30.33	6.32	24.55	46.04	54.00	-7.96	AV
V	23100	46.15	30.85	7.45	24.69	47.44	74.00	-26.56	PK
V	23100	44.43	30.85	7.45	24.69	45.72	54.00	-8.28	AV
H	11550	45.93	31.02	8.99	25.57	49.47	74.00	-24.53	PK
H	11550	44.31	31.02	8.99	25.57	47.85	54.00	-6.15	AV
H	17325	45.46	30.55	5.77	24.66	45.34	74.00	-28.66	PK
H	17325	46.11	30.55	5.77	24.66	45.99	54.00	-8.01	AV
H	23100	44.96	30.33	6.32	24.55	45.50	74.00	-28.50	PK
H	23100	45.35	30.33	6.32	24.55	45.89	54.00	-8.11	AV

MIMO-802.11n20

Polar (H/V)	Frequency (MHz)	Meter Reading (dBuV)	Pre-amplifier (dB)	Cable Loss (dB)	Antenna Factor (dB)	Emission Level (dBuV/m)	Limits (dBuV/m)	Margin (dB)	Detector Type
Low Channel:5180MHz									
V	10360	55.27	30.55	5.77	24.66	55.15	74.00	-18.85	PK
V	10360	44.13	30.55	5.77	24.66	44.01	54.00	-9.99	AV
V	15540	56.13	30.33	6.32	24.55	56.67	74.00	-17.33	PK
V	15540	45.84	30.33	6.32	24.55	46.38	54.00	-7.62	AV
V	20720	45.50	30.85	7.45	24.69	46.79	74.00	-27.21	PK
V	20720	44.03	30.85	7.45	24.69	45.32	54.00	-8.68	AV
H	10360	45.07	31.02	8.99	25.57	48.61	74.00	-25.39	PK
H	10360	45.14	31.02	8.99	25.57	48.68	54.00	-5.32	AV
H	15540	43.66	30.55	5.77	24.66	43.54	74.00	-30.46	PK
H	15540	45.14	30.55	5.77	24.66	45.02	54.00	-8.98	AV
H	20720	44.59	30.33	6.32	24.55	45.13	74.00	-28.87	PK
H	20720	43.99	30.33	6.32	24.55	44.53	54.00	-9.47	AV

Polar (H/V)	Frequency (MHz)	Meter Reading (dBuV)	Pre-amplifier (dB)	Cable Loss (dB)	Antenna Factor (dB)	Emission Level (dBuV/m)	Limits (dBuV/m)	Margin (dB)	Detector Type
Middle Channel:5200MHz									
V	10400	51.95	30.55	5.77	24.66	51.83	74.00	-22.17	PK
V	10400	44.39	30.55	5.77	24.66	44.27	54.00	-9.73	AV
V	15600	57.46	30.33	6.32	24.55	58.00	74.00	-16.00	PK
V	15600	45.41	30.33	6.32	24.55	45.95	54.00	-8.05	AV
V	20800	43.67	30.85	7.45	24.69	44.96	74.00	-29.04	PK
V	20800	44.47	30.85	7.45	24.69	45.76	54.00	-8.24	AV
H	10400	45.30	31.02	8.99	25.57	48.84	74.00	-25.16	PK
H	10400	46.52	31.02	8.99	25.57	50.06	54.00	-3.94	AV
H	15600	46.57	30.55	5.77	24.66	46.45	74.00	-27.55	PK
H	15600	46.59	30.55	5.77	24.66	46.47	54.00	-7.53	AV
H	20800	45.16	30.33	6.32	24.55	45.70	74.00	-28.30	PK
H	20800	43.67	30.33	6.32	24.55	44.21	54.00	-9.79	AV

Polar (H/V)	Frequency (MHz)	Meter Reading (dBuV)	Pre-amplifier (dB)	Cable Loss (dB)	Antenna Factor (dB)	Emission Level (dBuV/m)	Limits (dBuV/m)	Margin (dB)	Detector Type
High Channel:5240MHz									
V	10480	51.66	30.55	5.77	24.66	51.54	74.00	-22.46	PK
V	10480	44.82	30.55	5.77	24.66	44.70	54.00	-9.30	AV
V	15720	56.82	30.33	6.32	24.55	57.36	74.00	-16.64	PK
V	15720	45.94	30.33	6.32	24.55	46.48	54.00	-7.52	AV
V	20960	45.79	30.85	7.45	24.69	47.08	74.00	-26.92	PK
V	20960	44.93	30.85	7.45	24.69	46.22	54.00	-7.78	AV
H	10480	43.94	31.02	8.99	25.57	47.48	74.00	-26.52	PK
H	10480	44.99	31.02	8.99	25.57	48.53	54.00	-5.47	AV
H	15720	45.02	30.55	5.77	24.66	44.90	74.00	-29.10	PK
H	15720	45.85	30.55	5.77	24.66	45.73	54.00	-8.27	AV
H	20960	45.29	30.33	6.32	24.55	45.83	74.00	-28.17	PK
H	20960	45.77	30.33	6.32	24.55	46.31	54.00	-7.69	AV

Polar (H/V)	Frequency (MHz)	Meter Reading (dBuV)	Pre-amplifier (dB)	Cable Loss (dB)	Antenna Factor (dB)	Emission Level (dBuV/m)	Limits (dBuV/m)	Margin (dB)	Detector Type
High Channel:5745MHz									
V	11490	52.16	30.55	5.77	24.66	52.04	74.00	-21.96	PK
V	11490	42.97	30.55	5.77	24.66	42.85	54.00	-11.15	AV
V	17235	55.84	30.33	6.32	24.55	56.38	74.00	-17.62	PK
V	17235	46.67	30.33	6.32	24.55	47.21	54.00	-6.79	AV
V	22980	44.81	30.85	7.45	24.69	46.10	74.00	-27.90	PK
V	22980	45.97	30.85	7.45	24.69	47.26	54.00	-6.74	AV
H	11490	44.59	31.02	8.99	25.57	48.13	74.00	-25.87	PK
H	11490	45.10	31.02	8.99	25.57	48.64	54.00	-5.36	AV
H	17235	46.36	30.55	5.77	24.66	46.24	74.00	-27.76	PK
H	17235	46.37	30.55	5.77	24.66	46.25	54.00	-7.75	AV
H	22980	43.82	30.33	6.32	24.55	44.36	74.00	-29.64	PK
H	22980	43.70	30.33	6.32	24.55	44.24	54.00	-9.76	AV

Polar (H/V)	Frequency (MHz)	Meter Reading (dBuV)	Pre-amplifier (dB)	Cable Loss (dB)	Antenna Factor (dB)	Emission Level (dBuV/m)	Limits (dBuV/m)	Margin (dB)	Detector Type
High Channel:5785MHz									
V	11570	55.28	30.55	5.77	24.66	55.16	74.00	-18.84	PK
V	11570	44.02	30.55	5.77	24.66	43.90	54.00	-10.10	AV
V	17355	56.41	30.33	6.32	24.55	56.95	74.00	-17.05	PK
V	17355	46.40	30.33	6.32	24.55	46.94	54.00	-7.06	AV
V	23140	46.49	30.85	7.45	24.69	47.78	74.00	-26.22	PK
V	23140	45.33	30.85	7.45	24.69	46.62	54.00	-7.38	AV
H	11570	45.20	31.02	8.99	25.57	48.74	74.00	-25.26	PK
H	11570	44.10	31.02	8.99	25.57	47.64	54.00	-6.36	AV
H	17355	45.23	30.55	5.77	24.66	45.11	74.00	-28.89	PK
H	17355	44.03	30.55	5.77	24.66	43.91	54.00	-10.09	AV
H	23140	44.14	30.33	6.32	24.55	44.68	74.00	-29.32	PK
H	23140	45.25	30.33	6.32	24.55	45.79	54.00	-8.21	AV
Polar (H/V)	Frequency (MHz)	Meter Reading (dBuV)	Pre-amplifier (dB)	Cable Loss (dB)	Antenna Factor (dB)	Emission Level (dBuV/m)	Limits (dBuV/m)	Margin (dB)	Detector Type
High Channel:5825MHz									
V	11650	55.25	30.55	5.77	24.66	55.13	74.00	-18.87	PK
V	11650	43.28	30.55	5.77	24.66	43.16	54.00	-10.84	AV
V	17475	55.66	30.33	6.32	24.55	56.20	74.00	-17.80	PK
V	17475	46.51	30.33	6.32	24.55	47.05	54.00	-6.95	AV
V	23300	44.86	30.85	7.45	24.69	46.15	74.00	-27.85	PK
V	23300	45.15	30.85	7.45	24.69	46.44	54.00	-7.56	AV
H	11650	46.39	31.02	8.99	25.57	49.93	74.00	-24.07	PK
H	11650	45.72	31.02	8.99	25.57	49.26	54.00	-4.74	AV
H	17475	44.84	30.55	5.77	24.66	44.72	74.00	-29.28	PK
H	17475	44.99	30.55	5.77	24.66	44.87	54.00	-9.13	AV
H	23300	44.82	30.33	6.32	24.55	45.36	74.00	-28.64	PK
H	23300	44.33	30.33	6.32	24.55	44.87	54.00	-9.13	AV

MIMO-802.11n40

Polar (H/V)	Frequency (MHz)	Meter Reading (dBuV)	Pre-amplifier (dB)	Cable Loss (dB)	Antenna Factor (dB)	Emission Level (dBuV/m)	Limits (dBuV/m)	Margin (dB)	Detector Type
Low Channel:5190MHz									
V	10380	58.11	30.55	5.77	24.66	57.99	74.00	-16.01	PK
V	10380	43.76	30.55	5.77	24.66	43.64	54.00	-10.36	AV
V	15570	56.47	30.33	6.32	24.55	57.01	74.00	-16.99	PK
V	15570	45.22	30.33	6.32	24.55	45.76	54.00	-8.24	AV
V	20760	44.36	30.85	7.45	24.69	45.65	74.00	-28.35	PK
V	20760	43.68	30.85	7.45	24.69	44.97	54.00	-9.03	AV
H	10380	44.85	31.02	8.99	25.57	48.39	74.00	-25.61	PK
H	10380	43.78	31.02	8.99	25.57	47.32	54.00	-6.68	AV
H	15570	45.34	30.55	5.77	24.66	45.22	74.00	-28.78	PK
H	15570	44.96	30.55	5.77	24.66	44.84	54.00	-9.16	AV
H	20760	46.60	30.33	6.32	24.55	47.14	74.00	-26.86	PK
H	20760	45.29	30.33	6.32	24.55	45.83	54.00	-8.17	AV

Polar (H/V)	Frequency (MHz)	Meter Reading (dBuV)	Pre-amplifier (dB)	Cable Loss (dB)	Antenna Factor (dB)	Emission Level (dBuV/m)	Limits (dBuV/m)	Margin (dB)	Detector Type
Middle Channel:5230MHz									
V	10460	55.00	30.55	5.77	24.66	54.88	74.00	-19.12	PK
V	10460	42.77	30.55	5.77	24.66	42.65	54.00	-11.35	AV
V	15690	57.48	30.33	6.32	24.55	58.02	74.00	-15.98	PK
V	15690	45.45	30.33	6.32	24.55	45.99	54.00	-8.01	AV
V	20920	44.80	30.85	7.45	24.69	46.09	74.00	-27.91	PK
V	20920	44.14	30.85	7.45	24.69	45.43	54.00	-8.57	AV
H	10460	46.32	31.02	8.99	25.57	49.86	74.00	-24.14	PK
H	10460	44.92	31.02	8.99	25.57	48.46	54.00	-5.54	AV
H	15690	46.30	30.55	5.77	24.66	46.18	74.00	-27.82	PK
H	15690	46.27	30.55	5.77	24.66	46.15	54.00	-7.85	AV
H	20920	46.13	30.33	6.32	24.55	46.67	74.00	-27.33	PK
H	20920	46.52	30.33	6.32	24.55	47.06	54.00	-6.94	AV

Polar (H/V)	Frequency (MHz)	Meter Reading (dBuV)	Pre-amplifier (dB)	Cable Loss (dB)	Antenna Factor (dB)	Emission Level (dBuV/m)	Limits (dBuV/m)	Margin (dB)	Detector Type
High Channel:5755MHz									
V	11510	53.69	30.55	5.77	24.66	53.57	74.00	-20.43	PK
V	11510	43.33	30.55	5.77	24.66	43.21	54.00	-10.79	AV
V	17265	54.68	30.33	6.32	24.55	55.22	74.00	-18.78	PK
V	17265	46.39	30.33	6.32	24.55	46.93	54.00	-7.07	AV
V	23020	45.19	30.85	7.45	24.69	46.48	74.00	-27.52	PK
V	23020	45.13	30.85	7.45	24.69	46.42	54.00	-7.58	AV
H	11510	45.46	31.02	8.99	25.57	49.00	74.00	-25.00	PK
H	11510	44.15	31.02	8.99	25.57	47.69	54.00	-6.31	AV
H	17265	45.15	30.55	5.77	24.66	45.03	74.00	-28.97	PK
H	17265	46.41	30.55	5.77	24.66	46.29	54.00	-7.71	AV
H	23020	46.45	30.33	6.32	24.55	46.99	74.00	-27.01	PK
H	23020	44.93	30.33	6.32	24.55	45.47	54.00	-8.53	AV

Polar (H/V)	Frequency (MHz)	Meter Reading (dBuV)	Pre-amplifier (dB)	Cable Loss (dB)	Antenna Factor (dB)	Emission Level (dBuV/m)	Limits (dBuV/m)	Margin (dB)	Detector Type
High Channel:5795MHz									
V	11590	51.92	30.55	5.77	24.66	51.80	74.00	-22.20	PK
V	11590	42.74	30.55	5.77	24.66	42.62	54.00	-11.38	AV
V	17385	56.33	30.33	6.32	24.55	56.87	74.00	-17.13	PK
V	17385	45.20	30.33	6.32	24.55	45.74	54.00	-8.26	AV
V	23180	44.20	30.85	7.45	24.69	45.49	74.00	-28.51	PK
V	23180	45.05	30.85	7.45	24.69	46.34	54.00	-7.66	AV
H	11590	45.02	31.02	8.99	25.57	48.56	74.00	-25.44	PK
H	11590	43.85	31.02	8.99	25.57	47.39	54.00	-6.61	AV
H	17385	44.02	30.55	5.77	24.66	43.90	74.00	-30.10	PK
H	17385	43.93	30.55	5.77	24.66	43.81	54.00	-10.19	AV
H	23180	45.60	30.33	6.32	24.55	46.14	74.00	-27.86	PK
H	23180	45.56	30.33	6.32	24.55	46.10	54.00	-7.90	AV

Remark:
1. Emission Level = Meter Reading + Antenna Factor + Cable Loss – Pre-amplifier,
Margin= Emission Level - Limit
2. If peak below the average limit, the average emission was no test.
3. The amplitude of spurious emissions which are attenuated by more than 20dB below the permissible value has no need to be reported.

MIMO--802.11ac20

Polar (H/V)	Frequency (MHz)	Meter Reading (dBuV)	Pre-amplifier (dB)	Cable Loss (dB)	Antenna Factor (dB)	Emission Level (dBuV/m)	Limits (dBuV/m)	Margin (dB)	Detector Type
Low Channel:5180MHz									
V	10360	52.65	30.55	5.77	24.66	52.53	74.00	-21.47	PK
V	10360	45.06	30.55	5.77	24.66	44.94	54.00	-9.06	AV
V	15540	57.04	30.33	6.32	24.55	57.58	74.00	-16.42	PK
V	15540	45.70	30.33	6.32	24.55	46.24	54.00	-7.76	AV
V	20720	43.93	30.85	7.45	24.69	45.22	74.00	-28.78	PK
V	20720	43.86	30.85	7.45	24.69	45.15	54.00	-8.85	AV
H	10360	44.45	31.02	8.99	25.57	47.99	74.00	-26.01	PK
H	10360	45.82	31.02	8.99	25.57	49.36	54.00	-4.64	AV
H	15540	43.87	30.55	5.77	24.66	43.75	74.00	-30.25	PK
H	15540	45.42	30.55	5.77	24.66	45.30	54.00	-8.70	AV
H	20720	45.64	30.33	6.32	24.55	46.18	74.00	-27.82	PK
H	20720	45.14	30.33	6.32	24.55	45.68	54.00	-8.32	AV

Polar (H/V)	Frequency (MHz)	Meter Reading (dBuV)	Pre-amplifier (dB)	Cable Loss (dB)	Antenna Factor (dB)	Emission Level (dBuV/m)	Limits (dBuV/m)	Margin (dB)	Detector Type
Middle Channel:5200MHz									
V	10400	58.51	30.55	5.77	24.66	58.39	74.00	-15.61	PK
V	10400	43.41	30.55	5.77	24.66	43.29	54.00	-10.71	AV
V	15600	54.89	30.33	6.32	24.55	55.43	74.00	-18.57	PK
V	15600	47.20	30.33	6.32	24.55	47.74	54.00	-6.26	AV
V	20800	46.59	30.85	7.45	24.69	47.88	74.00	-26.12	PK
V	20800	44.53	30.85	7.45	24.69	45.82	54.00	-8.18	AV
H	10400	44.22	31.02	8.99	25.57	47.76	74.00	-26.24	PK
H	10400	44.92	31.02	8.99	25.57	48.46	54.00	-5.54	AV
H	15600	46.53	30.55	5.77	24.66	46.41	74.00	-27.59	PK
H	15600	46.33	30.55	5.77	24.66	46.21	54.00	-7.79	AV
H	20800	45.09	30.33	6.32	24.55	45.63	74.00	-28.37	PK
H	20800	45.49	30.33	6.32	24.55	46.03	54.00	-7.97	AV

Polar (H/V)	Frequency (MHz)	Meter Reading (dBuV)	Pre-amplifier (dB)	Cable Loss (dB)	Antenna Factor (dB)	Emission Level (dBuV/m)	Limits (dBuV/m)	Margin (dB)	Detector Type
High Channel:5240MHz									
V	10480	58.55	30.55	5.77	24.66	58.43	74.00	-15.57	PK
V	10480	44.89	30.55	5.77	24.66	44.77	54.00	-9.23	AV
V	15720	57.05	30.33	6.32	24.55	57.59	74.00	-16.41	PK
V	15720	45.74	30.33	6.32	24.55	46.28	54.00	-7.72	AV
V	20960	45.72	30.85	7.45	24.69	47.01	74.00	-26.99	PK
V	20960	46.00	30.85	7.45	24.69	47.29	54.00	-6.71	AV
H	10480	45.15	31.02	8.99	25.57	48.69	74.00	-25.31	PK
H	10480	45.64	31.02	8.99	25.57	49.18	54.00	-4.82	AV
H	15720	46.46	30.55	5.77	24.66	46.34	74.00	-27.66	PK
H	15720	43.69	30.55	5.77	24.66	43.57	54.00	-10.43	AV
H	20960	45.95	30.33	6.32	24.55	46.49	74.00	-27.51	PK
H	20960	46.00	30.33	6.32	24.55	46.54	54.00	-7.46	AV

Polar (H/V)	Frequency (MHz)	Meter Reading (dBuV)	Pre-amplifier (dB)	Cable Loss (dB)	Antenna Factor (dB)	Emission Level (dBuV/m)	Limits (dBuV/m)	Margin (dB)	Detector Type
High Channel:5745MHz									
V	11490	53.85	30.55	5.77	24.66	53.73	74.00	-20.27	PK
V	11490	43.84	30.55	5.77	24.66	43.72	54.00	-10.28	AV
V	17235	55.06	30.33	6.32	24.55	55.60	74.00	-18.40	PK
V	17235	46.01	30.33	6.32	24.55	46.55	54.00	-7.45	AV
V	22980	45.47	30.85	7.45	24.69	46.76	74.00	-27.24	PK
V	22980	46.57	30.85	7.45	24.69	47.86	54.00	-6.14	AV
H	11490	46.42	31.02	8.99	25.57	49.96	74.00	-24.04	PK
H	11490	44.05	31.02	8.99	25.57	47.59	54.00	-6.41	AV
H	17235	46.02	30.55	5.77	24.66	45.90	74.00	-28.10	PK
H	17235	44.78	30.55	5.77	24.66	44.66	54.00	-9.34	AV
H	22980	46.19	30.33	6.32	24.55	46.73	74.00	-27.27	PK
H	22980	43.90	30.33	6.32	24.55	44.44	54.00	-9.56	AV

Polar (H/V)	Frequency (MHz)	Meter Reading (dBuV)	Pre-amplifier (dB)	Cable Loss (dB)	Antenna Factor (dB)	Emission Level (dBuV/m)	Limits (dBuV/m)	Margin (dB)	Detector Type
High Channel:5785MHz									
V	11570	52.68	30.55	5.77	24.66	52.56	74.00	-21.44	PK
V	11570	45.22	30.55	5.77	24.66	45.10	54.00	-8.90	AV
V	17355	57.37	30.33	6.32	24.55	57.91	74.00	-16.09	PK
V	17355	46.17	30.33	6.32	24.55	46.71	54.00	-7.29	AV
V	23140	44.82	30.85	7.45	24.69	46.11	74.00	-27.89	PK
V	23140	46.04	30.85	7.45	24.69	47.33	54.00	-6.67	AV
H	11570	44.93	31.02	8.99	25.57	48.47	74.00	-25.53	PK
H	11570	43.68	31.02	8.99	25.57	47.22	54.00	-6.78	AV
H	17355	43.88	30.55	5.77	24.66	43.76	74.00	-30.24	PK
H	17355	44.76	30.55	5.77	24.66	44.64	54.00	-9.36	AV
H	23140	46.21	30.33	6.32	24.55	46.75	74.00	-27.25	PK
H	23140	46.24	30.33	6.32	24.55	46.78	54.00	-7.22	AV

Polar (H/V)	Frequency (MHz)	Meter Reading (dBuV)	Pre-amplifier (dB)	Cable Loss (dB)	Antenna Factor (dB)	Emission Level (dBuV/m)	Limits (dBuV/m)	Margin (dB)	Detector Type
High Channel:5795MHz									
V	11590	52.52	30.55	5.77	24.66	52.40	74.00	-21.60	PK
V	11590	43.09	30.55	5.77	24.66	42.97	54.00	-11.03	AV
V	17385	56.86	30.33	6.32	24.55	57.40	74.00	-16.60	PK
V	17385	44.99	30.33	6.32	24.55	45.53	54.00	-8.47	AV
V	23180	45.73	30.85	7.45	24.69	47.02	74.00	-26.98	PK
V	23180	44.16	30.85	7.45	24.69	45.45	54.00	-8.55	AV
H	11590	44.61	31.02	8.99	25.57	48.15	74.00	-25.85	PK
H	11590	45.94	31.02	8.99	25.57	49.48	54.00	-4.52	AV
H	17385	43.76	30.55	5.77	24.66	43.64	74.00	-30.36	PK
H	17385	44.16	30.55	5.77	24.66	44.04	54.00	-9.96	AV
H	23180	43.64	30.33	6.32	24.55	44.18	74.00	-29.82	PK
H	23180	44.65	30.33	6.32	24.55	45.19	54.00	-8.81	AV

MIMO-802.11ac40

Polar (H/V)	Frequency (MHz)	Meter Reading (dBuV)	Pre-amplifier (dB)	Cable Loss (dB)	Antenna Factor (dB)	Emission Level (dBuV/m)	Limits (dBuV/m)	Margin (dB)	Detector Type
Low Channel:5190MHz									
V	10380	57.54	30.55	5.77	24.66	57.42	74.00	-16.58	PK
V	10380	43.52	30.55	5.77	24.66	43.40	54.00	-10.60	AV
V	15570	55.07	30.33	6.32	24.55	55.61	74.00	-18.39	PK
V	15570	45.31	30.33	6.32	24.55	45.85	54.00	-8.15	AV
V	20760	45.11	30.85	7.45	24.69	46.40	74.00	-27.60	PK
V	20760	45.38	30.85	7.45	24.69	46.67	54.00	-7.33	AV
H	10380	46.16	31.02	8.99	25.57	49.70	74.00	-24.30	PK
H	10380	43.75	31.02	8.99	25.57	47.29	54.00	-6.71	AV
H	15570	46.47	30.55	5.77	24.66	46.35	74.00	-27.65	PK
H	15570	45.90	30.55	5.77	24.66	45.78	54.00	-8.22	AV
H	20760	44.50	30.33	6.32	24.55	45.04	74.00	-28.96	PK
H	20760	46.26	30.33	6.32	24.55	46.80	54.00	-7.20	AV

Polar (H/V)	Frequency (MHz)	Meter Reading (dBuV)	Pre-amplifier (dB)	Cable Loss (dB)	Antenna Factor (dB)	Emission Level (dBuV/m)	Limits (dBuV/m)	Margin (dB)	Detector Type
Middle Channel:5230MHz									
V	10460	52.17	30.55	5.77	24.66	52.05	74.00	-21.95	PK
V	10460	43.39	30.55	5.77	24.66	43.27	54.00	-10.73	AV
V	15690	57.08	30.33	6.32	24.55	57.62	74.00	-16.38	PK
V	15690	45.67	30.33	6.32	24.55	46.21	54.00	-7.79	AV
V	20920	45.70	30.85	7.45	24.69	46.99	74.00	-27.01	PK
V	20920	46.38	30.85	7.45	24.69	47.67	54.00	-6.33	AV
H	10460	44.06	31.02	8.99	25.57	47.60	74.00	-26.40	PK
H	10460	46.02	31.02	8.99	25.57	49.56	54.00	-4.44	AV
H	15690	46.33	30.55	5.77	24.66	46.21	74.00	-27.79	PK
H	15690	46.13	30.55	5.77	24.66	46.01	54.00	-7.99	AV
H	20920	45.23	30.33	6.32	24.55	45.77	74.00	-28.23	PK
H	20920	46.38	30.33	6.32	24.55	46.92	54.00	-7.08	AV

Polar (H/V)	Frequency (MHz)	Meter Reading (dBuV)	Pre-amplifier (dB)	Cable Loss (dB)	Antenna Factor (dB)	Emission Level (dBuV/m)	Limits (dBuV/m)	Margin (dB)	Detector Type
High Channel:5755MHz									
V	11510	55.70	30.55	5.77	24.66	55.58	74.00	-18.42	PK
V	11510	45.10	30.55	5.77	24.66	44.98	54.00	-9.02	AV
V	17265	55.41	30.33	6.32	24.55	55.95	74.00	-18.05	PK
V	17265	47.03	30.33	6.32	24.55	47.57	54.00	-6.43	AV
V	23020	44.45	30.85	7.45	24.69	45.74	74.00	-28.26	PK
V	23020	43.69	30.85	7.45	24.69	44.98	54.00	-9.02	AV
H	11510	44.58	31.02	8.99	25.57	48.12	74.00	-25.88	PK
H	11510	44.60	31.02	8.99	25.57	48.14	54.00	-5.86	AV
H	17265	44.33	30.55	5.77	24.66	44.21	74.00	-29.79	PK
H	17265	45.48	30.55	5.77	24.66	45.36	54.00	-8.64	AV
H	23020	43.87	30.33	6.32	24.55	44.41	74.00	-29.59	PK
H	23020	45.39	30.33	6.32	24.55	45.93	54.00	-8.07	AV

MIMO-802.11ac80

Polar (H/V)	Frequency (MHz)	Meter Reading (dBuV)	Pre-amplifier (dB)	Cable Loss (dB)	Antenna Factor (dB)	Emission Level (dBuV/m)	Limits (dBuV/m)	Margin (dB)	Detector Type
5210MHz									
V	10420	53.09	30.55	5.77	24.66	52.97	74.00	-21.03	PK
V	10420	44.06	30.55	5.77	24.66	43.94	54.00	-10.06	AV
V	15630	55.98	30.33	6.32	24.55	56.52	74.00	-17.48	PK
V	15630	47.10	30.33	6.32	24.55	47.64	54.00	-6.36	AV
V	20840	44.32	30.85	7.45	24.69	45.61	74.00	-28.39	PK
V	20840	46.14	30.85	7.45	24.69	47.43	54.00	-6.57	AV
H	10420	46.47	31.02	8.99	25.57	50.01	74.00	-23.99	PK
H	10420	45.55	31.02	8.99	25.57	49.09	54.00	-4.91	AV
H	15630	45.27	30.55	5.77	24.66	45.15	74.00	-28.85	PK
H	15630	45.47	30.55	5.77	24.66	45.35	54.00	-8.65	AV
H	20840	45.26	30.33	6.32	24.55	45.80	74.00	-28.20	PK
H	20840	44.26	30.33	6.32	24.55	44.80	54.00	-9.20	AV

Polar (H/V)	Frequency (MHz)	Meter Reading (dBuV)	Pre-amplifier (dB)	Cable Loss (dB)	Antenna Factor (dB)	Emission Level (dBuV/m)	Limits (dBuV/m)	Margin (dB)	Detector Type
High Channel:5775MHz									
V	11550	52.71	30.55	5.77	24.66	52.59	74.00	-21.41	PK
V	11550	43.17	30.55	5.77	24.66	43.05	54.00	-10.95	AV
V	17325	54.92	30.33	6.32	24.55	55.46	74.00	-18.54	PK
V	17325	46.97	30.33	6.32	24.55	47.51	54.00	-6.49	AV
V	23100	46.17	30.85	7.45	24.69	47.46	74.00	-26.54	PK
V	23100	43.73	30.85	7.45	24.69	45.02	54.00	-8.98	AV
H	11550	46.30	31.02	8.99	25.57	49.84	74.00	-24.16	PK
H	11550	46.15	31.02	8.99	25.57	49.69	54.00	-4.31	AV
H	17325	44.00	30.55	5.77	24.66	43.88	74.00	-30.12	PK
H	17325	44.28	30.55	5.77	24.66	44.16	54.00	-9.84	AV
H	23100	45.29	30.33	6.32	24.55	45.83	74.00	-28.17	PK
H	23100	45.68	30.33	6.32	24.55	46.22	54.00	-7.78	AV

Remark:
1. Emission Level = Meter Reading + Antenna Factor + Cable Loss – Pre-amplifier,
Margin= Emission Level - Limit
2. If peak below the average limit, the average emission was no test.
3. The amplitude of spurious emissions which are attenuated by more than 20dB below the permissible value has no need to be reported.

MIMO--802.11ax20

Polar (H/V)	Frequency (MHz)	Meter Reading (dBuV)	Pre-amplifier (dB)	Cable Loss (dB)	Antenna Factor (dB)	Emission Level (dBuV/m)	Limits (dBuV/m)	Margin (dB)	Detector Type
Low Channel:5180MHz									
V	10360	53.59	30.55	5.77	24.66	53.47	74.00	-20.53	PK
V	10360	43.80	30.55	5.77	24.66	43.68	54.00	-10.32	AV
V	15540	55.90	30.33	6.32	24.55	56.44	74.00	-17.56	PK
V	15540	46.43	30.33	6.32	24.55	46.97	54.00	-7.03	AV
V	20720	44.08	30.85	7.45	24.69	45.37	74.00	-28.63	PK
V	20720	45.50	30.85	7.45	24.69	46.79	54.00	-7.21	AV
H	10360	44.68	31.02	8.99	25.57	48.22	74.00	-25.78	PK
H	10360	43.96	31.02	8.99	25.57	47.50	54.00	-6.50	AV
H	15540	45.37	30.55	5.77	24.66	45.25	74.00	-28.75	PK
H	15540	44.37	30.55	5.77	24.66	44.25	54.00	-9.75	AV
H	20720	46.43	30.33	6.32	24.55	46.97	74.00	-27.03	PK
H	20720	45.17	30.33	6.32	24.55	45.71	54.00	-8.29	AV

Polar (H/V)	Frequency (MHz)	Meter Reading (dBuV)	Pre-amplifier (dB)	Cable Loss (dB)	Antenna Factor (dB)	Emission Level (dBuV/m)	Limits (dBuV/m)	Margin (dB)	Detector Type
Middle Channel:5200MHz									
V	10400	57.89	30.55	5.77	24.66	57.77	74.00	-16.23	PK
V	10400	43.41	30.55	5.77	24.66	43.29	54.00	-10.71	AV
V	15600	55.80	30.33	6.32	24.55	56.34	74.00	-17.66	PK
V	15600	46.27	30.33	6.32	24.55	46.81	54.00	-7.19	AV
V	20800	45.38	30.85	7.45	24.69	46.67	74.00	-27.33	PK
V	20800	45.12	30.85	7.45	24.69	46.41	54.00	-7.59	AV
H	10400	45.60	31.02	8.99	25.57	49.14	74.00	-24.86	PK
H	10400	45.97	31.02	8.99	25.57	49.51	54.00	-4.49	AV
H	15600	44.32	30.55	5.77	24.66	44.20	74.00	-29.80	PK
H	15600	45.06	30.55	5.77	24.66	44.94	54.00	-9.06	AV
H	20800	44.87	30.33	6.32	24.55	45.41	74.00	-28.59	PK
H	20800	45.74	30.33	6.32	24.55	46.28	54.00	-7.72	AV

Polar (H/V)	Frequency (MHz)	Meter Reading (dBuV)	Pre-amplifier (dB)	Cable Loss (dB)	Antenna Factor (dB)	Emission Level (dBuV/m)	Limits (dBuV/m)	Margin (dB)	Detector Type
High Channel:5240MHz									
V	10480	53.63	30.55	5.77	24.66	53.51	74.00	-20.49	PK
V	10480	42.84	30.55	5.77	24.66	42.72	54.00	-11.28	AV
V	15720	56.61	30.33	6.32	24.55	57.15	74.00	-16.85	PK
V	15720	45.49	30.33	6.32	24.55	46.03	54.00	-7.97	AV
V	20960	43.88	30.85	7.45	24.69	45.17	74.00	-28.83	PK
V	20960	45.88	30.85	7.45	24.69	47.17	54.00	-6.83	AV
H	10480	44.52	31.02	8.99	25.57	48.06	74.00	-25.94	PK
H	10480	44.68	31.02	8.99	25.57	48.22	54.00	-5.78	AV
H	15720	43.82	30.55	5.77	24.66	43.70	74.00	-30.30	PK
H	15720	43.74	30.55	5.77	24.66	43.62	54.00	-10.38	AV
H	20960	44.93	30.33	6.32	24.55	45.47	74.00	-28.53	PK
H	20960	44.16	30.33	6.32	24.55	44.70	54.00	-9.30	AV

Polar (H/V)	Frequency (MHz)	Meter Reading (dBuV)	Pre-amplifier (dB)	Cable Loss (dB)	Antenna Factor (dB)	Emission Level (dBuV/m)	Limits (dBuV/m)	Margin (dB)	Detector Type
High Channel:5745MHz									
V	11490	56.76	30.55	5.77	24.66	56.64	74.00	-17.36	PK
V	11490	44.26	30.55	5.77	24.66	44.14	54.00	-9.86	AV
V	17235	57.53	30.33	6.32	24.55	58.07	74.00	-15.93	PK
V	17235	45.98	30.33	6.32	24.55	46.52	54.00	-7.48	AV
V	22980	46.12	30.85	7.45	24.69	47.41	74.00	-26.59	PK
V	22980	43.73	30.85	7.45	24.69	45.02	54.00	-8.98	AV
H	11490	45.73	31.02	8.99	25.57	49.27	74.00	-24.73	PK
H	11490	45.28	31.02	8.99	25.57	48.82	54.00	-5.18	AV
H	17235	45.40	30.55	5.77	24.66	45.28	74.00	-28.72	PK
H	17235	46.27	30.55	5.77	24.66	46.15	54.00	-7.85	AV
H	22980	44.60	30.33	6.32	24.55	45.14	74.00	-28.86	PK
H	22980	46.37	30.33	6.32	24.55	46.91	54.00	-7.09	AV

Polar (H/V)	Frequency (MHz)	Meter Reading (dBuV)	Pre-amplifier (dB)	Cable Loss (dB)	Antenna Factor (dB)	Emission Level (dBuV/m)	Limits (dBuV/m)	Margin (dB)	Detector Type
High Channel:5785MHz									
V	11570	55.79	30.55	5.77	24.66	55.67	74.00	-18.33	PK
V	11570	43.94	30.55	5.77	24.66	43.82	54.00	-10.18	AV
V	17355	54.96	30.33	6.32	24.55	55.50	74.00	-18.50	PK
V	17355	46.21	30.33	6.32	24.55	46.75	54.00	-7.25	AV
V	23140	43.79	30.85	7.45	24.69	45.08	74.00	-28.92	PK
V	23140	44.65	30.85	7.45	24.69	45.94	54.00	-8.06	AV
H	11570	46.49	31.02	8.99	25.57	50.03	74.00	-23.97	PK
H	11570	45.86	31.02	8.99	25.57	49.40	54.00	-4.60	AV
H	17355	45.94	30.55	5.77	24.66	45.82	74.00	-28.18	PK
H	17355	44.51	30.55	5.77	24.66	44.39	54.00	-9.61	AV
H	23140	45.38	30.33	6.32	24.55	45.92	74.00	-28.08	PK
H	23140	44.90	30.33	6.32	24.55	45.44	54.00	-8.56	AV

Polar (H/V)	Frequency (MHz)	Meter Reading (dBuV)	Pre-amplifier (dB)	Cable Loss (dB)	Antenna Factor (dB)	Emission Level (dBuV/m)	Limits (dBuV/m)	Margin (dB)	Detector Type
High Channel:5795MHz									
V	11590	54.33	30.55	5.77	24.66	54.21	74.00	-19.79	PK
V	11590	44.50	30.55	5.77	24.66	44.38	54.00	-9.62	AV
V	17385	56.93	30.33	6.32	24.55	57.47	74.00	-16.53	PK
V	17385	45.95	30.33	6.32	24.55	46.49	54.00	-7.51	AV
V	23180	44.21	30.85	7.45	24.69	45.50	74.00	-28.50	PK
V	23180	44.12	30.85	7.45	24.69	45.41	54.00	-8.59	AV
H	11590	43.88	31.02	8.99	25.57	47.42	74.00	-26.58	PK
H	11590	45.27	31.02	8.99	25.57	48.81	54.00	-5.19	AV
H	17385	45.67	30.55	5.77	24.66	45.55	74.00	-28.45	PK
H	17385	45.60	30.55	5.77	24.66	45.48	54.00	-8.52	AV
H	23180	43.66	30.33	6.32	24.55	44.20	74.00	-29.80	PK
H	23180	43.86	30.33	6.32	24.55	44.40	54.00	-9.60	AV

MIMO-802.11ax40

Polar (H/V)	Frequency (MHz)	Meter Reading (dBuV)	Pre-amplifier (dB)	Cable Loss (dB)	Antenna Factor (dB)	Emission Level (dBuV/m)	Limits (dBuV/m)	Margin (dB)	Detector Type
Low Channel:5190MHz									
V	10380	55.00	30.55	5.77	24.66	54.88	74.00	-19.12	PK
V	10380	43.30	30.55	5.77	24.66	43.18	54.00	-10.82	AV
V	15570	56.35	30.33	6.32	24.55	56.89	74.00	-17.11	PK
V	15570	46.88	30.33	6.32	24.55	47.42	54.00	-6.58	AV
V	20760	46.47	30.85	7.45	24.69	47.76	74.00	-26.24	PK
V	20760	44.94	30.85	7.45	24.69	46.23	54.00	-7.77	AV
H	10380	45.29	31.02	8.99	25.57	48.83	74.00	-25.17	PK
H	10380	45.57	31.02	8.99	25.57	49.11	54.00	-4.89	AV
H	15570	44.91	30.55	5.77	24.66	44.79	74.00	-29.21	PK
H	15570	46.30	30.55	5.77	24.66	46.18	54.00	-7.82	AV
H	20760	44.66	30.33	6.32	24.55	45.20	74.00	-28.80	PK
H	20760	43.64	30.33	6.32	24.55	44.18	54.00	-9.82	AV

Polar (H/V)	Frequency (MHz)	Meter Reading (dBuV)	Pre-amplifier (dB)	Cable Loss (dB)	Antenna Factor (dB)	Emission Level (dBuV/m)	Limits (dBuV/m)	Margin (dB)	Detector Type
Middle Channel:5230MHz									
V	10460	52.02	30.55	5.77	24.66	51.90	74.00	-22.10	PK
V	10460	45.17	30.55	5.77	24.66	45.05	54.00	-8.95	AV
V	15690	57.26	30.33	6.32	24.55	57.80	74.00	-16.20	PK
V	15690	47.36	30.33	6.32	24.55	47.90	54.00	-6.10	AV
V	20920	45.26	30.85	7.45	24.69	46.55	74.00	-27.45	PK
V	20920	45.09	30.85	7.45	24.69	46.38	54.00	-7.62	AV
H	10460	44.39	31.02	8.99	25.57	47.93	74.00	-26.07	PK
H	10460	45.80	31.02	8.99	25.57	49.34	54.00	-4.66	AV
H	15690	43.68	30.55	5.77	24.66	43.56	74.00	-30.44	PK
H	15690	45.08	30.55	5.77	24.66	44.96	54.00	-9.04	AV
H	20920	44.59	30.33	6.32	24.55	45.13	74.00	-28.87	PK
H	20920	44.80	30.33	6.32	24.55	45.34	54.00	-8.66	AV

Polar (H/V)	Frequency (MHz)	Meter Reading (dBuV)	Pre-amplifier (dB)	Cable Loss (dB)	Antenna Factor (dB)	Emission Level (dBuV/m)	Limits (dBuV/m)	Margin (dB)	Detector Type
High Channel:5755MHz									
V	11510	54.98	30.55	5.77	24.66	54.86	74.00	-19.14	PK
V	11510	42.63	30.55	5.77	24.66	42.51	54.00	-11.49	AV
V	17265	55.77	30.33	6.32	24.55	56.31	74.00	-17.69	PK
V	17265	46.59	30.33	6.32	24.55	47.13	54.00	-6.87	AV
V	23020	45.42	30.85	7.45	24.69	46.71	74.00	-27.29	PK
V	23020	44.58	30.85	7.45	24.69	45.87	54.00	-8.13	AV
H	11510	43.64	31.02	8.99	25.57	47.18	74.00	-26.82	PK
H	11510	46.43	31.02	8.99	25.57	49.97	54.00	-4.03	AV
H	17265	43.83	30.55	5.77	24.66	43.71	74.00	-30.29	PK
H	17265	44.96	30.55	5.77	24.66	44.84	54.00	-9.16	AV
H	23020	44.56	30.33	6.32	24.55	45.10	74.00	-28.90	PK
H	23020	45.84	30.33	6.32	24.55	46.38	54.00	-7.62	AV

MIMO-802.11ax80

Polar (H/V)	Frequency (MHz)	Meter Reading (dBuV)	Pre-amplifier (dB)	Cable Loss (dB)	Antenna Factor (dB)	Emission Level (dBuV/m)	Limits (dBuV/m)	Margin (dB)	Detector Type
5210MHz									
V	10420	54.52	30.55	5.77	24.66	54.40	74.00	-19.60	PK
V	10420	44.02	30.55	5.77	24.66	43.90	54.00	-10.10	AV
V	15630	55.82	30.33	6.32	24.55	56.36	74.00	-17.64	PK
V	15630	46.08	30.33	6.32	24.55	46.62	54.00	-7.38	AV
V	20840	44.14	30.85	7.45	24.69	45.43	74.00	-28.57	PK
V	20840	43.65	30.85	7.45	24.69	44.94	54.00	-9.06	AV
H	10420	44.14	31.02	8.99	25.57	47.68	74.00	-26.32	PK
H	10420	45.97	31.02	8.99	25.57	49.51	54.00	-4.49	AV
H	15630	45.73	30.55	5.77	24.66	45.61	74.00	-28.39	PK
H	15630	43.71	30.55	5.77	24.66	43.59	54.00	-10.41	AV
H	20840	46.54	30.33	6.32	24.55	47.08	74.00	-26.92	PK
H	20840	43.80	30.33	6.32	24.55	44.34	54.00	-9.66	AV

Polar (H/V)	Frequency (MHz)	Meter Reading (dBuV)	Pre-amplifier (dB)	Cable Loss (dB)	Antenna Factor (dB)	Emission Level (dBuV/m)	Limits (dBuV/m)	Margin (dB)	Detector Type
High Channel:5775MHz									
V	11550	55.28	30.55	5.77	24.66	55.16	74.00	-18.84	PK
V	11550	42.77	30.55	5.77	24.66	42.65	54.00	-11.35	AV
V	17325	56.77	30.33	6.32	24.55	57.31	74.00	-16.69	PK
V	17325	46.71	30.33	6.32	24.55	47.25	54.00	-6.75	AV
V	23100	44.20	30.85	7.45	24.69	45.49	74.00	-28.51	PK
V	23100	44.14	30.85	7.45	24.69	45.43	54.00	-8.57	AV
H	11550	45.87	31.02	8.99	25.57	49.41	74.00	-24.59	PK
H	11550	44.23	31.02	8.99	25.57	47.77	54.00	-6.23	AV
H	17325	46.22	30.55	5.77	24.66	46.10	74.00	-27.90	PK
H	17325	45.30	30.55	5.77	24.66	45.18	54.00	-8.82	AV
H	23100	44.59	30.33	6.32	24.55	45.13	74.00	-28.87	PK
H	23100	45.98	30.33	6.32	24.55	46.52	54.00	-7.48	AV

Remark:
1. Emission Level = Meter Reading + Antenna Factor + Cable Loss – Pre-amplifier,
Margin= Emission Level - Limit
2. If peak below the average limit, the average emission was no test.
3. The amplitude of spurious emissions which are attenuated by more than 20dB below the permissible value has no need to be reported.

Radiated Band Edge Test:

ANT1

Worse case mode:		802.11a		Test channel:		36	
Frequency	Meter Reading	Factor	Emission Level	Limits	Over	Detector Type	Ant. Pol.
(MHz)	(dBμV)	(dB)	(dBμV/m)	(dBμV/m)	(dB)		H/V
5150	55.88	-0.12	56.00	74	-18.00	peak	H
5150	41.15	-0.12	41.27	54	-12.73	AV	H
5150	56.88	-0.12	57.00	74	-17.00	peak	V
5150	38.55	-0.12	38.67	54	-15.33	AV	V

Worse case mode:		802.11a		Test channel:		48	
Frequency	Meter Reading	Factor	Emission Level	Limits	Over	Detector Type	Ant. Pol.
(MHz)	(dBμV)	(dB)	(dBμV/m)	(dBμV/m)	(dB)		H/V
5250	57.41	-0.12	57.53	74	-16.47	peak	H
5250	40.63	-0.12	40.75	54	-13.25	AV	H
5250	56.69	-0.12	56.81	74	-17.19	peak	V
5250	39.39	-0.12	39.51	54	-14.49	AV	V

Worse case mode:		802.11a		Test channel:		149	
Frequency	Meter Reading	Factor	Emission Level	Limits	Over	Detector Type	Ant. Pol.
(MHz)	(dBμV)	(dB)	(dBμV/m)	(dBμV/m)	(dB)		H/V
5650	57.69	-0.12	57.81	68.2	-10.39	peak	H
5700	84.63	-0.12	84.75	105.2	-20.45	peak	H
5720	88.86	-0.12	88.98	110.8	-21.82	peak	H
5725	95.32	-0.12	95.44	122.2	-26.76	peak	H
5650	57.90	-0.12	58.02	68.2	-10.18	peak	V
5700	84.49	-0.12	84.61	105.2	-20.59	peak	V
5720	86.42	-0.12	86.54	110.8	-24.26	peak	V
5725	95.00	-0.12	95.12	122.2	-27.08	peak	V

Worse case mode:		802.11a		Test channel:		165	
Frequency	Meter Reading	Factor	Emission Level	Limits	Over	Detector Type	Ant. Pol.
(MHz)	(dBμV)	(dB)	(dBμV/m)	(dBμV/m)	(dB)		H/V
5850	99.66	-0.12	99.78	122.2	-22.42	peak	H
5855	84.67	-0.12	84.79	110.8	-26.01	peak	H
5875	88.19	-0.12	88.31	105.2	-16.89	peak	H
5925	51.96	-0.12	52.08	68.2	-16.12	peak	H
5850	101.03	-0.12	101.15	122.2	-21.05	peak	V
5855	85.23	-0.12	85.35	110.8	-25.45	peak	V
5875	86.52	-0.12	86.64	105.2	-18.56	peak	V
5925	52.25	-0.12	52.37	68.2	-15.83	peak	V

Worse case mode:		802.11n20		Test channel:		36	
Frequency	Meter Reading	Factor	Emission Level	Limits	Over	Detector Type	Ant. Pol.
(MHz)	(dBμV)	(dB)	(dBμV/m)	(dBμV/m)	(dB)		H/V
5150	55.78	-0.12	55.90	74	-18.10	peak	H
5150	42.05	-0.12	42.17	54	-11.83	AV	H
5150	56.73	-0.12	56.85	74	-17.15	peak	V
5150	38.35	-0.12	38.47	54	-15.53	AV	V

Worse case mode:		802.11n20		Test channel:		48	
Frequency	Meter Reading	Factor	Emission Level	Limits	Over	Detector Type	Ant. Pol.
(MHz)	(dBμV)	(dB)	(dBμV/m)	(dBμV/m)	(dB)		H/V
5250	55.08	-0.12	55.20	74	-18.80	peak	H
5250	39.65	-0.12	39.77	54	-14.23	AV	H
5250	54.63	-0.12	54.75	74	-19.25	peak	V
5250	38.51	-0.12	38.63	54	-15.37	AV	V

Worse case mode:		802.11n20		Test channel:		149	
Frequency	Meter Reading	Factor	Emission Level	Limits	Over	Detector Type	Ant. Pol.
(MHz)	(dBμV)	(dB)	(dBμV/m)	(dBμV/m)	(dB)		H/V
5650	55.91	-0.12	56.03	68.2	-12.17	peak	H
5700	84.76	-0.12	84.88	105.2	-20.32	peak	H
5720	88.68	-0.12	88.80	110.8	-22.00	peak	H
5725	95.45	-0.12	95.57	122.2	-26.63	peak	H
5650	56.09	-0.12	56.21	68.2	-11.99	peak	V
5700	84.70	-0.12	84.82	105.2	-20.38	peak	V
5720	86.26	-0.12	86.38	110.8	-24.42	peak	V
5725	95.40	-0.12	95.52	122.2	-26.68	peak	V

Worse case mode:		802.11n20		Test channel:		165	
Frequency	Meter Reading	Factor	Emission Level	Limits	Over	Detector Type	Ant. Pol.
(MHz)	(dBμV)	(dB)	(dBμV/m)	(dBμV/m)	(dB)		H/V
5850	100.20	-0.12	100.32	122.2	-21.88	peak	H
5855	83.73	-0.12	83.85	110.8	-26.95	peak	H
5875	86.70	-0.12	86.82	105.2	-18.38	peak	H
5925	50.30	-0.12	50.42	68.2	-17.78	peak	H
5850	99.43	-0.12	99.55	122.2	-22.65	peak	V
5855	84.27	-0.12	84.39	110.8	-26.41	peak	V
5875	87.84	-0.12	87.96	105.2	-17.24	peak	V
5925	52.49	-0.12	52.61	68.2	-15.59	peak	V

Worse case mode:		802.11n40		Test channel:		38	
Frequency	Meter Reading	Factor	Emission Level	Limits	Over	Detector Type	Ant. Pol.
(MHz)	(dBμV)	(dB)	(dBμV/m)	(dBμV/m)	(dB)		H/V
5150	57.45	-0.12	57.57	74	-16.43	peak	H
5150	40.03	-0.12	40.15	54	-13.85	AV	H
5150	56.73	-0.12	56.85	74	-17.15	peak	V
5150	38.36	-0.12	38.48	54	-15.52	AV	V

Worse case mode:		802.11n40		Test channel:		46	
Frequency	Meter Reading	Factor	Emission Level	Limits	Over	Detector Type	Ant. Pol.
(MHz)	(dBμV)	(dB)	(dBμV/m)	(dBμV/m)	(dB)		H/V
5250	57.59	-0.12	57.71	74	-16.29	peak	H
5250	40.60	-0.12	40.72	54	-13.28	AV	H
5250	57.10	-0.12	57.22	74	-16.78	peak	V
5250	38.99	-0.12	39.11	54	-14.89	AV	V

Worse case mode:		802.11n40		Test channel:		151	
Frequency	Meter Reading	Factor	Emission Level	Limits	Over	Detector Type	Ant. Pol.
(MHz)	(dBμV)	(dB)	(dBμV/m)	(dBμV/m)	(dB)		H/V
5650	56.80	-0.12	56.92	68.2	-11.28	peak	H
5700	83.03	-0.12	83.15	105.2	-22.05	peak	H
5720	88.20	-0.12	88.32	110.8	-22.48	peak	H
5725	94.28	-0.12	94.40	122.2	-27.80	peak	H
5650	57.97	-0.12	58.09	68.2	-10.11	peak	V
5700	85.18	-0.12	85.30	105.2	-19.90	peak	V
5720	87.59	-0.12	87.71	110.8	-23.09	peak	V
5725	96.38	-0.12	96.50	122.2	-25.70	peak	V

Worse case mode:		802.11n40		Test channel:		159	
Frequency	Meter Reading	Factor	Emission Level	Limits	Over	Detector Type	Ant. Pol.
(MHz)	(dBμV)	(dB)	(dBμV/m)	(dBμV/m)	(dB)		H/V
5850	98.38	-0.12	98.50	122.2	-23.70	peak	H
5855	84.01	-0.12	84.13	110.8	-26.67	peak	H
5875	88.94	-0.12	89.06	105.2	-16.14	peak	H
5925	50.54	-0.12	50.66	68.2	-17.54	peak	H
5850	101.23	-0.12	101.35	122.2	-20.85	peak	V
5855	85.34	-0.12	85.46	110.8	-25.34	peak	V
5875	87.22	-0.12	87.34	105.2	-17.86	peak	V
5925	51.30	-0.12	51.42	68.2	-16.78	peak	V

Worse case mode:		802.11ac20		Test channel:		36	
Frequency	Meter Reading	Factor	Emission Level	Limits	Over	Detector Type	Ant. Pol.
(MHz)	(dBμV)	(dB)	(dBμV/m)	(dBμV/m)	(dB)		H/V
5150	55.16	-0.12	55.28	74	-18.72	peak	H
5150	41.69	-0.12	41.81	54	-12.19	AV	H
5150	56.19	-0.12	56.31	74	-17.69	peak	V
5150	40.60	-0.12	40.72	54	-13.28	AV	V

Worse case mode:		802.11ac20		Test channel:		48	
Frequency	Meter Reading	Factor	Emission Level	Limits	Over	Detector Type	Ant. Pol.
(MHz)	(dBμV)	(dB)	(dBμV/m)	(dBμV/m)	(dB)		H/V
5250	55.40	-0.12	55.52	74	-18.48	peak	H
5250	42.34	-0.12	42.46	54	-11.54	AV	H
5250	56.37	-0.12	56.49	74	-17.51	peak	V
5250	40.93	-0.12	41.05	54	-12.95	AV	V

Worse case mode:		802.11ac20		Test channel:		149	
Frequency	Meter Reading	Factor	Emission Level	Limits	Over	Detector Type	Ant. Pol.
(MHz)	(dBμV)	(dB)	(dBμV/m)	(dBμV/m)	(dB)		H/V
5650	57.92	-0.12	58.04	68.2	-10.16	peak	H
5700	83.97	-0.12	84.09	105.2	-21.11	peak	H
5720	86.72	-0.12	86.84	110.8	-23.96	peak	H
5725	95.09	-0.12	95.21	122.2	-26.99	peak	H
5650	55.32	-0.12	55.44	68.2	-12.76	peak	V
5700	84.56	-0.12	84.68	105.2	-20.52	peak	V
5720	85.73	-0.12	85.85	110.8	-24.95	peak	V
5725	95.32	-0.12	95.44	122.2	-26.76	peak	V

Worse case mode:		802.11n20		Test channel:		165	
Frequency	Meter Reading	Factor	Emission Level	Limits	Over	Detector Type	Ant. Pol.
(MHz)	(dBμV)	(dB)	(dBμV/m)	(dBμV/m)	(dB)		H/V
5850	99.93	-0.12	100.05	122.2	-22.15	peak	H
5855	82.84	-0.12	82.96	110.8	-27.84	peak	H
5875	88.13	-0.12	88.25	105.2	-16.95	peak	H
5925	50.72	-0.12	50.84	68.2	-17.36	peak	H
5850	99.37	-0.12	99.49	122.2	-22.71	peak	V
5855	84.05	-0.12	84.17	110.8	-26.63	peak	V
5875	86.93	-0.12	87.05	105.2	-18.15	peak	V
5925	52.04	-0.12	52.16	68.2	-16.04	peak	V

Worse case mode:		802.11ac40		Test channel:		38	
Frequency	Meter Reading	Factor	Emission Level	Limits	Over	Detector Type	Ant. Pol.
(MHz)	(dBμV)	(dB)	(dBμV/m)	(dBμV/m)	(dB)		H/V
5150	56.71	-0.12	56.83	74	-17.17	peak	H
5150	41.44	-0.12	41.56	54	-12.44	AV	H
5150	56.70	-0.12	56.82	74	-17.18	peak	V
5150	38.34	-0.12	38.46	54	-15.54	AV	V

Worse case mode:		802.11ac40		Test channel:		46	
Frequency	Meter Reading	Factor	Emission Level	Limits	Over	Detector Type	Ant. Pol.
(MHz)	(dBμV)	(dB)	(dBμV/m)	(dBμV/m)	(dB)		H/V
5250	56.63	-0.12	56.75	74	-17.25	peak	H
5250	40.37	-0.12	40.49	54	-13.51	AV	H
5250	54.57	-0.12	54.69	74	-19.31	peak	V
5250	38.59	-0.12	38.71	54	-15.29	AV	V

Worse case mode:		802.11ac40		Test channel:		151	
Frequency	Meter Reading	Factor	Emission Level	Limits	Over	Detector Type	Ant. Pol.
(MHz)	(dBμV)	(dB)	(dBμV/m)	(dBμV/m)	(dB)		H/V
5650	55.55	-0.12	55.67	68.2	-12.53	peak	H
5700	85.04	-0.12	85.16	105.2	-20.04	peak	H
5720	88.34	-0.12	88.46	110.8	-22.34	peak	H
5725	94.57	-0.12	94.69	122.2	-27.51	peak	H
5650	57.11	-0.12	57.23	68.2	-10.97	peak	V
5700	84.76	-0.12	84.88	105.2	-20.32	peak	V
5720	86.44	-0.12	86.56	110.8	-24.24	peak	V
5725	95.19	-0.12	95.31	122.2	-26.89	peak	V

Worse case mode:		802.11ac40		Test channel:		159	
Frequency	Meter Reading	Factor	Emission Level	Limits	Over	Detector Type	Ant. Pol.
(MHz)	(dBμV)	(dB)	(dBμV/m)	(dBμV/m)	(dB)		H/V
5850	100.67	-0.12	100.79	122.2	-21.41	peak	H
5855	83.62	-0.12	83.74	110.8	-27.06	peak	H
5875	86.54	-0.12	86.66	105.2	-18.54	peak	H
5925	51.10	-0.12	51.22	68.2	-16.98	peak	H
5850	100.52	-0.12	100.64	122.2	-21.56	peak	V
5855	85.34	-0.12	85.46	110.8	-25.34	peak	V
5875	85.94	-0.12	86.06	105.2	-19.14	peak	V
5925	51.35	-0.12	51.47	68.2	-16.73	peak	V

Worse case mode:		802.11ac80		Test channel:		42	
Frequency	Meter Reading	Factor	Emission Level	Limits	Over	Detector Type	Ant. Pol.
(MHz)	(dBμV)	(dB)	(dBμV/m)	(dBμV/m)	(dB)		H/V
5150	57.55	-0.12	57.67	74	-16.33	peak	H
5150	39.95	-0.12	40.07	54	-13.93	AV	H
5150	56.87	-0.12	56.99	74	-17.01	peak	V
5150	40.69	-0.12	40.81	54	-13.19	AV	V
5250	56.01	-0.12	56.13	74	-17.87	peak	H
5250	41.31	-0.12	41.43	54	-12.57	AV	H
5250	55.31	-0.12	55.43	74	-18.57	peak	V
5250	40.27	-0.12	40.39	54	-13.61	AV	V

Worse case mode:		802.11ac80		Test channel:		155	
Frequency	Meter Reading	Factor	Emission Level	Limits	Over	Detector Type	Ant. Pol.
(MHz)	(dBμV)	(dB)	(dBμV/m)	(dBμV/m)	(dB)		H/V
5650	55.46	-0.12	55.58	68.2	-12.62	peak	H
5700	85.36	-0.12	85.48	105.2	-19.72	peak	H
5720	87.37	-0.12	87.49	110.8	-23.31	peak	H
5725	94.65	-0.12	94.77	122.2	-27.43	peak	H
5650	57.43	-0.12	57.55	68.2	-10.65	peak	V
5700	84.69	-0.12	84.81	105.2	-20.39	peak	V
5720	85.58	-0.12	85.70	110.8	-25.10	peak	V
5725	94.72	-0.12	94.84	122.2	-27.36	peak	V
5850	99.20	-0.12	99.32	122.2	-22.88	peak	H
5855	83.39	-0.12	83.51	110.8	-27.29	peak	H
5875	86.18	-0.12	86.30	105.2	-18.90	peak	H
5925	50.36	-0.12	50.48	68.2	-17.72	peak	H
5850	100.40	-0.12	100.52	122.2	-21.68	peak	V
5855	85.16	-0.12	85.28	110.8	-25.52	peak	V
5875	87.65	-0.12	87.77	105.2	-17.43	peak	V
5925	52.44	-0.12	52.56	68.2	-15.64	peak	V

Factor =Antenna Factor + Cable Loss – Pre-amplifier,

ANT2

Worse case mode:		802.11a		Test channel:		36	
Frequency	Meter Reading	Factor	Emission Level	Limits	Over	Detector Type	Ant. Pol.
(MHz)	(dBμV)	(dB)	(dBμV/m)	(dBμV/m)	(dB)		H/V
5150	56.85	-0.12	56.97	74	-17.03	peak	H
5150	41.18	-0.12	41.30	54	-12.70	AV	H
5150	55.86	-0.12	55.98	74	-18.02	peak	V
5150	39.57	-0.12	39.69	54	-14.31	AV	V

Worse case mode:		802.11a		Test channel:		48	
Frequency	Meter Reading	Factor	Emission Level	Limits	Over	Detector Type	Ant. Pol.
(MHz)	(dBμV)	(dB)	(dBμV/m)	(dBμV/m)	(dB)		H/V
5250	56.63	-0.12	56.75	74	-17.25	peak	H
5250	41.38	-0.12	41.50	54	-12.50	AV	H
5250	56.56	-0.12	56.68	74	-17.32	peak	V
5250	38.36	-0.12	38.48	54	-15.52	AV	V

Worse case mode:		802.11a		Test channel:		149	
Frequency	Meter Reading	Factor	Emission Level	Limits	Over	Detector Type	Ant. Pol.
(MHz)	(dBμV)	(dB)	(dBμV/m)	(dBμV/m)	(dB)		H/V
5650	55.55	-0.12	55.67	68.2	-12.53	peak	H
5700	84.71	-0.12	84.83	105.2	-20.37	peak	H
5720	86.24	-0.12	86.36	110.8	-24.44	peak	H
5725	94.56	-0.12	94.68	122.2	-27.52	peak	H
5650	55.90	-0.12	56.02	68.2	-12.18	peak	V
5700	83.18	-0.12	83.30	105.2	-21.90	peak	V
5720	84.88	-0.12	85.00	110.8	-25.80	peak	V
5725	94.75	-0.12	94.87	122.2	-27.33	peak	V

Worse case mode:		802.11a		Test channel:		165	
Frequency	Meter Reading	Factor	Emission Level	Limits	Over	Detector Type	Ant. Pol.
(MHz)	(dBμV)	(dB)	(dBμV/m)	(dBμV/m)	(dB)		H/V
5850	100.55	-0.12	100.67	122.2	-21.53	peak	H
5855	83.71	-0.12	83.83	110.8	-26.97	peak	H
5875	87.34	-0.12	87.46	105.2	-17.74	peak	H
5925	52.11	-0.12	52.23	68.2	-15.97	peak	H
5850	100.91	-0.12	101.03	122.2	-21.17	peak	V
5855	82.63	-0.12	82.75	110.8	-28.05	peak	V
5875	84.96	-0.12	85.08	105.2	-20.12	peak	V
5925	50.14	-0.12	50.26	68.2	-17.94	peak	V

Worse case mode:		802.11n20		Test channel:		36	
Frequency	Meter Reading	Factor	Emission Level	Limits	Over	Detector Type	Ant. Pol.
(MHz)	(dBμV)	(dB)	(dBμV/m)	(dBμV/m)	(dB)		H/V
5150	55.64	-0.12	55.76	74	-18.24	peak	H
5150	40.44	-0.12	40.56	54	-13.44	AV	H
5150	54.78	-0.12	54.90	74	-19.10	peak	V
5150	39.12	-0.12	39.24	54	-14.76	AV	V

Worse case mode:		802.11n20		Test channel:		48	
Frequency	Meter Reading	Factor	Emission Level	Limits	Over	Detector Type	Ant. Pol.
(MHz)	(dBμV)	(dB)	(dBμV/m)	(dBμV/m)	(dB)		H/V
5250	55.13	-0.12	55.25	74	-18.75	peak	H
5250	42.28	-0.12	42.40	54	-11.60	AV	H
5250	54.47	-0.12	54.59	74	-19.41	peak	V
5250	38.67	-0.12	38.79	54	-15.21	AV	V

Worse case mode:		802.11n20		Test channel:		149	
Frequency	Meter Reading	Factor	Emission Level	Limits	Over	Detector Type	Ant. Pol.
(MHz)	(dBμV)	(dB)	(dBμV/m)	(dBμV/m)	(dB)		H/V
5650	55.99	-0.12	56.11	68.2	-12.09	peak	H
5700	83.63	-0.12	83.75	105.2	-21.45	peak	H
5720	88.37	-0.12	88.49	110.8	-22.31	peak	H
5725	93.97	-0.12	94.09	122.2	-28.11	peak	H
5650	56.40	-0.12	56.52	68.2	-11.68	peak	V
5700	84.90	-0.12	85.02	105.2	-20.18	peak	V
5720	86.40	-0.12	86.52	110.8	-24.28	peak	V
5725	95.31	-0.12	95.43	122.2	-26.77	peak	V

Worse case mode:		802.11n20		Test channel:		165	
Frequency	Meter Reading	Factor	Emission Level	Limits	Over	Detector Type	Ant. Pol.
(MHz)	(dBμV)	(dB)	(dBμV/m)	(dBμV/m)	(dB)		H/V
5850	100.84	-0.12	100.96	122.2	-21.24	peak	H
5855	82.50	-0.12	82.62	110.8	-28.18	peak	H
5875	88.46	-0.12	88.58	105.2	-16.62	peak	H
5925	52.46	-0.12	52.58	68.2	-15.62	peak	H
5850	100.26	-0.12	100.38	122.2	-21.82	peak	V
5855	85.43	-0.12	85.55	110.8	-25.25	peak	V
5875	85.42	-0.12	85.54	105.2	-19.66	peak	V
5925	51.82	-0.12	51.94	68.2	-16.26	peak	V

Worse case mode:		802.11n40		Test channel:		38	
Frequency	Meter Reading	Factor	Emission Level	Limits	Over	Detector Type	Ant. Pol.
(MHz)	(dBμV)	(dB)	(dBμV/m)	(dBμV/m)	(dB)		H/V
5150	57.62	-0.12	57.74	74	-16.26	peak	H
5150	41.87	-0.12	41.99	54	-12.01	AV	H
5150	55.24	-0.12	55.36	74	-18.64	peak	V
5150	39.76	-0.12	39.88	54	-14.12	AV	V

Worse case mode:		802.11n40		Test channel:		46	
Frequency	Meter Reading	Factor	Emission Level	Limits	Over	Detector Type	Ant. Pol.
(MHz)	(dBμV)	(dB)	(dBμV/m)	(dBμV/m)	(dB)		H/V
5250	56.00	-0.12	56.12	74	-17.88	peak	H
5250	39.44	-0.12	39.56	54	-14.44	AV	H
5250	54.67	-0.12	54.79	74	-19.21	peak	V
5250	40.38	-0.12	40.50	54	-13.50	AV	V

Worse case mode:		802.11n40		Test channel:		151	
Frequency	Meter Reading	Factor	Emission Level	Limits	Over	Detector Type	Ant. Pol.
(MHz)	(dBμV)	(dB)	(dBμV/m)	(dBμV/m)	(dB)		H/V
5650	57.72	-0.12	57.84	68.2	-10.36	peak	H
5700	84.66	-0.12	84.78	105.2	-20.42	peak	H
5720	88.48	-0.12	88.60	110.8	-22.20	peak	H
5725	96.23	-0.12	96.35	122.2	-25.85	peak	H
5650	56.23	-0.12	56.35	68.2	-11.85	peak	V
5700	84.71	-0.12	84.83	105.2	-20.37	peak	V
5720	86.40	-0.12	86.52	110.8	-24.28	peak	V
5725	95.10	-0.12	95.22	122.2	-26.98	peak	V

Worse case mode:		802.11n40		Test channel:		159	
Frequency	Meter Reading	Factor	Emission Level	Limits	Over	Detector Type	Ant. Pol.
(MHz)	(dBμV)	(dB)	(dBμV/m)	(dBμV/m)	(dB)		H/V
5850	100.03	-0.12	100.15	122.2	-22.05	peak	H
5855	84.31	-0.12	84.43	110.8	-26.37	peak	H
5875	86.65	-0.12	86.77	105.2	-18.43	peak	H
5925	51.50	-0.12	51.62	68.2	-16.58	peak	H
5850	99.18	-0.12	99.30	122.2	-22.90	peak	V
5855	83.42	-0.12	83.54	110.8	-27.26	peak	V
5875	84.85	-0.12	84.97	105.2	-20.23	peak	V
5925	51.21	-0.12	51.33	68.2	-16.87	peak	V

Worse case mode:		802.11ac20		Test channel:		36	
Frequency	Meter Reading	Factor	Emission Level	Limits	Over	Detector Type	Ant. Pol.
(MHz)	(dBμV)	(dB)	(dBμV/m)	(dBμV/m)	(dB)		H/V
5150	56.14	-0.12	56.26	74	-17.74	peak	H
5150	42.33	-0.12	42.45	54	-11.55	AV	H
5150	54.98	-0.12	55.10	74	-18.90	peak	V
5150	38.48	-0.12	38.60	54	-15.40	AV	V

Worse case mode:		802.11ac20		Test channel:		48	
Frequency	Meter Reading	Factor	Emission Level	Limits	Over	Detector Type	Ant. Pol.
(MHz)	(dBμV)	(dB)	(dBμV/m)	(dBμV/m)	(dB)		H/V
5250	56.59	-0.12	56.71	74	-17.29	peak	H
5250	39.40	-0.12	39.52	54	-14.48	AV	H
5250	55.71	-0.12	55.83	74	-18.17	peak	V
5250	38.31	-0.12	38.43	54	-15.57	AV	V

Worse case mode:		802.11ac20		Test channel:		149	
Frequency	Meter Reading	Factor	Emission Level	Limits	Over	Detector Type	Ant. Pol.
(MHz)	(dBμV)	(dB)	(dBμV/m)	(dBμV/m)	(dB)		H/V
5650	57.35	-0.12	57.47	68.2	-10.73	peak	H
5700	83.22	-0.12	83.34	105.2	-21.86	peak	H
5720	88.74	-0.12	88.86	110.8	-21.94	peak	H
5725	94.12	-0.12	94.24	122.2	-27.96	peak	H
5650	57.00	-0.12	57.12	68.2	-11.08	peak	V
5700	85.53	-0.12	85.65	105.2	-19.55	peak	V
5720	86.77	-0.12	86.89	110.8	-23.91	peak	V
5725	95.62	-0.12	95.74	122.2	-26.46	peak	V

Worse case mode:		802.11n20		Test channel:		165	
Frequency	Meter Reading	Factor	Emission Level	Limits	Over	Detector Type	Ant. Pol.
(MHz)	(dBμV)	(dB)	(dBμV/m)	(dBμV/m)	(dB)		H/V
5850	98.32	-0.12	98.44	122.2	-23.76	peak	H
5855	83.40	-0.12	83.52	110.8	-27.28	peak	H
5875	86.78	-0.12	86.90	105.2	-18.30	peak	H
5925	52.60	-0.12	52.72	68.2	-15.48	peak	H
5850	101.39	-0.12	101.51	122.2	-20.69	peak	V
5855	82.93	-0.12	83.05	110.8	-27.75	peak	V
5875	86.38	-0.12	86.50	105.2	-18.70	peak	V
5925	51.93	-0.12	52.05	68.2	-16.15	peak	V

Worse case mode:		802.11ac40		Test channel:		38	
Frequency	Meter Reading	Factor	Emission Level	Limits	Over	Detector Type	Ant. Pol.
(MHz)	(dBμV)	(dB)	(dBμV/m)	(dBμV/m)	(dB)		H/V
5150	57.87	-0.12	57.99	74	-16.01	peak	H
5150	40.68	-0.12	40.80	54	-13.20	AV	H
5150	56.62	-0.12	56.74	74	-17.26	peak	V
5150	38.69	-0.12	38.81	54	-15.19	AV	V

Worse case mode:		802.11ac40		Test channel:		46	
Frequency	Meter Reading	Factor	Emission Level	Limits	Over	Detector Type	Ant. Pol.
(MHz)	(dBμV)	(dB)	(dBμV/m)	(dBμV/m)	(dB)		H/V
5250	55.60	-0.12	55.72	74	-18.28	peak	H
5250	41.47	-0.12	41.59	54	-12.41	AV	H
5250	54.41	-0.12	54.53	74	-19.47	peak	V
5250	38.83	-0.12	38.95	54	-15.05	AV	V

Worse case mode:		802.11ac40		Test channel:		151	
Frequency	Meter Reading	Factor	Emission Level	Limits	Over	Detector Type	Ant. Pol.
(MHz)	(dBμV)	(dB)	(dBμV/m)	(dBμV/m)	(dB)		H/V
5650	57.61	-0.12	57.73	68.2	-10.47	peak	H
5700	84.71	-0.12	84.83	105.2	-20.37	peak	H
5720	87.70	-0.12	87.82	110.8	-22.98	peak	H
5725	93.55	-0.12	93.67	122.2	-28.53	peak	H
5650	56.73	-0.12	56.85	68.2	-11.35	peak	V
5700	84.33	-0.12	84.45	105.2	-20.75	peak	V
5720	87.34	-0.12	87.46	110.8	-23.34	peak	V
5725	94.99	-0.12	95.11	122.2	-27.09	peak	V

Worse case mode:		802.11ac40		Test channel:		159	
Frequency	Meter Reading	Factor	Emission Level	Limits	Over	Detector Type	Ant. Pol.
(MHz)	(dBμV)	(dB)	(dBμV/m)	(dBμV/m)	(dB)		H/V
5850	100.17	-0.12	100.29	122.2	-21.91	peak	H
5855	84.05	-0.12	84.17	110.8	-26.63	peak	H
5875	86.59	-0.12	86.71	105.2	-18.49	peak	H
5925	51.56	-0.12	51.68	68.2	-16.52	peak	H
5850	99.52	-0.12	99.64	122.2	-22.56	peak	V
5855	84.79	-0.12	84.91	110.8	-25.89	peak	V
5875	86.08	-0.12	86.20	105.2	-19.00	peak	V
5925	51.30	-0.12	51.42	68.2	-16.78	peak	V

Worse case mode:		802.11ac80		Test channel:		42	
Frequency	Meter Reading	Factor	Emission Level	Limits	Over	Detector Type	Ant. Pol.
(MHz)	(dBμV)	(dB)	(dBμV/m)	(dBμV/m)	(dB)		H/V
5150	56.79	-0.12	56.91	74	-17.09	peak	H
5150	40.52	-0.12	40.64	54	-13.36	AV	H
5150	55.71	-0.12	55.83	74	-18.17	peak	V
5150	39.76	-0.12	39.88	54	-14.12	AV	V
5250	56.79	-0.12	56.91	74	-17.09	peak	H
5250	40.52	-0.12	40.64	54	-13.36	AV	H
5250	55.71	-0.12	55.83	74	-18.17	peak	V
5250	39.76	-0.12	39.88	54	-14.12	AV	V

Worse case mode:		802.11ac80		Test channel:		155	
Frequency	Meter Reading	Factor	Emission Level	Limits	Over	Detector Type	Ant. Pol.
(MHz)	(dBμV)	(dB)	(dBμV/m)	(dBμV/m)	(dB)		H/V
5650	56.42	-0.12	56.54	68.2	-11.66	peak	H
5700	83.04	-0.12	83.16	105.2	-22.04	peak	H
5720	86.90	-0.12	87.02	110.8	-23.78	peak	H
5725	95.30	-0.12	95.42	122.2	-26.78	peak	H
5650	55.19	-0.12	55.31	68.2	-12.89	peak	V
5700	84.86	-0.12	84.98	105.2	-20.22	peak	V
5720	87.13	-0.12	87.25	110.8	-23.55	peak	V
5725	94.93	-0.12	95.05	122.2	-27.15	peak	V
5850	99.38	-0.12	99.50	122.2	-22.70	peak	H
5855	82.69	-0.12	82.81	110.8	-27.99	peak	H
5875	88.56	-0.12	88.68	105.2	-16.52	peak	H
5925	51.94	-0.12	52.06	68.2	-16.14	peak	H
5850	101.61	-0.12	101.73	122.2	-20.47	peak	V
5855	84.46	-0.12	84.58	110.8	-26.22	peak	V
5875	86.80	-0.12	86.92	105.2	-18.28	peak	V
5925	52.30	-0.12	52.42	68.2	-15.78	peak	V

Factor =Antenna Factor + Cable Loss – Pre-amplifier,

5.POWER SPECTRAL DENSITY TEST

Test Requirement:	FCC 47 CFR Part 15 Subpart E Section 15.407 (a)
Test Method:	KDB 789033 D02 v02r01

5.1 APPLIED PROCEDURES / LIMIT

For an indoor access point operating in the band 5.15-5.25 GHz, the maximum conducted output power over the frequency band of operation shall not exceed 1 W provided the maximum antenna gain does not exceed 6 dBi. In addition, the maximum power spectral density shall not exceed 17 dBm in any 1 megahertz band. If transmitting antennas of directional gain greater than 6 dBi are used, both the maximum conducted output power and the maximum power spectral density shall be reduced by the amount in dB that the directional gain of the antenna exceeds 6 dBi.

For the band 5.725-5.850 GHz, the maximum conducted output power over the frequency band of operation shall not exceed 1 W. In addition, the maximum power spectral density shall not exceed 30 dBm in any 500-kHz band. If transmitting antennas of directional gain greater than 6 dBi are used, both the maximum conducted output power and the maximum power spectral density shall be reduced by the amount in dB that the directional gain of the antenna exceeds 6 dBi.

LIMIT:	U-NII-1	17DBM/MHZ
	U-NII-3	30DBM/500KHZ

5.2 TEST PROCEDURE

1. Set analyzer center frequency to DTS channel center frequency.
2. Set the span to 1.5 times the DTS bandwidth.
3. Set the RBW to: 3 kHz ≤ RBW ≤ 100 kHz.
4. Set the VBW ≥ 3 x RBW.
5. Detector = peak.
6. Sweep time = auto couple.
7. Trace mode = max hold.
8. Allow trace to fully stabilize.
9. Use the peak marker function to determine the maximum amplitude level within the RBW.
10. If measured value exceeds limit, reduce RBW (no less than 3 kHz) and repeat.

5.3 DEVIATION FROM STANDARD

No deviation.

5.4 TEST SETUP

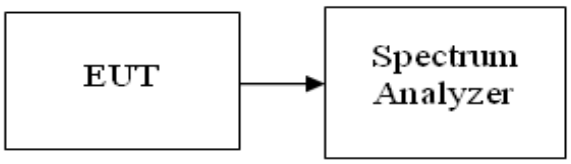

5.5 EUT OPERATION CONDITIONS

The EUT tested system was configured as the statements of 2.1 Unless otherwise a special operating condition is specified in the follows during the testing.

5.6 TEST RESULT

Temperature：	26℃	Relative Humidity：	54%
Pressure：	101kPa	Test Voltage ：	AC 120V
Test Mode ：	TX frequency band 1&band4		

U-NII-1

802.11 Mode	Channel No.	Frequency [MHz]	Measured Power Spectral Density [dBm/MHz]		Power Spectral Density Limit [dBm/MHz]	MIMO/CDD Power Density [dBm/MHz]	MIMO/CDD Power Density Limit [dBm/MHz]
			ANT1	ANT2			
a	36	5180	9.958	9.936	17	/	/
	40	5200	9.94	10.649	17	/	/
	48	5240	10.265	10.163	17	/	/
n(20MHz)	36	5180	8.88	9.223	17	12.07	17
	40	5200	9.108	8.853	17	11.99	17
	48	5240	8.89	9.278	17	12.10	17
n (40MHz)	38	5190	6.6	5.703	17	9.18	17
	46	5230	7.008	6.518	17	9.78	17
ac (20MHz)	36	5180	8.196	9.591	17	11.96	17
	40	5200	8.743	8.427	17	11.60	17
	48	5240	9.051	8.434	17	11.76	17
ac(40MHz)	38	5190	4.209	4.885	17	7.57	17
	46	5230	4.357	4.963	17	7.68	17
ac(80MHz)	42	5210	-0.049	0.243	17	3.11	17
ax(20MHz)	36	5180	7.971	8.292	17	11.14	17
	40	5200	9.086	7.707	17	11.46	17
	48	5240	8.515	8.685	17	11.61	17
ax40MHz)	38	5190	4.286	4.154	17	7.23	17
	46	5230	4.724	4.931	17	7.84	17
ax(80MHz)	42	5210	1.278	1.87	17	4.59	17

U-NII-3

802.11 Mode	Channel No.	Frequency [MHz]	Meas PSD [dBm/510kHz]		Meas PSD [dBm/500kHz]		MIMO/CDD Power Density Limit [dBm/500kHz]
			ANT1	ANT2	ANT1	ANT2	
a	149	5745	5.01	6.354	4.924	6.268	30
	157	5785	6.165	5.077	6.079	4.991	30
	165	5825	4.93	6.161	4.844	6.075	30
n (20MHz)	149	5745	4.2	4.722	4.114	4.636	30
	157	5785	4.08	4.355	3.994	4.269	30
	165	5825	3.505	3.741	3.419	3.655	30
n (40MHz)	151	5755	2.085	2.012	1.999	1.926	30
	159	5795	1.958	1.711	1.872	1.625	30
ac (20MHz)	149	5745	4.468	4.632	4.382	4.546	30
	157	5785	4.149	4.066	4.063	3.980	30
	165	5825	4.416	3.892	4.330	3.806	30
ac(40MHz)	151	5755	-1.102	-0.97	-1.188	-1.056	30
	159	5795	-1.653	-0.875	-1.739	-0.961	30
ac(80MHz)	155	5755	-3.967	-4.698	-4.053	-4.784	30
ax (20MHz)	149	5745	5.704	3.926	5.618	3.840	30
	157	5785	4.641	4.175	4.555	4.089	30
	165	5825	5.022	4.541	4.936	4.455	30
ax(40MHz)	151	5755	0.394	0.663	0.308	0.577	30
	159	5795	0.425	0.574	0.339	0.488	30
ax(80MHz)	155	5755	-2.538	-2.088	-2.624	-2.174	30

Note: Covert PSD [dBm/510KHz]= PSD[dBm/510KHz]+10*log(500/510)

802.11 Mode	Channel No.	Frequency [MHz]	Meas PSD [dBm/500kHz]		MIMO/CDD Power Density [dBm/500kHz]	MIMO/CDD Power Density Limit [dBm/500kHz]
			ANT1	ANT2		
a	36	5745	4.924	6.268	/	/
	40	5785	6.079	4.991	/	/
	48	5825	4.844	6.075	/	/
n (20MHz)	36	5745	4.114	4.636	7.39	30
	40	5785	3.994	4.269	7.14	30
	48	5825	3.419	3.655	6.55	30
n (40MHz)	38	5755	1.999	1.926	4.97	30
	46	5795	1.872	1.625	4.76	30
ac (20MHz)	36	5745	4.382	4.546	7.48	30
	40	5785	4.063	3.980	7.03	30
	48	5825	4.330	3.806	7.09	30
ac(40MHz)	38	5755	-1.188	-1.056	1.89	30
	46	5795	-1.739	-0.961	1.68	30

ac(80MHz)	42	5755	-4.053	-4.784	-1.39	30
ax (20MHz)	149	5745	5.618	3.840	7.83	30
	157	5785	4.555	4.089	7.34	30
	165	5825	4.936	4.455	7.71	30
ax(40MHz)	151	5755	0.308	0.577	3.45	30
	159	5795	0.339	0.488	3.42	30
ax(80MHz)	155	5755	-2.624	-2.174	0.62	30

U-NII-1 – 802.11a

ANT1	ANT2
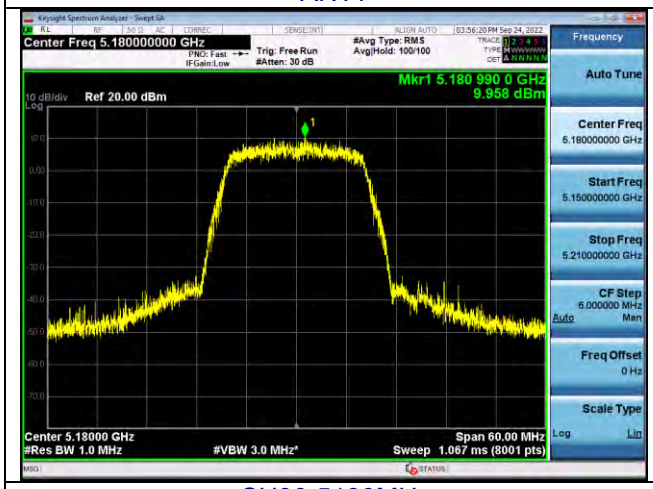	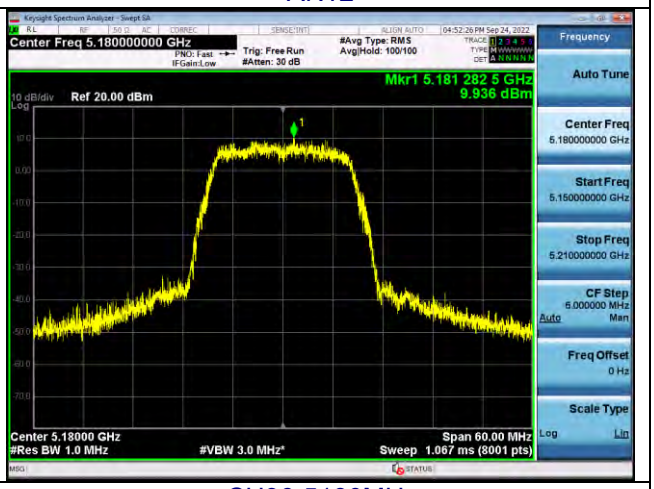
CH36-5180MHz	CH36-5180MHz
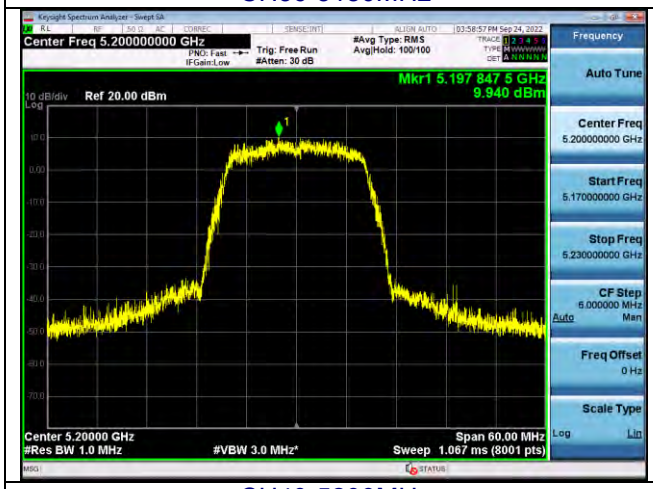	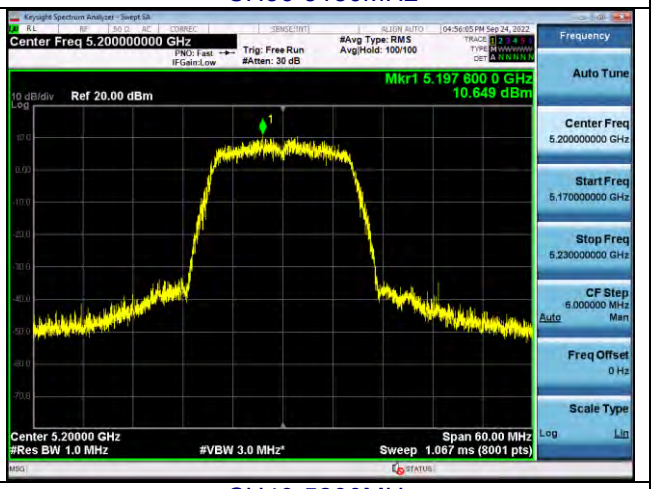
CH40-5200MHz	CH40-5200MHz
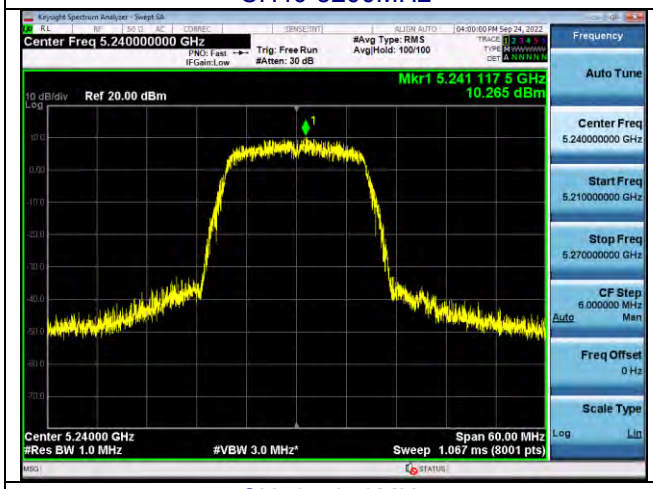	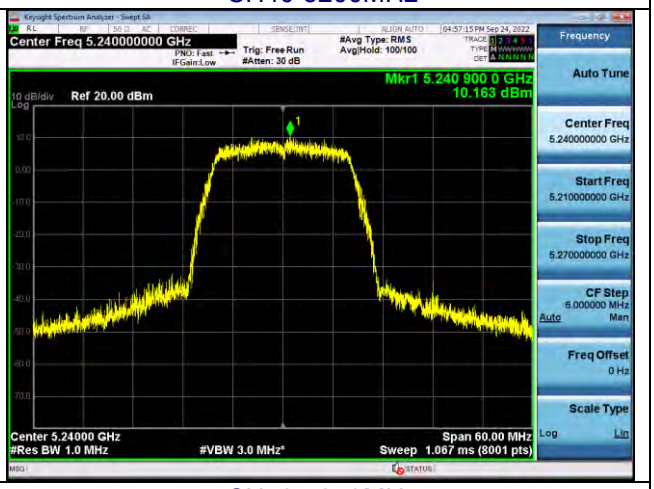
CH48-5240MHz	CH48-5240MHz

U-NII-1 – 802.11n (20MHz)

ANT1	ANT2
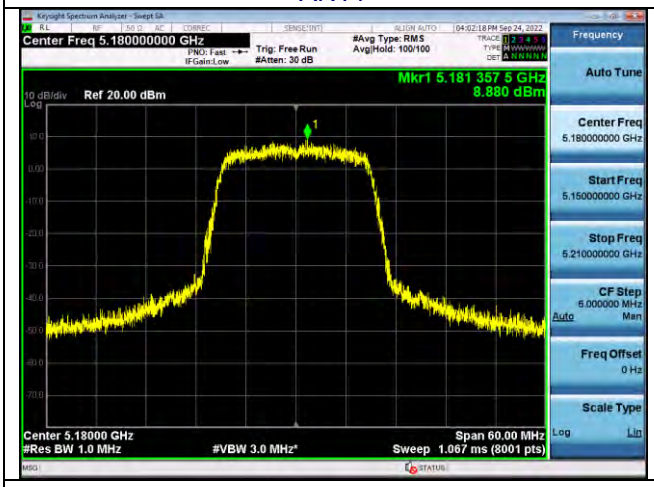	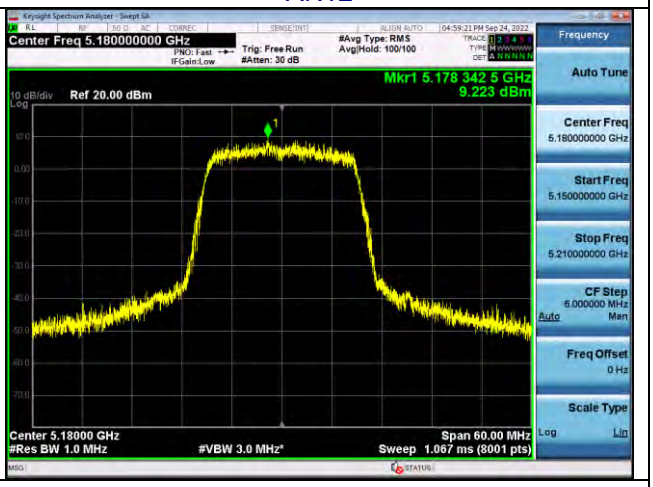
CH36-5180MHz	CH36-5180MHz
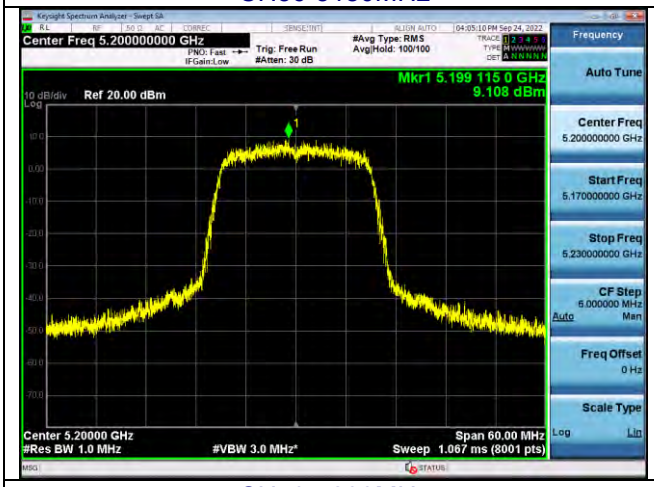	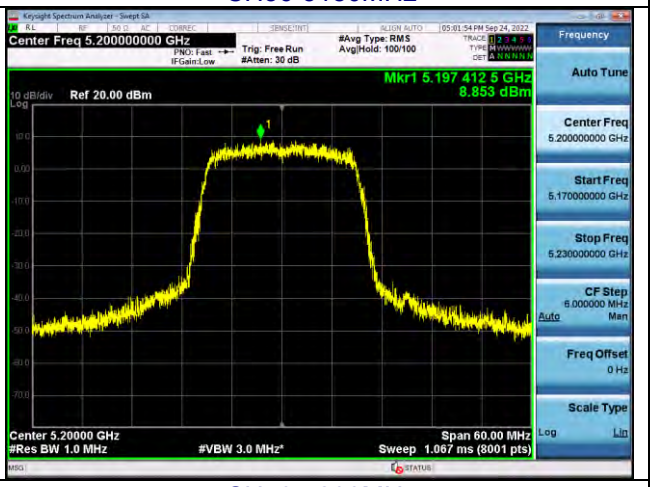
CH40-5200MHz	CH40-5200MHz
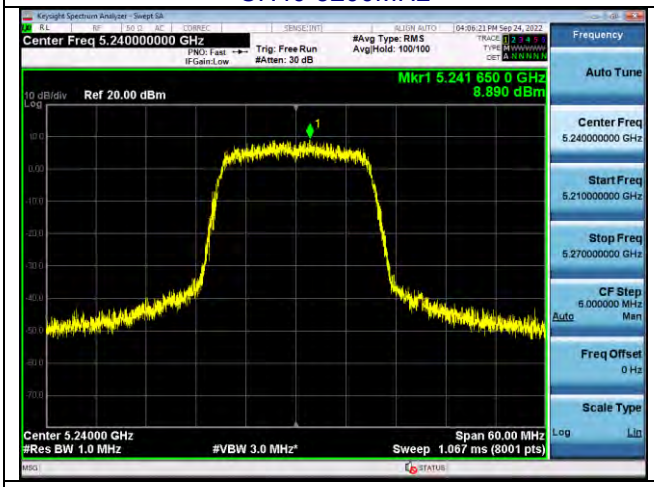	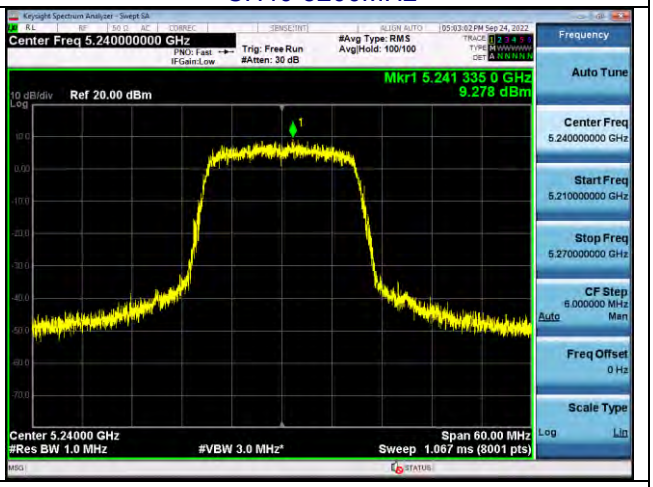
CH48-5240MHz	CH48-5240MHz

U-NII-1– 802.11n (40MHz)

ANT1	ANT2
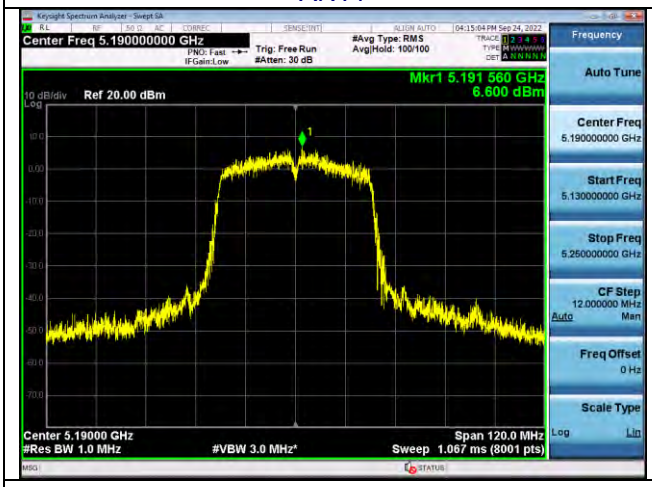	
CH38-5190MHz	CH38-5190MHz
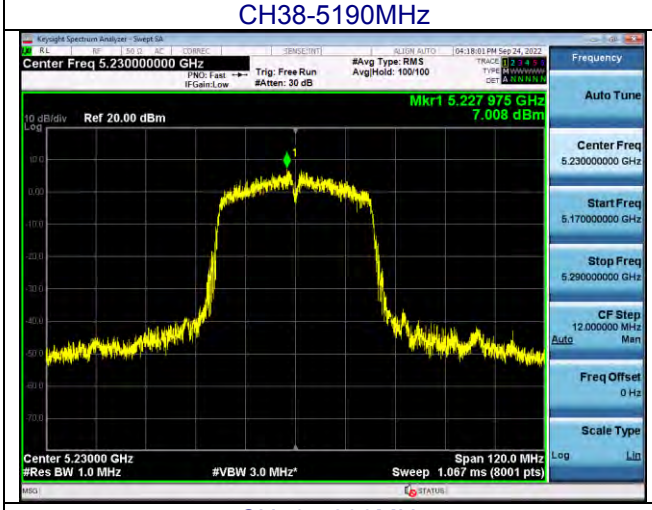	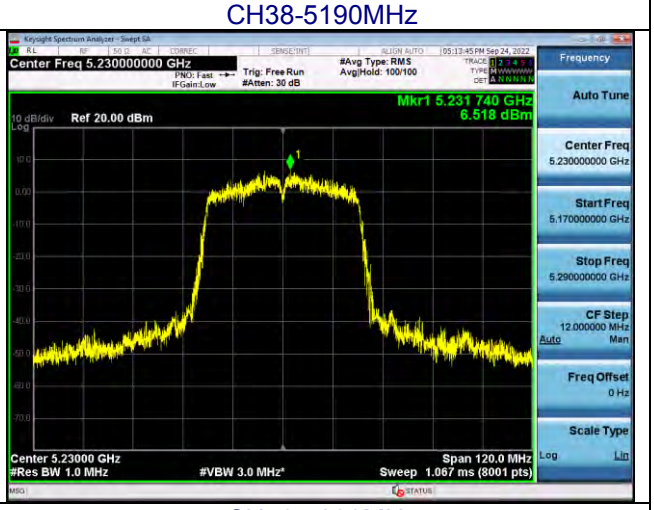
CH46-5230MHz	CH46-5230MHz

U-NII-1 – 802.11ac 20MHz)

ANT1	ANT2
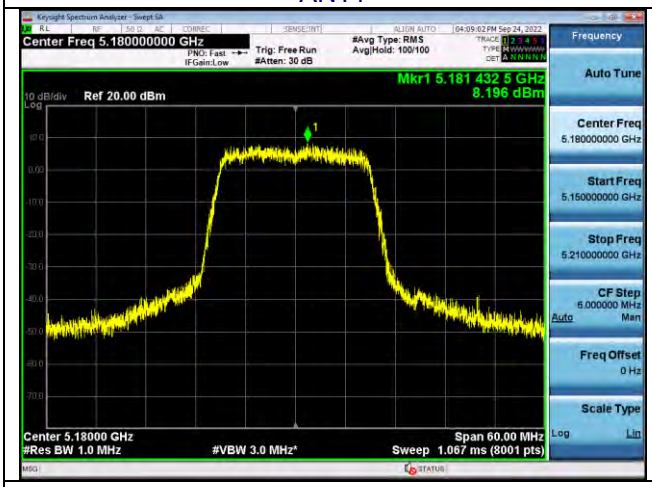	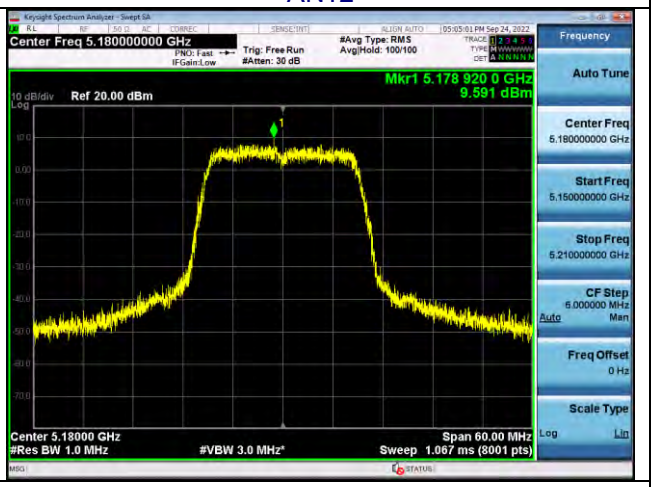
CH36-5180MHz	CH36-5180MHz

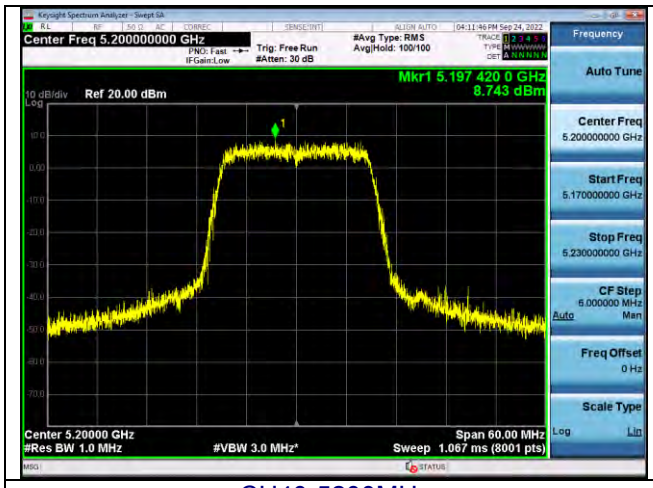

CH40-5200MHz

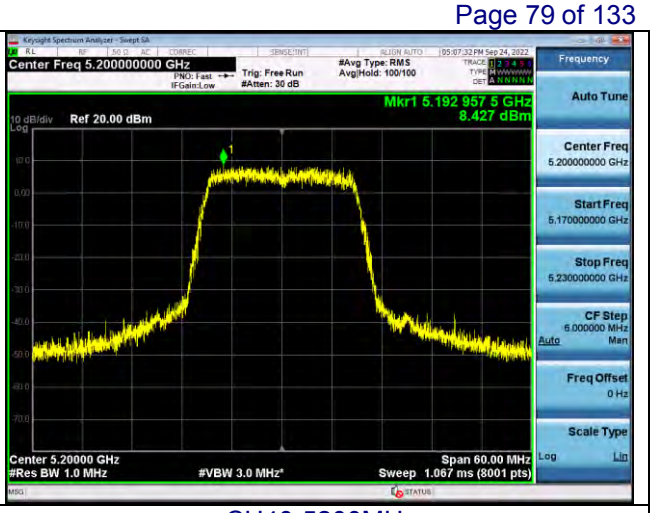

CH40-5200MHz

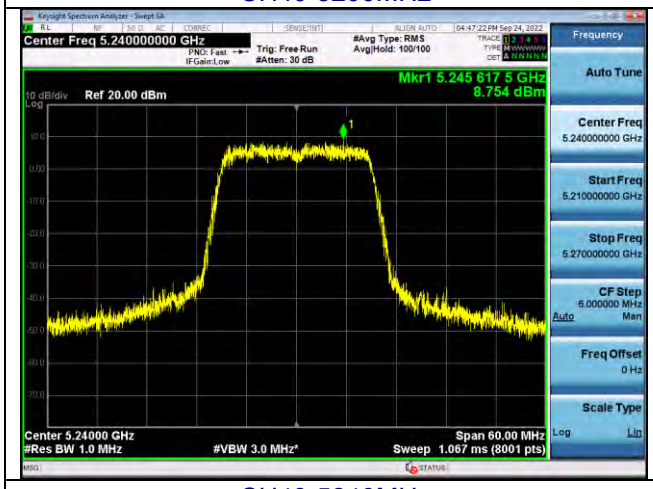

CH48-5240MHz

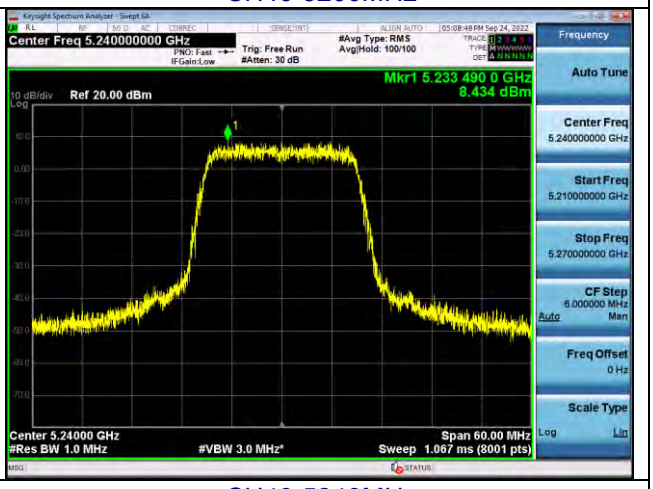

CH48-5240MHz

U-NII-1 – 802.11ac (40MHz)

ANT1

CH38-5190MHz

ANT2

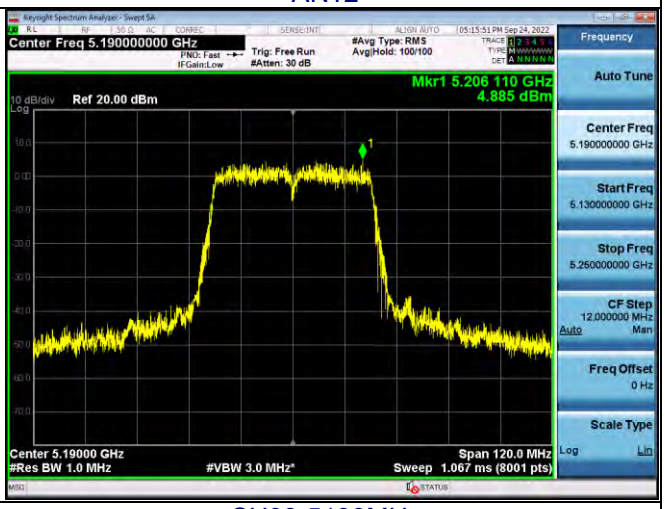

CH38-5190MHz

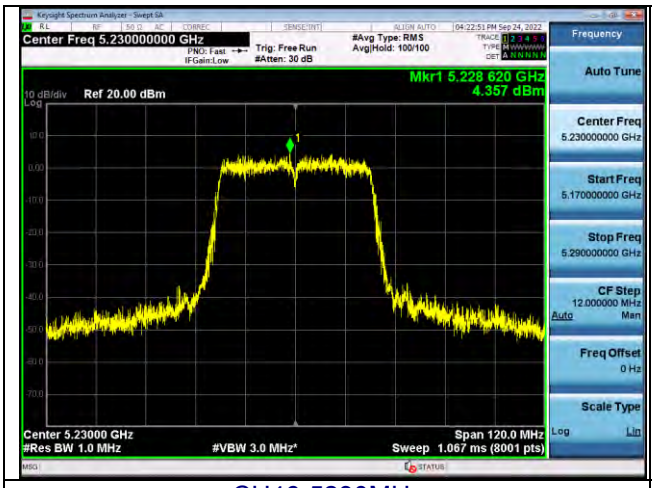

CH46-5230MHz

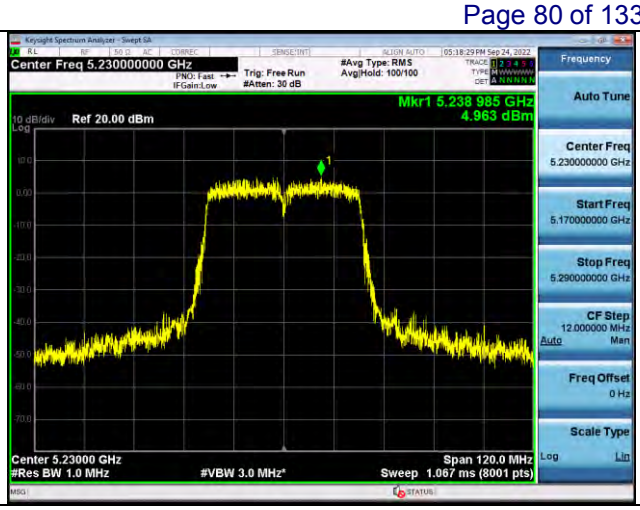

CH46-5230MHz

U-NII-1–802.11ac (80MHz)

ANT1

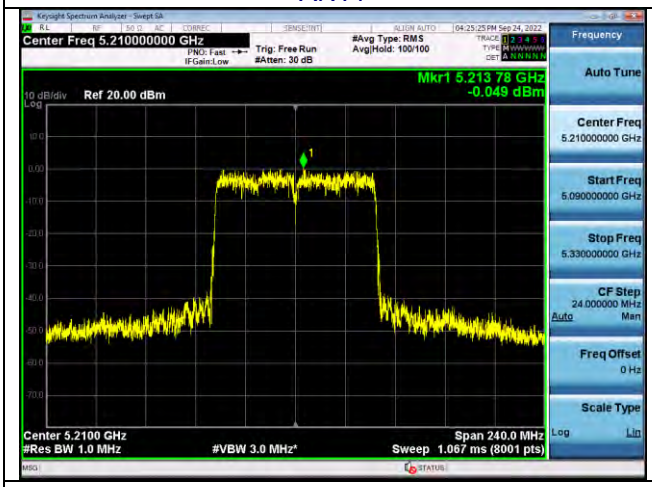

CH42 5210MHz

ANT2

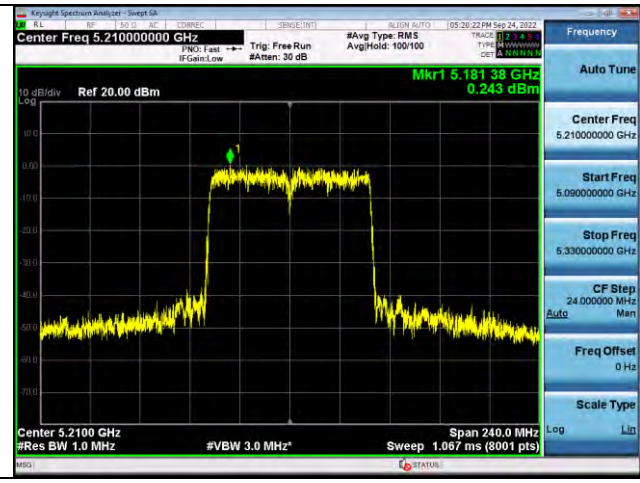

CH42 5210MHz

U-NII-1 – 802.11ax20MHz)

ANT1

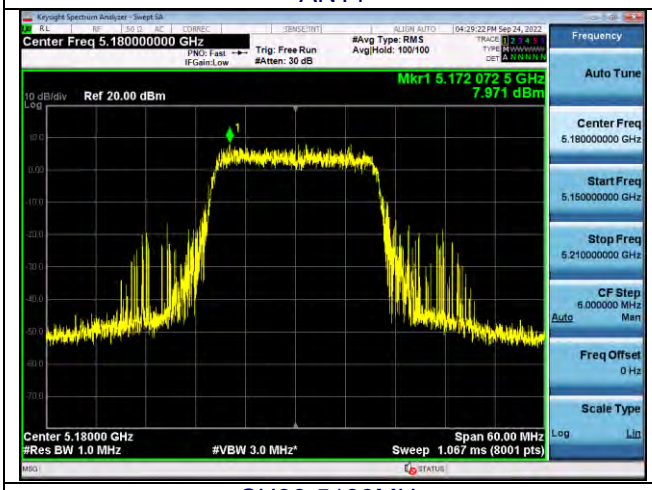

CH36-5180MHz

ANT2

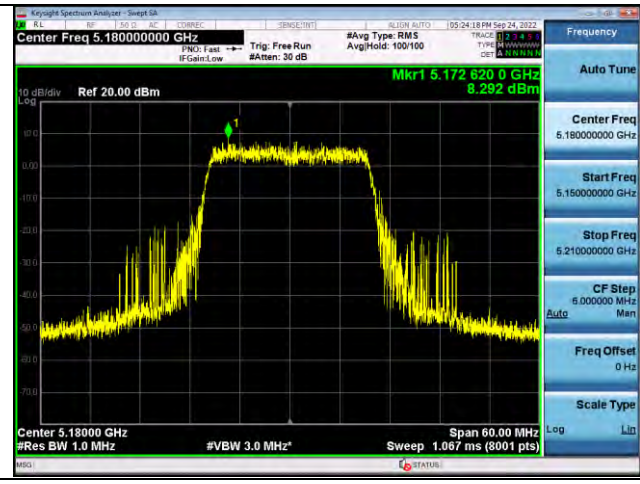

CH36-5180MHz

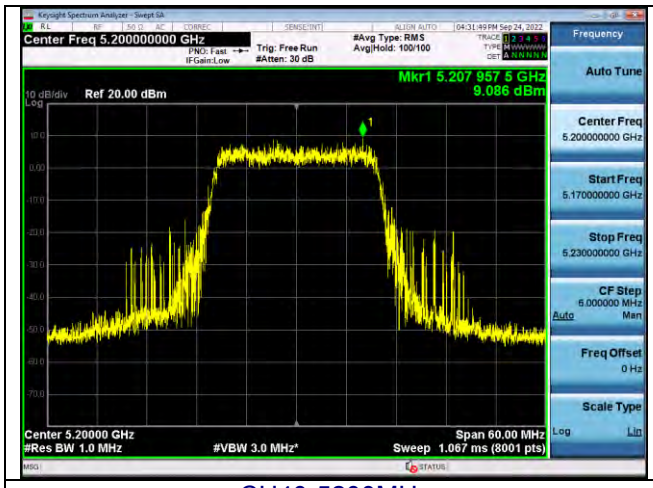

CH40-5200MHz

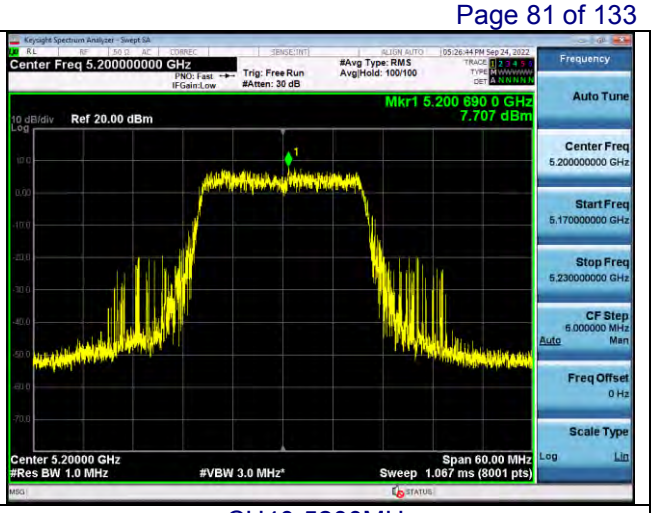

CH40-5200MHz

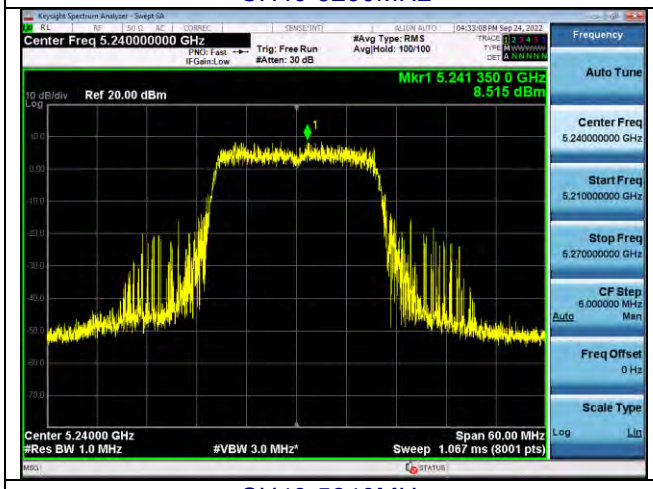

CH48-5240MHz

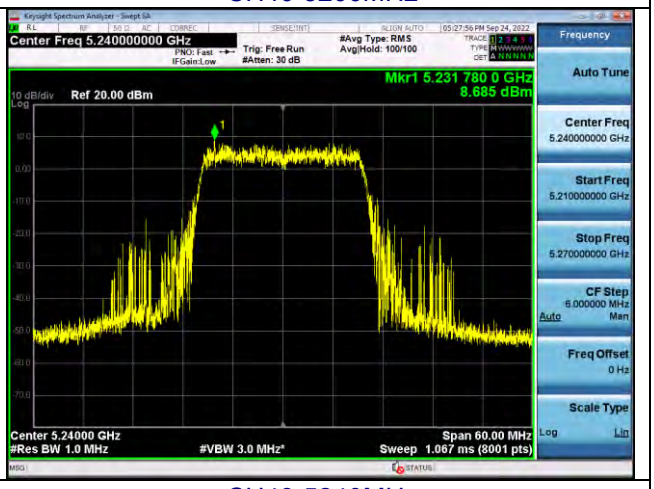

CH48-5240MHz

U-NII-1 – 802.11ax (40MHz)

ANT1	ANT2
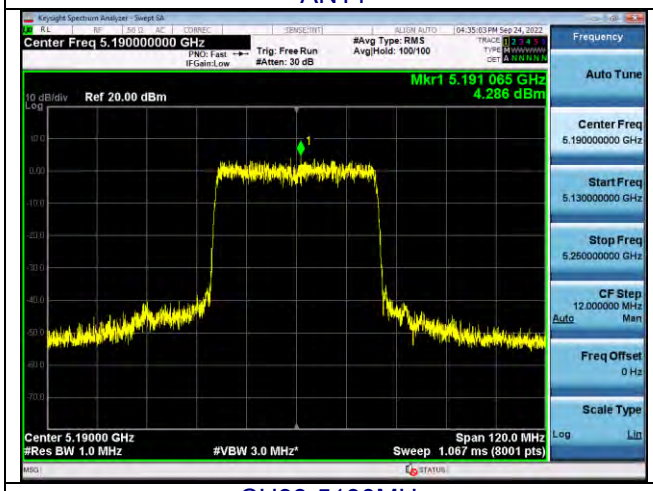	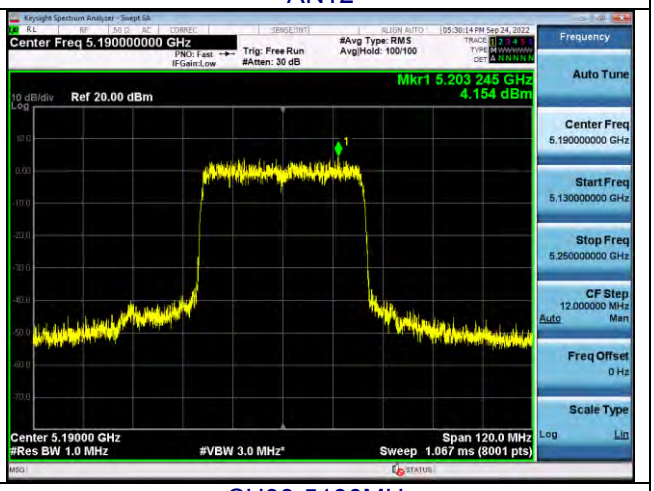
CH38-5190MHz	CH38-5190MHz

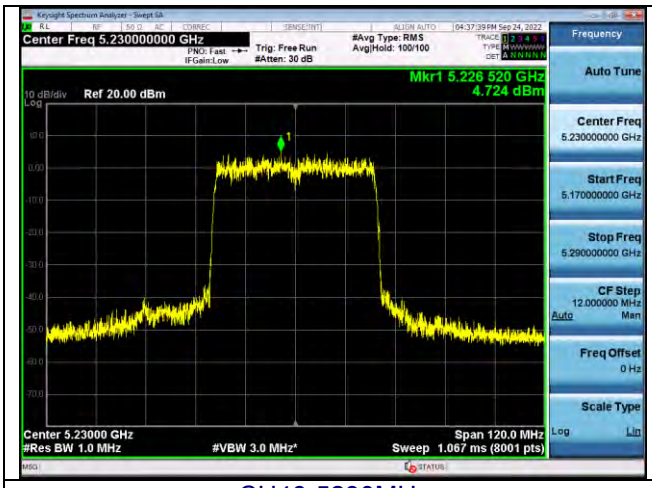

CH46-5230MHz

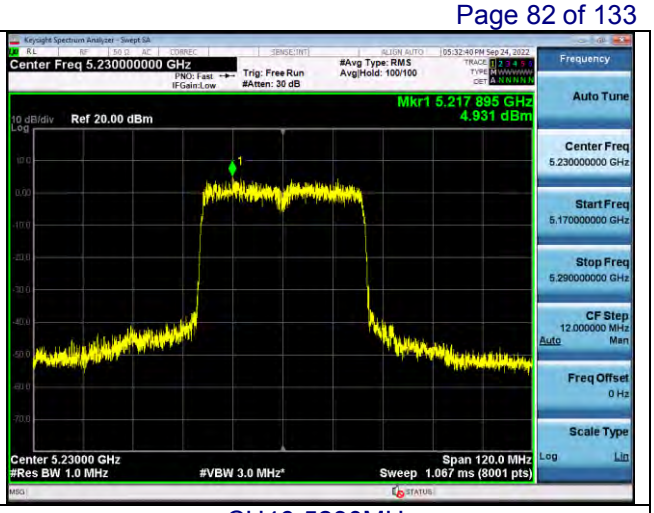

CH46-5230MHz

U-NII-1 –802.11ax (80MHz)

ANT1	ANT2
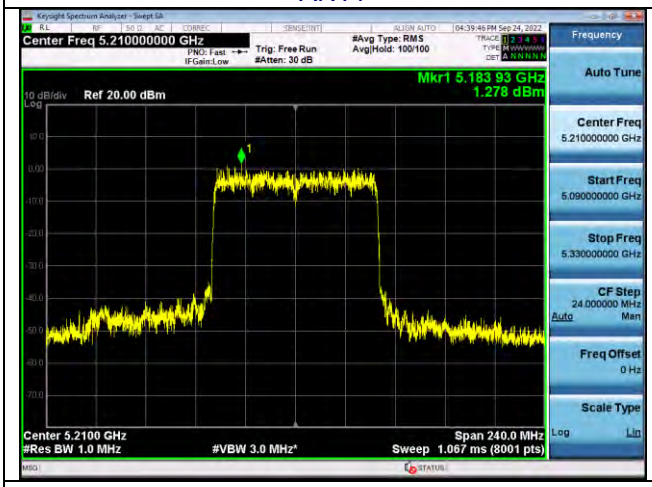	
CH42 5210MHz	CH42 5210MHz

U-NII-3 –802.11a

ANT1	ANT2
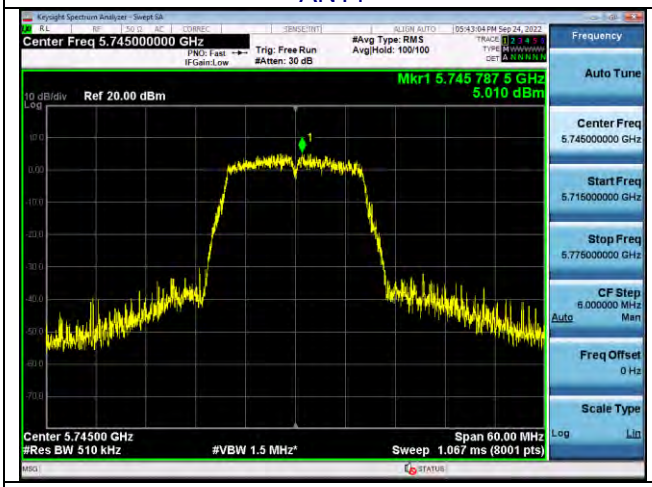	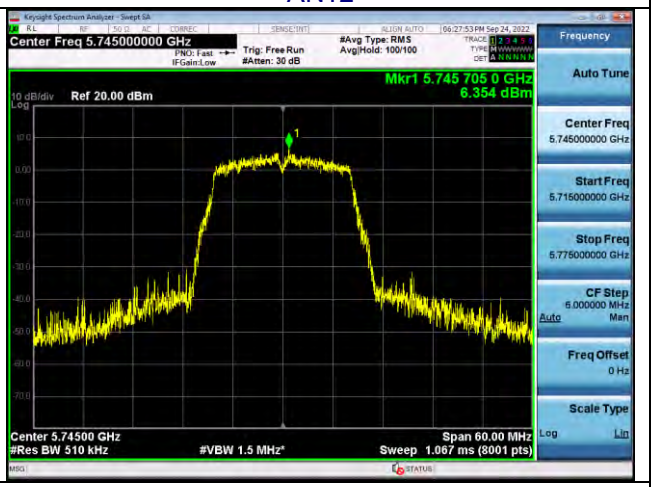
CH149 -5745MHz	CH149 -5745MHz

CH157 -5785MHz

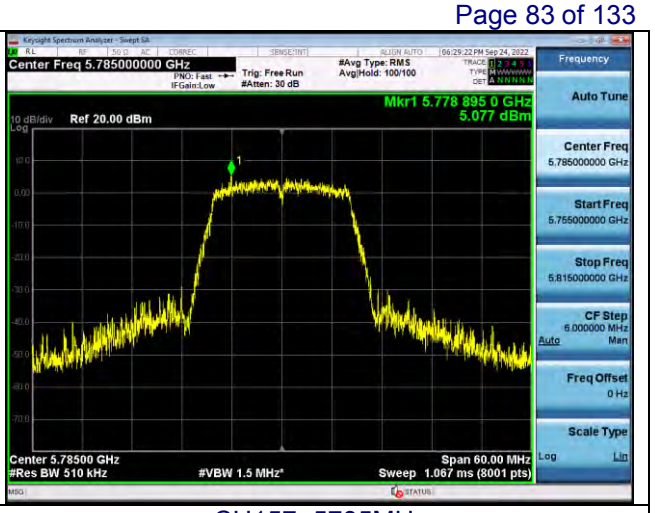

CH157 -5785MHz

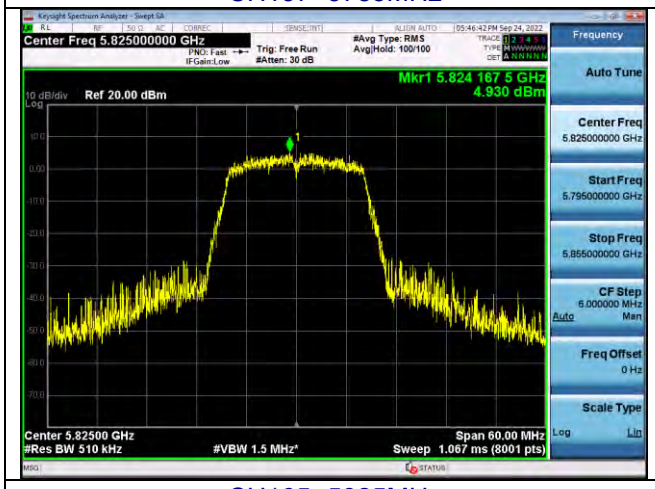

CH165 -5825MHz

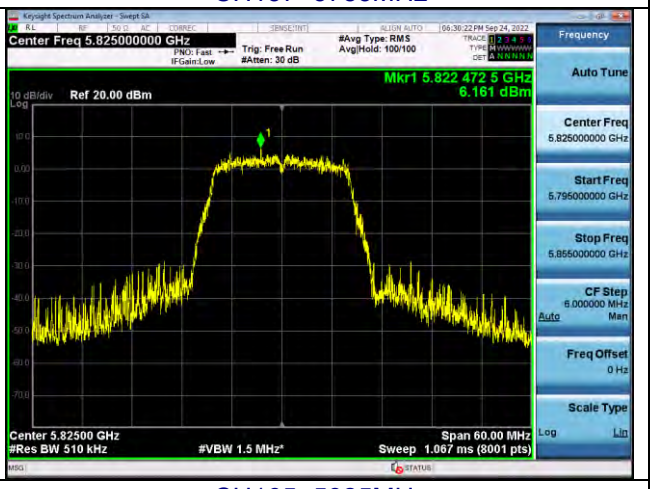

CH165 -5825MHz

U-NII-3 –802.11n (20MHz)

ANT1	ANT2
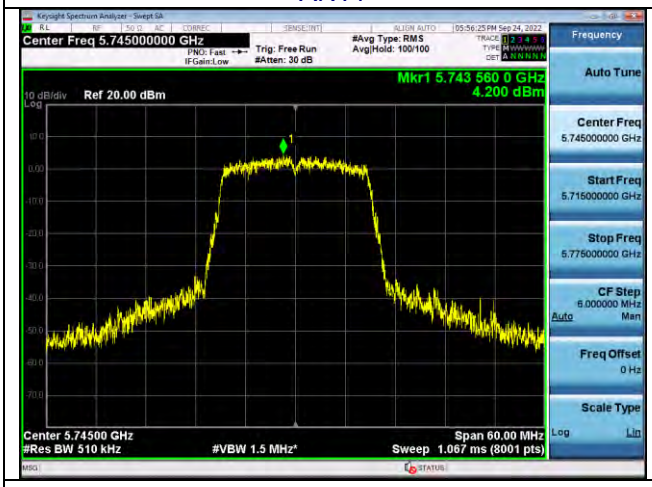	
CH149 -5745MHz	CH149 -5745MHz
CH157 -5785MHz	CH157 -5785MHz
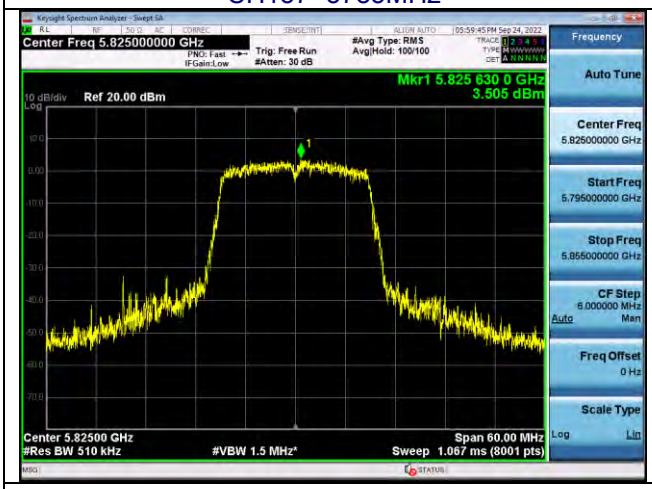	
CH165 -5825MHz	CH165 -5825MHz

U-NII-3 – 802.11n (40MHz)

ANT1	ANT2
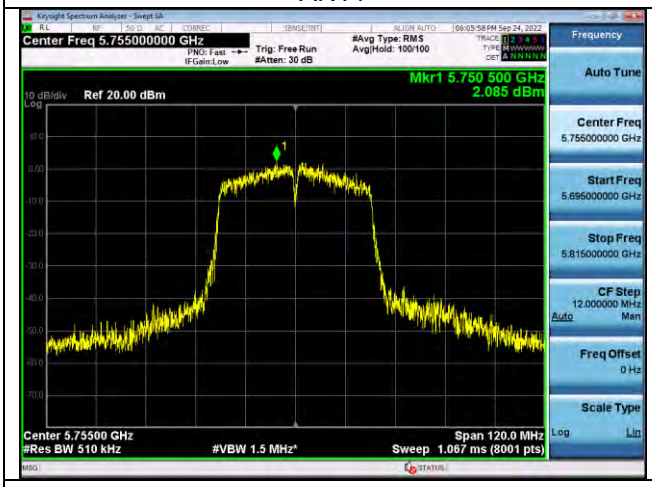	
CH151 -5755MHz	CH151 -5755MHz
CH159 -5795MHz	CH159 -5795MHz

U-NII-3–802.11ac (20MHz)

ANT1	ANT2
	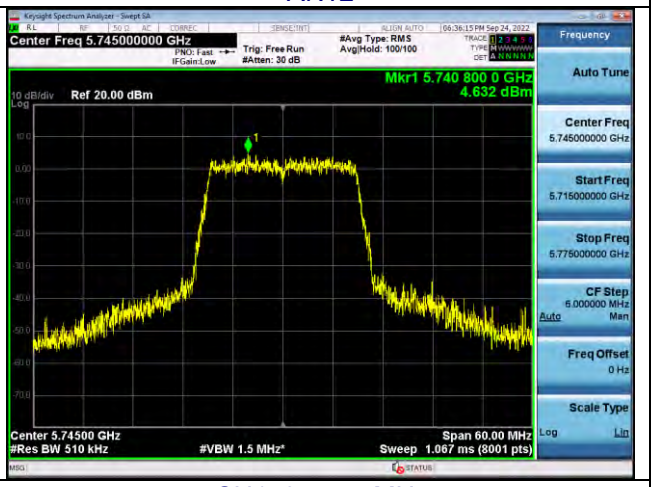
CH149 -5745MHz	CH149 -5745MHz

CH157 -5785MHz

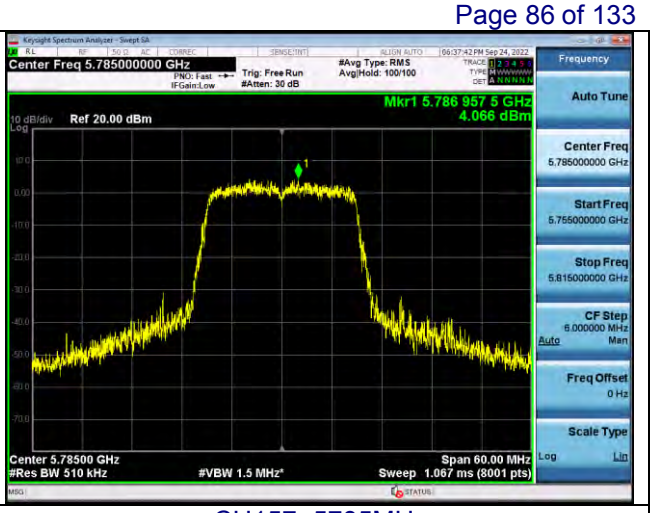

CH157 -5785MHz

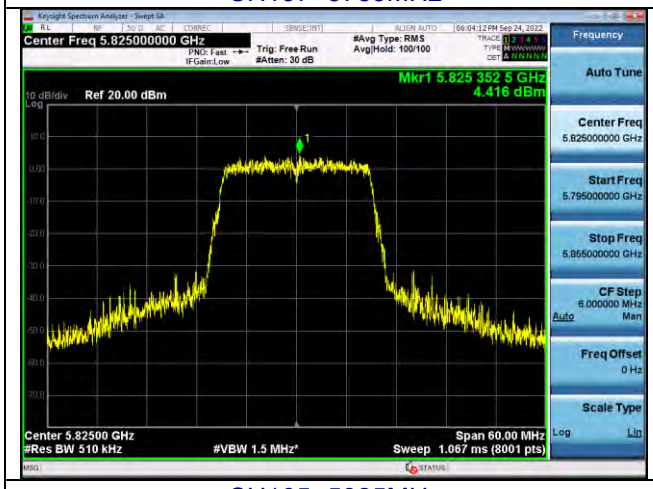

CH165 -5825MHz

CH165 -5825MHz

U-NII-3– 802.11ac (40MHz)

ANT1

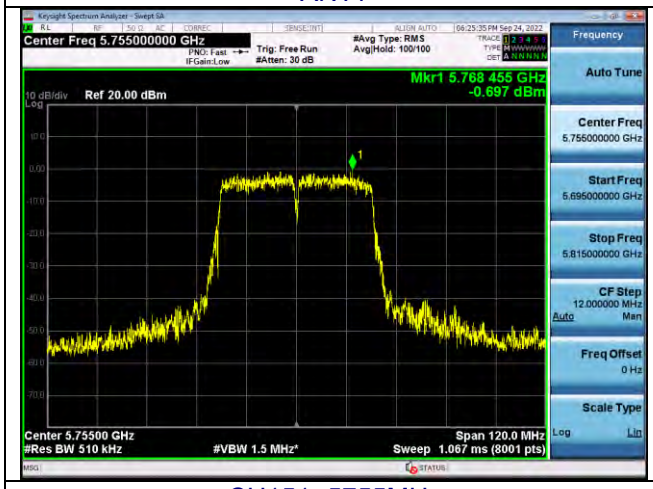

CH151 -5755MHz

ANT2

CH151 -5755MHz

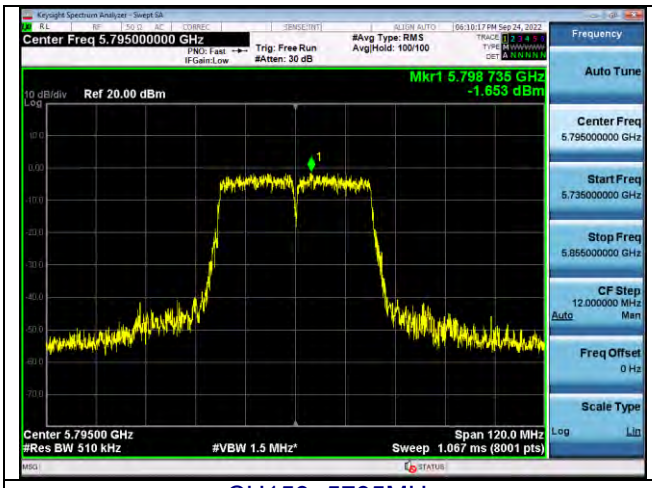

CH159 -5795MHz

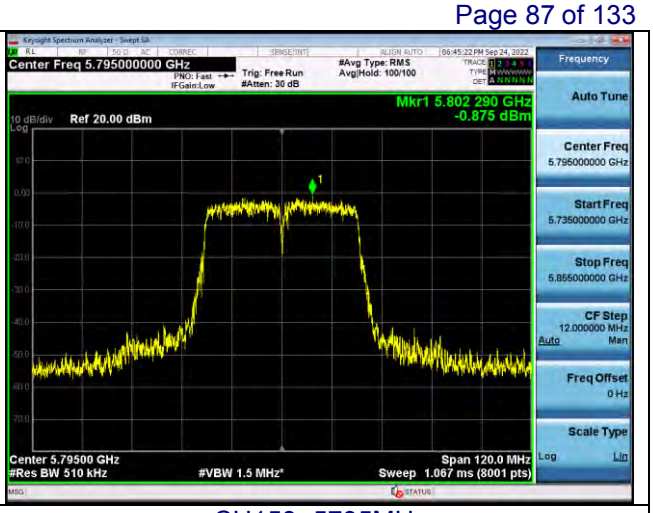

CH159 -5795MHz

U-NII-3– 802.11ac (80MHz)

ANT1

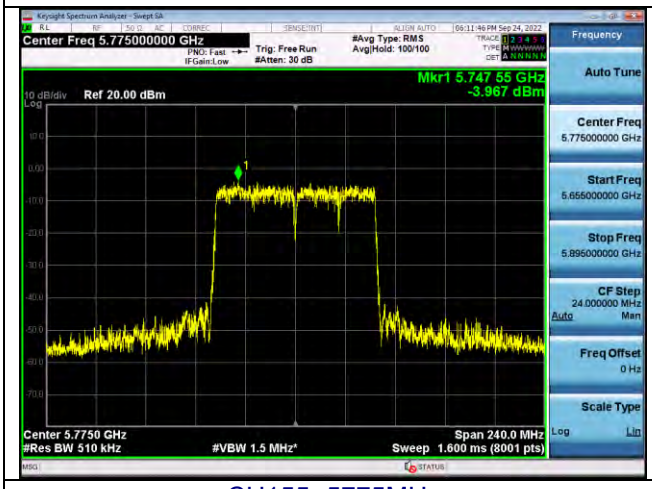

CH155 -5775MHz

ANT2

CH155 -5775MHz

U-NII-3–802.11ax (20MHz)

ANT1

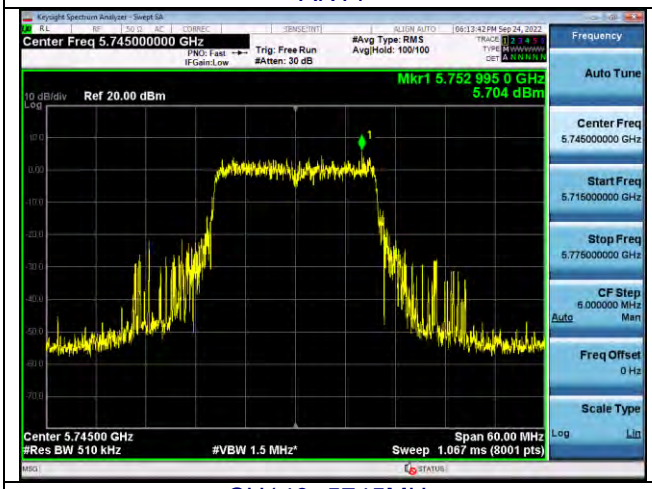

CH149 -5745MHz

ANT2

CH149 -5745MHz

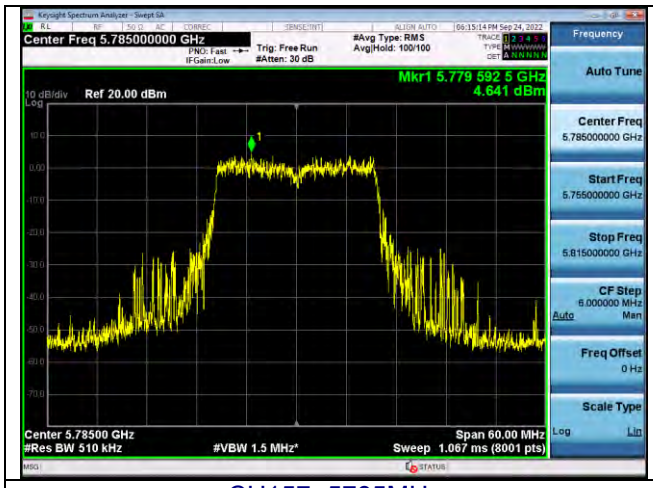

CH157 -5785MHz

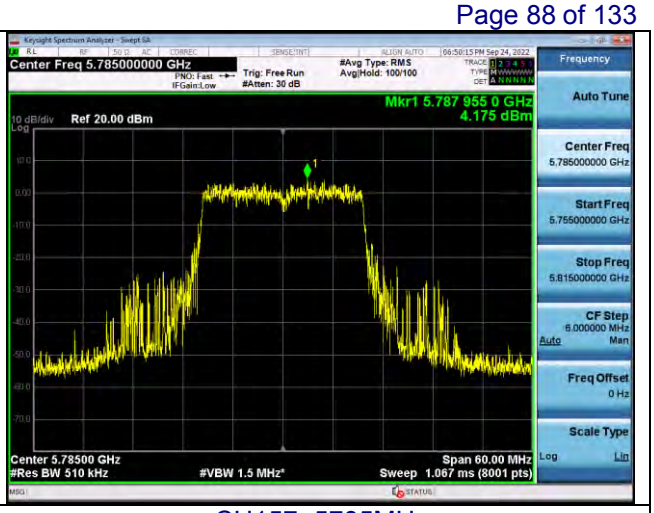

CH157 -5785MHz

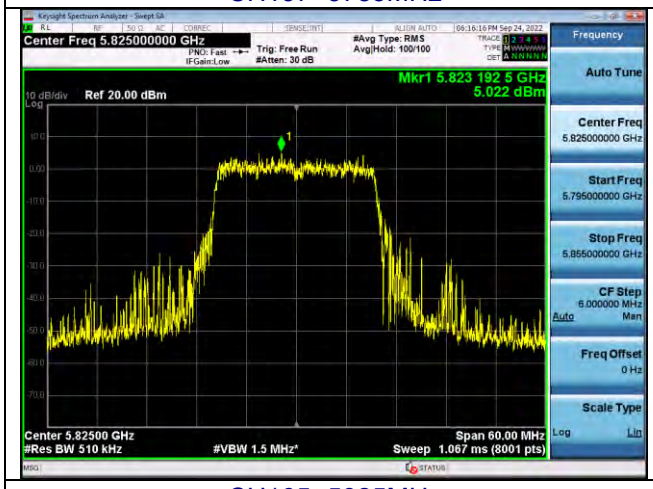

CH165 -5825MHz

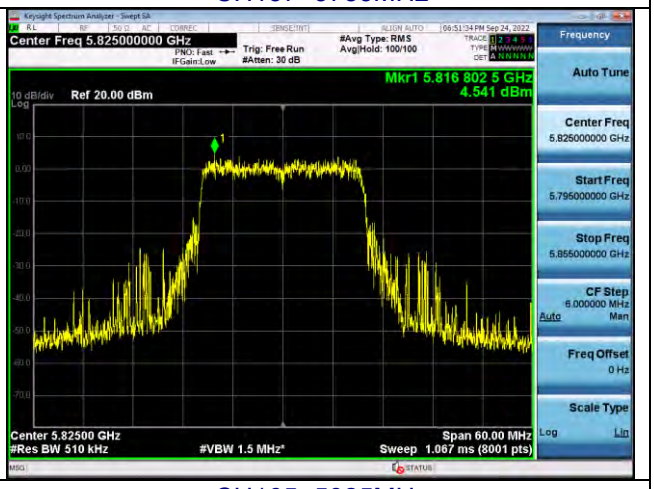

CH165 -5825MHz

U-NII-3– 802.11ax (40MHz)

ANT1

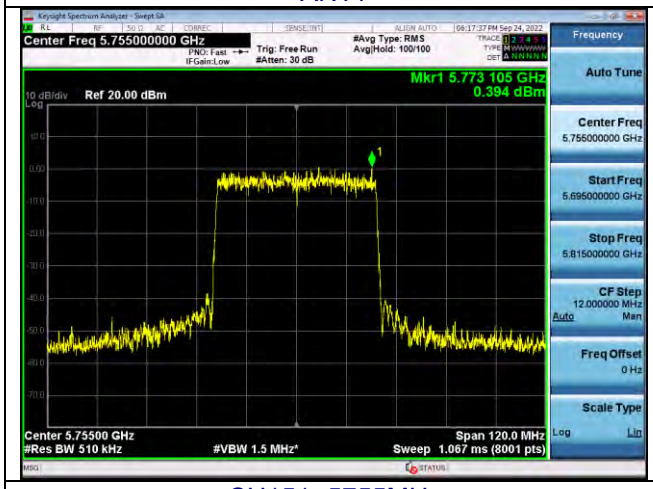

CH151 -5755MHz

ANT2

CH151 -5755MHz

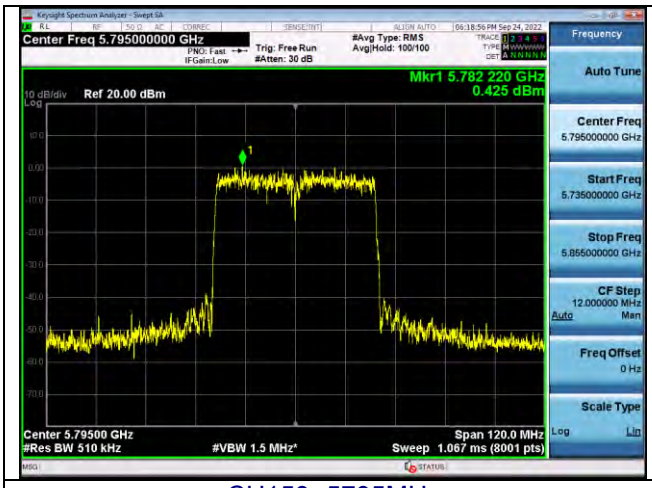

CH159 -5795MHz

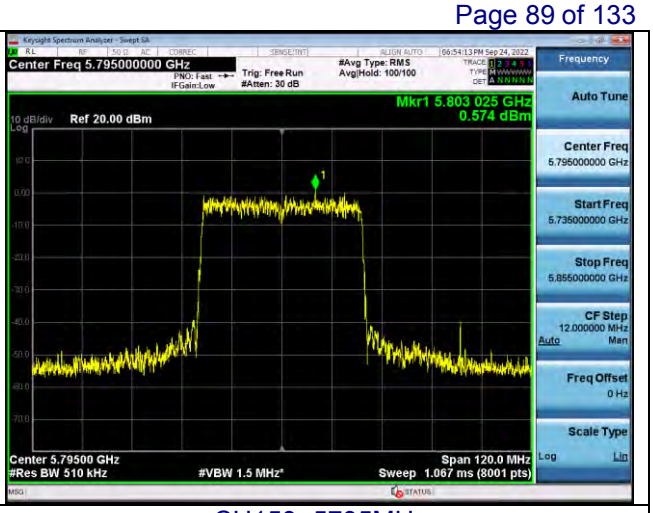

CH159 -5795MHz

U-NII-3– 802.11ax (80MHz)

ANT1

CH155 -5775MHz

ANT2

CH155 -5775MHz