FCC TEST REPORT
FCC ID: 2AWIZHLE3GM

Report Number..... :	ZKT-221025L7861-02
Date of Test.....	Oct. 17, 2022 -- Oct. 30, 2022
Date of issue..... :	Oct. 30, 2022
Total number of pages ..... :	105
Test Result..... :	PASS
Testing Laboratory. ..... :	**Shenzhen ZKT Technology Co., Ltd.**
Address ..... :	1/F, No. 101, Building B, No. 6, Tangwei Community Industrial Avenue, Fuhai Street, Bao'an District, Shenzhen, China
Applicant's name .....:	FIBRAIN sp. z o.o.
Address ..... :	Poland, Zaczernie 190F, 36-062
Manufacturer's name .....:	FIBRAIN sp. z o.o.
Address ..... :	Poland, Zaczernie 190F, 36-062
Test specification:	
Standard ..... :	FCC CFR Title 47 Part 15 Subpart E Section 15.407 ANSI C63.10:2013
Test procedure..... :	KDB 789033 D02 V01r02
Non-standard test method ..... :	N/A
Test Report Form No. .....:	TRF-EL-110_V0
Test Report Form(s) Originator ....:	ZKT Testing
Master TRF .....:	Dated: 2020-01-06

This device described above has been tested by ZKT, and the test results show that the equipment under test (EUT) is in compliance with the FCC requirements. And it is applicable only to the tested sample identified in the report.
This report shall not be reproduced except in full, without the written approval of ZKT, this document may be altered or revised by ZKT, personal only, and shall be noted in the revision of the document.

Product name.....:	Wireless Router
Trademark ..... :	/
Model/Type reference ..... :	HLE-3GM
Ratings ..... :	DC 12V 1A from adapter

Testing procedure and testing location:

Testing Laboratory .....:	**Shenzhen ZKT Technology Co., Ltd.**
Address .....:	1/F, No. 101, Building B, No. 6, Tangwei Community Industrial Avenue, Fuhai Street, Bao'an District, Shenzhen, China
Tested by (name + signature) .....:	Alen He
Reviewer (name + signature).....:	Joe Liu
Approved (name + signature) .....:	Lake Xie

Table of Contents

	Page
1. VERSION	5
2. SUMMARY OF TEST RESULTS	6
2.1 TEST FACILITY	7
2.2 MEASUREMENT UNCERTAINTY	7
3. GENERAL INFORMATION	8
3.1 GENERAL DESCRIPTION OF EUT	8
3.2 DESCRIPTION OF TEST MODES	9
3.3 BLOCK DIGRAM SHOWING THE CONFIGURATION OF SYSTEM TESTED	9
3.4 DESCRIPTION OF SUPPORT UNITS(CONDUCTED MODE)	9
3.5EQUIPMENTS LIST FOR ALL TEST ITEMS	10
4. EMC EMISSION TEST	12
4.1 CONDUCTED EMISSION MEASUREMENT	12
4.1.1 POWER LINE CONDUCTED EMISSION LIMITS	12
4.1.2 TEST PROCEDURE	12
4.1.3 DEVIATION FROM TEST STANDARD	12
4.1.4 TEST SETUP	13
4.1.5 EUT OPERATING CONDITIONS	13
4.1.6 TEST RESULT	14
4.2 RADIATED EMISSION MEASUREMENT	16
4.2.1 RADIATED EMISSION LIMITS	16
4.2.2 TEST PROCEDURE	17
4.2.3 DEVIATION FROM TEST STANDARD	17
4.2.4 TEST SETUP	17
4.2.5 EUT OPERATING CONDITIONS	18
4.2.6 TEST RESULTS	19
5.POWER SPECTRAL DENSITY TEST	61
5.1 APPLIED PROCEDURES / LIMIT	61
5.2 TEST PROCEDURE	61
5.3 DEVIATION FROM STANDARD	61
5.4 TEST SETUP	61
5.5 EUT OPERATION CONDITIONS	62
5.6 TEST RESULT	62
6. -26 DB & 6DBM EMISSION BANDWIDTH	74
6.1 APPLIED PROCEDURES / LIMIT	74
6.2 TEST PROCEDURE	74
6.3 DEVIATION FROM STANDARD	74
6.4 TEST SETUP	74
6.5 EUT OPERATION CONDITIONS	74

6.6 TEST RESULT 75
7. OUTPUT POWER TEST 86
7.1 APPLIED PROCEDURES/LIMIT 86
7.2 DEVIATION FROM STANDARD 86
7.3 TEST SETUP 86
7.4 EUT OPERATION CONDITIONS 86
7.5 TEST RESULT 87
8. OUT OF BAND EDGE EMISSION 88
8.1 TEST PROCEDURE 88
8.2 DEVIATION FROM STANDARD 88
8.3 TEST SETUP 88
8.4 EUT OPERATION CONDITIONS 88
8.5 TEST RESULTS 88
9. FREQUENCY STABILITY MEASUREMENT 97
9.4 TEST RESULT 97
10.ANTENNA REQUIREMENT 103
10. TEST SETUP PHOTO 104
11. EUT CONSTRUCTIONAL DETAILS 105

1. VERSION

Report No.	Version	Description	Approved
ZKT-221025L7861-02	Rev.01	Initial issue of report	Oct. 30, 2022

2. SUMMARY OF TEST RESULTS

Test procedures according to the technical standards:

FCC Part15 (15.247) , Subpart C			
Standard Section	Test Item	Result	Remark
15.203/15.247 (c)	Antenna requirement	PASS	
15.207	AC Power Line Conducted Emission	PASS	
15.407 (a) (b)	Spurious Radiated Emissions and Band Edge	PASS	
15.407 (e) /15.403(i)	6 dB bandwidth, 26dB Emission Bandwidth& 99% Occupied Bandwidth	PASS	
15.407 (a)	Power Spectral Density	PASS	
15.407 (a)(1)(2)(3)	Maximum conducted output power	PASS	
15.407 (g)	Frequency Stability	PASS	

NOTE:

(1)" N/A" denotes test is not applicable in this Test Report

2.1 TEST FACILITY

Shenzhen ZKT Technology Co., Ltd.
Add. : 1/F, No. 101, Building B, No. 6, Tangwei Community Industrial Avenue, Fuhai Street, Bao'an District, Shenzhen, China

FCC Test Firm Registration Number: 692225
Designation Number: CN1299
IC Registered No.: 27033

2.2 MEASUREMENT UNCERTAINTY

The reported uncertainty of measurement y ± U, where expended uncertainty U is based on a standard uncertainty multiplied by a coverage factor of k=2, providing a level of confidence of approximately 95 %。

No.	tem	ncertainty
1	3m camber Radiated spurious emission(30MHz-1GHz)	U=4.3dB
2	3m chamber Radiated spurious emission(1GHz-18GHz)	U=4.5dB
3	3m chamber Radiated spurious emission(18GHz-40GHz)	U=3.34dB
4	Conducted Adjacent channel power	U=1.38dB
5	Conducted output power uncertainty Above 1G	U=1.576dB
6	Conducted output power uncertainty below 1G	U=1.28dB
7	humidity uncertainty	U=5.3%
8	Temperature uncertainty	U=0.59℃
9	Radiated disturbance(30MHz-1000MHz)	U=4.8dB
10	Radiated disturbance(1GHz-6GHz)	U=4.9dB
11	Radiated disturbance(1GHz-18GHz)	U=5.0dB

3. GENERAL INFORMATION

3.1 GENERAL DESCRIPTION OF EUT

Product Name:	Wireless Router		
Model No.:	HLE-3GM		
Serial No.:	/		
Hardware Version:	V1.0		
Software Version:	SecureCRT		
Sample(s) Status:	Engineer sample		
	IEEE802.11 WLAN mode supported	802.11a/n/ac(20MHz channel bandwidth) 802.11n/ ac (40MHz channel bandwidth) 802.11 ac(80MHz channel bandwidth)	
	Date rate	802.11ac:MCS0-MCS9 802.11n: MCS0-MCS7	
	Modulation	OFDM	
	U-NII-1	Frequency Range	802.11a/n/ac(20MHz) : 5180-5240MHz 802.11n/ac (40MHz) : 5190-5230MHz 802.11 ac (80MHz) : 5210MHz
		Channels	802.11 a/n/ac (20MHz): 4 802.11 ac /n (40MHz): 2 802.11 ac(80MHz): 1
	U-NII-3	Frequency Range	802.11 a/n/ac(20MHz) : 5745-5825 MHz 802.11 n/ac (40MHz): 5755-5795 MHz 802.11 ac (80MHz): 5775 MHz
		Channels	802.11 a/n/ac(20MHz) : 5 802.11 n/ac (40MHz): 2 802.11 ac (80MHz): 1
Antenna Type:	Glue stick antenna		
Antenna gain:	WIFI ANT:1.35dBi; WIFI ANT:1.35dBi ; MIMO:4.36dBi		
Power supply:	AC 120V 50/60Hz		
POWER ADAPTER:	MODEL: EUSF-24120-1500 INPUT: 100-240V~ 50/60Hz 0.6A OUTPUT: 12V 1A		

Band 1		Band 4	
CH.	Frequency (MHz)	CH.	Frequency (MHz)
36	5180	149	5745
40	5200	…	…
44	5220	157	5785
48	5240	…	…
		165	5825

802.11a/n/ac/ax (20MHz) Frequency / Channel Operations

Band 1		Band 4	
CH.	Frequency (MHz)	CH.	Frequency (MHz)

38	5190	151	5755
46	5230	159	5795

802.11n /ac/ ax(40MHz BW) Frequency / Channel Operations

Band 1		Band 4	
CH.	Frequency (MHz)	CH.	Frequency (MHz)
42	5210	155	5775

802.11ac/ax (80MHz BW) Frequency / Channel Operations

3.2 DESCRIPTION OF TEST MODES

Worst Case Configuration: transmitting both 2.4GHz mode and 5GHz mode

Description	5 GHz Emission
Antenna	MIMO
Channel	157
Operating Frequency (MHz)	802.11N
Data Rate (Mbps)	OFDM/13.5Mbps
Mode	Band III –N-5785MHz

3.3 BLOCK DIGRAM SHOWING THE CONFIGURATION OF SYSTEM TESTED

Conducted Emission

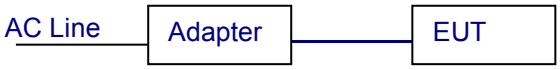

Radiated Emission

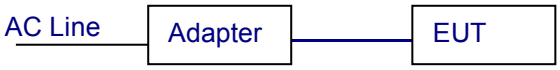

Conducted Spurious

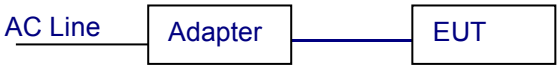

3.4 DESCRIPTION OF SUPPORT UNITS(CONDUCTED MODE)

The EUT has been tested as an independent unit together with other necessary accessories or support units. The following support units or accessories were used to form a representative test configuration during the tests.

Item	Equipment	Mfr/Brand	Model/Type No.	Series No.	Note
1	Adapter	/	EUSF-24120-1500	/	SDOC

Item	Shielded Type	Ferrite Core	Length	Note

Note:

(1) The support equipment was authorized by Declaration of Confirmation.
(2) For detachable type I/O cable should be specified the length in cm in 『Length』 column.

3.5EQUIPMENTS LIST FOR ALL TEST ITEMS

Radiation Test equipment

Item	Equipment	Manufacturer	Type No.	Serial No.	Last calibration	Calibrated until
1	Spectrum Analyzer (9kHz-26.5GHz)	KEYSIGHT	9020A	MY55370835	Oct. 16, 2022	Oct. 15, 2023
2	Spectrum Analyzer (1GHz-40GHz)	R&S	FSQ	100363	Oct. 15, 2022	Oct. 14, 2023
3	EMI Test Receiver (9kHz-7GHz)	R&S	ESCI7	101169	Oct. 16, 2022	Oct. 15, 2023
4	Bilog Antenna (30MHz-1500MHz)	Schwarzbeck	VULB9168	N/A	Oct. 15, 2022	Oct. 14, 2023
5	Horn Antenna (1GHz-18GHz)	Agilent	AH-118	071145	Oct. 15, 2022	Oct. 14, 2023
6	Loop Antenna	TESEQ	HLA6121	58357	Oct. 15, 2022	Oct. 14, 2023
7	Amplifier (30-1000MHz)	EM Electronics	EM330 Amplifier	060747	Oct. 15, 2022	Oct. 14, 2023
8	Amplifier (1GHz-26.5GHz)	Agilent	8449B	3008A00315	Oct. 16, 2022	Oct. 15, 2023
9	RF cables1 (9kHz-30MHz)	N/A	9kHz-30MHz	N/A	Oct. 16, 2022	Oct. 15, 2023
10	RF cables2 (30MHz-1GHz)	N/A	30MHz-1GHz	N/A	Oct. 16, 2022	Oct. 15, 2023
11	RF cables3 (1GHz-40GHz)	N/A	1GHz-40GHz	N/A	Oct. 16, 2022	Oct. 15, 2023
12	ESG Signal Generator	Agilent	E4421B	N/A	Oct. 16, 2022	Oct. 15, 2023
13	Signal Generator	Agilent	N5182A	N/A	Oct. 20, 2022	Oct. 19, 2023
14	Magnetic Field Probe Tester	Narda	ELT-400	0-0344	Oct. 15, 2022	Oct. 14, 2023
15	MWRF Power Meter Test system	MW	MW100-RPCB	N/A	Oct. 20, 2022	Oct. 19, 2023
16	D.C. Power Supply	LongWei	TPR-6405D	N/A	\	\

17	EMC Software	Frad	EZ-EMC	Ver.EMC-CON 3A1.1	\	\
18	RF Software	MW	MTS8310	V2.0.0.0	\	\
19	Turntable	MF	MF-7802BS	N/A	\	\
20	Antenna tower	MF	MF-7802BS	N/A	\	\

Conduction Test equipment

Item	Kind of Equipment	Manufacturer	Type No.	Serial No.	Last calibration	Calibrated until
1	LISN	R&S	ENV216	101471	Oct. 20, 2022	Oct. 19, 2023
2	LISN	CYBERTEK	EM5040A	E1850400149	Oct. 20, 2022	Oct. 19, 2023
3	Test Cable	N/A	C01	N/A	Oct. 16, 2022	Oct. 15, 2023
4	Test Cable	N/A	C02	N/A	Oct. 16, 2022	Oct. 15, 2023
5	EMI Test Receiver	R&S	ESCI3	101393	Oct. 15, 2022	Oct. 14, 2023
6	EMC Software	Frad	EZ-EMC	Ver.EMC-CON 3A1.1	\	\

4. EMC EMISSION TEST

4.1 CONDUCTED EMISSION MEASUREMENT

Test Requirement:	FCC Part15 C Section 15.207
Test Method:	ANSI C63.10:2013
Test Frequency Range:	150KHz to 30MHz
Receiver setup:	RBW=9KHz, VBW=30KHz, Sweep time=auto

4.1.1 POWER LINE CONDUCTED EMISSION LIMITS

FREQUENCY (MHz)	Limit (dBuV)		Standard
	Quasi-peak	Average	
0.15 -0.5	66 - 56 *	56 - 46 *	FCC
0.50 -5.0	56.00	46.00	FCC
5.0 -30.0	60.00	50.00	FCC

Note:
(1) *Decreases with the logarithm of the frequency.

4.1.2 TEST PROCEDURE

1. The equipment was set up as per the test configuration to simulate typical actual usage per the user's manual. The EUT is a tabletop system; a wooden table with a height of 0.8 meters is used and is placed on the ground plane as per ANSI C63.10:2013.
2. Support equipment, if needed, was placed as per ANSI C63.10:2013
3. All I/O cables were positioned to simulate typical actual usage as per ANSI C63.10:2013.
4. The adapter received AC120V/60Hz power through a Line Impedance Stabilization Network (LISN) which supplied power source and was grounded to the ground plane.
5. All support equipments received AC power from a second LISN, if any.
6. The EUT test program was started. Emissions were measured on each current carrying line of the EUT using a spectrum Analyzer / Receiver connected to the LISN powering the EUT. The LISN has two monitoring points: Line 1 (Hot Side) and Line 2 (Neutral Side). Two scans were taken: one with Line 1 connected to Analyzer / Receiver and Line 2 connected to a 50 ohm load; the second scan had Line 1 connected to a 50 ohm load and Line 2 connected to the Analyzer / Receiver.
7. Analyzer / Receiver scanned from 150 KHz to 30MHz for emissions in each of the test modes.e.
8 For the actual test configuration, please refer to the related Item –EUT Test Photos.

4.1.3 DEVIATION FROM TEST STANDARD

No deviation

4.1.4 TEST SETUP

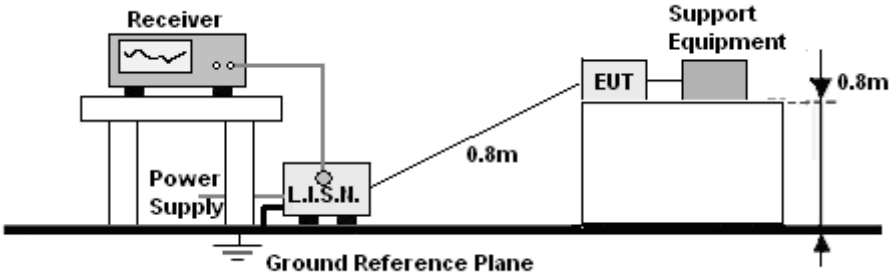

4.1.5 EUT OPERATING CONDITIONS

The EUT was configured for testing in a typical fashion (as a customer would normally use it). The EUT has been programmed to continuously transmit during test. This operating condition was tested and used to collect the included data.

We pretest AC 120V , the worst voltage was AC 120V and the data recording in the report.

4.1.6 TEST RESULT

Temperature :	26℃	Relative Humidity:	54%
Pressure :	101kPa	Phase :	L
Test Voltage :	AC 120V/60Hz		

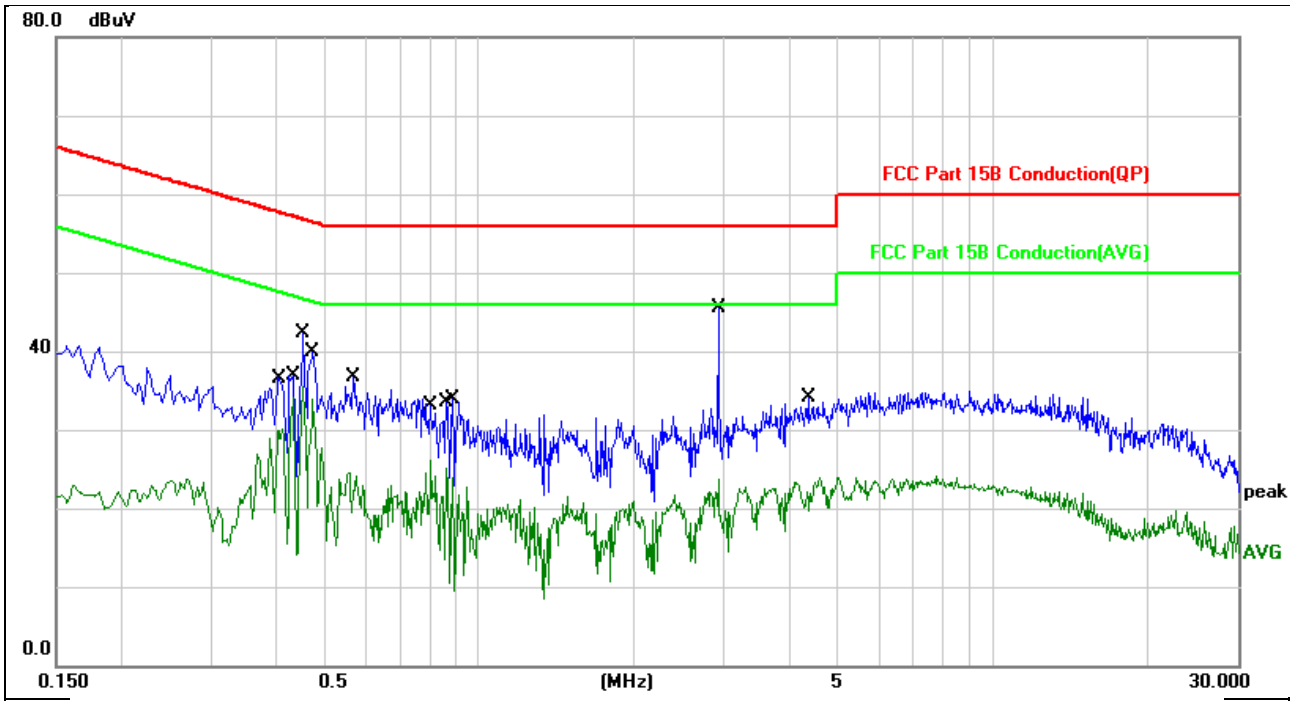

No.	Mk.	Freq.	Reading Level	Correct Factor	Measure-ment	Limit	Over		
		MHz	dBuV	dB	dBuV	dBuV	dB	Detector	Comment
1		0.4140	20.30	9.87	30.17	47.57	-17.40	AVG	
2		0.4340	27.05	9.86	36.91	57.18	-20.27	QP	
3		0.4340	24.23	9.86	34.09	47.18	-13.09	AVG	
4		0.4540	32.35	9.86	42.21	56.80	-14.59	QP	
5		0.4540	25.62	9.86	35.48	46.80	-11.32	AVG	
6		0.4740	24.02	9.86	33.88	46.44	-12.56	AVG	
7		0.5700	26.80	9.84	36.64	56.00	-19.36	QP	
8		0.8059	16.37	9.81	26.18	46.00	-19.82	AVG	
9		0.8660	15.28	9.79	25.07	46.00	-20.93	AVG	
10		0.8860	24.18	9.78	33.96	56.00	-22.04	QP	
11	*	2.9300	35.80	9.70	45.50	56.00	-10.50	QP	
12		4.3620	24.40	9.67	34.07	56.00	-21.93	QP	

Notes:
1.An initial pre-scan was performed on the line and neutral lines with peak detector.
2.Quasi-Peak and Average measurement were performed at the frequencies with maximized peak emission.
3.Mesurement Level = Reading level + Correct Factor

Temperature :	26℃	Relative Humidity:	54%
Pressure :	101kPa	Phase :	N
Test Voltage :	AC 120V/60Hz		

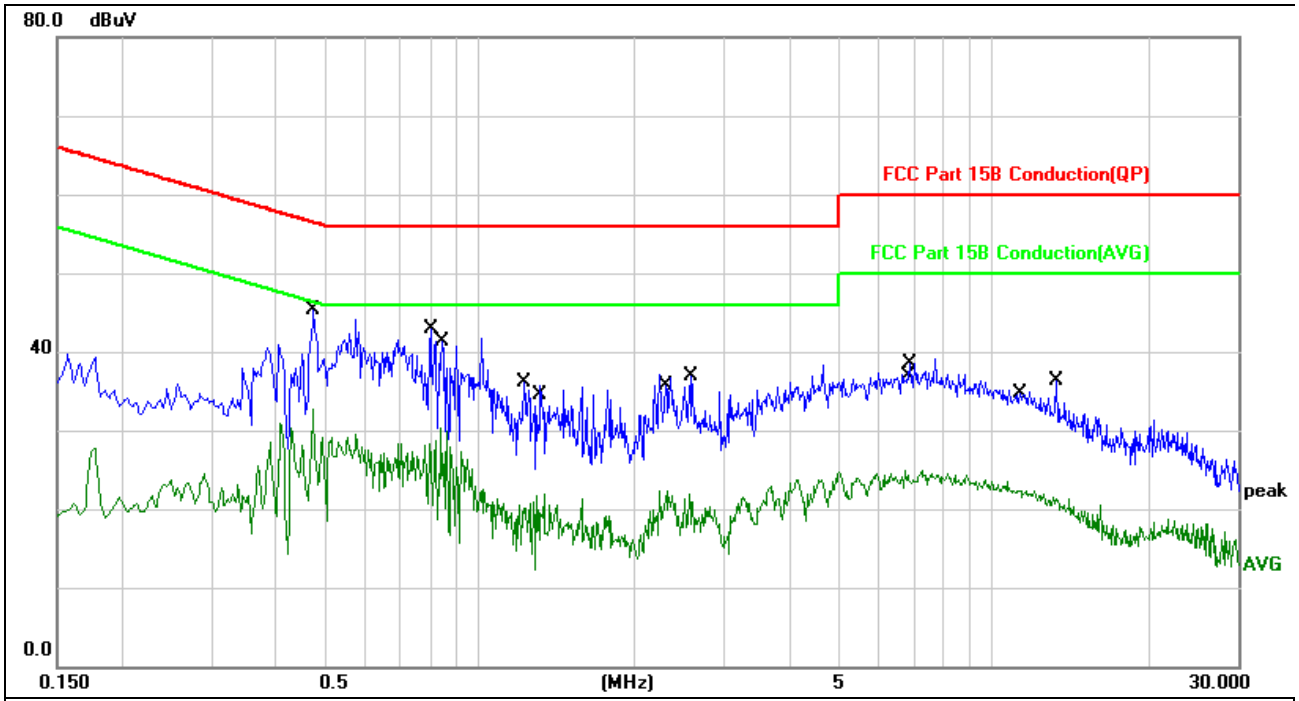

No.	Mk.	Freq.	Reading Level	Correct Factor	Measure-ment	Limit	Over		
		MHz	dBuV	dB	dBuV	dBuV	dB	Detector	Comment
1	*	0.4740	35.37	9.86	45.23	56.44	-11.21	QP	
2		0.4740	22.81	9.86	32.67	46.44	-13.77	AVG	
3		0.8020	33.10	9.81	42.91	56.00	-13.09	QP	
4		0.8420	20.43	9.80	30.23	46.00	-15.77	AVG	
5		1.2220	26.46	9.73	36.19	56.00	-19.81	QP	
6		1.3340	12.27	9.71	21.98	46.00	-24.02	AVG	
7		2.3100	12.58	9.63	22.21	46.00	-23.79	AVG	
8		2.5860	27.10	9.72	36.82	56.00	-19.18	QP	
9		6.7419	15.35	9.62	24.97	50.00	-25.03	AVG	
10		6.8859	28.95	9.61	38.56	60.00	-21.44	QP	
11		11.3219	12.61	9.77	22.38	50.00	-27.62	AVG	
12		13.3179	26.51	9.74	36.25	60.00	-23.75	QP	

Notes:
1.An initial pre-scan was performed on the line and neutral lines with peak detector.
2.Quasi-Peak and Average measurement were performed at the frequencies with maximized peak emission.
3.Mesurement Level = Reading level + Correct Factor

4.2 RADIATED EMISSION MEASUREMENT

4.2.1 RADIATED EMISSION LIMITS

1. Radiated emissions from9 kHz to25 GHz were measured according to the methods defines in ANSI C63.10-2013.The EUT was placed above the ground plane, 0.8 meter for frequency below 1GHzand1.5meterforfrequencyabove1GHz. The interface cable sand equipment positions were varied within limits of reasonable applications to determine the positions producing maximum radiated emissions.

2. For transmitters operating in the 5150-5250 MHz band: all emissions outside of the 5150-5350 MHz band shall not exceed an EIRP of –27dBm/MHz.

3. For transmitters operating in the 5250-5350 MHz band: all emissions outside of the 5150-5350 MHz band shall not exceed an EIRP of -27 dBm/MHz. Devices operating in the 5250-5350 MHz band that generate emissions in the 5150-5250 MHz band must meet all applicable technical requirements for operation in the 5150-5250 MHz band (including indoor use) or alternatively meet an out-of-band emission EIRP limit of -27 dBm/MHz in the 5150-5250 MHz band.

4. For transmitters operating in the 5470-5600 MHz and 5650-5725MHz band: all emissions outside of the 5470-5600 MHz and 5650-5725MHz band shall not exceed an EIRPof -27 dBm/MHz.

5. KDB789033v02r01G)2)c)Asspecifiedin15.407(b),emissionsabove1000MHzthatareout sideofthe restricted bands are subject to a peak emission limit of -27 dBm/MHz (or -17 dBm/MHz as specified in 15.407(b)(4)). However, an out-of-band emission that complies with both the average and peak limits of 15.209 is not required to satisfy the -27 dBm/MHz or -17 dBm/MHz peak emission limit.

According to§15.209(a),exceptasprovidedelsewhereinthisSubpart,theemissionsfroman intentionalradiatorshallnotexceedthefieldstrengthlevelsspecifiedinthefollowingtable:

Frequencies (MHz)	Field Strength (micorvolts/meter)	Measurement Distance (meters)
0.009~0.490	2400/F(KHz)	300
0.490~1.705	24000/F(KHz)	30
1.705~30.0	30	30
30~88	100	3
88~216	150	3
216~960	200	3
Above 960	500	3

LIMITS OF RADIATED EMISSION MEASUREMENT

FREQUENCY (MHz)	Limit (dBuV/m) (at 3M)	
	PEAK	AVERAGE
Above 1000	74	54

Notes:

(1) The limit for radiated test was performed according to FCC PART 15C.

(2) The tighter limit applies at the band edges.

(3) Emission level (dBuV/m)=20log Emission level (uV/m).

4.2.2 TEST PROCEDURE

Below 1GHz test procedure as below:

a. The EUT was placed on the top of a rotating table 0.1 meters above the ground at a 3 meter semi-anechoiccamber. The table was rotated 360 degrees to determine the position of the highest radiation.
b. The EUT was set 3 meters away from the interference-receiving antenna, which was mounted on the top of avariable-height antenna tower.
c. The antenna height is varied from one meter to four meters above the ground to determine the maximum valueof the field strength. Both horizontal and vertical polarizations of the antenna are set to make the measurement.
d. For each suspected emission, the EUT was arranged to its worst case and then the antenna was tuned toheights from 1 meter to 4 meters (for the test frequency of below 30MHz, the antenna was tuned to heights 1meter) and the rotatable table was turned from 0 degrees to 360 degrees to find the maximum reading.
e. The test-receiver system was set to Peak Detect Function and Specified Bandwidth with Maximum Hold Mode.
f. If the emission level of the EUT in peak mode was 10dB lower than the limit specified, then testing could bestopped and the peak values of the EUT would be reported. Otherwise the emissions that did not have 10dBmargin would be re-tested one by one using peak, quasi-peak or average method as specified and then reportedin a data sheet.

Above 1GHz test procedure as below:

g. Different between above is the test site, change from Semi- Anechoic Chamber to fully Anechoic Chamber andchange form table 0.8 metre to 1.5 metre(Above 18GHz the distance is 1 meter and table is 1.5 metre).
h. Test the EUT in the lowest channel ,the middle channel ,the Highest channel

Note:

Both horizontal and vertical antenna polarities were tested
and performed pretest to three orthogonal axis. The worst case emissions were reported

4.2.3 DEVIATION FROM TEST STANDARD

No deviation

4.2.4 TEST SETUP

（A）Radiated Emission Test-Up Frequency Below 30MHz

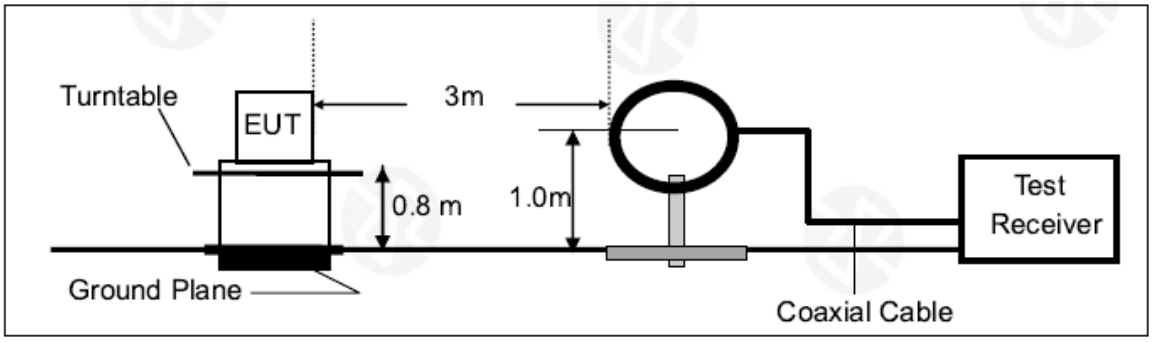

（B）Radiated Emission Test-Up Frequency 30MHz~1GHz

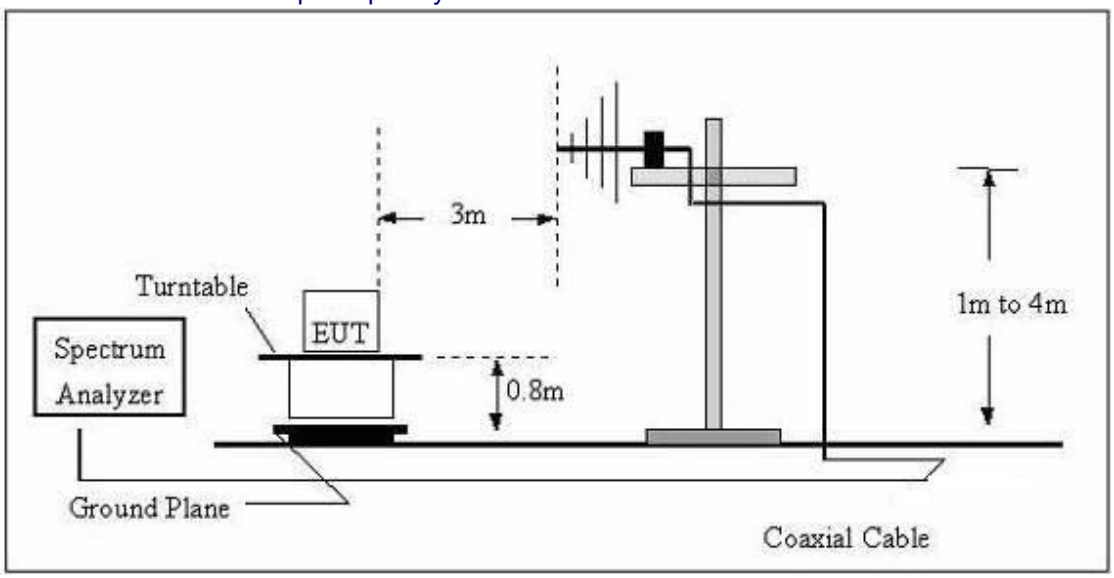

（C）Radiated Emission Test-Up Frequency Above 1GHz

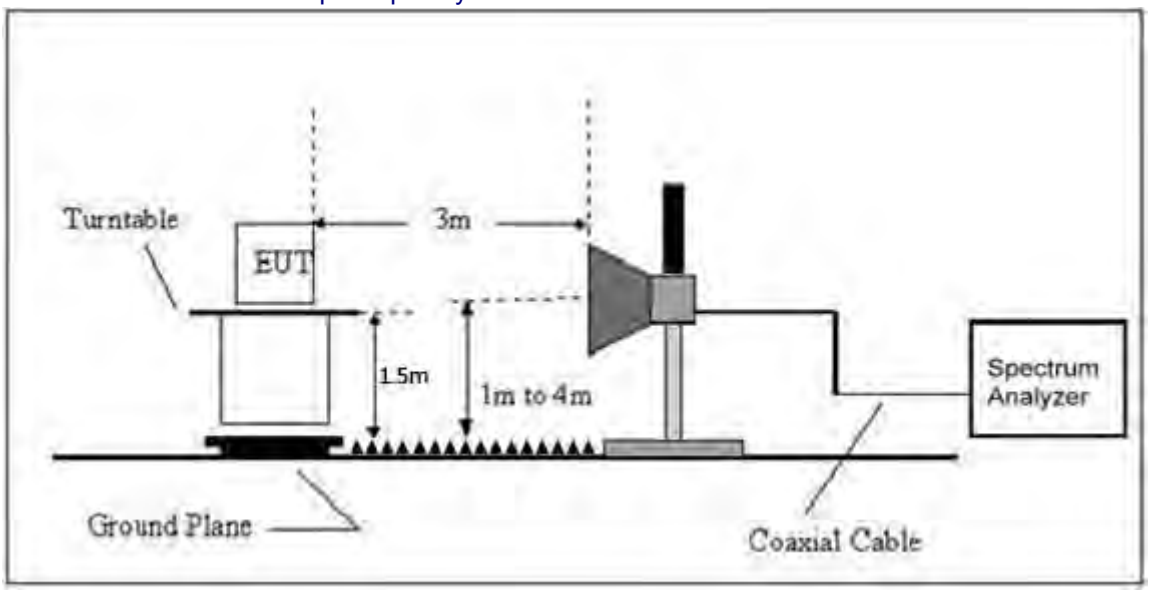

4.2.5 EUT OPERATING CONDITIONS

The EUT tested system was configured as the statements of 2.4 Unless otherwise a special operating condition is specified in the follows during the testing.

4.2.6 TEST RESULTS

Between 9KHz – 30MHz

The emission from 9 kHz to 30MHz was pre-tested and found the result was 20dB lower than the limit, and according to 15.31(o) & RSS-Gen 6.13, the test result no need to reported.

Between 30MHz – 1GHz

Temperature:	26℃	Relative Humidity:	54%
Pressure:	101 kPa	Polarization:	Horizontal
Test Voltage:	AC120V 60Hz		

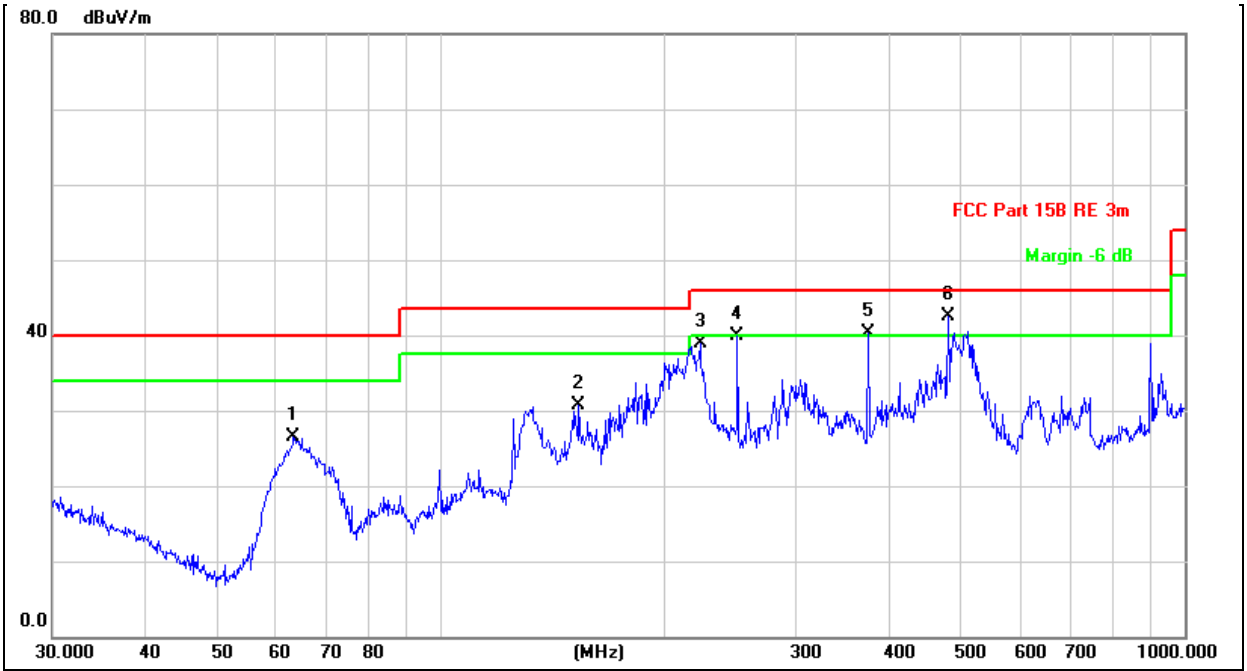

No.	Mk.	Freq.	Reading Level	Correct Factor	Measure-ment	Limit	Over		Antenna Height	Table Degree	
		MHz	dBuV	dB/m	dBuV/m	dBuV/m	dB	Detector	cm	degree	Comment
1		63.3132	41.93	-15.45	26.48	40.00	-13.52	QP	100	360	
2		153.2004	40.44	-9.67	30.77	43.50	-12.73	QP	100	360	
3		222.9501	49.18	-10.34	38.84	46.00	-7.16	QP	100	360	
4		250.3011	50.71	-10.72	39.99	46.00	-6.01	QP	100	360	
5	!	374.6225	46.54	-6.33	40.21	46.00	-5.79	QP	100	360	
6	*	480.5276	46.27	-3.70	42.57	46.00	-3.43	QP	100	360	

Temperature:	26℃	Relative Humidity:	54%
Pressure:	101kPa	Polarization:	Vertical
Test Voltage:	AC120V 60Hz		

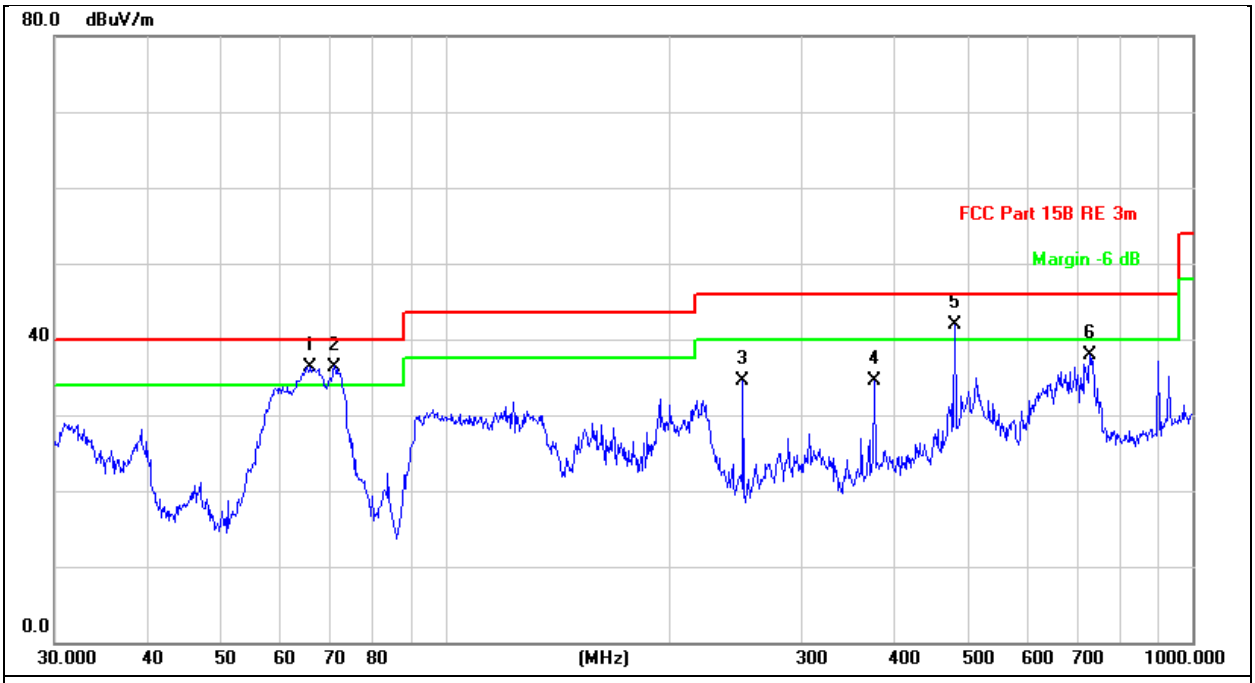

No.	Mk.	Freq.	Reading Level	Correct Factor	Measure-ment	Limit	Over		Antenna Height	Table Degree	
		MHz	dBuV	dB/m	dBuV/m	dBuV/m	dB	Detector	cm	degree	Comment
1	!	65.8031	51.61	-15.32	36.29	40.00	-3.71	QP	100	0	
2	*	71.0803	51.51	-15.11	36.40	40.00	-3.60	QP	100	0	
3		250.3012	45.25	-10.72	34.53	46.00	-11.47	QP	100	0	
4		375.9385	40.81	-6.29	34.52	46.00	-11.48	QP	100	0	
5	!	480.5276	45.58	-3.70	41.88	46.00	-4.12	QP	100	0	
6		729.3583	37.09	0.76	37.85	46.00	-8.15	QP	100	0	

ANT1-802.11a

Polar (H/V)	Frequency (MHz)	Meter Reading (dBuV)	Pre-amplifier (dB)	Cable Loss (dB)	Antenna Factor (dB)	Emission Level (dBuV/m)	Limits (dBuV/m)	Margin (dB)	Detector Type
Low Channel:5180MHz									
V	10360	49.72	30.55	5.77	24.66	49.60	74.00	-24.40	PK
V	10360	34.19	30.55	5.77	24.66	34.07	54.00	-19.93	AV
V	15540	49.53	30.33	6.32	24.55	50.07	74.00	-23.93	PK
V	15540	38.80	30.33	6.32	24.55	39.34	54.00	-14.66	AV
V	20720	49.24	30.85	7.45	24.69	50.53	74.00	-23.47	PK
V	20720	40.43	30.85	7.45	24.69	41.72	54.00	-12.28	AV
H	10360	45.99	30.55	5.77	24.66	45.87	74.00	-28.13	PK
H	10360	38.02	30.55	5.77	24.66	37.90	54.00	-16.10	AV
H	15540	47.04	30.33	6.32	24.55	47.58	74.00	-26.42	PK
H	15540	40.08	30.33	6.32	24.55	40.62	54.00	-13.38	AV
H	20720	48.98	30.85	7.45	24.69	50.27	74.00	-23.73	PK
H	20720	40.00	30.85	7.45	24.69	41.29	54.00	-12.71	AV

Polar (H/V)	Frequency (MHz)	Meter Reading (dBuV)	Pre-amplifier (dB)	Cable Loss (dB)	Antenna Factor (dB)	Emission Level (dBuV/m)	Limits (dBuV/m)	Margin (dB)	Detector Type
Middle Channel:5200MHz									
V	10400	46.80	30.55	5.77	24.66	46.68	74.00	-27.32	PK
V	10400	34.65	30.55	5.77	24.66	34.53	54.00	-19.47	AV
V	15600	48.85	30.33	6.32	24.55	49.39	74.00	-24.61	PK
V	15600	40.08	30.33	6.32	24.55	40.62	54.00	-13.38	AV
V	20800	50.10	30.85	7.45	24.69	51.39	74.00	-22.61	PK
V	20800	39.46	30.85	7.45	24.69	40.75	54.00	-13.25	AV
H	10400	48.53	30.55	5.77	24.66	48.41	74.00	-25.59	PK
H	10400	37.83	30.55	5.77	24.66	37.71	54.00	-16.29	AV
H	15600	48.01	30.33	6.32	24.55	48.55	74.00	-25.45	PK
H	15600	39.93	30.33	6.32	24.55	40.47	54.00	-13.53	AV
H	20800	49.05	30.85	7.45	24.69	50.34	74.00	-23.66	PK
H	20800	40.00	30.85	7.45	24.69	41.29	54.00	-12.71	AV

Polar (H/V)	Frequency (MHz)	Meter Reading (dBuV)	Pre-amplifier (dB)	Cable Loss (dB)	Antenna Factor (dB)	Emission Level (dBuV/m)	Limits (dBuV/m)	Margin (dB)	Detector Type
High Channel:5240MHz									
V	10480	47.55	30.55	5.77	24.66	47.43	74.00	-26.57	PK
V	10480	36.08	30.55	5.77	24.66	35.96	54.00	-18.04	AV
V	15720	49.13	30.33	6.32	24.55	49.67	74.00	-24.33	PK
V	15720	39.76	30.33	6.32	24.55	40.30	54.00	-13.70	AV
V	20960	50.86	30.85	7.45	24.69	52.15	74.00	-21.85	PK
V	20960	39.38	30.85	7.45	24.69	40.67	54.00	-13.33	AV
H	10480	46.30	30.55	5.77	24.66	46.18	74.00	-27.82	PK
H	10480	39.98	30.55	5.77	24.66	39.86	54.00	-14.14	AV
H	15720	47.40	30.33	6.32	24.55	47.94	74.00	-26.06	PK
H	15720	39.09	30.33	6.32	24.55	39.63	54.00	-14.37	AV
H	20960	49.85	30.85	7.45	24.69	51.14	74.00	-22.86	PK
H	20960	40.33	30.85	7.45	24.69	41.62	54.00	-12.38	AV

Polar (H/V)	Frequency (MHz)	Meter Reading (dBuV)	Pre-amplifier (dB)	Cable Loss (dB)	Antenna Factor (dB)	Emission Level (dBuV/m)	Limits (dBuV/m)	Margin (dB)	Detector Type
High Channel:5745MHz									
V	11490	49.75	30.55	5.77	24.66	49.63	74.00	-24.37	PK
V	11490	36.49	30.55	5.77	24.66	36.37	54.00	-17.63	AV
V	17235	47.89	30.33	6.32	24.55	48.43	74.00	-25.57	PK
V	17235	40.88	30.33	6.32	24.55	41.42	54.00	-12.58	AV
V	22980	49.48	30.85	7.45	24.69	50.77	74.00	-23.23	PK
V	22980	41.32	30.85	7.45	24.69	42.61	54.00	-11.39	AV
H	11490	48.40	30.55	5.77	24.66	48.28	74.00	-25.72	PK
H	11490	39.16	30.55	5.77	24.66	39.04	54.00	-14.96	AV
H	17235	47.56	30.33	6.32	24.55	48.10	74.00	-25.90	PK
H	17235	40.65	30.33	6.32	24.55	41.19	54.00	-12.81	AV
H	22980	50.98	30.85	7.45	24.69	52.27	74.00	-21.73	PK
H	22980	39.37	30.85	7.45	24.69	40.66	54.00	-13.34	AV

Polar (H/V)	Frequency (MHz)	Meter Reading (dBuV)	Pre-amplifier (dB)	Cable Loss (dB)	Antenna Factor (dB)	Emission Level (dBuV/m)	Limits (dBuV/m)	Margin (dB)	Detector Type
High Channel:5785MHz									
V	11570	48.39	30.55	5.77	24.66	48.27	74.00	-25.73	PK
V	11570	34.24	30.55	5.77	24.66	34.12	54.00	-19.88	AV
V	17355	48.69	30.33	6.32	24.55	49.23	74.00	-24.77	PK
V	17355	39.18	30.33	6.32	24.55	39.72	54.00	-14.28	AV
V	23140	49.89	30.85	7.45	24.69	51.18	74.00	-22.82	PK
V	23140	39.04	30.85	7.45	24.69	40.33	54.00	-13.67	AV
H	11570	48.55	30.55	5.77	24.66	48.43	74.00	-25.57	PK
H	11570	39.81	30.55	5.77	24.66	39.69	54.00	-14.31	AV
H	17355	48.52	30.33	6.32	24.55	49.06	74.00	-24.94	PK
H	17355	38.89	30.33	6.32	24.55	39.43	54.00	-14.57	AV
H	23140	49.53	30.85	7.45	24.69	50.82	74.00	-23.18	PK
H	23140	40.20	30.85	7.45	24.69	41.49	54.00	-12.51	AV

Polar (H/V)	Frequency (MHz)	Meter Reading (dBuV)	Pre-amplifier (dB)	Cable Loss (dB)	Antenna Factor (dB)	Emission Level (dBuV/m)	Limits (dBuV/m)	Margin (dB)	Detector Type
High Channel:5825MHz									
V	11650	46.95	30.55	5.77	24.66	46.83	74.00	-27.17	PK
V	11650	34.75	30.55	5.77	24.66	34.63	54.00	-19.37	AV
V	17475	48.08	30.33	6.32	24.55	48.62	74.00	-25.38	PK
V	17475	40.21	30.33	6.32	24.55	40.75	54.00	-13.25	AV
V	23300	51.27	30.85	7.45	24.69	52.56	74.00	-21.44	PK
V	23300	40.14	30.85	7.45	24.69	41.43	54.00	-12.57	AV
H	11650	48.48	30.55	5.77	24.66	48.36	74.00	-25.64	PK
H	11650	39.07	30.55	5.77	24.66	38.95	54.00	-15.05	AV
H	17475	47.38	30.33	6.32	24.55	47.92	74.00	-26.08	PK
H	17475	41.51	30.33	6.32	24.55	42.05	54.00	-11.95	AV
H	23300	50.41	30.85	7.45	24.69	51.70	74.00	-22.30	PK
H	23300	39.46	30.85	7.45	24.69	40.75	54.00	-13.25	AV

ANT1-802.11n20

Polar (H/V)	Frequency (MHz)	Meter Reading (dBuV)	Pre-amplifier (dB)	Cable Loss (dB)	Antenna Factor (dB)	Emission Level (dBuV/m)	Limits (dBuV/m)	Margin (dB)	Detector Type
Low Channel:5180MHz									
V	10360	47.88	30.55	5.77	24.66	47.76	74.00	-26.24	PK
V	10360	34.20	30.55	5.77	24.66	34.08	54.00	-19.92	AV
V	15540	48.28	30.33	6.32	24.55	48.82	74.00	-25.18	PK
V	15540	40.91	30.33	6.32	24.55	41.45	54.00	-12.55	AV
V	20720	51.21	30.85	7.45	24.69	52.50	74.00	-21.50	PK
V	20720	40.26	30.85	7.45	24.69	41.55	54.00	-12.45	AV
H	10360	46.13	30.55	5.77	24.66	46.01	74.00	-27.99	PK
H	10360	40.48	30.55	5.77	24.66	40.36	54.00	-13.64	AV
H	15540	48.72	30.33	6.32	24.55	49.26	74.00	-24.74	PK
H	15540	40.18	30.33	6.32	24.55	40.72	54.00	-13.28	AV
H	20720	51.55	30.85	7.45	24.69	52.84	74.00	-21.16	PK
H	20720	41.71	30.85	7.45	24.69	43.00	54.00	-11.00	AV

Polar (H/V)	Frequency (MHz)	Meter Reading (dBuV)	Pre-amplifier (dB)	Cable Loss (dB)	Antenna Factor (dB)	Emission Level (dBuV/m)	Limits (dBuV/m)	Margin (dB)	Detector Type
Middle Channel:5200MHz									
V	10400	47.85	30.55	5.77	24.66	47.73	74.00	-26.27	PK
V	10400	34.00	30.55	5.77	24.66	33.88	54.00	-20.12	AV
V	15600	48.12	30.33	6.32	24.55	48.66	74.00	-25.34	PK
V	15600	39.42	30.33	6.32	24.55	39.96	54.00	-14.04	AV
V	20800	50.51	30.85	7.45	24.69	51.80	74.00	-22.20	PK
V	20800	38.96	30.85	7.45	24.69	40.25	54.00	-13.75	AV
H	10400	46.57	30.55	5.77	24.66	46.45	74.00	-27.55	PK
H	10400	40.13	30.55	5.77	24.66	40.01	54.00	-13.99	AV
H	15600	47.10	30.33	6.32	24.55	47.64	74.00	-26.36	PK
H	15600	40.72	30.33	6.32	24.55	41.26	54.00	-12.74	AV
H	20800	49.81	30.85	7.45	24.69	51.10	74.00	-22.90	PK
H	20800	41.30	30.85	7.45	24.69	42.59	54.00	-11.41	AV

Polar (H/V)	Frequency (MHz)	Meter Reading (dBuV)	Pre-amplifier (dB)	Cable Loss (dB)	Antenna Factor (dB)	Emission Level (dBuV/m)	Limits (dBuV/m)	Margin (dB)	Detector Type
High Channel:5240MHz									
V	10480	49.09	30.55	5.77	24.66	48.97	74.00	-25.03	PK
V	10480	34.02	30.55	5.77	24.66	33.90	54.00	-20.10	AV
V	15720	48.88	30.33	6.32	24.55	49.42	74.00	-24.58	PK
V	15720	40.19	30.33	6.32	24.55	40.73	54.00	-13.27	AV
V	20960	49.22	30.85	7.45	24.69	50.51	74.00	-23.49	PK
V	20960	41.33	30.85	7.45	24.69	42.62	54.00	-11.38	AV
H	10480	47.96	30.55	5.77	24.66	47.84	74.00	-26.16	PK
H	10480	38.25	30.55	5.77	24.66	38.13	54.00	-15.87	AV
H	15720	48.08	30.33	6.32	24.55	48.62	74.00	-25.38	PK
H	15720	41.13	30.33	6.32	24.55	41.67	54.00	-12.33	AV
H	20960	50.60	30.85	7.45	24.69	51.89	74.00	-22.11	PK
H	20960	41.38	30.85	7.45	24.69	42.67	54.00	-11.33	AV

Polar (H/V)	Frequency (MHz)	Meter Reading (dBuV)	Pre-amplifier (dB)	Cable Loss (dB)	Antenna Factor (dB)	Emission Level (dBuV/m)	Limits (dBuV/m)	Margin (dB)	Detector Type
High Channel:5745MHz									
V	11490	46.81	30.55	5.77	24.66	46.69	74.00	-27.31	PK
V	11490	35.95	30.55	5.77	24.66	35.83	54.00	-18.17	AV
V	17235	48.44	30.33	6.32	24.55	48.98	74.00	-25.02	PK
V	17235	41.58	30.33	6.32	24.55	42.12	54.00	-11.88	AV
V	22980	48.80	30.85	7.45	24.69	50.09	74.00	-23.91	PK
V	22980	39.79	30.85	7.45	24.69	41.08	54.00	-12.92	AV
H	11490	46.16	30.55	5.77	24.66	46.04	74.00	-27.96	PK
H	11490	38.38	30.55	5.77	24.66	38.26	54.00	-15.74	AV
H	17235	47.73	30.33	6.32	24.55	48.27	74.00	-25.73	PK
H	17235	40.93	30.33	6.32	24.55	41.47	54.00	-12.53	AV
H	22980	48.79	30.85	7.45	24.69	50.08	74.00	-23.92	PK
H	22980	41.60	30.85	7.45	24.69	42.89	54.00	-11.11	AV

Polar (H/V)	Frequency (MHz)	Meter Reading (dBuV)	Pre-amplifier (dB)	Cable Loss (dB)	Antenna Factor (dB)	Emission Level (dBuV/m)	Limits (dBuV/m)	Margin (dB)	Detector Type
High Channel:5785MHz									
V	11570	47.44	30.55	5.77	24.66	47.32	74.00	-26.68	PK
V	11570	34.34	30.55	5.77	24.66	34.22	54.00	-19.78	AV
V	17355	47.99	30.33	6.32	24.55	48.53	74.00	-25.47	PK
V	17355	39.42	30.33	6.32	24.55	39.96	54.00	-14.04	AV
V	23140	49.96	30.85	7.45	24.69	51.25	74.00	-22.75	PK
V	23140	39.02	30.85	7.45	24.69	40.31	54.00	-13.69	AV
H	11570	48.47	30.55	5.77	24.66	48.35	74.00	-25.65	PK
H	11570	39.71	30.55	5.77	24.66	39.59	54.00	-14.41	AV
H	17355	48.11	30.33	6.32	24.55	48.65	74.00	-25.35	PK
H	17355	41.31	30.33	6.32	24.55	41.85	54.00	-12.15	AV
H	23140	49.29	30.85	7.45	24.69	50.58	74.00	-23.42	PK
H	23140	38.90	30.85	7.45	24.69	40.19	54.00	-13.81	AV

Polar (H/V)	Frequency (MHz)	Meter Reading (dBuV)	Pre-amplifier (dB)	Cable Loss (dB)	Antenna Factor (dB)	Emission Level (dBuV/m)	Limits (dBuV/m)	Margin (dB)	Detector Type
High Channel:5825MHz									
V	11650	48.06	30.55	5.77	24.66	47.94	74.00	-26.06	PK
V	11650	35.22	30.55	5.77	24.66	35.10	54.00	-18.90	AV
V	17475	48.25	30.33	6.32	24.55	48.79	74.00	-25.21	PK
V	17475	40.68	30.33	6.32	24.55	41.22	54.00	-12.78	AV
V	23300	49.93	30.85	7.45	24.69	51.22	74.00	-22.78	PK
V	23300	41.34	30.85	7.45	24.69	42.63	54.00	-11.37	AV
H	11650	47.73	30.55	5.77	24.66	47.61	74.00	-26.39	PK
H	11650	38.35	30.55	5.77	24.66	38.23	54.00	-15.77	AV
H	17475	46.92	30.33	6.32	24.55	47.46	74.00	-26.54	PK
H	17475	40.59	30.33	6.32	24.55	41.13	54.00	-12.87	AV
H	23300	49.16	30.85	7.45	24.69	50.45	74.00	-23.55	PK
H	23300	39.93	30.85	7.45	24.69	41.22	54.00	-12.78	AV

ANT1-802.11n40

Polar (H/V)	Frequency (MHz)	Meter Reading (dBuV)	Pre-amplifier (dB)	Cable Loss (dB)	Antenna Factor (dB)	Emission Level (dBuV/m)	Limits (dBuV/m)	Margin (dB)	Detector Type
Low Channel:5190MHz									
V	10360	47.30	30.55	5.77	24.66	47.18	74.00	-26.82	PK
V	10360	35.22	30.55	5.77	24.66	35.10	54.00	-18.90	AV
V	15540	48.62	30.33	6.32	24.55	49.16	74.00	-24.84	PK
V	15540	39.26	30.33	6.32	24.55	39.80	54.00	-14.20	AV
V	20720	50.14	30.85	7.45	24.69	51.43	74.00	-22.57	PK
V	20720	38.85	30.85	7.45	24.69	40.14	54.00	-13.86	AV
H	10360	48.36	30.55	5.77	24.66	48.24	74.00	-25.76	PK
H	10360	38.15	30.55	5.77	24.66	38.03	54.00	-15.97	AV
H	15540	48.26	30.33	6.32	24.55	48.80	74.00	-25.20	PK
H	15540	41.35	30.33	6.32	24.55	41.89	54.00	-12.11	AV
H	20720	51.45	30.85	7.45	24.69	52.74	74.00	-21.26	PK
H	20720	39.52	30.85	7.45	24.69	40.81	54.00	-13.19	AV

Polar (H/V)	Frequency (MHz)	Meter Reading (dBuV)	Pre-amplifier (dB)	Cable Loss (dB)	Antenna Factor (dB)	Emission Level (dBuV/m)	Limits (dBuV/m)	Margin (dB)	Detector Type
Middle Channel:5230MHz									
V	10460	49.26	30.55	5.77	24.66	49.14	74.00	-24.86	PK
V	10460	33.92	30.55	5.77	24.66	33.80	54.00	-20.20	AV
V	15690	49.41	30.33	6.32	24.55	49.95	74.00	-24.05	PK
V	15690	40.85	30.33	6.32	24.55	41.39	54.00	-12.61	AV
V	20920	49.45	30.85	7.45	24.69	50.74	74.00	-23.26	PK
V	20920	41.69	30.85	7.45	24.69	42.98	54.00	-11.02	AV
H	10460	48.15	30.55	5.77	24.66	48.03	74.00	-25.97	PK
H	10460	38.34	30.55	5.77	24.66	38.22	54.00	-15.78	AV
H	15690	48.31	30.33	6.32	24.55	48.85	74.00	-25.15	PK
H	15690	39.18	30.33	6.32	24.55	39.72	54.00	-14.28	AV
H	20920	50.58	30.85	7.45	24.69	51.87	74.00	-22.13	PK
H	20920	39.35	30.85	7.45	24.69	40.64	54.00	-13.36	AV

Polar (H/V)	Frequency (MHz)	Meter Reading (dBuV)	Pre-amplifier (dB)	Cable Loss (dB)	Antenna Factor (dB)	Emission Level (dBuV/m)	Limits (dBuV/m)	Margin (dB)	Detector Type
High Channel:5755MHz									
V	11510	49.13	30.55	5.77	24.66	49.01	74.00	-24.99	PK
V	11510	34.53	30.55	5.77	24.66	34.41	54.00	-19.59	AV
V	17265	48.28	30.33	6.32	24.55	48.82	74.00	-25.18	PK
V	17265	39.31	30.33	6.32	24.55	39.85	54.00	-14.15	AV
V	23020	51.05	30.85	7.45	24.69	52.34	74.00	-21.66	PK
V	23020	41.46	30.85	7.45	24.69	42.75	54.00	-11.25	AV
H	11510	47.26	30.55	5.77	24.66	47.14	74.00	-26.86	PK
H	11510	38.80	30.55	5.77	24.66	38.68	54.00	-15.32	AV
H	17265	47.40	30.33	6.32	24.55	47.94	74.00	-26.06	PK
H	17265	40.80	30.33	6.32	24.55	41.34	54.00	-12.66	AV
H	23020	49.89	30.85	7.45	24.69	51.18	74.00	-22.82	PK
H	23020	39.00	30.85	7.45	24.69	40.29	54.00	-13.71	AV

Polar (H/V)	Frequency (MHz)	Meter Reading (dBuV)	Pre-amplifier (dB)	Cable Loss (dB)	Antenna Factor (dB)	Emission Level (dBuV/m)	Limits (dBuV/m)	Margin (dB)	Detector Type
High Channel:5795MHz									
V	11590	48.32	30.55	5.77	24.66	48.20	74.00	-25.80	PK
V	11590	34.11	30.55	5.77	24.66	33.99	54.00	-20.01	AV
V	17385	48.96	30.33	6.32	24.55	49.50	74.00	-24.50	PK
V	17385	39.57	30.33	6.32	24.55	40.11	54.00	-13.89	AV
V	23180	51.55	30.85	7.45	24.69	52.84	74.00	-21.16	PK
V	23180	39.11	30.85	7.45	24.69	40.40	54.00	-13.60	AV
H	11590	46.29	30.55	5.77	24.66	46.17	74.00	-27.83	PK
H	11590	38.62	30.55	5.77	24.66	38.50	54.00	-15.50	AV
H	17385	47.64	30.33	6.32	24.55	48.18	74.00	-25.82	PK
H	17385	39.52	30.33	6.32	24.55	40.06	54.00	-13.94	AV
H	23180	51.62	30.85	7.45	24.69	52.91	74.00	-21.09	PK
H	23180	40.06	30.85	7.45	24.69	41.35	54.00	-12.65	AV

Remark:
1. Emission Level = Meter Reading + Antenna Factor + Cable Loss – Pre-amplifier,
Margin= Emission Level - Limit
2. If peak below the average limit, the average emission was no test.
3. The amplitude of spurious emissions which are attenuated by more than 20dB below the permissible value has no need to be reported.

ANT1--802.11ac20

Polar (H/V)	Frequency (MHz)	Meter Reading (dBuV)	Pre-amplifier (dB)	Cable Loss (dB)	Antenna Factor (dB)	Emission Level (dBuV/m)	Limits (dBuV/m)	Margin (dB)	Detector Type
Low Channel:5180MHz									
V	10360	49.17	30.55	5.77	24.66	49.05	74.00	-24.95	PK
V	10360	35.05	30.55	5.77	24.66	34.93	54.00	-19.07	AV
V	15540	49.25	30.33	6.32	24.55	49.79	74.00	-24.21	PK
V	15540	41.29	30.33	6.32	24.55	41.83	54.00	-12.17	AV
V	20720	49.56	30.85	7.45	24.69	50.85	74.00	-23.15	PK
V	20720	39.37	30.85	7.45	24.69	40.66	54.00	-13.34	AV
H	10360	47.04	30.55	5.77	24.66	46.92	74.00	-27.08	PK
H	10360	38.70	30.55	5.77	24.66	38.58	54.00	-15.42	AV
H	15540	47.09	30.33	6.32	24.55	47.63	74.00	-26.37	PK
H	15540	40.00	30.33	6.32	24.55	40.54	54.00	-13.46	AV
H	20720	51.16	30.85	7.45	24.69	52.45	74.00	-21.55	PK
H	20720	41.74	30.85	7.45	24.69	43.03	54.00	-10.97	AV

Polar (H/V)	Frequency (MHz)	Meter Reading (dBuV)	Pre-amplifier (dB)	Cable Loss (dB)	Antenna Factor (dB)	Emission Level (dBuV/m)	Limits (dBuV/m)	Margin (dB)	Detector Type
Middle Channel:5200MHz									
V	10400	49.18	30.55	5.77	24.66	49.06	74.00	-24.94	PK
V	10400	35.34	30.55	5.77	24.66	35.22	54.00	-18.78	AV
V	15600	48.62	30.33	6.32	24.55	49.16	74.00	-24.84	PK
V	15600	41.18	30.33	6.32	24.55	41.72	54.00	-12.28	AV
V	20800	49.90	30.85	7.45	24.69	51.19	74.00	-22.81	PK
V	20800	40.50	30.85	7.45	24.69	41.79	54.00	-12.21	AV
H	10400	47.24	30.55	5.77	24.66	47.12	74.00	-26.88	PK
H	10400	39.02	30.55	5.77	24.66	38.90	54.00	-15.10	AV
H	15600	48.25	30.33	6.32	24.55	48.79	74.00	-25.21	PK
H	15600	39.23	30.33	6.32	24.55	39.77	54.00	-14.23	AV
H	20800	49.45	30.85	7.45	24.69	50.74	74.00	-23.26	PK
H	20800	40.03	30.85	7.45	24.69	41.32	54.00	-12.68	AV

Polar (H/V)	Frequency (MHz)	Meter Reading (dBuV)	Pre-amplifier (dB)	Cable Loss (dB)	Antenna Factor (dB)	Emission Level (dBuV/m)	Limits (dBuV/m)	Margin (dB)	Detector Type
High Channel:5240MHz									
V	10480	48.78	30.55	5.77	24.66	48.66	74.00	-25.34	PK
V	10480	34.59	30.55	5.77	24.66	34.47	54.00	-19.53	AV
V	15720	49.39	30.33	6.32	24.55	49.93	74.00	-24.07	PK
V	15720	39.16	30.33	6.32	24.55	39.70	54.00	-14.30	AV
V	20960	49.90	30.85	7.45	24.69	51.19	74.00	-22.81	PK
V	20960	38.81	30.85	7.45	24.69	40.10	54.00	-13.90	AV
H	10480	46.18	30.55	5.77	24.66	46.06	74.00	-27.94	PK
H	10480	38.45	30.55	5.77	24.66	38.33	54.00	-15.67	AV
H	15720	48.58	30.33	6.32	24.55	49.12	74.00	-24.88	PK
H	15720	41.56	30.33	6.32	24.55	42.10	54.00	-11.90	AV
H	20960	48.93	30.85	7.45	24.69	50.22	74.00	-23.78	PK
H	20960	41.08	30.85	7.45	24.69	42.37	54.00	-11.63	AV

Polar (H/V)	Frequency (MHz)	Meter Reading (dBuV)	Pre-amplifier (dB)	Cable Loss (dB)	Antenna Factor (dB)	Emission Level (dBuV/m)	Limits (dBuV/m)	Margin (dB)	Detector Type
High Channel:5745MHz									
V	11490	49.09	30.55	5.77	24.66	48.97	74.00	-25.03	PK
V	11490	34.59	30.55	5.77	24.66	34.47	54.00	-19.53	AV
V	17235	49.23	30.33	6.32	24.55	49.77	74.00	-24.23	PK
V	17235	40.77	30.33	6.32	24.55	41.31	54.00	-12.69	AV
V	22980	49.80	30.85	7.45	24.69	51.09	74.00	-22.91	PK
V	22980	41.76	30.85	7.45	24.69	43.05	54.00	-10.95	AV
H	11490	48.73	30.55	5.77	24.66	48.61	74.00	-25.39	PK
H	11490	39.10	30.55	5.77	24.66	38.98	54.00	-15.02	AV
H	17235	48.48	30.33	6.32	24.55	49.02	74.00	-24.98	PK
H	17235	39.07	30.33	6.32	24.55	39.61	54.00	-14.39	AV
H	22980	49.36	30.85	7.45	24.69	50.65	74.00	-23.35	PK
H	22980	41.21	30.85	7.45	24.69	42.50	54.00	-11.50	AV

Polar (H/V)	Frequency (MHz)	Meter Reading (dBuV)	Pre-amplifier (dB)	Cable Loss (dB)	Antenna Factor (dB)	Emission Level (dBuV/m)	Limits (dBuV/m)	Margin (dB)	Detector Type
High Channel:5785MHz									
V	11570	47.64	30.55	5.77	24.66	47.52	74.00	-26.48	PK
V	11570	33.83	30.55	5.77	24.66	33.71	54.00	-20.29	AV
V	17355	48.24	30.33	6.32	24.55	48.78	74.00	-25.22	PK
V	17355	40.33	30.33	6.32	24.55	40.87	54.00	-13.13	AV
V	23140	49.32	30.85	7.45	24.69	50.61	74.00	-23.39	PK
V	23140	40.57	30.85	7.45	24.69	41.86	54.00	-12.14	AV
H	11570	46.75	30.55	5.77	24.66	46.63	74.00	-27.37	PK
H	11570	39.07	30.55	5.77	24.66	38.95	54.00	-15.05	AV
H	17355	48.07	30.33	6.32	24.55	48.61	74.00	-25.39	PK
H	17355	40.06	30.33	6.32	24.55	40.60	54.00	-13.40	AV
H	23140	49.89	30.85	7.45	24.69	51.18	74.00	-22.82	PK
H	23140	39.14	30.85	7.45	24.69	40.43	54.00	-13.57	AV

Polar (H/V)	Frequency (MHz)	Meter Reading (dBuV)	Pre-amplifier (dB)	Cable Loss (dB)	Antenna Factor (dB)	Emission Level (dBuV/m)	Limits (dBuV/m)	Margin (dB)	Detector Type
High Channel:5825MHz									
V	11650	48.73	30.55	5.77	24.66	48.61	74.00	-25.39	PK
V	11650	34.61	30.55	5.77	24.66	34.49	54.00	-19.51	AV
V	17475	48.32	30.33	6.32	24.55	48.86	74.00	-25.14	PK
V	17475	39.52	30.33	6.32	24.55	40.06	54.00	-13.94	AV
V	23300	48.98	30.85	7.45	24.69	50.27	74.00	-23.73	PK
V	23300	41.43	30.85	7.45	24.69	42.72	54.00	-11.28	AV
H	11650	47.38	30.55	5.77	24.66	47.26	74.00	-26.74	PK
H	11650	39.23	30.55	5.77	24.66	39.11	54.00	-14.89	AV
H	17475	48.35	30.33	6.32	24.55	48.89	74.00	-25.11	PK
H	17475	40.13	30.33	6.32	24.55	40.67	54.00	-13.33	AV
H	23300	50.78	30.85	7.45	24.69	52.07	74.00	-21.93	PK
H	23300	40.28	30.85	7.45	24.69	41.57	54.00	-12.43	AV

ANT1-802.11ac40

Polar (H/V)	Frequency (MHz)	Meter Reading (dBuV)	Pre-amplifier (dB)	Cable Loss (dB)	Antenna Factor (dB)	Emission Level (dBuV/m)	Limits (dBuV/m)	Margin (dB)	Detector Type
Low Channel:5190MHz									
V	10360	48.76	30.55	5.77	24.66	48.64	74.00	-25.36	PK
V	10360	35.86	30.55	5.77	24.66	35.74	54.00	-18.26	AV
V	15540	47.94	30.33	6.32	24.55	48.48	74.00	-25.52	PK
V	15540	39.89	30.33	6.32	24.55	40.43	54.00	-13.57	AV
V	20720	50.13	30.85	7.45	24.69	51.42	74.00	-22.58	PK
V	20720	39.03	30.85	7.45	24.69	40.32	54.00	-13.68	AV
H	10360	48.13	30.55	5.77	24.66	48.01	74.00	-25.99	PK
H	10360	38.69	30.55	5.77	24.66	38.57	54.00	-15.43	AV
H	15540	48.13	30.33	6.32	24.55	48.67	74.00	-25.33	PK
H	15540	40.56	30.33	6.32	24.55	41.10	54.00	-12.90	AV
H	20720	48.80	30.85	7.45	24.69	50.09	74.00	-23.91	PK
H	20720	40.79	30.85	7.45	24.69	42.08	54.00	-11.92	AV

Polar (H/V)	Frequency (MHz)	Meter Reading (dBuV)	Pre-amplifier (dB)	Cable Loss (dB)	Antenna Factor (dB)	Emission Level (dBuV/m)	Limits (dBuV/m)	Margin (dB)	Detector Type
Middle Channel:5230MHz									
V	10460	47.52	30.55	5.77	24.66	47.40	74.00	-26.60	PK
V	10460	34.09	30.55	5.77	24.66	33.97	54.00	-20.03	AV
V	15690	49.01	30.33	6.32	24.55	49.55	74.00	-24.45	PK
V	15690	39.62	30.33	6.32	24.55	40.16	54.00	-13.84	AV
V	20920	51.01	30.85	7.45	24.69	52.30	74.00	-21.70	PK
V	20920	41.65	30.85	7.45	24.69	42.94	54.00	-11.06	AV
H	10460	46.37	30.55	5.77	24.66	46.25	74.00	-27.75	PK
H	10460	38.77	30.55	5.77	24.66	38.65	54.00	-15.35	AV
H	15690	48.61	30.33	6.32	24.55	49.15	74.00	-24.85	PK
H	15690	40.21	30.33	6.32	24.55	40.75	54.00	-13.25	AV
H	20920	50.13	30.85	7.45	24.69	51.42	74.00	-22.58	PK
H	20920	39.11	30.85	7.45	24.69	40.40	54.00	-13.60	AV

Polar (H/V)	Frequency (MHz)	Meter Reading (dBuV)	Pre-amplifier (dB)	Cable Loss (dB)	Antenna Factor (dB)	Emission Level (dBuV/m)	Limits (dBuV/m)	Margin (dB)	Detector Type
High Channel:5755MHz									
V	11510	48.59	30.55	5.77	24.66	48.47	74.00	-25.53	PK
V	11510	35.79	30.55	5.77	24.66	35.67	54.00	-18.33	AV
V	17265	49.33	30.33	6.32	24.55	49.87	74.00	-24.13	PK
V	17265	39.39	30.33	6.32	24.55	39.93	54.00	-14.07	AV
V	23020	49.07	30.85	7.45	24.69	50.36	74.00	-23.64	PK
V	23020	40.64	30.85	7.45	24.69	41.93	54.00	-12.07	AV
H	11510	46.77	30.55	5.77	24.66	46.65	74.00	-27.35	PK
H	11510	39.70	30.55	5.77	24.66	39.58	54.00	-14.42	AV
H	17265	47.29	30.33	6.32	24.55	47.83	74.00	-26.17	PK
H	17265	41.59	30.33	6.32	24.55	42.13	54.00	-11.87	AV
H	23020	49.23	30.85	7.45	24.69	50.52	74.00	-23.48	PK
H	23020	41.37	30.85	7.45	24.69	42.66	54.00	-11.34	AV

Polar (H/V)	Frequency	Meter Reading	Pre-amplifier	Cable Loss	Antenna Factor	Emission Level	Limits	Margin	Detector Type
	(MHz)	(dBuV)	(dB)	(dB)	(dB)	(dBuV/m)	(dBuV/m)	(dB)	
High Channel:5795MHz									
V	11510	49.50	30.55	5.77	24.66	49.38	74.00	-24.62	PK
V	11510	36.59	30.55	5.77	24.66	36.47	54.00	-17.53	AV
V	17265	49.71	30.33	6.32	24.55	50.25	74.00	-23.75	PK
V	17265	40.23	30.33	6.32	24.55	40.77	54.00	-13.23	AV
V	23020	50.27	30.85	7.45	24.69	51.56	74.00	-22.44	PK
V	23020	40.27	30.85	7.45	24.69	41.56	54.00	-12.44	AV
H	11510	46.20	30.55	5.77	24.66	46.08	74.00	-27.92	PK
H	11510	37.99	30.55	5.77	24.66	37.87	54.00	-16.13	AV
H	17265	48.57	30.33	6.32	24.55	49.11	74.00	-24.89	PK
H	17265	40.38	30.33	6.32	24.55	40.92	54.00	-13.08	AV
H	23020	51.44	30.85	7.45	24.69	52.73	74.00	-21.27	PK
H	23020	39.54	30.85	7.45	24.69	40.83	54.00	-13.17	AV

ANT1-802.11ac80

Polar (H/V)	Frequency	Meter Reading	Pre-amplifier	Cable Loss	Antenna Factor	Emission Level	Limits	Margin	Detector Type
	(MHz)	(dBuV)	(dB)	(dB)	(dB)	(dBuV/m)	(dBuV/m)	(dB)	
5210MHz									
V	10420	46.92	30.55	5.77	24.66	46.80	74.00	-27.20	PK
V	10420	33.85	30.55	5.77	24.66	33.73	54.00	-20.27	AV
V	15630	48.87	30.33	6.32	24.55	49.41	74.00	-24.59	PK
V	15630	39.69	30.33	6.32	24.55	40.23	54.00	-13.77	AV
V	20840	48.87	30.85	7.45	24.69	50.16	74.00	-23.84	PK
V	20840	41.25	30.85	7.45	24.69	42.54	54.00	-11.46	AV
H	10420	48.65	30.55	5.77	24.66	48.53	74.00	-25.47	PK
H	10420	39.78	30.55	5.77	24.66	39.66	54.00	-14.34	AV
H	15630	46.81	30.33	6.32	24.55	47.35	74.00	-26.65	PK
H	15630	38.81	30.33	6.32	24.55	39.35	54.00	-14.65	AV
H	20840	49.09	30.85	7.45	24.69	50.38	74.00	-23.62	PK
H	20840	39.93	30.85	7.45	24.69	41.22	54.00	-12.78	AV

Polar (H/V)	Frequency	Meter Reading	Pre-amplifier	Cable Loss	Antenna Factor	Emission Level	Limits	Margin	Detector Type
	(MHz)	(dBuV)	(dB)	(dB)	(dB)	(dBuV/m)	(dBuV/m)	(dB)	
High Channel:5775MHz									
V	11550	49.71	30.55	5.77	24.66	49.59	74.00	-24.41	PK
V	11550	35.85	30.55	5.77	24.66	35.73	54.00	-18.27	AV
V	17325	48.94	30.33	6.32	24.55	49.48	74.00	-24.52	PK
V	17325	39.95	30.33	6.32	24.55	40.49	54.00	-13.51	AV
V	23100	51.54	30.85	7.45	24.69	52.83	74.00	-21.17	PK
V	23100	39.99	30.85	7.45	24.69	41.28	54.00	-12.72	AV
H	11550	47.54	30.55	5.77	24.66	47.42	74.00	-26.58	PK
H	11550	39.61	30.55	5.77	24.66	39.49	54.00	-14.51	AV
H	17325	48.24	30.33	6.32	24.55	48.78	74.00	-25.22	PK
H	17325	41.24	30.33	6.32	24.55	41.78	54.00	-12.22	AV
H	23100	48.85	30.85	7.45	24.69	50.14	74.00	-23.86	PK
H	23100	39.95	30.85	7.45	24.69	41.24	54.00	-12.76	AV

ANT2-802.11a

Polar (H/V)	Frequency (MHz)	Meter Reading (dBuV)	Pre-amplifier (dB)	Cable Loss (dB)	Antenna Factor (dB)	Emission Level (dBuV/m)	Limits (dBuV/m)	Margin (dB)	Detector Type
Low Channel:5180MHz									
V	10360	46.81	30.55	5.77	24.66	46.69	74.00	-27.31	PK
V	10360	35.25	30.55	5.77	24.66	35.13	54.00	-18.87	AV
V	15540	48.72	30.33	6.32	24.55	49.26	74.00	-24.74	PK
V	15540	39.51	30.33	6.32	24.55	40.05	54.00	-13.95	AV
V	20720	50.68	30.85	7.45	24.69	51.97	74.00	-22.03	PK
V	20720	39.07	30.85	7.45	24.69	40.36	54.00	-13.64	AV
H	10360	46.02	30.55	5.77	24.66	45.90	74.00	-28.10	PK
H	10360	38.79	30.55	5.77	24.66	38.67	54.00	-15.33	AV
H	15540	46.78	30.33	6.32	24.55	47.32	74.00	-26.68	PK
H	15540	40.14	30.33	6.32	24.55	40.68	54.00	-13.32	AV
H	20720	51.43	30.85	7.45	24.69	52.72	74.00	-21.28	PK
H	20720	39.61	30.85	7.45	24.69	40.90	54.00	-13.10	AV

Polar (H/V)	Frequency (MHz)	Meter Reading (dBuV)	Pre-amplifier (dB)	Cable Loss (dB)	Antenna Factor (dB)	Emission Level (dBuV/m)	Limits (dBuV/m)	Margin (dB)	Detector Type
Middle Channel:5200MHz									
V	10400	47.24	30.55	5.77	24.66	47.12	74.00	-26.88	PK
V	10400	36.13	30.55	5.77	24.66	36.01	54.00	-17.99	AV
V	15600	48.30	30.33	6.32	24.55	48.84	74.00	-25.16	PK
V	15600	39.68	30.33	6.32	24.55	40.22	54.00	-13.78	AV
V	20800	48.94	30.85	7.45	24.69	50.23	74.00	-23.77	PK
V	20800	41.40	30.85	7.45	24.69	42.69	54.00	-11.31	AV
H	10400	46.29	30.55	5.77	24.66	46.17	74.00	-27.83	PK
H	10400	38.85	30.55	5.77	24.66	38.73	54.00	-15.27	AV
H	15600	48.01	30.33	6.32	24.55	48.55	74.00	-25.45	PK
H	15600	40.04	30.33	6.32	24.55	40.58	54.00	-13.42	AV
H	20800	49.69	30.85	7.45	24.69	50.98	74.00	-23.02	PK
H	20800	41.71	30.85	7.45	24.69	43.00	54.00	-11.00	AV

Polar (H/V)	Frequency (MHz)	Meter Reading (dBuV)	Pre-amplifier (dB)	Cable Loss (dB)	Antenna Factor (dB)	Emission Level (dBuV/m)	Limits (dBuV/m)	Margin (dB)	Detector Type
High Channel:5240MHz									
V	10480	48.76	30.55	5.77	24.66	48.64	74.00	-25.36	PK
V	10480	33.78	30.55	5.77	24.66	33.66	54.00	-20.34	AV
V	15720	48.26	30.33	6.32	24.55	48.80	74.00	-25.20	PK
V	15720	40.35	30.33	6.32	24.55	40.89	54.00	-13.11	AV
V	20960	49.39	30.85	7.45	24.69	50.68	74.00	-23.32	PK
V	20960	39.17	30.85	7.45	24.69	40.46	54.00	-13.54	AV
H	10480	48.44	30.55	5.77	24.66	48.32	74.00	-25.68	PK
H	10480	38.65	30.55	5.77	24.66	38.53	54.00	-15.47	AV
H	15720	47.14	30.33	6.32	24.55	47.68	74.00	-26.32	PK
H	15720	41.10	30.33	6.32	24.55	41.64	54.00	-12.36	AV
H	20960	49.01	30.85	7.45	24.69	50.30	74.00	-23.70	PK
H	20960	40.51	30.85	7.45	24.69	41.80	54.00	-12.20	AV

Polar (H/V)	Frequency (MHz)	Meter Reading (dBuV)	Pre-amplifier (dB)	Cable Loss (dB)	Antenna Factor (dB)	Emission Level (dBuV/m)	Limits (dBuV/m)	Margin (dB)	Detector Type
High Channel:5745MHz									
V	11490	47.90	30.55	5.77	24.66	47.78	74.00	-26.22	PK
V	11490	34.21	30.55	5.77	24.66	34.09	54.00	-19.91	AV
V	17235	48.68	30.33	6.32	24.55	49.22	74.00	-24.78	PK
V	17235	41.43	30.33	6.32	24.55	41.97	54.00	-12.03	AV
V	22980	51.21	30.85	7.45	24.69	52.50	74.00	-21.50	PK
V	22980	39.74	30.85	7.45	24.69	41.03	54.00	-12.97	AV
H	11490	47.10	30.55	5.77	24.66	46.98	74.00	-27.02	PK
H	11490	38.35	30.55	5.77	24.66	38.23	54.00	-15.77	AV
H	17235	46.95	30.33	6.32	24.55	47.49	74.00	-26.51	PK
H	17235	40.64	30.33	6.32	24.55	41.18	54.00	-12.82	AV
H	22980	49.51	30.85	7.45	24.69	50.80	74.00	-23.20	PK
H	22980	41.17	30.85	7.45	24.69	42.46	54.00	-11.54	AV

Polar (H/V)	Frequency (MHz)	Meter Reading (dBuV)	Pre-amplifier (dB)	Cable Loss (dB)	Antenna Factor (dB)	Emission Level (dBuV/m)	Limits (dBuV/m)	Margin (dB)	Detector Type
High Channel:5785MHz									
V	11570	48.83	30.55	5.77	24.66	48.71	74.00	-25.29	PK
V	11570	35.99	30.55	5.77	24.66	35.87	54.00	-18.13	AV
V	17355	49.04	30.33	6.32	24.55	49.58	74.00	-24.42	PK
V	17355	40.38	30.33	6.32	24.55	40.92	54.00	-13.08	AV
V	23140	50.96	30.85	7.45	24.69	52.25	74.00	-21.75	PK
V	23140	40.60	30.85	7.45	24.69	41.89	54.00	-12.11	AV
H	11570	46.49	30.55	5.77	24.66	46.37	74.00	-27.63	PK
H	11570	39.27	30.55	5.77	24.66	39.15	54.00	-14.85	AV
H	17355	48.33	30.33	6.32	24.55	48.87	74.00	-25.13	PK
H	17355	40.39	30.33	6.32	24.55	40.93	54.00	-13.07	AV
H	23140	49.79	30.85	7.45	24.69	51.08	74.00	-22.92	PK
H	23140	38.98	30.85	7.45	24.69	40.27	54.00	-13.73	AV

Polar (H/V)	Frequency (MHz)	Meter Reading (dBuV)	Pre-amplifier (dB)	Cable Loss (dB)	Antenna Factor (dB)	Emission Level (dBuV/m)	Limits (dBuV/m)	Margin (dB)	Detector Type
High Channel:5825MHz									
V	11650	48.60	30.55	5.77	24.66	48.48	74.00	-25.52	PK
V	11650	35.64	30.55	5.77	24.66	35.52	54.00	-18.48	AV
V	17475	48.21	30.33	6.32	24.55	48.75	74.00	-25.25	PK
V	17475	40.21	30.33	6.32	24.55	40.75	54.00	-13.25	AV
V	23300	48.93	30.85	7.45	24.69	50.22	74.00	-23.78	PK
V	23300	41.76	30.85	7.45	24.69	43.05	54.00	-10.95	AV
H	11650	48.52	30.55	5.77	24.66	48.40	74.00	-25.60	PK
H	11650	40.18	30.55	5.77	24.66	40.06	54.00	-13.94	AV
H	17475	48.55	30.33	6.32	24.55	49.09	74.00	-24.91	PK
H	17475	40.13	30.33	6.32	24.55	40.67	54.00	-13.33	AV
H	23300	50.55	30.85	7.45	24.69	51.84	74.00	-22.16	PK
H	23300	38.82	30.85	7.45	24.69	40.11	54.00	-13.89	AV

ANT2-802.11n20

Polar (H/V)	Frequency (MHz)	Meter Reading (dBuV)	Pre-amplifier (dB)	Cable Loss (dB)	Antenna Factor (dB)	Emission Level (dBuV/m)	Limits (dBuV/m)	Margin (dB)	Detector Type
Low Channel:5180MHz									
V	10360	49.26	30.55	5.77	24.66	49.14	74.00	-24.86	PK
V	10360	35.13	30.55	5.77	24.66	35.01	54.00	-18.99	AV
V	15540	49.12	30.33	6.32	24.55	49.66	74.00	-24.34	PK
V	15540	40.91	30.33	6.32	24.55	41.45	54.00	-12.55	AV
V	20720	50.99	30.85	7.45	24.69	52.28	74.00	-21.72	PK
V	20720	40.66	30.85	7.45	24.69	41.95	54.00	-12.05	AV
H	10360	47.09	30.55	5.77	24.66	46.97	74.00	-27.03	PK
H	10360	40.06	30.55	5.77	24.66	39.94	54.00	-14.06	AV
H	15540	48.13	30.33	6.32	24.55	48.67	74.00	-25.33	PK
H	15540	41.64	30.33	6.32	24.55	42.18	54.00	-11.82	AV
H	20720	51.73	30.85	7.45	24.69	53.02	74.00	-20.98	PK
H	20720	40.92	30.85	7.45	24.69	42.21	54.00	-11.79	AV

Polar (H/V)	Frequency (MHz)	Meter Reading (dBuV)	Pre-amplifier (dB)	Cable Loss (dB)	Antenna Factor (dB)	Emission Level (dBuV/m)	Limits (dBuV/m)	Margin (dB)	Detector Type
Middle Channel:5200MHz									
V	10400	48.43	30.55	5.77	24.66	48.31	74.00	-25.69	PK
V	10400	36.10	30.55	5.77	24.66	35.98	54.00	-18.02	AV
V	15600	48.66	30.33	6.32	24.55	49.20	74.00	-24.80	PK
V	15600	39.10	30.33	6.32	24.55	39.64	54.00	-14.36	AV
V	20800	50.85	30.85	7.45	24.69	52.14	74.00	-21.86	PK
V	20800	41.07	30.85	7.45	24.69	42.36	54.00	-11.64	AV
H	10400	47.60	30.55	5.77	24.66	47.48	74.00	-26.52	PK
H	10400	39.80	30.55	5.77	24.66	39.68	54.00	-14.32	AV
H	15600	46.89	30.33	6.32	24.55	47.43	74.00	-26.57	PK
H	15600	39.71	30.33	6.32	24.55	40.25	54.00	-13.75	AV
H	20800	50.49	30.85	7.45	24.69	51.78	74.00	-22.22	PK
H	20800	40.88	30.85	7.45	24.69	42.17	54.00	-11.83	AV

Polar (H/V)	Frequency (MHz)	Meter Reading (dBuV)	Pre-amplifier (dB)	Cable Loss (dB)	Antenna Factor (dB)	Emission Level (dBuV/m)	Limits (dBuV/m)	Margin (dB)	Detector Type
High Channel:5240MHz									
V	10480	47.10	30.55	5.77	24.66	46.98	74.00	-27.02	PK
V	10480	34.75	30.55	5.77	24.66	34.63	54.00	-19.37	AV
V	15720	48.03	30.33	6.32	24.55	48.57	74.00	-25.43	PK
V	15720	40.97	30.33	6.32	24.55	41.51	54.00	-12.49	AV
V	20960	49.73	30.85	7.45	24.69	51.02	74.00	-22.98	PK
V	20960	40.31	30.85	7.45	24.69	41.60	54.00	-12.40	AV
H	10480	48.44	30.55	5.77	24.66	48.32	74.00	-25.68	PK
H	10480	40.33	30.55	5.77	24.66	40.21	54.00	-13.79	AV
H	15720	48.13	30.33	6.32	24.55	48.67	74.00	-25.33	PK
H	15720	40.24	30.33	6.32	24.55	40.78	54.00	-13.22	AV
H	20960	49.92	30.85	7.45	24.69	51.21	74.00	-22.79	PK
H	20960	41.61	30.85	7.45	24.69	42.90	54.00	-11.10	AV

Polar (H/V)	Frequency (MHz)	Meter Reading (dBuV)	Pre-amplifier (dB)	Cable Loss (dB)	Antenna Factor (dB)	Emission Level (dBuV/m)	Limits (dBuV/m)	Margin (dB)	Detector Type
High Channel:5745MHz									
V	11490	49.41	30.55	5.77	24.66	49.29	74.00	-24.71	PK
V	11490	33.94	30.55	5.77	24.66	33.82	54.00	-20.18	AV
V	17235	49.55	30.33	6.32	24.55	50.09	74.00	-23.91	PK
V	17235	38.89	30.33	6.32	24.55	39.43	54.00	-14.57	AV
V	22980	51.56	30.85	7.45	24.69	52.85	74.00	-21.15	PK
V	22980	39.06	30.85	7.45	24.69	40.35	54.00	-13.65	AV
H	11490	46.03	30.55	5.77	24.66	45.91	74.00	-28.09	PK
H	11490	39.54	30.55	5.77	24.66	39.42	54.00	-14.58	AV
H	17235	47.45	30.33	6.32	24.55	47.99	74.00	-26.01	PK
H	17235	40.21	30.33	6.32	24.55	40.75	54.00	-13.25	AV
H	22980	49.78	30.85	7.45	24.69	51.07	74.00	-22.93	PK
H	22980	40.89	30.85	7.45	24.69	42.18	54.00	-11.82	AV

Polar (H/V)	Frequency (MHz)	Meter Reading (dBuV)	Pre-amplifier (dB)	Cable Loss (dB)	Antenna Factor (dB)	Emission Level (dBuV/m)	Limits (dBuV/m)	Margin (dB)	Detector Type
High Channel:5785MHz									
V	11570	49.47	30.55	5.77	24.66	49.35	74.00	-24.65	PK
V	11570	36.12	30.55	5.77	24.66	36.00	54.00	-18.00	AV
V	17355	49.61	30.33	6.32	24.55	50.15	74.00	-23.85	PK
V	17355	39.80	30.33	6.32	24.55	40.34	54.00	-13.66	AV
V	23140	50.00	30.85	7.45	24.69	51.29	74.00	-22.71	PK
V	23140	40.41	30.85	7.45	24.69	41.70	54.00	-12.30	AV
H	11570	46.72	30.55	5.77	24.66	46.60	74.00	-27.40	PK
H	11570	38.27	30.55	5.77	24.66	38.15	54.00	-15.85	AV
H	17355	48.30	30.33	6.32	24.55	48.84	74.00	-25.16	PK
H	17355	40.10	30.33	6.32	24.55	40.64	54.00	-13.36	AV
H	23140	49.52	30.85	7.45	24.69	50.81	74.00	-23.19	PK
H	23140	38.83	30.85	7.45	24.69	40.12	54.00	-13.88	AV

Polar (H/V)	Frequency (MHz)	Meter Reading (dBuV)	Pre-amplifier (dB)	Cable Loss (dB)	Antenna Factor (dB)	Emission Level (dBuV/m)	Limits (dBuV/m)	Margin (dB)	Detector Type
High Channel:5825MHz									
V	11650	48.29	30.55	5.77	24.66	48.17	74.00	-25.83	PK
V	11650	35.40	30.55	5.77	24.66	35.28	54.00	-18.72	AV
V	17475	48.30	30.33	6.32	24.55	48.84	74.00	-25.16	PK
V	17475	38.95	30.33	6.32	24.55	39.49	54.00	-14.51	AV
V	23300	50.30	30.85	7.45	24.69	51.59	74.00	-22.41	PK
V	23300	39.49	30.85	7.45	24.69	40.78	54.00	-13.22	AV
H	11650	47.96	30.55	5.77	24.66	47.84	74.00	-26.16	PK
H	11650	39.43	30.55	5.77	24.66	39.31	54.00	-14.69	AV
H	17475	48.74	30.33	6.32	24.55	49.28	74.00	-24.72	PK
H	17475	40.05	30.33	6.32	24.55	40.59	54.00	-13.41	AV
H	23300	49.69	30.85	7.45	24.69	50.98	74.00	-23.02	PK
H	23300	40.84	30.85	7.45	24.69	42.13	54.00	-11.87	AV

ANT2-802.11n40

Polar (H/V)	Frequency (MHz)	Meter Reading (dBuV)	Pre-amplifier (dB)	Cable Loss (dB)	Antenna Factor (dB)	Emission Level (dBuV/m)	Limits (dBuV/m)	Margin (dB)	Detector Type
Low Channel:5190MHz									
V	10360	48.06	30.55	5.77	24.66	47.94	74.00	-26.06	PK
V	10360	35.00	30.55	5.77	24.66	34.88	54.00	-19.12	AV
V	15540	49.69	30.33	6.32	24.55	50.23	74.00	-23.77	PK
V	15540	39.24	30.33	6.32	24.55	39.78	54.00	-14.22	AV
V	20720	50.00	30.85	7.45	24.69	51.29	74.00	-22.71	PK
V	20720	40.12	30.85	7.45	24.69	41.41	54.00	-12.59	AV
H	10360	47.61	30.55	5.77	24.66	47.49	74.00	-26.51	PK
H	10360	39.42	30.55	5.77	24.66	39.30	54.00	-14.70	AV
H	15540	47.68	30.33	6.32	24.55	48.22	74.00	-25.78	PK
H	15540	39.87	30.33	6.32	24.55	40.41	54.00	-13.59	AV
H	20720	49.91	30.85	7.45	24.69	51.20	74.00	-22.80	PK
H	20720	40.47	30.85	7.45	24.69	41.76	54.00	-12.24	AV

Polar (H/V)	Frequency (MHz)	Meter Reading (dBuV)	Pre-amplifier (dB)	Cable Loss (dB)	Antenna Factor (dB)	Emission Level (dBuV/m)	Limits (dBuV/m)	Margin (dB)	Detector Type
Middle Channel:5230MHz									
V	10460	48.07	30.55	5.77	24.66	47.95	74.00	-26.05	PK
V	10460	34.43	30.55	5.77	24.66	34.31	54.00	-19.69	AV
V	15690	48.42	30.33	6.32	24.55	48.96	74.00	-25.04	PK
V	15690	40.12	30.33	6.32	24.55	40.66	54.00	-13.34	AV
V	20920	50.74	30.85	7.45	24.69	52.03	74.00	-21.97	PK
V	20920	40.11	30.85	7.45	24.69	41.40	54.00	-12.60	AV
H	10460	48.38	30.55	5.77	24.66	48.26	74.00	-25.74	PK
H	10460	39.86	30.55	5.77	24.66	39.74	54.00	-14.26	AV
H	15690	47.60	30.33	6.32	24.55	48.14	74.00	-25.86	PK
H	15690	38.76	30.33	6.32	24.55	39.30	54.00	-14.70	AV
H	20920	50.60	30.85	7.45	24.69	51.89	74.00	-22.11	PK
H	20920	40.70	30.85	7.45	24.69	41.99	54.00	-12.01	AV

Polar (H/V)	Frequency (MHz)	Meter Reading (dBuV)	Pre-amplifier (dB)	Cable Loss (dB)	Antenna Factor (dB)	Emission Level (dBuV/m)	Limits (dBuV/m)	Margin (dB)	Detector Type
High Channel:5755MHz									
V	11510	48.72	30.55	5.77	24.66	48.60	74.00	-25.40	PK
V	11510	34.81	30.55	5.77	24.66	34.69	54.00	-19.31	AV
V	17265	49.63	30.33	6.32	24.55	50.17	74.00	-23.83	PK
V	17265	39.93	30.33	6.32	24.55	40.47	54.00	-13.53	AV
V	23020	49.88	30.85	7.45	24.69	51.17	74.00	-22.83	PK
V	23020	40.08	30.85	7.45	24.69	41.37	54.00	-12.63	AV
H	11510	48.19	30.55	5.77	24.66	48.07	74.00	-25.93	PK
H	11510	39.86	30.55	5.77	24.66	39.74	54.00	-14.26	AV
H	17265	46.95	30.33	6.32	24.55	47.49	74.00	-26.51	PK
H	17265	41.51	30.33	6.32	24.55	42.05	54.00	-11.95	AV
H	23020	49.32	30.85	7.45	24.69	50.61	74.00	-23.39	PK
H	23020	40.19	30.85	7.45	24.69	41.48	54.00	-12.52	AV

Polar (H/V)	Frequency (MHz)	Meter Reading (dBuV)	Pre-amplifier (dB)	Cable Loss (dB)	Antenna Factor (dB)	Emission Level (dBuV/m)	Limits (dBuV/m)	Margin (dB)	Detector Type
High Channel:5795MHz									
V	11590	47.52	30.55	5.77	24.66	47.40	74.00	-26.60	PK
V	11590	36.69	30.55	5.77	24.66	36.57	54.00	-17.43	AV
V	17385	48.96	30.33	6.32	24.55	49.50	74.00	-24.50	PK
V	17385	40.40	30.33	6.32	24.55	40.94	54.00	-13.06	AV
V	23180	49.74	30.85	7.45	24.69	51.03	74.00	-22.97	PK
V	23180	40.66	30.85	7.45	24.69	41.95	54.00	-12.05	AV
H	11590	48.20	30.55	5.77	24.66	48.08	74.00	-25.92	PK
H	11590	38.18	30.55	5.77	24.66	38.06	54.00	-15.94	AV
H	17385	48.43	30.33	6.32	24.55	48.97	74.00	-25.03	PK
H	17385	39.72	30.33	6.32	24.55	40.26	54.00	-13.74	AV
H	23180	50.85	30.85	7.45	24.69	52.14	74.00	-21.86	PK
H	23180	39.11	30.85	7.45	24.69	40.40	54.00	-13.60	AV

Remark:
1. Emission Level = Meter Reading + Antenna Factor + Cable Loss – Pre-amplifier,
Margin= Emission Level - Limit
2. If peak below the average limit, the average emission was no test.
3. The amplitude of spurious emissions which are attenuated by more than 20dB below the permissible value has no need to be reported.

ANT2--802.11ac20

Polar (H/V)	Frequency (MHz)	Meter Reading (dBuV)	Pre-amplifier (dB)	Cable Loss (dB)	Antenna Factor (dB)	Emission Level (dBuV/m)	Limits (dBuV/m)	Margin (dB)	Detector Type
Low Channel:5180MHz									
V	10360	49.51	30.55	5.77	24.66	49.39	74.00	-24.61	PK
V	10360	36.29	30.55	5.77	24.66	36.17	54.00	-17.83	AV
V	15540	47.96	30.33	6.32	24.55	48.50	74.00	-25.50	PK
V	15540	40.50	30.33	6.32	24.55	41.04	54.00	-12.96	AV
V	20720	51.68	30.85	7.45	24.69	52.97	74.00	-21.03	PK
V	20720	38.98	30.85	7.45	24.69	40.27	54.00	-13.73	AV
H	10360	46.02	30.55	5.77	24.66	45.90	74.00	-28.10	PK
H	10360	40.04	30.55	5.77	24.66	39.92	54.00	-14.08	AV
H	15540	47.07	30.33	6.32	24.55	47.61	74.00	-26.39	PK
H	15540	39.04	30.33	6.32	24.55	39.58	54.00	-14.42	AV
H	20720	50.33	30.85	7.45	24.69	51.62	74.00	-22.38	PK
H	20720	40.07	30.85	7.45	24.69	41.36	54.00	-12.64	AV

Polar (H/V)	Frequency (MHz)	Meter Reading (dBuV)	Pre-amplifier (dB)	Cable Loss (dB)	Antenna Factor (dB)	Emission Level (dBuV/m)	Limits (dBuV/m)	Margin (dB)	Detector Type
Middle Channel:5200MHz									
V	10400	49.66	30.55	5.77	24.66	49.54	74.00	-24.46	PK
V	10400	34.52	30.55	5.77	24.66	34.40	54.00	-19.60	AV
V	15600	47.79	30.33	6.32	24.55	48.33	74.00	-25.67	PK
V	15600	41.41	30.33	6.32	24.55	41.95	54.00	-12.05	AV

V	20800	51.71	30.85	7.45	24.69	53.00	74.00	-21.00	PK
V	20800	40.99	30.85	7.45	24.69	42.28	54.00	-11.72	AV
H	10400	47.48	30.55	5.77	24.66	47.36	74.00	-26.64	PK
H	10400	39.93	30.55	5.77	24.66	39.81	54.00	-14.19	AV
H	15600	48.11	30.33	6.32	24.55	48.65	74.00	-25.35	PK
H	15600	40.07	30.33	6.32	24.55	40.61	54.00	-13.39	AV
H	20800	50.24	30.85	7.45	24.69	51.53	74.00	-22.47	PK
H	20800	39.60	30.85	7.45	24.69	40.89	54.00	-13.11	AV

Polar (H/V)	Frequency (MHz)	Meter Reading (dBuV)	Pre-amplifier (dB)	Cable Loss (dB)	Antenna Factor (dB)	Emission Level (dBuV/m)	Limits (dBuV/m)	Margin (dB)	Detector Type
High Channel:5240MHz									
V	10480	48.55	30.55	5.77	24.66	48.43	74.00	-25.57	PK
V	10480	34.42	30.55	5.77	24.66	34.30	54.00	-19.70	AV
V	15720	49.71	30.33	6.32	24.55	50.25	74.00	-23.75	PK
V	15720	39.65	30.33	6.32	24.55	40.19	54.00	-13.81	AV
V	20960	49.12	30.85	7.45	24.69	50.41	74.00	-23.59	PK
V	20960	40.43	30.85	7.45	24.69	41.72	54.00	-12.28	AV
H	10480	48.69	30.55	5.77	24.66	48.57	74.00	-25.43	PK
H	10480	38.77	30.55	5.77	24.66	38.65	54.00	-15.35	AV
H	15720	48.56	30.33	6.32	24.55	49.10	74.00	-24.90	PK
H	15720	39.58	30.33	6.32	24.55	40.12	54.00	-13.88	AV
H	20960	49.02	30.85	7.45	24.69	50.31	74.00	-23.69	PK
H	20960	41.18	30.85	7.45	24.69	42.47	54.00	-11.53	AV

Polar (H/V)	Frequency (MHz)	Meter Reading (dBuV)	Pre-amplifier (dB)	Cable Loss (dB)	Antenna Factor (dB)	Emission Level (dBuV/m)	Limits (dBuV/m)	Margin (dB)	Detector Type
High Channel:5745MHz									
V	11490	47.37	30.55	5.77	24.66	47.25	74.00	-26.75	PK
V	11490	34.05	30.55	5.77	24.66	33.93	54.00	-20.07	AV
V	17235	48.65	30.33	6.32	24.55	49.19	74.00	-24.81	PK
V	17235	39.43	30.33	6.32	24.55	39.97	54.00	-14.03	AV
V	22980	50.31	30.85	7.45	24.69	51.60	74.00	-22.40	PK
V	22980	40.22	30.85	7.45	24.69	41.51	54.00	-12.49	AV
H	11490	47.04	30.55	5.77	24.66	46.92	74.00	-27.08	PK
H	11490	39.98	30.55	5.77	24.66	39.86	54.00	-14.14	AV
H	17235	48.34	30.33	6.32	24.55	48.88	74.00	-25.12	PK
H	17235	40.33	30.33	6.32	24.55	40.87	54.00	-13.13	AV
H	22980	51.69	30.85	7.45	24.69	52.98	74.00	-21.02	PK
H	22980	39.21	30.85	7.45	24.69	40.50	54.00	-13.50	AV

Polar (H/V)	Frequency (MHz)	Meter Reading (dBuV)	Pre-amplifier (dB)	Cable Loss (dB)	Antenna Factor (dB)	Emission Level (dBuV/m)	Limits (dBuV/m)	Margin (dB)	Detector Type
High Channel:5785MHz									
V	11570	47.81	30.55	5.77	24.66	47.69	74.00	-26.31	PK
V	11570	35.98	30.55	5.77	24.66	35.86	54.00	-18.14	AV
V	17355	49.34	30.33	6.32	24.55	49.88	74.00	-24.12	PK

V	17355	40.83	30.33	6.32	24.55	41.37	54.00	-12.63	AV
V	23140	51.03	30.85	7.45	24.69	52.32	74.00	-21.68	PK
V	23140	39.21	30.85	7.45	24.69	40.50	54.00	-13.50	AV
H	11570	47.50	30.55	5.77	24.66	47.38	74.00	-26.62	PK
H	11570	39.58	30.55	5.77	24.66	39.46	54.00	-14.54	AV
H	17355	46.82	30.33	6.32	24.55	47.36	74.00	-26.64	PK
H	17355	41.68	30.33	6.32	24.55	42.22	54.00	-11.78	AV
H	23140	50.86	30.85	7.45	24.69	52.15	74.00	-21.85	PK
H	23140	39.08	30.85	7.45	24.69	40.37	54.00	-13.63	AV

Polar (H/V)	Frequency (MHz)	Meter Reading (dBuV)	Pre-amplifier (dB)	Cable Loss (dB)	Antenna Factor (dB)	Emission Level (dBuV/m)	Limits (dBuV/m)	Margin (dB)	Detector Type
High Channel:5825MHz									
V	11650	48.49	30.55	5.77	24.66	48.37	74.00	-25.63	PK
V	11650	36.24	30.55	5.77	24.66	36.12	54.00	-17.88	AV
V	17475	48.60	30.33	6.32	24.55	49.14	74.00	-24.86	PK
V	17475	39.99	30.33	6.32	24.55	40.53	54.00	-13.47	AV
V	23300	51.30	30.85	7.45	24.69	52.59	74.00	-21.41	PK
V	23300	40.08	30.85	7.45	24.69	41.37	54.00	-12.63	AV
H	11650	48.71	30.55	5.77	24.66	48.59	74.00	-25.41	PK
H	11650	40.00	30.55	5.77	24.66	39.88	54.00	-14.12	AV
H	17475	48.34	30.33	6.32	24.55	48.88	74.00	-25.12	PK
H	17475	41.23	30.33	6.32	24.55	41.77	54.00	-12.23	AV
H	23300	48.96	30.85	7.45	24.69	50.25	74.00	-23.75	PK
H	23300	39.62	30.85	7.45	24.69	40.91	54.00	-13.09	AV

ANT2-802.11ac40

Polar (H/V)	Frequency (MHz)	Meter Reading (dBuV)	Pre-amplifier (dB)	Cable Loss (dB)	Antenna Factor (dB)	Emission Level (dBuV/m)	Limits (dBuV/m)	Margin (dB)	Detector Type
Low Channel:5190MHz									
V	10360	49.16	30.55	5.77	24.66	49.04	74.00	-24.96	PK
V	10360	34.79	30.55	5.77	24.66	34.67	54.00	-19.33	AV
V	15540	48.57	30.33	6.32	24.55	49.11	74.00	-24.89	PK
V	15540	38.94	30.33	6.32	24.55	39.48	54.00	-14.52	AV
V	20720	49.76	30.85	7.45	24.69	51.05	74.00	-22.95	PK
V	20720	39.78	30.85	7.45	24.69	41.07	54.00	-12.93	AV
H	10360	47.26	30.55	5.77	24.66	47.14	74.00	-26.86	PK
H	10360	39.19	30.55	5.77	24.66	39.07	54.00	-14.93	AV
H	15540	48.41	30.33	6.32	24.55	48.95	74.00	-25.05	PK
H	15540	41.41	30.33	6.32	24.55	41.95	54.00	-12.05	AV
H	20720	50.99	30.85	7.45	24.69	52.28	74.00	-21.72	PK
H	20720	39.47	30.85	7.45	24.69	40.76	54.00	-13.24	AV

Polar (H/V)	Frequency (MHz)	Meter Reading (dBuV)	Pre-amplifier (dB)	Cable Loss (dB)	Antenna Factor (dB)	Emission Level (dBuV/m)	Limits (dBuV/m)	Margin (dB)	Detector Type
Middle Channel:5230MHz									
V	10460	47.07	30.55	5.77	24.66	46.95	74.00	-27.05	PK
V	10460	34.38	30.55	5.77	24.66	34.26	54.00	-19.74	AV

V	15690	49.08	30.33	6.32	24.55	49.62	74.00	-24.38	PK
V	15690	41.00	30.33	6.32	24.55	41.54	54.00	-12.46	AV
V	20920	51.26	30.85	7.45	24.69	52.55	74.00	-21.45	PK
V	20920	41.57	30.85	7.45	24.69	42.86	54.00	-11.14	AV
H	10460	47.11	30.55	5.77	24.66	46.99	74.00	-27.01	PK
H	10460	39.17	30.55	5.77	24.66	39.05	54.00	-14.95	AV
H	15690	46.96	30.33	6.32	24.55	47.50	74.00	-26.50	PK
H	15690	41.46	30.33	6.32	24.55	42.00	54.00	-12.00	AV
H	20920	50.55	30.85	7.45	24.69	51.84	74.00	-22.16	PK
H	20920	39.38	30.85	7.45	24.69	40.67	54.00	-13.33	AV

Polar (H/V)	Frequency (MHz)	Meter Reading (dBuV)	Pre-amplifier (dB)	Cable Loss (dB)	Antenna Factor (dB)	Emission Level (dBuV/m)	Limits (dBuV/m)	Margin (dB)	Detector Type
High Channel:5755MHz									
V	11510	49.70	30.55	5.77	24.66	49.58	74.00	-24.42	PK
V	11510	36.40	30.55	5.77	24.66	36.28	54.00	-17.72	AV
V	17265	48.15	30.33	6.32	24.55	48.69	74.00	-25.31	PK
V	17265	39.06	30.33	6.32	24.55	39.60	54.00	-14.40	AV
V	23020	51.50	30.85	7.45	24.69	52.79	74.00	-21.21	PK
V	23020	40.26	30.85	7.45	24.69	41.55	54.00	-12.45	AV
H	11510	48.68	30.55	5.77	24.66	48.56	74.00	-25.44	PK
H	11510	39.84	30.55	5.77	24.66	39.72	54.00	-14.28	AV
H	17265	48.54	30.33	6.32	24.55	49.08	74.00	-24.92	PK
H	17265	40.45	30.33	6.32	24.55	40.99	54.00	-13.01	AV
H	23020	50.97	30.85	7.45	24.69	52.26	74.00	-21.74	PK
H	23020	40.85	30.85	7.45	24.69	42.14	54.00	-11.86	AV

Polar (H/V)	Frequency (MHz)	Meter Reading (dBuV)	Pre-amplifier (dB)	Cable Loss (dB)	Antenna Factor (dB)	Emission Level (dBuV/m)	Limits (dBuV/m)	Margin (dB)	Detector Type
High Channel:5795MHz									
V	11510	48.99	30.55	5.77	24.66	48.87	74.00	-25.13	PK
V	11510	36.06	30.55	5.77	24.66	35.94	54.00	-18.06	AV
V	17265	49.46	30.33	6.32	24.55	50.00	74.00	-24.00	PK
V	17265	39.64	30.33	6.32	24.55	40.18	54.00	-13.82	AV
V	23020	50.10	30.85	7.45	24.69	51.39	74.00	-22.61	PK
V	23020	39.54	30.85	7.45	24.69	40.83	54.00	-13.17	AV
H	11510	46.77	30.55	5.77	24.66	46.65	74.00	-27.35	PK
H	11510	39.81	30.55	5.77	24.66	39.69	54.00	-14.31	AV
H	17265	47.23	30.33	6.32	24.55	47.77	74.00	-26.23	PK
H	17265	41.12	30.33	6.32	24.55	41.66	54.00	-12.34	AV
H	23020	49.02	30.85	7.45	24.69	50.31	74.00	-23.69	PK
H	23020	40.01	30.85	7.45	24.69	41.30	54.00	-12.70	AV

ANT2-802.11ac80

Polar (H/V)	Frequency (MHz)	Meter Reading (dBuV)	Pre-amplifier (dB)	Cable Loss (dB)	Antenna Factor (dB)	Emission Level (dBuV/m)	Limits (dBuV/m)	Margin (dB)	Detector Type
5210MHz									
V	10420	49.55	30.55	5.77	24.66	49.43	74.00	-24.57	PK
V	10420	36.34	30.55	5.77	24.66	36.22	54.00	-17.78	AV
V	15630	49.31	30.33	6.32	24.55	49.85	74.00	-24.15	PK
V	15630	39.29	30.33	6.32	24.55	39.83	54.00	-14.17	AV
V	20840	48.84	30.85	7.45	24.69	50.13	74.00	-23.87	PK
V	20840	41.27	30.85	7.45	24.69	42.56	54.00	-11.44	AV
H	10420	48.15	30.55	5.77	24.66	48.03	74.00	-25.97	PK
H	10420	40.46	30.55	5.77	24.66	40.34	54.00	-13.66	AV
H	15630	48.39	30.33	6.32	24.55	48.93	74.00	-25.07	PK
H	15630	39.95	30.33	6.32	24.55	40.49	54.00	-13.51	AV
H	20840	50.15	30.85	7.45	24.69	51.44	74.00	-22.56	PK
H	20840	39.20	30.85	7.45	24.69	40.49	54.00	-13.51	AV

Polar (H/V)	Frequency (MHz)	Meter Reading (dBuV)	Pre-amplifier (dB)	Cable Loss (dB)	Antenna Factor (dB)	Emission Level (dBuV/m)	Limits (dBuV/m)	Margin (dB)	Detector Type
High Channel:5775MHz									
V	11550	46.91	30.55	5.77	24.66	46.79	74.00	-27.21	PK
V	11550	35.73	30.55	5.77	24.66	35.61	54.00	-18.39	AV
V	17325	47.87	30.33	6.32	24.55	48.41	74.00	-25.59	PK
V	17325	40.36	30.33	6.32	24.55	40.90	54.00	-13.10	AV
V	23100	49.33	30.85	7.45	24.69	50.62	74.00	-23.38	PK
V	23100	39.84	30.85	7.45	24.69	41.13	54.00	-12.87	AV
H	11550	48.01	30.55	5.77	24.66	47.89	74.00	-26.11	PK
H	11550	39.57	30.55	5.77	24.66	39.45	54.00	-14.55	AV
H	17325	48.44	30.33	6.32	24.55	48.98	74.00	-25.02	PK
H	17325	40.69	30.33	6.32	24.55	41.23	54.00	-12.77	AV
H	23100	50.45	30.85	7.45	24.69	51.74	74.00	-22.26	PK
H	23100	40.53	30.85	7.45	24.69	41.82	54.00	-12.18	AV

MIMO-802.11n20

Polar (H/V)	Frequency (MHz)	Meter Reading (dBuV)	Pre-amplifier (dB)	Cable Loss (dB)	Antenna Factor (dB)	Emission Level (dBuV/m)	Limits (dBuV/m)	Margin (dB)	Detector Type
Low Channel:5180MHz									
V	10360	48.44	30.55	5.77	24.66	48.32	74.00	-25.68	PK
V	10360	36.34	30.55	5.77	24.66	36.22	54.00	-17.78	AV
V	15540	49.41	30.33	6.32	24.55	49.95	74.00	-24.05	PK
V	15540	39.61	30.33	6.32	24.55	40.15	54.00	-13.85	AV
V	20720	49.48	30.85	7.45	24.69	50.77	74.00	-23.23	PK
V	20720	41.05	30.85	7.45	24.69	42.34	54.00	-11.66	AV
H	10360	47.63	30.55	5.77	24.66	47.51	74.00	-26.49	PK
H	10360	39.91	30.55	5.77	24.66	39.79	54.00	-14.21	AV
H	15540	48.11	30.33	6.32	24.55	48.65	74.00	-25.35	PK
H	15540	39.05	30.33	6.32	24.55	39.59	54.00	-14.41	AV
H	20720	49.04	30.85	7.45	24.69	50.33	74.00	-23.67	PK
H	20720	41.42	30.85	7.45	24.69	42.71	54.00	-11.29	AV

Polar (H/V)	Frequency (MHz)	Meter Reading (dBuV)	Pre-amplifier (dB)	Cable Loss (dB)	Antenna Factor (dB)	Emission Level (dBuV/m)	Limits (dBuV/m)	Margin (dB)	Detector Type
Middle Channel:5200MHz									
V	10400	47.84	30.55	5.77	24.66	47.72	74.00	-26.28	PK
V	10400	34.39	30.55	5.77	24.66	34.27	54.00	-19.73	AV
V	15600	49.28	30.33	6.32	24.55	49.82	74.00	-24.18	PK
V	15600	39.45	30.33	6.32	24.55	39.99	54.00	-14.01	AV
V	20800	50.11	30.85	7.45	24.69	51.40	74.00	-22.60	PK
V	20800	41.17	30.85	7.45	24.69	42.46	54.00	-11.54	AV
H	10400	47.40	30.55	5.77	24.66	47.28	74.00	-26.72	PK
H	10400	39.02	30.55	5.77	24.66	38.90	54.00	-15.10	AV
H	15600	47.41	30.33	6.32	24.55	47.95	74.00	-26.05	PK
H	15600	39.83	30.33	6.32	24.55	40.37	54.00	-13.63	AV
H	20800	50.80	30.85	7.45	24.69	52.09	74.00	-21.91	PK
H	20800	40.14	30.85	7.45	24.69	41.43	54.00	-12.57	AV

Polar (H/V)	Frequency (MHz)	Meter Reading (dBuV)	Pre-amplifier (dB)	Cable Loss (dB)	Antenna Factor (dB)	Emission Level (dBuV/m)	Limits (dBuV/m)	Margin (dB)	Detector Type
High Channel:5240MHz									
V	10480	49.41	30.55	5.77	24.66	49.29	74.00	-24.71	PK
V	10480	34.96	30.55	5.77	24.66	34.84	54.00	-19.16	AV
V	15720	48.15	30.33	6.32	24.55	48.69	74.00	-25.31	PK
V	15720	40.18	30.33	6.32	24.55	40.72	54.00	-13.28	AV
V	20960	49.93	30.85	7.45	24.69	51.22	74.00	-22.78	PK
V	20960	40.42	30.85	7.45	24.69	41.71	54.00	-12.29	AV
H	10480	47.67	30.55	5.77	24.66	47.55	74.00	-26.45	PK
H	10480	40.47	30.55	5.77	24.66	40.35	54.00	-13.65	AV
H	15720	47.76	30.33	6.32	24.55	48.30	74.00	-25.70	PK
H	15720	41.66	30.33	6.32	24.55	42.20	54.00	-11.80	AV
H	20960	51.08	30.85	7.45	24.69	52.37	74.00	-21.63	PK
H	20960	39.25	30.85	7.45	24.69	40.54	54.00	-13.46	AV

Polar (H/V)	Frequency (MHz)	Meter Reading (dBuV)	Pre-amplifier (dB)	Cable Loss (dB)	Antenna Factor (dB)	Emission Level (dBuV/m)	Limits (dBuV/m)	Margin (dB)	Detector Type
High Channel:5745MHz									
V	11490	46.91	30.55	5.77	24.66	46.79	74.00	-27.21	PK
V	11490	36.43	30.55	5.77	24.66	36.31	54.00	-17.69	AV
V	17235	48.82	30.33	6.32	24.55	49.36	74.00	-24.64	PK
V	17235	38.99	30.33	6.32	24.55	39.53	54.00	-14.47	AV
V	22980	50.25	30.85	7.45	24.69	51.54	74.00	-22.46	PK
V	22980	39.56	30.85	7.45	24.69	40.85	54.00	-13.15	AV
H	11490	47.27	30.55	5.77	24.66	47.15	74.00	-26.85	PK
H	11490	40.57	30.55	5.77	24.66	40.45	54.00	-13.55	AV
H	17235	46.77	30.33	6.32	24.55	47.31	74.00	-26.69	PK
H	17235	39.97	30.33	6.32	24.55	40.51	54.00	-13.49	AV
H	22980	50.09	30.85	7.45	24.69	51.38	74.00	-22.62	PK
H	22980	40.55	30.85	7.45	24.69	41.84	54.00	-12.16	AV

Polar (H/V)	Frequency (MHz)	Meter Reading (dBuV)	Pre-amplifier (dB)	Cable Loss (dB)	Antenna Factor (dB)	Emission Level (dBuV/m)	Limits (dBuV/m)	Margin (dB)	Detector Type
High Channel:5785MHz									
V	11570	49.57	30.55	5.77	24.66	49.45	74.00	-24.55	PK
V	11570	34.05	30.55	5.77	24.66	33.93	54.00	-20.07	AV
V	17355	48.59	30.33	6.32	24.55	49.13	74.00	-24.87	PK
V	17355	40.90	30.33	6.32	24.55	41.44	54.00	-12.56	AV
V	23140	51.62	30.85	7.45	24.69	52.91	74.00	-21.09	PK
V	23140	40.73	30.85	7.45	24.69	42.02	54.00	-11.98	AV
H	11570	46.97	31.02	8.99	25.57	50.51	74.00	-23.49	PK
H	11570	39.98	31.02	8.99	25.57	43.52	54.00	-10.48	AV
H	17355	47.97	30.55	5.77	24.66	47.85	74.00	-26.15	PK
H	17355	40.07	30.55	5.77	24.66	39.95	54.00	-14.05	AV
H	23140	50.13	30.33	6.32	24.55	50.67	74.00	-23.33	PK
H	23140	39.52	30.33	6.32	24.55	40.06	54.00	-13.94	AV

Polar (H/V)	Frequency (MHz)	Meter Reading (dBuV)	Pre-amplifier (dB)	Cable Loss (dB)	Antenna Factor (dB)	Emission Level (dBuV/m)	Limits (dBuV/m)	Margin (dB)	Detector Type
High Channel:5825MHz									
V	11650	46.99	30.55	5.77	24.66	46.87	74.00	-27.13	PK
V	11650	34.75	30.55	5.77	24.66	34.63	54.00	-19.37	AV
V	17475	48.06	30.33	6.32	24.55	48.60	74.00	-25.40	PK
V	17475	38.79	30.33	6.32	24.55	39.33	54.00	-14.67	AV
V	23300	51.62	30.85	7.45	24.69	52.91	74.00	-21.09	PK
V	23300	41.62	30.85	7.45	24.69	42.91	54.00	-11.09	AV
H	11650	46.79	31.02	8.99	25.57	50.33	74.00	-23.67	PK
H	11650	38.16	31.02	8.99	25.57	41.70	54.00	-12.30	AV
H	17475	48.38	30.55	5.77	24.66	48.26	74.00	-25.74	PK
H	17475	39.48	30.55	5.77	24.66	39.36	54.00	-14.64	AV
H	23300	48.97	30.33	6.32	24.55	49.51	74.00	-24.49	PK
H	23300	40.40	30.33	6.32	24.55	40.94	54.00	-13.06	AV

MIMO-802.11n40

Polar (H/V)	Frequency (MHz)	Meter Reading (dBuV)	Pre-amplifier (dB)	Cable Loss (dB)	Antenna Factor (dB)	Emission Level (dBuV/m)	Limits (dBuV/m)	Margin (dB)	Detector Type
V	10380	49.31	30.55	5.77	24.66	49.19	74.00	-24.81	PK
V	10380	33.82	30.55	5.77	24.66	33.70	54.00	-20.30	AV
V	15570	47.98	30.33	6.32	24.55	48.52	74.00	-25.48	PK
V	15570	41.49	30.33	6.32	24.55	42.03	54.00	-11.97	AV
V	20760	49.47	30.85	7.45	24.69	50.76	74.00	-23.24	PK
V	20760	39.92	30.85	7.45	24.69	41.21	54.00	-12.79	AV
H	10380	47.00	31.02	8.99	25.57	50.54	74.00	-23.46	PK
H	10380	38.89	31.02	8.99	25.57	42.43	54.00	-11.57	AV
H	15570	46.94	30.55	5.77	24.66	46.82	74.00	-27.18	PK
H	15570	41.59	30.55	5.77	24.66	41.47	54.00	-12.53	AV
H	20760	49.87	30.33	6.32	24.55	50.41	74.00	-23.59	PK
H	20760	40.79	30.33	6.32	24.55	41.33	54.00	-12.67	AV

Polar (H/V)	Frequency (MHz)	Meter Reading (dBuV)	Pre-amplifier (dB)	Cable Loss (dB)	Antenna Factor (dB)	Emission Level (dBuV/m)	Limits (dBuV/m)	Margin (dB)	Detector Type
Middle Channel:5230MHz									
V	10460	46.90	30.55	5.77	24.66	46.78	74.00	-27.22	PK
V	10460	34.69	30.55	5.77	24.66	34.57	54.00	-19.43	AV
V	15690	48.17	30.33	6.32	24.55	48.71	74.00	-25.29	PK
V	15690	41.11	30.33	6.32	24.55	41.65	54.00	-12.35	AV
V	20920	49.56	30.85	7.45	24.69	50.85	74.00	-23.15	PK
V	20920	40.71	30.85	7.45	24.69	42.00	54.00	-12.00	AV
H	10460	45.92	31.02	8.99	25.57	49.46	74.00	-24.54	PK
H	10460	38.84	31.02	8.99	25.57	42.38	54.00	-11.62	AV
H	15690	48.17	30.55	5.77	24.66	48.05	74.00	-25.95	PK
H	15690	39.78	30.55	5.77	24.66	39.66	54.00	-14.34	AV
H	20920	50.99	30.33	6.32	24.55	51.53	74.00	-22.47	PK
H	20920	39.90	30.33	6.32	24.55	40.44	54.00	-13.56	AV

Polar (H/V)	Frequency (MHz)	Meter Reading (dBuV)	Pre-amplifier (dB)	Cable Loss (dB)	Antenna Factor (dB)	Emission Level (dBuV/m)	Limits (dBuV/m)	Margin (dB)	Detector Type
High Channel:5755MHz									
V	11510	48.08	30.55	5.77	24.66	47.96	74.00	-26.04	PK
V	11510	36.38	30.55	5.77	24.66	36.26	54.00	-17.74	AV
V	17265	48.95	30.33	6.32	24.55	49.49	74.00	-24.51	PK
V	17265	41.67	30.33	6.32	24.55	42.21	54.00	-11.79	AV
V	23020	51.50	30.85	7.45	24.69	52.79	74.00	-21.21	PK
V	23020	39.84	30.85	7.45	24.69	41.13	54.00	-12.87	AV
H	11510	48.38	31.02	8.99	25.57	51.92	74.00	-22.08	PK
H	11510	40.51	31.02	8.99	25.57	44.05	54.00	-9.95	AV
H	17265	48.66	30.55	5.77	24.66	48.54	74.00	-25.46	PK
H	17265	40.75	30.55	5.77	24.66	40.63	54.00	-13.37	AV
H	23020	49.26	30.33	6.32	24.55	49.80	74.00	-24.20	PK
H	23020	41.23	30.33	6.32	24.55	41.77	54.00	-12.23	AV

Polar (H/V)	Frequency (MHz)	Meter Reading (dBuV)	Pre-amplifier (dB)	Cable Loss (dB)	Antenna Factor (dB)	Emission Level (dBuV/m)	Limits (dBuV/m)	Margin (dB)	Detector Type
High Channel:5795MHz									
V	11590	48.58	30.55	5.77	24.66	48.46	74.00	-25.54	PK
V	11590	36.16	30.55	5.77	24.66	36.04	54.00	-17.96	AV
V	17385	48.71	30.33	6.32	24.55	49.25	74.00	-24.75	PK
V	17385	41.37	30.33	6.32	24.55	41.91	54.00	-12.09	AV
V	23180	48.77	30.85	7.45	24.69	50.06	74.00	-23.94	PK
V	23180	41.30	30.85	7.45	24.69	42.59	54.00	-11.41	AV
H	11590	46.64	31.02	8.99	25.57	50.18	74.00	-23.82	PK
H	11590	40.38	31.02	8.99	25.57	43.92	54.00	-10.08	AV
H	17385	47.43	30.55	5.77	24.66	47.31	74.00	-26.69	PK
H	17385	40.11	30.55	5.77	24.66	39.99	54.00	-14.01	AV
H	23180	49.40	30.33	6.32	24.55	49.94	74.00	-24.06	PK
H	23180	41.62	30.33	6.32	24.55	42.16	54.00	-11.84	AV

Remark:
1. Emission Level = Meter Reading + Antenna Factor + Cable Loss – Pre-amplifier,
Margin= Emission Level - Limit
2. If peak below the average limit, the average emission was no test.
3. The amplitude of spurious emissions which are attenuated by more than 20dB below the permissible value has no need to be reported.

MIMO--802.11ac20

Polar (H/V)	Frequency (MHz)	Meter Reading (dBuV)	Pre-amplifier (dB)	Cable Loss (dB)	Antenna Factor (dB)	Emission Level (dBuV/m)	Limits (dBuV/m)	Margin (dB)	Detector Type
Low Channel:5180MHz									
V	10360	48.08	30.55	5.77	24.66	47.96	74.00	-26.04	PK
V	10360	33.90	30.55	5.77	24.66	33.78	54.00	-20.22	AV
V	15540	48.78	30.33	6.32	24.55	49.32	74.00	-24.68	PK
V	15540	39.35	30.33	6.32	24.55	39.89	54.00	-14.11	AV
V	20720	50.99	30.85	7.45	24.69	52.28	74.00	-21.72	PK
V	20720	38.98	30.85	7.45	24.69	40.27	54.00	-13.73	AV
H	10360	46.23	31.02	8.99	25.57	49.77	74.00	-24.23	PK
H	10360	40.41	31.02	8.99	25.57	43.95	54.00	-10.05	AV
H	15540	47.38	30.55	5.77	24.66	47.26	74.00	-26.74	PK
H	15540	38.92	30.55	5.77	24.66	38.80	54.00	-15.20	AV
H	20720	50.20	30.33	6.32	24.55	50.74	74.00	-23.26	PK
H	20720	41.36	30.33	6.32	24.55	41.90	54.00	-12.10	AV

Polar (H/V)	Frequency (MHz)	Meter Reading (dBuV)	Pre-amplifier (dB)	Cable Loss (dB)	Antenna Factor (dB)	Emission Level (dBuV/m)	Limits (dBuV/m)	Margin (dB)	Detector Type
Middle Channel:5200MHz									
V	10400	46.98	30.55	5.77	24.66	46.86	74.00	-27.14	PK
V	10400	34.51	30.55	5.77	24.66	34.39	54.00	-19.61	AV
V	15600	48.11	30.33	6.32	24.55	48.65	74.00	-25.35	PK
V	15600	39.94	30.33	6.32	24.55	40.48	54.00	-13.52	AV
V	20800	50.97	30.85	7.45	24.69	52.26	74.00	-21.74	PK
V	20800	39.97	30.85	7.45	24.69	41.26	54.00	-12.74	AV
H	10400	47.04	31.02	8.99	25.57	50.58	74.00	-23.42	PK
H	10400	38.60	31.02	8.99	25.57	42.14	54.00	-11.86	AV
H	15600	48.63	30.55	5.77	24.66	48.51	74.00	-25.49	PK
H	15600	40.39	30.55	5.77	24.66	40.27	54.00	-13.73	AV
H	20800	49.64	30.33	6.32	24.55	50.18	74.00	-23.82	PK
H	20800	40.23	30.33	6.32	24.55	40.77	54.00	-13.23	AV

Polar (H/V)	Frequency (MHz)	Meter Reading (dBuV)	Pre-amplifier (dB)	Cable Loss (dB)	Antenna Factor (dB)	Emission Level (dBuV/m)	Limits (dBuV/m)	Margin (dB)	Detector Type
High Channel:5240MHz									
V	10480	48.41	30.55	5.77	24.66	48.29	74.00	-25.71	PK
V	10480	36.56	30.55	5.77	24.66	36.44	54.00	-17.56	AV
V	15720	49.13	30.33	6.32	24.55	49.67	74.00	-24.33	PK
V	15720	40.47	30.33	6.32	24.55	41.01	54.00	-12.99	AV
V	20960	50.09	30.85	7.45	24.69	51.38	74.00	-22.62	PK
V	20960	41.62	30.85	7.45	24.69	42.91	54.00	-11.09	AV
H	10480	46.40	31.02	8.99	25.57	49.94	74.00	-24.06	PK
H	10480	38.67	31.02	8.99	25.57	42.21	54.00	-11.79	AV
H	15720	48.13	30.55	5.77	24.66	48.01	74.00	-25.99	PK
H	15720	39.87	30.55	5.77	24.66	39.75	54.00	-14.25	AV
H	20960	51.51	30.33	6.32	24.55	52.05	74.00	-21.95	PK
H	20960	41.47	30.33	6.32	24.55	42.01	54.00	-11.99	AV

Polar (H/V)	Frequency (MHz)	Meter Reading (dBuV)	Pre-amplifier (dB)	Cable Loss (dB)	Antenna Factor (dB)	Emission Level (dBuV/m)	Limits (dBuV/m)	Margin (dB)	Detector Type
High Channel:5745MHz									
V	11490	48.61	30.55	5.77	24.66	48.49	74.00	-25.51	PK
V	11490	36.56	30.55	5.77	24.66	36.44	54.00	-17.56	AV
V	17235	49.74	30.33	6.32	24.55	50.28	74.00	-23.72	PK
V	17235	38.98	30.33	6.32	24.55	39.52	54.00	-14.48	AV
V	22980	51.72	30.85	7.45	24.69	53.01	74.00	-20.99	PK
V	22980	40.44	30.85	7.45	24.69	41.73	54.00	-12.27	AV
H	11490	48.55	31.02	8.99	25.57	52.09	74.00	-21.91	PK
H	11490	38.17	31.02	8.99	25.57	41.71	54.00	-12.29	AV
H	17235	46.81	30.55	5.77	24.66	46.69	74.00	-27.31	PK
H	17235	40.07	30.55	5.77	24.66	39.95	54.00	-14.05	AV
H	22980	51.10	30.33	6.32	24.55	51.64	74.00	-22.36	PK
H	22980	39.83	30.33	6.32	24.55	40.37	54.00	-13.63	AV

Polar (H/V)	Frequency (MHz)	Meter Reading (dBuV)	Pre-amplifier (dB)	Cable Loss (dB)	Antenna Factor (dB)	Emission Level (dBuV/m)	Limits (dBuV/m)	Margin (dB)	Detector Type
High Channel:5785MHz									
V	11570	47.97	30.55	5.77	24.66	47.85	74.00	-26.15	PK
V	11570	36.64	30.55	5.77	24.66	36.52	54.00	-17.48	AV
V	17355	49.48	30.33	6.32	24.55	50.02	74.00	-23.98	PK
V	17355	39.68	30.33	6.32	24.55	40.22	54.00	-13.78	AV
V	23140	50.31	30.85	7.45	24.69	51.60	74.00	-22.40	PK
V	23140	40.52	30.85	7.45	24.69	41.81	54.00	-12.19	AV
H	11570	48.67	31.02	8.99	25.57	52.21	74.00	-21.79	PK
H	11570	39.83	31.02	8.99	25.57	43.37	54.00	-10.63	AV
H	17355	48.64	30.55	5.77	24.66	48.52	74.00	-25.48	PK
H	17355	39.01	30.55	5.77	24.66	38.89	54.00	-15.11	AV
H	23140	50.71	30.33	6.32	24.55	51.25	74.00	-22.75	PK
H	23140	40.57	30.33	6.32	24.55	41.11	54.00	-12.89	AV

Polar (H/V)	Frequency (MHz)	Meter Reading (dBuV)	Pre-amplifier (dB)	Cable Loss (dB)	Antenna Factor (dB)	Emission Level (dBuV/m)	Limits (dBuV/m)	Margin (dB)	Detector Type
High Channel:5795MHz									
V	11590	47.87	30.55	5.77	24.66	47.75	74.00	-26.25	PK
V	11590	35.45	30.55	5.77	24.66	35.33	54.00	-18.67	AV
V	17385	48.58	30.33	6.32	24.55	49.12	74.00	-24.88	PK
V	17385	40.70	30.33	6.32	24.55	41.24	54.00	-12.76	AV
V	23180	50.67	30.85	7.45	24.69	51.96	74.00	-22.04	PK
V	23180	39.52	30.85	7.45	24.69	40.81	54.00	-13.19	AV
H	11590	47.58	31.02	8.99	25.57	51.12	74.00	-22.88	PK
H	11590	40.57	31.02	8.99	25.57	44.11	54.00	-9.89	AV
H	17385	47.91	30.55	5.77	24.66	47.79	74.00	-26.21	PK
H	17385	41.61	30.55	5.77	24.66	41.49	54.00	-12.51	AV
H	23180	49.61	30.33	6.32	24.55	50.15	74.00	-23.85	PK
H	23180	40.41	30.33	6.32	24.55	40.95	54.00	-13.05	AV

MIMO-802.11ac40

Polar (H/V)	Frequency (MHz)	Meter Reading (dBuV)	Pre-amplifier (dB)	Cable Loss (dB)	Antenna Factor (dB)	Emission Level (dBuV/m)	Limits (dBuV/m)	Margin (dB)	Detector Type
Low Channel:5190MHz									
V	10380	47.16	30.55	5.77	24.66	47.04	74.00	-26.96	PK
V	10380	36.68	30.55	5.77	24.66	36.56	54.00	-17.44	AV
V	15570	49.44	30.33	6.32	24.55	49.98	74.00	-24.02	PK
V	15570	41.08	30.33	6.32	24.55	41.62	54.00	-12.38	AV
V	20760	49.51	30.85	7.45	24.69	50.80	74.00	-23.20	PK
V	20760	40.28	30.85	7.45	24.69	41.57	54.00	-12.43	AV
H	10380	47.35	31.02	8.99	25.57	50.89	74.00	-23.11	PK
H	10380	39.66	31.02	8.99	25.57	43.20	54.00	-10.80	AV
H	15570	48.64	30.55	5.77	24.66	48.52	74.00	-25.48	PK
H	15570	40.52	30.55	5.77	24.66	40.40	54.00	-13.60	AV
H	20760	51.52	30.33	6.32	24.55	52.06	74.00	-21.94	PK
H	20760	41.61	30.33	6.32	24.55	42.15	54.00	-11.85	AV

Polar (H/V)	Frequency (MHz)	Meter Reading (dBuV)	Pre-amplifier (dB)	Cable Loss (dB)	Antenna Factor (dB)	Emission Level (dBuV/m)	Limits (dBuV/m)	Margin (dB)	Detector Type
Middle Channel:5230MHz									
V	10460	48.90	30.55	5.77	24.66	48.78	74.00	-25.22	PK
V	10460	35.11	30.55	5.77	24.66	34.99	54.00	-19.01	AV
V	15690	48.14	30.33	6.32	24.55	48.68	74.00	-25.32	PK
V	15690	41.51	30.33	6.32	24.55	42.05	54.00	-11.95	AV
V	20920	49.96	30.85	7.45	24.69	51.25	74.00	-22.75	PK
V	20920	41.35	30.85	7.45	24.69	42.64	54.00	-11.36	AV
H	10460	47.15	31.02	8.99	25.57	50.69	74.00	-23.31	PK
H	10460	40.63	31.02	8.99	25.57	44.17	54.00	-9.83	AV
H	15690	48.08	30.55	5.77	24.66	47.96	74.00	-26.04	PK
H	15690	40.93	30.55	5.77	24.66	40.81	54.00	-13.19	AV
H	20920	51.36	30.33	6.32	24.55	51.90	74.00	-22.10	PK
H	20920	41.66	30.33	6.32	24.55	42.20	54.00	-11.80	AV

Polar (H/V)	Frequency (MHz)	Meter Reading (dBuV)	Pre-amplifier (dB)	Cable Loss (dB)	Antenna Factor (dB)	Emission Level (dBuV/m)	Limits (dBuV/m)	Margin (dB)	Detector Type
High Channel:5755MHz									
V	11510	49.48	30.55	5.77	24.66	49.36	74.00	-24.64	PK
V	11510	35.80	30.55	5.77	24.66	35.68	54.00	-18.32	AV
V	17265	48.17	30.33	6.32	24.55	48.71	74.00	-25.29	PK
V	17265	40.87	30.33	6.32	24.55	41.41	54.00	-12.59	AV
V	23020	50.40	30.85	7.45	24.69	51.69	74.00	-22.31	PK
V	23020	41.17	30.85	7.45	24.69	42.46	54.00	-11.54	AV
H	11510	46.68	31.02	8.99	25.57	50.22	74.00	-23.78	PK
H	11510	39.18	31.02	8.99	25.57	42.72	54.00	-11.28	AV
H	17265	48.62	30.55	5.77	24.66	48.50	74.00	-25.50	PK
H	17265	38.96	30.55	5.77	24.66	38.84	54.00	-15.16	AV
H	23020	49.00	30.33	6.32	24.55	49.54	74.00	-24.46	PK
H	23020	39.86	30.33	6.32	24.55	40.40	54.00	-13.60	AV

MIMO-802.11ac80

Polar (H/V)	Frequency (MHz)	Meter Reading (dBuV)	Pre-amplifier (dB)	Cable Loss (dB)	Antenna Factor (dB)	Emission Level (dBuV/m)	Limits (dBuV/m)	Margin (dB)	Detector Type
5210MHz									
V	10420	47.30	30.55	5.77	24.66	47.18	74.00	-26.82	PK
V	10420	33.97	30.55	5.77	24.66	33.85	54.00	-20.15	AV
V	15630	49.31	30.33	6.32	24.55	49.85	74.00	-24.15	PK
V	15630	40.57	30.33	6.32	24.55	41.11	54.00	-12.89	AV
V	20840	51.16	30.85	7.45	24.69	52.45	74.00	-21.55	PK
V	20840	39.87	30.85	7.45	24.69	41.16	54.00	-12.84	AV
H	10420	46.04	31.02	8.99	25.57	49.58	74.00	-24.42	PK
H	10420	38.84	31.02	8.99	25.57	42.38	54.00	-11.62	AV
H	15630	46.90	30.55	5.77	24.66	46.78	74.00	-27.22	PK
H	15630	40.22	30.55	5.77	24.66	40.10	54.00	-13.90	AV
H	20840	49.51	30.33	6.32	24.55	50.05	74.00	-23.95	PK
H	20840	41.42	30.33	6.32	24.55	41.96	54.00	-12.04	AV

Polar (H/V)	Frequency (MHz)	Meter Reading (dBuV)	Pre-amplifier (dB)	Cable Loss (dB)	Antenna Factor (dB)	Emission Level (dBuV/m)	Limits (dBuV/m)	Margin (dB)	Detector Type
High Channel:5775MHz									
V	11550	49.23	30.55	5.77	24.66	49.11	74.00	-24.89	PK
V	11550	35.53	30.55	5.77	24.66	35.41	54.00	-18.59	AV
V	17325	48.70	30.33	6.32	24.55	49.24	74.00	-24.76	PK
V	17325	39.74	30.33	6.32	24.55	40.28	54.00	-13.72	AV
V	23100	50.43	30.85	7.45	24.69	51.72	74.00	-22.28	PK
V	23100	38.83	30.85	7.45	24.69	40.12	54.00	-13.88	AV
H	11550	46.84	31.02	8.99	25.57	50.38	74.00	-23.62	PK
H	11550	39.32	31.02	8.99	25.57	42.86	54.00	-11.14	AV
H	17325	47.93	30.55	5.77	24.66	47.81	74.00	-26.19	PK
H	17325	40.47	30.55	5.77	24.66	40.35	54.00	-13.65	AV
H	23100	49.37	30.33	6.32	24.55	49.91	74.00	-24.09	PK
H	23100	39.56	30.33	6.32	24.55	40.10	54.00	-13.90	AV

Remark:
1. Emission Level = Meter Reading + Antenna Factor + Cable Loss – Pre-amplifier,
Margin= Emission Level - Limit
2. If peak below the average limit, the average emission was no test.
3. The amplitude of spurious emissions which are attenuated by more than 20dB below the permissible value has no need to be reported.

Radiated Band Edge Test:

ANT1

Worse case mode:		802.11a		Test channel:		36	
Frequency	Meter Reading	Factor	Emission Level	Limits	Over	Detector Type	Ant. Pol.
(MHz)	(dBμV)	(dB)	(dBμV/m)	(dBμV/m)	(dB)		H/V
5150	51.43	-0.12	51.31	74.00	-22.69	peak	H
5150	39.58	-0.12	39.46	54.00	-14.54	AV	H
5150	53.67	-0.12	53.55	74.00	-20.45	peak	V
5150	40.97	-0.12	40.85	54.00	-13.15	AV	V

Worse case mode:		802.11a		Test channel:		48	
Frequency	Meter Reading	Factor	Emission Level	Limits	Over	Detector Type	Ant. Pol.
(MHz)	(dBμV)	(dB)	(dBμV/m)	(dBμV/m)	(dB)		H/V
5250	53.15	-0.12	53.03	74.00	-20.97	peak	H
5250	40.99	-0.12	40.87	54.00	-13.13	AV	H
5250	52.83	-0.12	52.71	74.00	-21.29	peak	V
5250	39.56	-0.12	39.44	54.00	-14.56	AV	V

Worse case mode:		802.11a		Test channel:		149	
Frequency	Meter Reading	Factor	Emission Level	Limits	Over	Detector Type	Ant. Pol.
(MHz)	(dBμV)	(dB)	(dBμV/m)	(dBμV/m)	(dB)		H/V
5650	49.82	-0.12	49.70	68.20	-18.50	peak	H
5700	83.15	-0.12	83.03	105.20	-22.17	peak	H
5720	88.41	-0.12	88.29	110.80	-22.51	peak	H
5725	98.58	-0.12	98.46	122.20	-23.74	peak	H
5650	48.13	-0.12	48.01	68.20	-20.19	peak	V
5700	84.99	-0.12	84.87	105.20	-20.33	peak	V
5720	87.46	-0.12	87.34	110.80	-23.46	peak	V
5725	95.57	-0.12	95.45	122.20	-26.75	peak	V

Worse case mode:		802.11a		Test channel:		165	
Frequency	Meter Reading	Factor	Emission Level	Limits	Over	Detector Type	Ant. Pol.
(MHz)	(dBμV)	(dB)	(dBμV/m)	(dBμV/m)	(dB)		H/V
5850	97.77	-0.12	97.65	122.20	-24.55	peak	H
5855	87.49	-0.12	87.37	110.80	-23.43	peak	H
5875	82.45	-0.12	82.33	105.20	-22.87	peak	H
5925	47.18	-0.12	47.06	68.20	-21.14	peak	H
5850	99.32	-0.12	99.20	122.20	-23.00	peak	V
5855	89.65	-0.12	89.53	110.80	-21.27	peak	V
5875	82.39	-0.12	82.27	105.20	-22.93	peak	V
5925	46.95	-0.12	46.83	68.20	-21.37	peak	V

Worse case mode:		802.11n20		Test channel:		36	
Frequency	Meter Reading	Factor	Emission Level	Limits	Over	Detector Type	Ant. Pol.
(MHz)	(dBμV)	(dB)	(dBμV/m)	(dBμV/m)	(dB)		H/V
5150	53.06	-0.12	52.94	74.00	-21.06	peak	H
5150	38.69	-0.12	38.57	54.00	-15.43	AV	H
5150	55.84	-0.12	55.72	74.00	-18.28	peak	V
5150	40.66	-0.12	40.54	54.00	-13.46	AV	V

Worse case mode:		802.11n20		Test channel:		48	
Frequency	Meter Reading	Factor	Emission Level	Limits	Over	Detector Type	Ant. Pol.
(MHz)	(dBμV)	(dB)	(dBμV/m)	(dBμV/m)	(dB)		H/V
5250	54.62	-0.12	54.50	74.00	-19.50	peak	H
5250	40.08	-0.12	39.96	54.00	-14.04	AV	H
5250	52.48	-0.12	52.36	74.00	-21.64	peak	V
5250	39.58	-0.12	39.46	54.00	-14.54	AV	V

Worse case mode:		802.11n20		Test channel:		149	
Frequency	Meter Reading	Factor	Emission Level	Limits	Over	Detector Type	Ant. Pol.
(MHz)	(dBμV)	(dB)	(dBμV/m)	(dBμV/m)	(dB)		H/V
5650	49.77	-0.12	49.65	68.20	-18.55	peak	H
5700	84.56	-0.12	84.44	105.20	-20.76	peak	H
5720	90.41	-0.12	90.29	110.80	-20.51	peak	H
5725	98.85	-0.12	98.73	122.20	-23.47	peak	H
5650	46.41	-0.12	46.29	68.20	-21.91	peak	V
5700	83.27	-0.12	83.15	105.20	-22.05	peak	V
5720	88.93	-0.12	88.81	110.80	-21.99	peak	V
5725	95.25	-0.12	95.13	122.20	-27.07	peak	V

Worse case mode:		802.11n20		Test channel:		165	
Frequency	Meter Reading	Factor	Emission Level	Limits	Over	Detector Type	Ant. Pol.
(MHz)	(dBμV)	(dB)	(dBμV/m)	(dBμV/m)	(dB)		H/V
5850	97.23	-0.12	97.11	122.20	-25.09	peak	H
5855	85.95	-0.12	85.83	110.80	-24.97	peak	H
5875	82.76	-0.12	82.64	105.20	-22.56	peak	H
5925	46.68	-0.12	46.56	68.20	-21.64	peak	H
5850	97.76	-0.12	97.64	122.20	-24.56	peak	V
5855	87.55	-0.12	87.43	110.80	-23.37	peak	V
5875	79.93	-0.12	79.81	105.20	-25.39	peak	V
5925	46.93	-0.12	46.81	68.20	-21.39	peak	V

Worse case mode:		802.11n40		Test channel:		38	
Frequency	Meter Reading	Factor	Emission Level	Limits	Over	Detector Type	Ant. Pol.
(MHz)	(dBμV)	(dB)	(dBμV/m)	(dBμV/m)	(dB)		H/V
5150	55.18	-0.12	55.06	74.00	-18.94	peak	H
5150	39.09	-0.12	38.97	54.00	-15.03	AV	H
5150	53.24	-0.12	53.12	74.00	-20.88	peak	V
5150	38.79	-0.12	38.67	54.00	-15.33	AV	V

Worse case mode:		802.11n40		Test channel:		46	
Frequency	Meter Reading	Factor	Emission Level	Limits	Over	Detector Type	Ant. Pol.
(MHz)	(dBμV)	(dB)	(dBμV/m)	(dBμV/m)	(dB)		H/V
5250	53.51	-0.12	53.39	74.00	-20.61	peak	H
5250	41.11	-0.12	40.99	54.00	-13.01	AV	H
5250	54.42	-0.12	54.30	74.00	-19.70	peak	V
5250	37.60	-0.12	37.48	54.00	-16.52	AV	V

Worse case mode:		802.11n40		Test channel:		151	
Frequency	Meter Reading	Factor	Emission Level	Limits	Over	Detector Type	Ant. Pol.
(MHz)	(dBμV)	(dB)	(dBμV/m)	(dBμV/m)	(dB)		H/V
5650	48.04	-0.12	47.92	68.20	-20.28	peak	H
5700	82.92	-0.12	82.80	105.20	-22.40	peak	H
5720	87.65	-0.12	87.53	110.80	-23.27	peak	H
5725	98.13	-0.12	98.01	122.20	-24.19	peak	H
5650	47.58	-0.12	47.46	68.20	-20.74	peak	V
5700	82.30	-0.12	82.18	105.20	-23.02	peak	V
5720	88.07	-0.12	87.95	110.80	-22.85	peak	V
5725	96.62	-0.12	96.50	122.20	-25.70	peak	V

Worse case mode:		802.11n40		Test channel:		159	
Frequency	Meter Reading	Factor	Emission Level	Limits	Over	Detector Type	Ant. Pol.
(MHz)	(dBμV)	(dB)	(dBμV/m)	(dBμV/m)	(dB)		H/V
5850	95.71	-0.12	95.59	122.20	-26.61	peak	H
5855	85.20	-0.12	85.08	110.80	-25.72	peak	H
5875	87.31	-0.12	87.19	105.20	-18.01	peak	H
5925	46.12	-0.12	46.00	68.20	-22.20	peak	H
5850	97.46	-0.12	97.34	122.20	-24.86	peak	V
5855	85.44	-0.12	85.32	110.80	-25.48	peak	V
5875	82.07	-0.12	81.95	105.20	-23.25	peak	V
5925	49.70	-0.12	49.58	68.20	-18.62	peak	V

Worse case mode:		802.11ac20		Test channel:		36	
Frequency	Meter Reading	Factor	Emission Level	Limits	Over	Detector Type	Ant. Pol.
(MHz)	(dBμV)	(dB)	(dBμV/m)	(dBμV/m)	(dB)		H/V
5150	54.74	-0.12	54.62	74.00	-19.38	peak	H
5150	38.47	-0.12	38.35	54.00	-15.65	AV	H
5150	55.43	-0.12	55.31	74.00	-18.69	peak	V
5150	39.14	-0.12	39.02	54.00	-14.98	AV	V

Worse case mode:		802.11ac20		Test channel:		48	
Frequency	Meter Reading	Factor	Emission Level	Limits	Over	Detector Type	Ant. Pol.
(MHz)	(dBμV)	(dB)	(dBμV/m)	(dBμV/m)	(dB)		H/V
5250	53.98	-0.12	53.86	74.00	-20.14	peak	H
5250	39.57	-0.12	39.45	54.00	-14.55	AV	H
5250	53.79	-0.12	53.67	74.00	-20.33	peak	V
5250	39.20	-0.12	39.08	54.00	-14.92	AV	V

Worse case mode:		802.11ac20		Test channel:		149	
Frequency	Meter Reading	Factor	Emission Level	Limits	Over	Detector Type	Ant. Pol.
(MHz)	(dBμV)	(dB)	(dBμV/m)	(dBμV/m)	(dB)		H/V
5650	49.09	-0.12	48.97	68.20	-19.23	peak	H
5700	84.61	-0.12	84.49	105.20	-20.71	peak	H
5720	90.31	-0.12	90.19	110.80	-20.61	peak	H
5725	98.62	-0.12	98.50	122.20	-23.70	peak	H
5650	49.70	-0.12	49.58	68.20	-18.62	peak	V
5700	83.98	-0.12	83.86	105.20	-21.34	peak	V
5720	89.85	-0.12	89.73	110.80	-21.07	peak	V
5725	94.58	-0.12	94.46	122.20	-27.74	peak	V

Worse case mode:		802.11n20		Test channel:		165	
Frequency	Meter Reading	Factor	Emission Level	Limits	Over	Detector Type	Ant. Pol.
(MHz)	(dBμV)	(dB)	(dBμV/m)	(dBμV/m)	(dB)		H/V
5850	99.25	-0.12	99.13	122.20	-23.07	peak	H
5855	88.43	-0.12	88.31	110.80	-22.49	peak	H
5875	82.45	-0.12	82.33	105.20	-22.87	peak	H
5925	45.76	-0.12	45.64	68.20	-22.56	peak	H
5850	96.01	-0.12	95.89	122.20	-26.31	peak	V
5855	89.99	-0.12	89.87	110.80	-20.93	peak	V
5875	81.92	-0.12	81.80	105.20	-23.40	peak	V
5925	47.77	-0.12	47.65	68.20	-20.55	peak	V

Worse case mode:		802.11ac40		Test channel:		38	
Frequency	Meter Reading	Factor	Emission Level	Limits	Over	Detector Type	Ant. Pol.
(MHz)	(dBμV)	(dB)	(dBμV/m)	(dBμV/m)	(dB)		H/V
5150	53.46	-0.12	53.34	74.00	-20.66	peak	H
5150	41.27	-0.12	41.15	54.00	-12.85	AV	H
5150	53.71	-0.12	53.59	74.00	-20.41	peak	V
5150	40.11	-0.12	39.99	54.00	-14.01	AV	V

Worse case mode:		802.11ac40		Test channel:		46	
Frequency	Meter Reading	Factor	Emission Level	Limits	Over	Detector Type	Ant. Pol.
(MHz)	(dBμV)	(dB)	(dBμV/m)	(dBμV/m)	(dB)		H/V
5250	53.74	-0.12	53.62	74.00	-20.38	peak	H
5250	38.52	-0.12	38.40	54.00	-15.60	AV	H
5250	54.88	-0.12	54.76	74.00	-19.24	peak	V
5250	37.16	-0.12	37.04	54.00	-16.96	AV	V

Worse case mode:		802.11ac40		Test channel:		151	
Frequency	Meter Reading	Factor	Emission Level	Limits	Over	Detector Type	Ant. Pol.
(MHz)	(dBμV)	(dB)	(dBμV/m)	(dBμV/m)	(dB)		H/V
5650	47.30	-0.12	47.18	68.20	-21.02	peak	H
5700	84.38	-0.12	84.26	105.20	-20.94	peak	H
5720	87.57	-0.12	87.45	110.80	-23.35	peak	H
5725	96.11	-0.12	95.99	122.20	-26.21	peak	H
5650	47.27	-0.12	47.15	68.20	-21.05	peak	V
5700	83.38	-0.12	83.26	105.20	-21.94	peak	V
5720	88.30	-0.12	88.18	110.80	-22.62	peak	V
5725	96.61	-0.12	96.49	122.20	-25.71	peak	V

Worse case mode:		802.11ac40		Test channel:		159	
Frequency	Meter Reading	Factor	Emission Level	Limits	Over	Detector Type	Ant. Pol.
(MHz)	(dBμV)	(dB)	(dBμV/m)	(dBμV/m)	(dB)		H/V
5850	99.29	-0.12	99.17	122.20	-23.03	peak	H
5855	87.30	-0.12	87.18	110.80	-23.62	peak	H
5875	82.27	-0.12	82.15	105.20	-23.05	peak	H
5925	44.91	-0.12	44.79	68.20	-23.41	peak	H
5850	95.95	-0.12	95.83	122.20	-26.37	peak	V
5855	89.78	-0.12	89.66	110.80	-21.14	peak	V
5875	84.89	-0.12	84.77	105.20	-20.43	peak	V
5925	48.22	-0.12	48.10	68.20	-20.10	peak	V

Worse case mode:		802.11ac80		Test channel:		42	
Frequency	Meter Reading	Factor	Emission Level	Limits	Over	Detector Type	Ant. Pol.
(MHz)	(dBμV)	(dB)	(dBμV/m)	(dBμV/m)	(dB)		H/V
5150	54.39	-0.12	54.27	74.00	-19.73	peak	H
5150	40.13	-0.12	40.01	54.00	-13.99	AV	H
5150	53.99	-0.12	53.87	74.00	-20.13	peak	V
5150	37.21	-0.12	37.09	54.00	-16.91	AV	V
5250	51.61	-0.12	51.49	74.00	-22.51	peak	H
5250	39.05	-0.12	38.93	54.00	-15.07	AV	H
5250	53.22	-0.12	53.10	74.00	-20.90	peak	V
5250	40.26	-0.12	40.14	54.00	-13.86	AV	V

Worse case mode:		802.11ac80		Test channel:		155	
Frequency	Meter Reading	Factor	Emission Level	Limits	Over	Detector Type	Ant. Pol.
(MHz)	(dBμV)	(dB)	(dBμV/m)	(dBμV/m)	(dB)		H/V
5650	48.09	-0.12	47.97	68.20	-20.23	peak	H
5700	82.62	-0.12	82.50	105.20	-22.70	peak	H
5720	90.78	-0.12	90.66	110.80	-20.14	peak	H
5725	98.24	-0.12	98.12	122.20	-24.08	peak	H
5650	47.16	-0.12	47.04	68.20	-21.16	peak	V
5700	83.44	-0.12	83.32	105.20	-21.88	peak	V
5720	90.12	-0.12	90.00	110.80	-20.80	peak	V
5725	95.56	-0.12	95.44	122.20	-26.76	peak	V
5850	94.25	-0.12	94.13	122.20	-28.07	peak	H
5855	83.88	-0.12	83.76	110.80	-27.04	peak	H
5875	86.10	-0.12	85.98	105.20	-19.22	peak	H
5925	45.09	-0.12	44.97	68.20	-23.23	peak	H
5850	94.04	-0.12	93.92	122.20	-28.28	peak	V
5855	85.83	-0.12	85.71	110.80	-25.09	peak	V
5875	80.83	-0.12	80.71	105.20	-24.49	peak	V
5925	48.96	-0.12	48.84	68.20	-19.36	peak	V

Factor =Antenna Factor + Cable Loss – Pre-amplifier,

ANT2

Worse case mode:		802.11a		Test channel:		36	
Frequency	Meter Reading	Factor	Emission Level	Limits	Over	Detector Type	Ant. Pol.
(MHz)	(dBμV)	(dB)	(dBμV/m)	(dBμV/m)	(dB)		H/V
5150	54.90	-0.12	54.78	74.00	-19.22	peak	H
5150	38.74	-0.12	38.62	54.00	-15.38	AV	H
5150	55.42	-0.12	55.30	74.00	-18.70	peak	V
5150	37.48	-0.12	37.36	54.00	-16.64	AV	V

Worse case mode:		802.11a		Test channel:		48	
Frequency	Meter Reading	Factor	Emission Level	Limits	Over	Detector Type	Ant. Pol.
(MHz)	(dBμV)	(dB)	(dBμV/m)	(dBμV/m)	(dB)		H/V
5250	53.55	-0.12	53.43	74.00	-20.57	peak	H
5250	39.28	-0.12	39.16	54.00	-14.84	AV	H
5250	54.53	-0.12	54.41	74.00	-19.59	peak	V
5250	40.47	-0.12	40.35	54.00	-13.65	AV	V

Worse case mode:		802.11a		Test channel:		149	
Frequency	Meter Reading	Factor	Emission Level	Limits	Over	Detector Type	Ant. Pol.
(MHz)	(dBμV)	(dB)	(dBμV/m)	(dBμV/m)	(dB)		H/V
5650	48.98	-0.12	48.86	68.20	-19.34	peak	H
5700	83.17	-0.12	83.05	105.20	-22.15	peak	H
5720	88.80	-0.12	88.68	110.80	-22.12	peak	H
5725	97.21	-0.12	97.09	122.20	-25.11	peak	H
5650	49.27	-0.12	49.15	68.20	-19.05	peak	V
5700	84.05	-0.12	83.93	105.20	-21.27	peak	V
5720	90.09	-0.12	89.97	110.80	-20.83	peak	V
5725	94.19	-0.12	94.07	122.20	-28.13	peak	V

Worse case mode:		802.11a		Test channel:		165	
Frequency	Meter Reading	Factor	Emission Level	Limits	Over	Detector Type	Ant. Pol.
(MHz)	(dBμV)	(dB)	(dBμV/m)	(dBμV/m)	(dB)		H/V
5850	99.88	-0.12	99.76	122.20	-22.44	peak	H
5855	83.96	-0.12	83.84	110.80	-26.96	peak	H
5875	83.07	-0.12	82.95	105.20	-22.25	peak	H
5925	47.33	-0.12	47.21	68.20	-20.99	peak	H
5850	95.67	-0.12	95.55	122.20	-26.65	peak	V
5855	88.62	-0.12	88.50	110.80	-22.30	peak	V
5875	79.03	-0.12	78.91	105.20	-26.29	peak	V
5925	48.36	-0.12	48.24	68.20	-19.96	peak	V

Worse case mode:		802.11n20		Test channel:		36	
Frequency	Meter Reading	Factor	Emission Level	Limits	Over	Detector Type	Ant. Pol.
(MHz)	(dBμV)	(dB)	(dBμV/m)	(dBμV/m)	(dB)		H/V
5150	53.42	-0.12	53.30	74.00	-20.70	peak	H
5150	38.89	-0.12	38.77	54.00	-15.23	AV	H
5150	53.22	-0.12	53.10	74.00	-20.90	peak	V
5150	38.22	-0.12	38.10	54.00	-15.90	AV	V

Worse case mode:		802.11n20		Test channel:		48	
Frequency	Meter Reading	Factor	Emission Level	Limits	Over	Detector Type	Ant. Pol.
(MHz)	(dBμV)	(dB)	(dBμV/m)	(dBμV/m)	(dB)		H/V
5250	52.35	-0.12	52.23	74.00	-21.77	peak	H
5250	39.15	-0.12	39.03	54.00	-14.97	AV	H
5250	53.95	-0.12	53.83	74.00	-20.17	peak	V
5250	37.74	-0.12	37.62	54.00	-16.38	AV	V

Worse case mode:		802.11n20		Test channel:		149	
Frequency	Meter Reading	Factor	Emission Level	Limits	Over	Detector Type	Ant. Pol.
(MHz)	(dBμV)	(dB)	(dBμV/m)	(dBμV/m)	(dB)		H/V
5650	48.80	-0.12	48.68	68.20	-19.52	peak	H
5700	83.18	-0.12	83.06	105.20	-22.14	peak	H
5720	90.64	-0.12	90.52	110.80	-20.28	peak	H
5725	95.03	-0.12	94.91	122.20	-27.29	peak	H
5650	46.07	-0.12	45.95	68.20	-22.25	peak	V
5700	84.91	-0.12	84.79	105.20	-20.41	peak	V
5720	90.64	-0.12	90.52	110.80	-20.28	peak	V
5725	95.91	-0.12	95.79	122.20	-26.41	peak	V

Worse case mode:		802.11n20		Test channel:		165	
Frequency	Meter Reading	Factor	Emission Level	Limits	Over	Detector Type	Ant. Pol.
(MHz)	(dBμV)	(dB)	(dBμV/m)	(dBμV/m)	(dB)		H/V
5850	94.46	-0.12	94.34	122.20	-27.86	peak	H
5855	83.90	-0.12	83.78	110.80	-27.02	peak	H
5875	86.86	-0.12	86.74	105.20	-18.46	peak	H
5925	45.55	-0.12	45.43	68.20	-22.77	peak	H
5850	94.19	-0.12	94.07	122.20	-28.13	peak	V
5855	86.10	-0.12	85.98	110.80	-24.82	peak	V
5875	80.99	-0.12	80.87	105.20	-24.33	peak	V
5925	49.37	-0.12	49.25	68.20	-18.95	peak	V

Worse case mode:		802.11n40		Test channel:		38	
Frequency	Meter Reading	Factor	Emission Level	Limits	Over	Detector Type	Ant. Pol.
(MHz)	(dBμV)	(dB)	(dBμV/m)	(dBμV/m)	(dB)		H/V
5150	54.98	-0.12	54.86	74.00	-19.14	peak	H
5150	41.98	-0.12	41.86	54.00	-12.14	AV	H
5150	55.42	-0.12	55.30	74.00	-18.70	peak	V
5150	38.30	-0.12	38.18	54.00	-15.82	AV	V

Worse case mode:		802.11n40		Test channel:		46	
Frequency	Meter Reading	Factor	Emission Level	Limits	Over	Detector Type	Ant. Pol.
(MHz)	(dBμV)	(dB)	(dBμV/m)	(dBμV/m)	(dB)		H/V
5250	54.01	-0.12	53.89	74.00	-20.11	peak	H
5250	41.08	-0.12	40.96	54.00	-13.04	AV	H
5250	53.93	-0.12	53.81	74.00	-20.19	peak	V
5250	38.89	-0.12	38.77	54.00	-15.23	AV	V

Worse case mode:		802.11n40		Test channel:		151	
Frequency	Meter Reading	Factor	Emission Level	Limits	Over	Detector Type	Ant. Pol.
(MHz)	(dBμV)	(dB)	(dBμV/m)	(dBμV/m)	(dB)		H/V
5650	49.50	-0.12	49.38	68.20	-18.82	peak	H
5700	83.18	-0.12	83.06	105.20	-22.14	peak	H
5720	87.35	-0.12	87.23	110.80	-23.57	peak	H
5725	98.65	-0.12	98.53	122.20	-23.67	peak	H
5650	48.24	-0.12	48.12	68.20	-20.08	peak	V
5700	84.50	-0.12	84.38	105.20	-20.82	peak	V
5720	88.56	-0.12	88.44	110.80	-22.36	peak	V
5725	97.20	-0.12	97.08	122.20	-25.12	peak	V

Worse case mode:		802.11n40		Test channel:		159	
Frequency	Meter Reading	Factor	Emission Level	Limits	Over	Detector Type	Ant. Pol.
(MHz)	(dBμV)	(dB)	(dBμV/m)	(dBμV/m)	(dB)		H/V
5850	95.93	-0.12	95.81	122.20	-26.39	peak	H
5855	87.39	-0.12	87.27	110.80	-23.53	peak	H
5875	85.32	-0.12	85.20	105.20	-20.00	peak	H
5925	44.82	-0.12	44.70	68.20	-23.50	peak	H
5850	95.15	-0.12	95.03	122.20	-27.17	peak	V
5855	90.78	-0.12	90.66	110.80	-20.14	peak	V
5875	83.76	-0.12	83.64	105.20	-21.56	peak	V
5925	48.35	-0.12	48.23	68.20	-19.97	peak	V

Worse case mode:		802.11ac20		Test channel:		36	
Frequency	Meter Reading	Factor	Emission Level	Limits	Over	Detector Type	Ant. Pol.
(MHz)	(dBμV)	(dB)	(dBμV/m)	(dBμV/m)	(dB)		H/V
5150	55.01	-0.12	54.89	74.00	-19.11	peak	H
5150	41.18	-0.12	41.06	54.00	-12.94	AV	H
5150	52.47	-0.12	52.35	74.00	-21.65	peak	V
5150	40.95	-0.12	40.83	54.00	-13.17	AV	V

Worse case mode:		802.11ac20		Test channel:		48	
Frequency	Meter Reading	Factor	Emission Level	Limits	Over	Detector Type	Ant. Pol.
(MHz)	(dBμV)	(dB)	(dBμV/m)	(dBμV/m)	(dB)		H/V
5250	54.53	-0.12	54.41	74.00	-19.59	peak	H
5250	41.95	-0.12	41.83	54.00	-12.17	AV	H
5250	54.54	-0.12	54.42	74.00	-19.58	peak	V
5250	39.62	-0.12	39.50	54.00	-14.50	AV	V

Worse case mode:		802.11ac20		Test channel:		149	
Frequency	Meter Reading	Factor	Emission Level	Limits	Over	Detector Type	Ant. Pol.
(MHz)	(dBμV)	(dB)	(dBμV/m)	(dBμV/m)	(dB)		H/V
5650	50.24	-0.12	50.12	68.20	-18.08	peak	H
5700	83.52	-0.12	83.40	105.20	-21.80	peak	H
5720	87.82	-0.12	87.70	110.80	-23.10	peak	H
5725	98.67	-0.12	98.55	122.20	-23.65	peak	H
5650	47.29	-0.12	47.17	68.20	-21.03	peak	V
5700	83.53	-0.12	83.41	105.20	-21.79	peak	V
5720	88.50	-0.12	88.38	110.80	-22.42	peak	V
5725	97.91	-0.12	97.79	122.20	-24.41	peak	V

Worse case mode:		802.11n20		Test channel:		165	
Frequency	Meter Reading	Factor	Emission Level	Limits	Over	Detector Type	Ant. Pol.
(MHz)	(dBμV)	(dB)	(dBμV/m)	(dBμV/m)	(dB)		H/V
5850	97.29	-0.12	97.17	122.20	-25.03	peak	H
5855	87.48	-0.12	87.36	110.80	-23.44	peak	H
5875	86.65	-0.12	86.53	105.20	-18.67	peak	H
5925	44.69	-0.12	44.57	68.20	-23.63	peak	H
5850	95.16	-0.12	95.04	122.20	-27.16	peak	V
5855	87.94	-0.12	87.82	110.80	-22.98	peak	V
5875	83.62	-0.12	83.50	105.20	-21.70	peak	V
5925	46.57	-0.12	46.45	68.20	-21.75	peak	V

Worse case mode:		802.11ac40		Test channel:		38	
Frequency	Meter Reading	Factor	Emission Level	Limits	Over	Detector Type	Ant. Pol.
(MHz)	(dBμV)	(dB)	(dBμV/m)	(dBμV/m)	(dB)		H/V
5150	52.79	-0.12	52.67	74.00	-21.33	peak	H
5150	41.67	-0.12	41.55	54.00	-12.45	AV	H
5150	55.37	-0.12	55.25	74.00	-18.75	peak	V
5150	40.29	-0.12	40.17	54.00	-13.83	AV	V

Worse case mode:		802.11ac40		Test channel:		46	
Frequency	Meter Reading	Factor	Emission Level	Limits	Over	Detector Type	Ant. Pol.
(MHz)	(dBμV)	(dB)	(dBμV/m)	(dBμV/m)	(dB)		H/V
5250	54.00	-0.12	53.88	74.00	-20.12	peak	H
5250	38.58	-0.12	38.46	54.00	-15.54	AV	H
5250	53.19	-0.12	53.07	74.00	-20.93	peak	V
5250	39.47	-0.12	39.35	54.00	-14.65	AV	V

Worse case mode:		802.11ac40		Test channel:		151	
Frequency	Meter Reading	Factor	Emission Level	Limits	Over	Detector Type	Ant. Pol.
(MHz)	(dBμV)	(dB)	(dBμV/m)	(dBμV/m)	(dB)		H/V
5650	48.76	-0.12	48.64	68.20	-19.56	peak	H
5700	84.49	-0.12	84.37	105.20	-20.83	peak	H
5720	90.84	-0.12	90.72	110.80	-20.08	peak	H
5725	96.97	-0.12	96.85	122.20	-25.35	peak	H
5650	46.81	-0.12	46.69	68.20	-21.51	peak	V
5700	82.53	-0.12	82.41	105.20	-22.79	peak	V
5720	87.36	-0.12	87.24	110.80	-23.56	peak	V
5725	97.91	-0.12	97.79	122.20	-24.41	peak	V

Worse case mode:		802.11ac40		Test channel:		159	
Frequency	Meter Reading	Factor	Emission Level	Limits	Over	Detector Type	Ant. Pol.
(MHz)	(dBμV)	(dB)	(dBμV/m)	(dBμV/m)	(dB)		H/V
5850	97.77	-0.12	97.65	122.20	-24.55	peak	H
5855	87.14	-0.12	87.02	110.80	-23.78	peak	H
5875	87.50	-0.12	87.38	105.20	-17.82	peak	H
5925	44.89	-0.12	44.77	68.20	-23.43	peak	H
5850	94.07	-0.12	93.95	122.20	-28.25	peak	V
5855	86.81	-0.12	86.69	110.80	-24.11	peak	V
5875	84.20	-0.12	84.08	105.20	-21.12	peak	V
5925	47.29	-0.12	47.17	68.20	-21.03	peak	V

Worse case mode:		802.11ac80		Test channel:		42	
Frequency	Meter Reading	Factor	Emission Level	Limits	Over	Detector Type	Ant. Pol.
(MHz)	(dBμV)	(dB)	(dBμV/m)	(dBμV/m)	(dB)		H/V
5150	54.82	-0.12	54.70	74.00	-19.30	peak	H
5150	41.64	-0.12	41.52	54.00	-12.48	AV	H
5150	56.10	-0.12	55.98	74.00	-18.02	peak	V
5150	40.29	-0.12	40.17	54.00	-13.83	AV	V
5250	52.93	-0.12	52.81	74.00	-21.19	peak	H
5250	39.49	-0.12	39.37	54.00	-14.63	AV	H
5250	53.57	-0.12	53.45	74.00	-20.55	peak	V
5250	37.62	-0.12	37.50	54.00	-16.50	AV	V

Worse case mode:		802.11ac80		Test channel:		155	
Frequency	Meter Reading	Factor	Emission Level	Limits	Over	Detector Type	Ant. Pol.
(MHz)	(dBμV)	(dB)	(dBμV/m)	(dBμV/m)	(dB)		H/V
5650	49.30	-0.12	49.18	68.20	-19.02	peak	H
5700	82.35	-0.12	82.23	105.20	-22.97	peak	H
5720	90.99	-0.12	90.87	110.80	-19.93	peak	H
5725	97.91	-0.12	97.79	122.20	-24.41	peak	H
5650	48.54	-0.12	48.42	68.20	-19.78	peak	V
5700	83.49	-0.12	83.37	105.20	-21.83	peak	V
5720	87.33	-0.12	87.21	110.80	-23.59	peak	V
5725	96.60	-0.12	96.48	122.20	-25.72	peak	V
5850	99.36	-0.12	99.24	122.20	-22.96	peak	H
5855	86.56	-0.12	86.44	110.80	-24.36	peak	H
5875	85.76	-0.12	85.64	105.20	-19.56	peak	H
5925	47.93	-0.12	47.81	68.20	-20.39	peak	H
5850	94.13	-0.12	94.01	122.20	-28.19	peak	V
5855	88.50	-0.12	88.38	110.80	-22.42	peak	V
5875	79.25	-0.12	79.13	105.20	-26.07	peak	V
5925	48.34	-0.12	48.22	68.20	-19.98	peak	V

Factor =Antenna Factor + Cable Loss – Pre-amplifier,

5.POWER SPECTRAL DENSITY TEST

Test Requirement:	FCC 47 CFR Part 15 Subpart E Section 15.407 (a)
Test Method:	KDB 789033 D02 v02r01

5.1 APPLIED PROCEDURES / LIMIT

For an indoor access point operating in the band 5.15-5.25 GHz, the maximum conducted output power over the frequency band of operation shall not exceed 1 W provided the maximum antenna gain does not exceed 6 dBi. In addition, the maximum power spectral density shall not exceed 17 dBm in any 1 megahertz band. If transmitting antennas of directional gain greater than 6 dBi are used, both the maximum conducted output power and the maximum power spectral density shall be reduced by the amount in dB that the directional gain of the antenna exceeds 6 dBi.

For the band 5.725-5.850 GHz, the maximum conducted output power over the frequency band of operation shall not exceed 1 W. In addition, the maximum power spectral density shall not exceed 30 dBm in any 500-kHz band. If transmitting antennas of directional gain greater than 6 dBi are used, both the maximum conducted output power and the maximum power spectral density shall be reduced by the amount in dB that the directional gain of the antenna exceeds 6 dBi.

LIMIT:	U-NII-1	17DBM/MHZ
	U-NII-3	30DBM/500KHZ

5.2 TEST PROCEDURE

1. Set analyzer center frequency to DTS channel center frequency.
2. Set the span to 1.5 times the DTS bandwidth.
3. Set the RBW to: 3 kHz ≤ RBW ≤ 100 kHz.
4. Set the VBW ≥ 3 x RBW.
5. Detector = peak.
6. Sweep time = auto couple.
7. Trace mode = max hold.
8. Allow trace to fully stabilize.
9. Use the peak marker function to determine the maximum amplitude level within the RBW.
10. If measured value exceeds limit, reduce RBW (no less than 3 kHz) and repeat.

5.3 DEVIATION FROM STANDARD

No deviation.

5.4 TEST SETUP

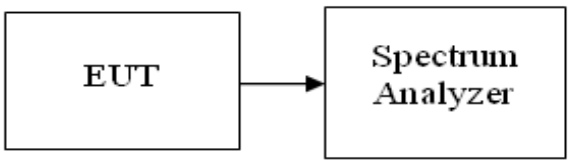

5.5 EUT OPERATION CONDITIONS

The EUT tested system was configured as the statements of 2.1 Unless otherwise a special operating condition is specified in the follows during the testing.

5.6 TEST RESULT

Temperature：	26℃	Relative Humidity：	54%
Pressure：	101kPa	Test Voltage ：	AC 120V
Test Mode ：	TX frequency U-NII-1& U-NII-3		

U-NII-1

802.11 Mode	Channel No.	Frequency [MHz]	Measured Power Spectral Density [dBm/MHz]		Power Spectral Density Limit [dBm/MHz]	MIMO/CDD Power Density [dBm/MHz]	MIMO/CDD Power Density Limit [dBm/MHz]
			ANT1	ANT2			
a	36	5180	3.051	3.153	17	/	/
	40	5200	3.281	3.536	17	/	/
	48	5240	2.272	1.519	17	/	/
n(20MHz)	36	5180	2.194	0.880	17	4.60	17
	40	5200	2.053	0.258	17	4.26	17
	48	5240	2.984	0.508	17	4.93	17
ac (20MHz)	36	5180	1.544	0.126	17	3.90	17
	40	5200	1.520	-0.707	17	3.56	17
	48	5240	1.066	-0.145	17	3.51	17
n (40MHz)	38	5190	-0.538	-2.198	17	1.72	17
	46	5230	-0.741	-1.441	17	1.93	17
ac(40MHz)	38	5190	-1.667	-3.709	17	0.44	17
	46	5230	-1.957	-1.922	17	1.07	17
ac(80MHz)	42	5210	-4.719	-5.461	17	-2.06	17

U-NII-3

802.11 Mode	Channel No.	Frequency [MHz]	Meas PSD [dBm/510kHz]		Meas PSD [dBm/500kHz]		MIMO/CDD Power Density Limit [dBm/500kHz]
			ANT1	ANT2	ANT1	ANT2	
a	149	5745	0.420	0.219	0.334	0.133	30
	157	5785	0.469	0.432	0.383	0.346	30
	165	5825	-0.150	0.061	-0.236	-0.025	30
n (20MHz)	149	5745	-0.637	-1.289	-0.723	-1.375	30
	157	5785	-1.170	0.020	-1.256	-0.066	30
	165	5825	-1.624	-1.315	-1.710	-1.401	30
n (40MHz)	151	5755	-1.866	-2.256	-1.952	-2.342	30
	159	5795	-2.030	-2.428	-2.116	-2.514	30
ac (20MHz)	149	5745	-1.984	-2.527	-2.070	-2.613	30
	157	5785	-3.613	-4.030	-3.699	-4.116	30
	165	5825	-3.117	-3.045	-3.203	-3.131	30
ac(40MHz)	151	5755	-4.161	-4.224	-4.247	-4.310	30
	159	5795	-4.962	-5.113	-5.048	-5.199	30
ac(80MHz)	155	5755	-8.300	-7.296	-8.386	-7.382	30

Note: Covert PSD [dBm/510KHz]= PSD[dBm/510KHz]+10*log(500/510)

802.11 Mode	Channel No.	Frequency [MHz]	Meas PSD [dBm/500kHz]		MIMO/CDD Power Density [dBm/500kHz]	MIMO/CDD Power Density Limit [dBm/500kHz]
			ANT1	ANT2		
n (20MHz)	36	5745	-0.723	-1.375	1.97	30
	40	5785	-1.256	-0.066	2.39	30
	48	5825	-1.710	-1.401	1.46	30
n (40MHz)	38	5755	-1.952	-2.342	0.87	30
	46	5795	-2.116	-2.514	0.70	30
ac (20MHz)	36	5745	-2.070	-2.613	0.68	30
	40	5785	-3.699	-4.116	-0.89	30
	48	5825	-3.203	-3.131	-0.16	30
ac(40MHz)	38	5755	-4.247	-4.310	-1.27	30
	46	5795	-5.048	-5.199	-2.11	30
ac(80MHz)	42	5755	-8.386	-7.382	-4.84	30

U-NII-1 – 802.11a

ANT1	ANT2
CH36-5180MHz	CH36-5180MHz
CH40-5200MHz	CH40-5200MHz
CH48-5240MHz	CH48-5240MHz

U-NII-1 – 802.11n (20MHz)

ANT1	ANT2
CH36-5180MHz	CH36-5180MHz
CH40-5200MHz	CH40-5200MHz
CH48-5240MHz	CH48-5240MHz

U-NII-1– 802.11n (40MHz)

ANT1	ANT2
CH38-5190MHz	CH38-5190MHz
CH46-5230MHz	CH46-5230MHz

U-NII-1 – 802.11ac 20MHz)

ANT1	ANT2
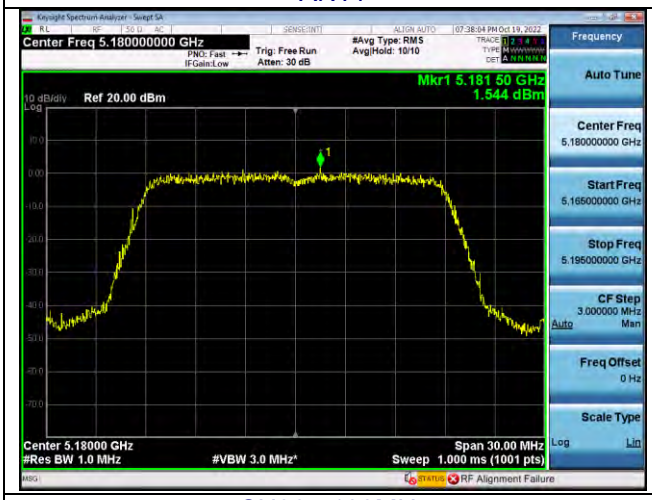	
CH36-5180MHz	CH36-5180MHz

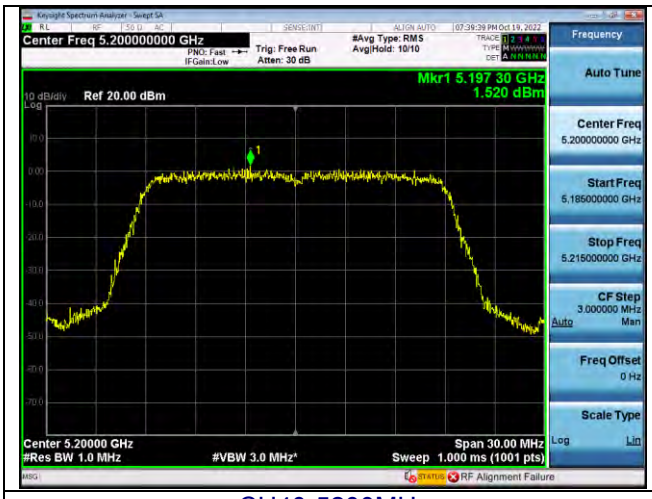

CH40-5200MHz

CH40-5200MHz

CH48-5240MHz

CH48-5240MHz

U-NII-1 – 802.11ac (40MHz)

ANT1

CH38-5190MHz

ANT2

CH38-5190MHz

CH46-5230MHz

CH46-5230MHz

U-NII-1–802.11ac (80MHz)

ANT1	ANT2
CH42 5210MHz	CH42 5210MHz

U-NII-3 –802.11a

ANT1	ANT2
CH149 -5745MHz	CH149 -5745MHz

CH157 -5785MHz

CH157 -5785MHz

CH165 -5825MHz

CH165 -5825MHz

U-NII-3 –802.11n (20MHz)

ANT1	ANT2
CH149 -5745MHz	CH149 -5745MHz
CH157 -5785MHz	CH157 -5785MHz
CH165 -5825MHz	CH165 -5825MHz

U-NII-3 – 802.11n (40MHz)

ANT1	ANT2
CH151 -5755MHz	CH151 -5755MHz
CH159 -5795MHz	CH159 -5795MHz

U-NII-3–802.11ac (20MHz)

ANT1	ANT2
CH149 -5745MHz	CH149 -5745MHz

CH157 -5785MHz

CH157 -5785MHz

CH165 -5825MHz

CH165 -5825MHz

U-NII-3– 802.11ac (40MHz)

ANT1

CH151 -5755MHz

ANT2

CH151 -5755MHz

CH159 -5795MHz

CH159 -5795MHz

U-NII-3– 802.11ac (80MHz)

ANT1	ANT2
CH155 -5775MHz	CH155 -5775MHz