| EUT | OHMNI TELEPRESENCE ROBOTS | Date of Test | 2020-05-13 |
|---|---|---|---|
| Factor | BBHA 9120D & BBHA 9170 | Temp. / Humidity | 25°C /65% |
| Polarity | Horizontal | Site / Test Engineer | AC1 / Kaunaz |
| Test Mode | 802.11a_TX_Band4_CH 165_ANT 0+1 | Test Voltage | AC 120V/60Hz |

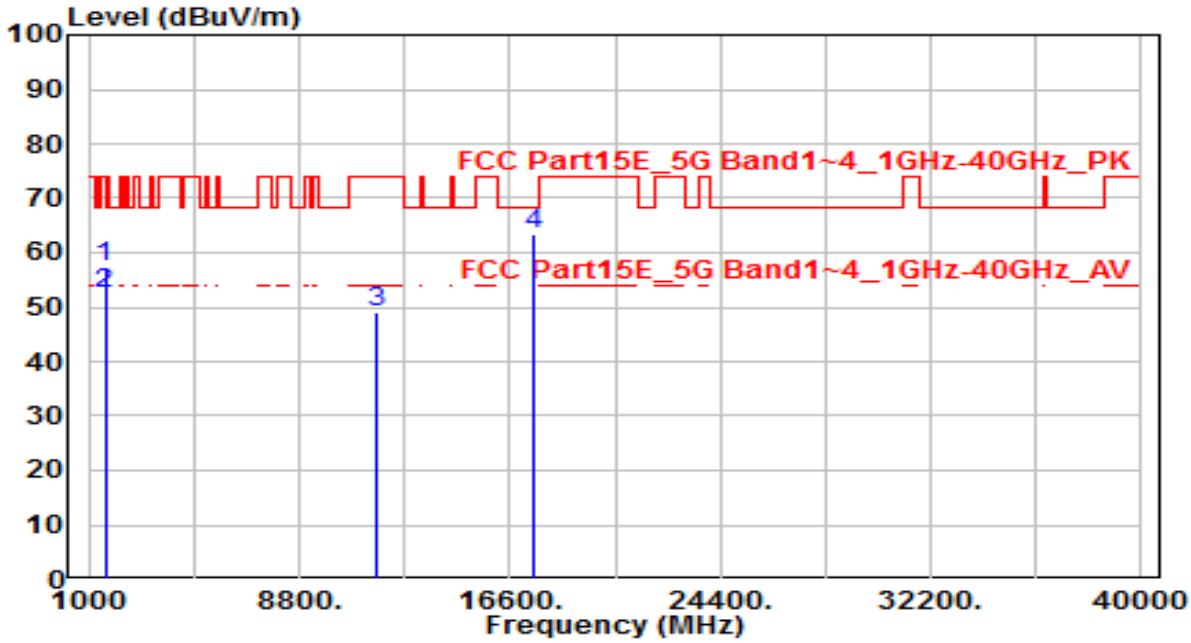


| No | | Frequency (MHz) | Reading (dBuV) | C.F (dB) | Measurement (dBuV/m) | Margin (dB) | Limit (dBuV/m) | Height (cm) | Angle (deg) | Remark (QP/PK/AV) |
|---|---|---|---|---|---|---|---|---|---|---|
| 1 | * | 1599.920 | 62.68 | -5.49 | 57.19 | -16.81 | 74.00 | 100 | 250 | Peak |
| 2 | * | 1599.920 | 57.76 | -5.49 | 52.27 | -1.73 | 54.00 | 100 | 250 | Average |
| 3 | | 11650.000 | 31.03 | 17.98 | 49.01 | -24.99 | 74.00 | 150 | 400 | Peak |
| 4 | | 17475.000 | 33.24 | 30.00 | 63.25 | -4.95 | 68.20 | 150 | 400 | Peak |

Note:

1. " *", means this data is the worst emission level.
2. C.F (Correction Factor) = Antenna Factor (dB)+ Cable Loss (dB) – Preamplifier(dB).
3. Measurement (dBuV/m) = Reading(dBuV) + C.F (Correction Factor).
4. The emission levels of other frequencies are very lower than the limit and not show in test report.

| EUT | OHMNI TELEPRESENCE ROBOTS | Date of Test | 2020-05-13 |
|---|---|---|---|
| Factor | BBHA 9120D & BBHA 9170 | Temp. / Humidity | 25°C /65% |
| Polarity | Vertical | Site / Test Engineer | AC1 / Kaunaz |
| Test Mode | 802.11a_TX_Band4_CH 165_ANT 0+1 | Test Voltage | AC 120V/60Hz |

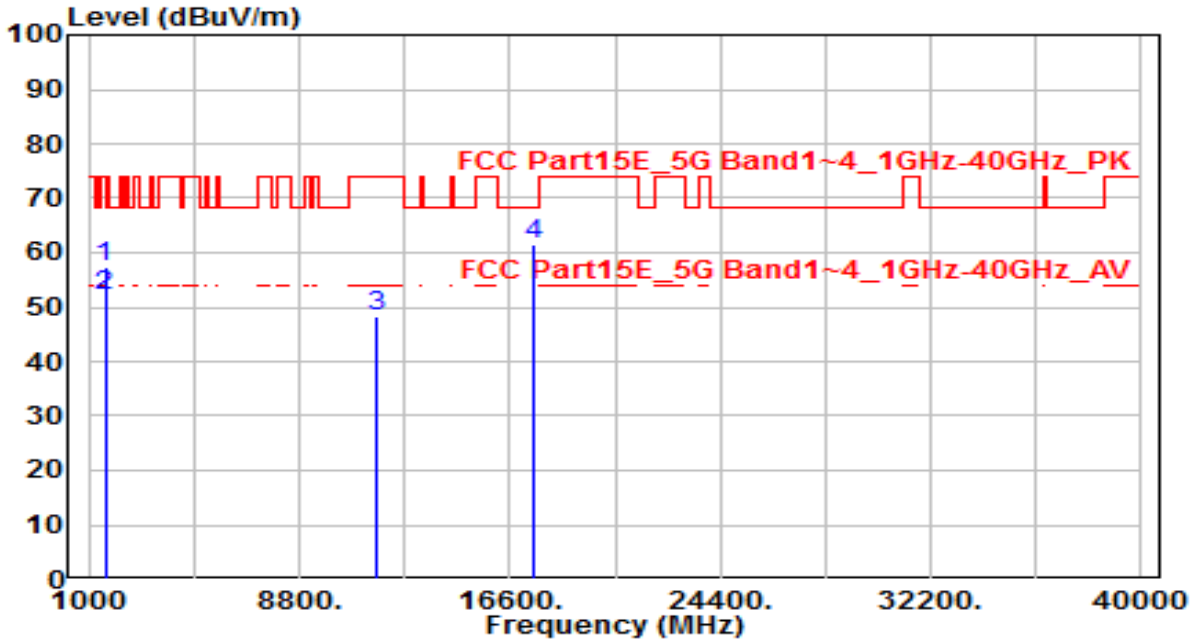


| No | | Frequency (MHz) | Reading (dBuV) | C.F (dB) | Measurement (dBuV/m) | Margin (dB) | Limit (dBuV/m) | Height (cm) | Angle (deg) | Remark (QP/PK/AV) |
|---|---|---|---|---|---|---|---|---|---|---|
| 1 | * | 1599.950 | 62.87 | -5.49 | 57.38 | -16.62 | 74.00 | 185 | 200 | Peak |
| 2 | * | 1599.950 | 57.66 | -5.49 | 52.17 | -1.83 | 54.00 | 185 | 200 | Average |
| 3 | | 11650.000 | 30.47 | 17.98 | 48.45 | -25.55 | 74.00 | 150 | 400 | Peak |
| 4 | | 17475.000 | 31.38 | 30.00 | 61.38 | -6.82 | 68.20 | 150 | 400 | Peak |

Note:

1. " *", means this data is the worst emission level.
2. C.F (Correction Factor) = Antenna Factor (dB)+ Cable Loss (dB) – Preamplifier(dB).
3. Measurement (dBuV/m) = Reading(dBuV) + C.F (Correction Factor).
4. The emission levels of other frequencies are very lower than the limit and not show in test report.

| EUT | OHMNI TELEPRESENCE ROBOTS | Date of Test | 2020-05-13 |
|---|---|---|---|
| Factor | BBHA 9120D & BBHA 9170 | Temp. / Humidity | 25°C /65% |
| Polarity | Horizontal | Site / Test Engineer | AC1 / Kaunaz |
| Test Mode | 802.11n-20_TX_Band1_CH 36_ANT 0+1 | Test Voltage | AC 120V/60Hz |

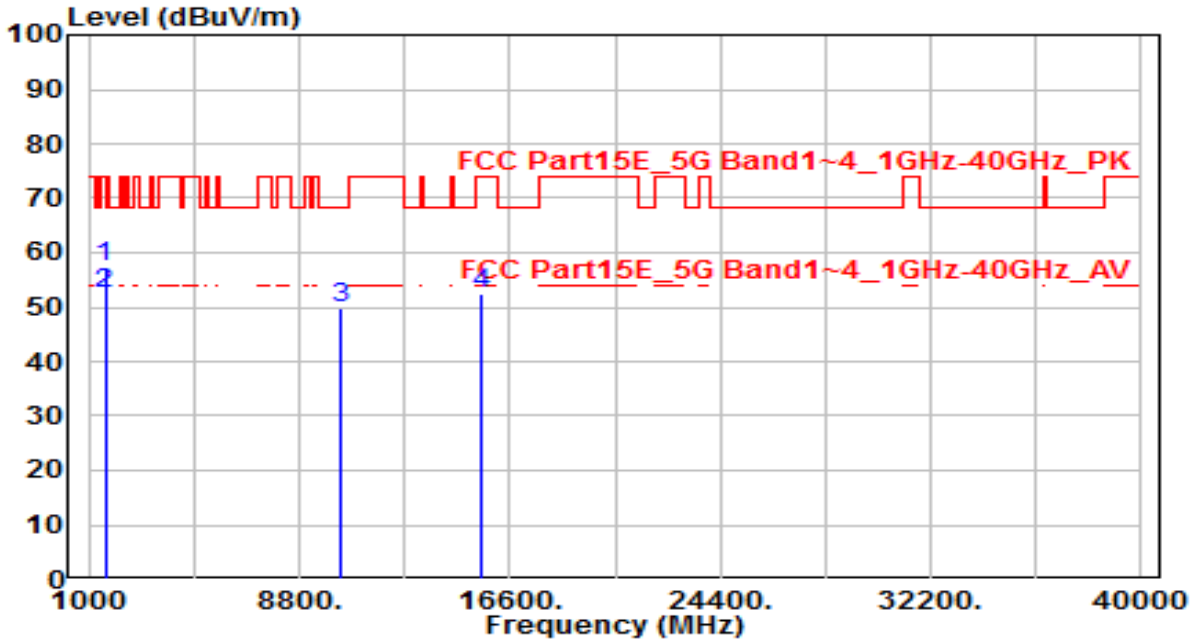


| No | | Frequency (MHz) | Reading (dBuV) | C.F (dB) | Measurement (dBuV/m) | Margin (dB) | Limit (dBuV/m) | Height (cm) | Angle (deg) | Remark (QP/PK/AV) |
|---|---|---|---|---|---|---|---|---|---|---|
| 1 | * | 1599.990 | 62.75 | -5.49 | 57.26 | -16.74 | 74.00 | 100 | 250 | Peak |
| 2 | * | 1599.990 | 57.86 | -5.49 | 52.37 | -1.63 | 54.00 | 100 | 250 | Average |
| 3 | | 10360.000 | 33.56 | 16.42 | 49.98 | -18.22 | 68.20 | 150 | 400 | Peak |
| 4 | | 15540.000 | 31.41 | 20.91 | 52.33 | -21.67 | 74.00 | 150 | 400 | Peak |

Note:

1. " *", means this data is the worst emission level.
2. C.F (Correction Factor) = Antenna Factor (dB)+ Cable Loss (dB) – Preamplifier(dB).
3. Measurement (dBuV/m) = Reading(dBuV) + C.F (Correction Factor).
4. The emission levels of other frequencies are very lower than the limit and not show in test report.

| EUT | OHMNI TELEPRESENCE ROBOTS | Date of Test | 2020-05-13 |
|---|---|---|---|
| Factor | BBHA 9120D & BBHA 9170 | Temp. / Humidity | 25°C /65% |
| Polarity | Vertical | Site / Test Engineer | AC1 / Kaunaz |
| Test Mode | 802.11n-20_TX_Band1_CH 36_ANT 0+1 | Test Voltage | AC 120V/60Hz |

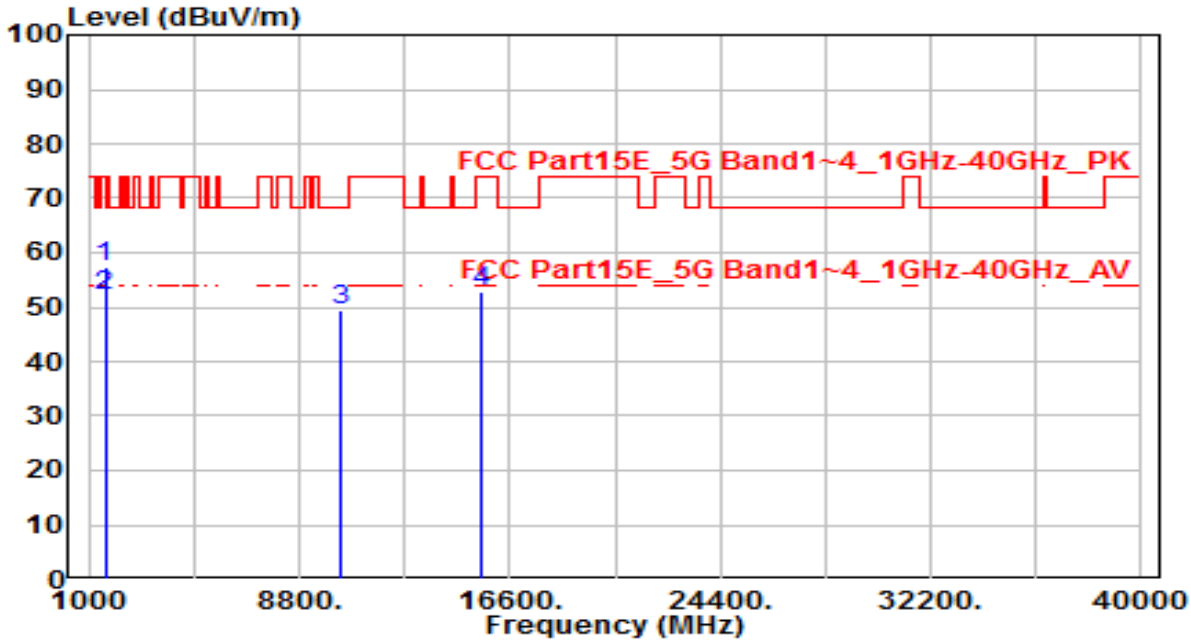


| No | | Frequency (MHz) | Reading (dBuV) | C.F (dB) | Measurement (dBuV/m) | Margin (dB) | Limit (dBuV/m) | Height (cm) | Angle (deg) | Remark (QP/PK/AV) |
|---|---|---|---|---|---|---|---|---|---|---|
| 1 | * | 1599.930 | 62.85 | -5.49 | 57.36 | -16.64 | 74.00 | 185 | 200 | Peak |
| 2 | * | 1599.930 | 57.68 | -5.49 | 52.19 | -1.81 | 54.00 | 185 | 200 | Average |
| 3 | | 10360.000 | 33.19 | 16.42 | 49.61 | -18.59 | 68.20 | 150 | 400 | Peak |
| 4 | | 15540.000 | 31.75 | 20.91 | 52.67 | -21.33 | 74.00 | 150 | 400 | Peak |

Note:

1. " *", means this data is the worst emission level.
2. C.F (Correction Factor) = Antenna Factor (dB)+ Cable Loss (dB) – Preamplifier(dB).
3. Measurement (dBuV/m) = Reading(dBuV) + C.F (Correction Factor).
4. The emission levels of other frequencies are very lower than the limit and not show in test report.

| EUT | OHMNI TELEPRESENCE ROBOTS | Date of Test | 2020-05-13 |
|---|---|---|---|
| Factor | BBHA 9120D & BBHA 9170 | Temp. / Humidity | 25°C /65% |
| Polarity | Horizontal | Site / Test Engineer | AC1 / Kaunaz |
| Test Mode | 802.11n-20_TX_Band1_CH 44_ANT 0+1 | Test Voltage | AC 120V/60Hz |

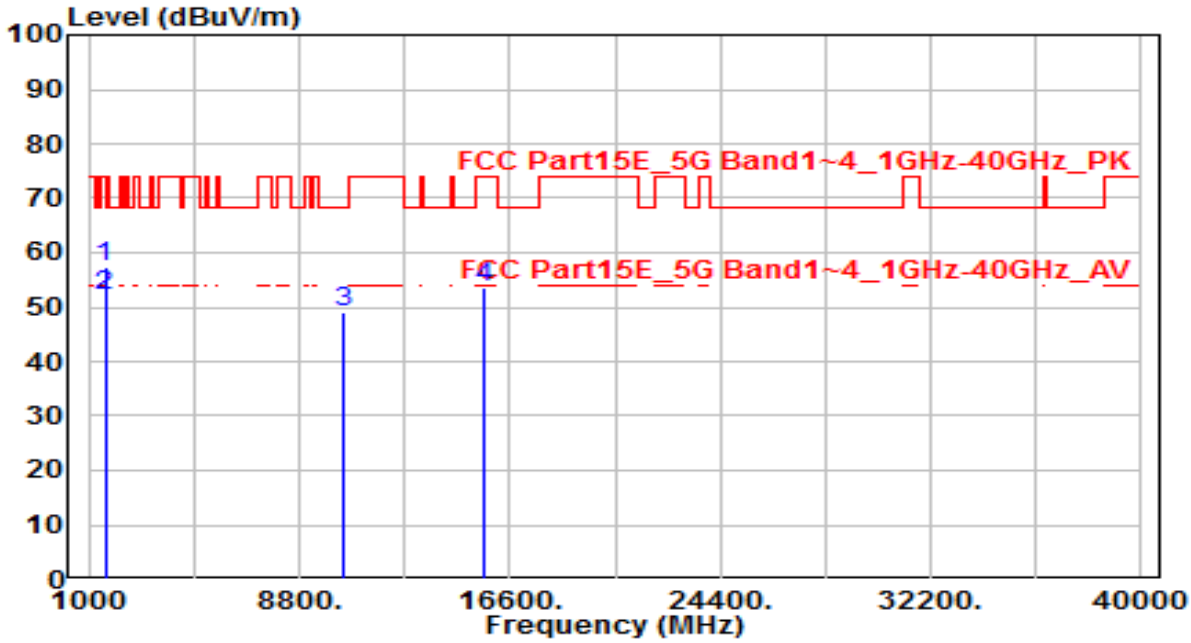


| No | | Frequency (MHz) | Reading (dBuV) | C.F (dB) | Measurement (dBuV/m) | Margin (dB) | Limit (dBuV/m) | Height (cm) | Angle (deg) | Remark (QP/PK/AV) |
|---|---|---|---|---|---|---|---|---|---|---|
| 1 | * | 1599.890 | 62.66 | -5.49 | 57.17 | -16.83 | 74.00 | 100 | 250 | Peak |
| 2 | * | 1599.890 | 57.62 | -5.49 | 52.13 | -1.87 | 54.00 | 100 | 250 | Average |
| 3 | | 10440.000 | 32.56 | 16.68 | 49.23 | -18.97 | 68.20 | 150 | 400 | Peak |
| 4 | | 15660.000 | 32.96 | 20.81 | 53.77 | -20.23 | 74.00 | 150 | 400 | Peak |

Note:

1. " *", means this data is the worst emission level.
2. C.F (Correction Factor) = Antenna Factor (dB)+ Cable Loss (dB) – Preamplifier(dB).
3. Measurement (dBuV/m) = Reading(dBuV) + C.F (Correction Factor).
4. The emission levels of other frequencies are very lower than the limit and not show in test report.

| EUT | OHMNI TELEPRESENCE ROBOTS | Date of Test | 2020-05-13 |
|---|---|---|---|
| Factor | BBHA 9120D & BBHA 9170 | Temp. / Humidity | 25°C /65% |
| Polarity | Vertical | Site / Test Engineer | AC1 / Kaunaz |
| Test Mode | 802.11n-20_TX_Band1_CH 44_ANT 0+1 | Test Voltage | AC 120V/60Hz |

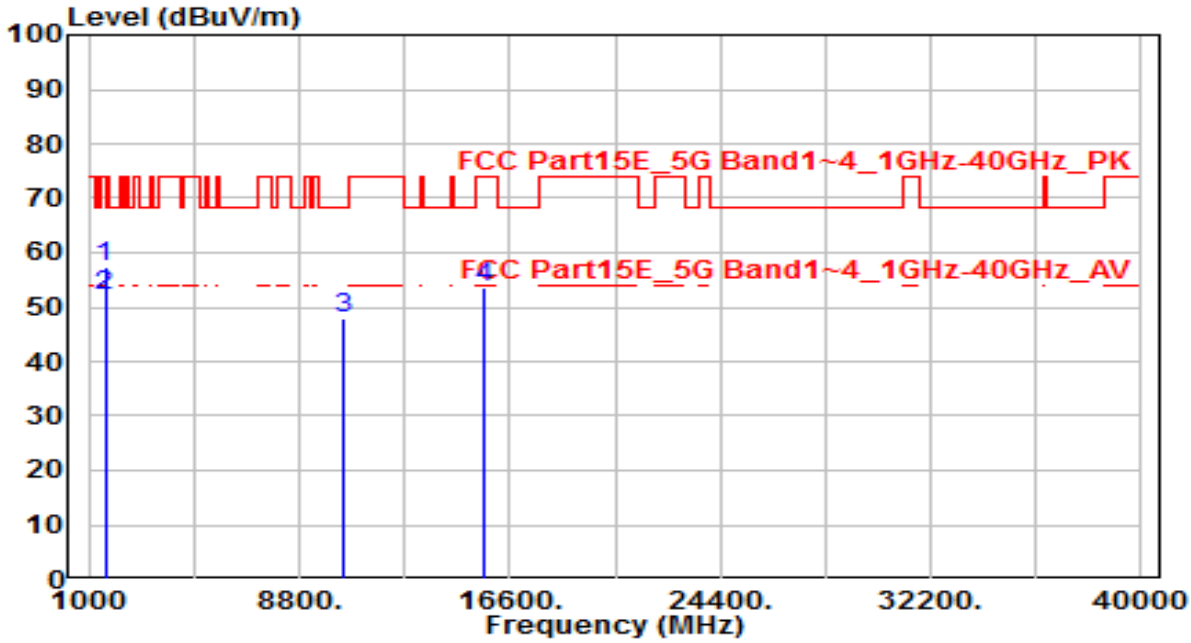


| No | | Frequency (MHz) | Reading (dBuV) | C.F (dB) | Measurement (dBuV/m) | Margin (dB) | Limit (dBuV/m) | Height (cm) | Angle (deg) | Remark (QP/PK/AV) |
|---|---|---|---|---|---|---|---|---|---|---|
| 1 | * | 1600.010 | 62.85 | -5.49 | 57.36 | -16.64 | 74.00 | 185 | 200 | Peak |
| 2 | * | 1600.010 | 57.72 | -5.49 | 52.23 | -1.77 | 54.00 | 185 | 200 | Average |
| 3 | | 10440.000 | 31.34 | 16.68 | 48.01 | -20.19 | 68.20 | 150 | 400 | Peak |
| 4 | | 15660.000 | 32.90 | 20.81 | 53.71 | -20.29 | 74.00 | 150 | 400 | Peak |

Note:

1. " *", means this data is the worst emission level.
2. C.F (Correction Factor) = Antenna Factor (dB)+ Cable Loss (dB) – Preamplifier(dB).
3. Measurement (dBuV/m) = Reading(dBuV) + C.F (Correction Factor).
4. The emission levels of other frequencies are very lower than the limit and not show in test report.

| EUT | OHMNI TELEPRESENCE ROBOTS | Date of Test | 2020-05-13 |
|---|---|---|---|
| Factor | BBHA 9120D & BBHA 9170 | Temp. / Humidity | 25°C /65% |
| Polarity | Horizontal | Site / Test Engineer | AC1 / Kaunaz |
| Test Mode | 802.11n-20_TX_Band1_CH 48_ANT 0+1 | Test Voltage | AC 120V/60Hz |

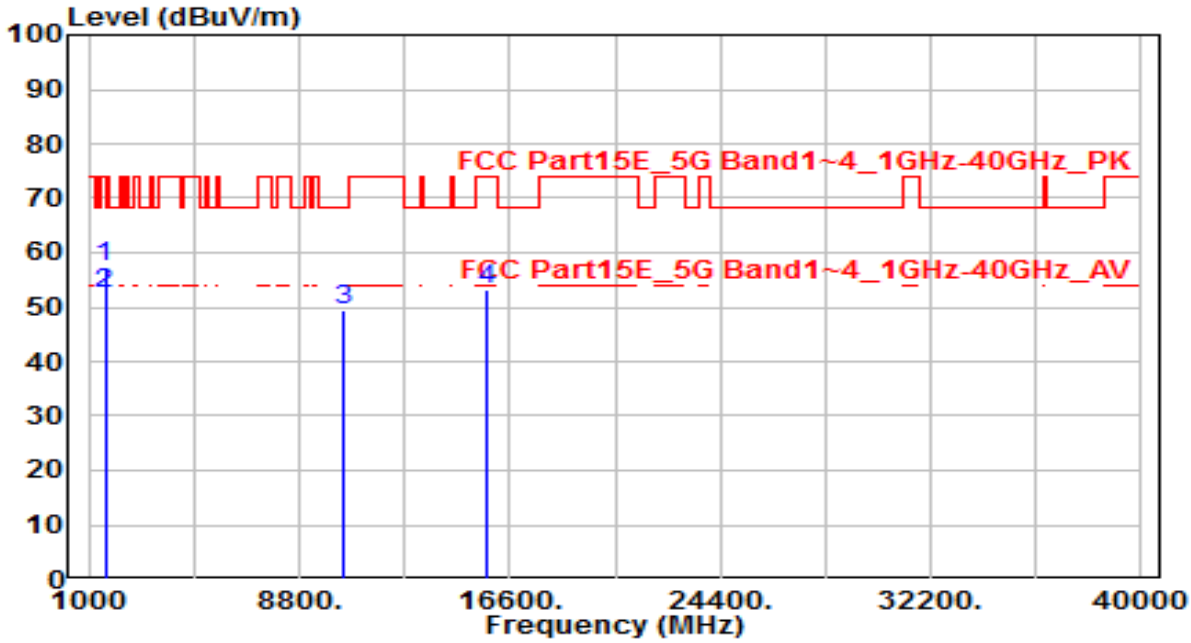


| No | | Frequency (MHz) | Reading (dBuV) | C.F (dB) | Measurement (dBuV/m) | Margin (dB) | Limit (dBuV/m) | Height (cm) | Angle (deg) | Remark (QP/PK/AV) |
|---|---|---|---|---|---|---|---|---|---|---|
| 1 | * | 1600.230 | 62.66 | -5.49 | 57.17 | -16.83 | 74.00 | 100 | 250 | Peak |
| 2 | * | 1600.230 | 57.86 | -5.49 | 52.37 | -1.63 | 54.00 | 100 | 250 | Average |
| 3 | | 10480.000 | 32.48 | 16.81 | 49.28 | -18.92 | 68.20 | 150 | 400 | Peak |
| 4 | | 15720.000 | 32.36 | 20.76 | 53.11 | -20.89 | 74.00 | 150 | 400 | Peak |

Note:

1. " *", means this data is the worst emission level.
2. C.F (Correction Factor) = Antenna Factor (dB)+ Cable Loss (dB) – Preamplifier(dB).
3. Measurement (dBuV/m) = Reading(dBuV) + C.F (Correction Factor).
4. The emission levels of other frequencies are very lower than the limit and not show in test report.

| EUT | OHMNI TELEPRESENCE ROBOTS | Date of Test | 2020-05-13 |
|---|---|---|---|
| Factor | BBHA 9120D & BBHA 9170 | Temp. / Humidity | 25°C /65% |
| Polarity | Vertical | Site / Test Engineer | AC1 / Kaunaz |
| Test Mode | 802.11n-20_TX_Band1_CH 48_ANT 0+1 | Test Voltage | AC 120V/60Hz |

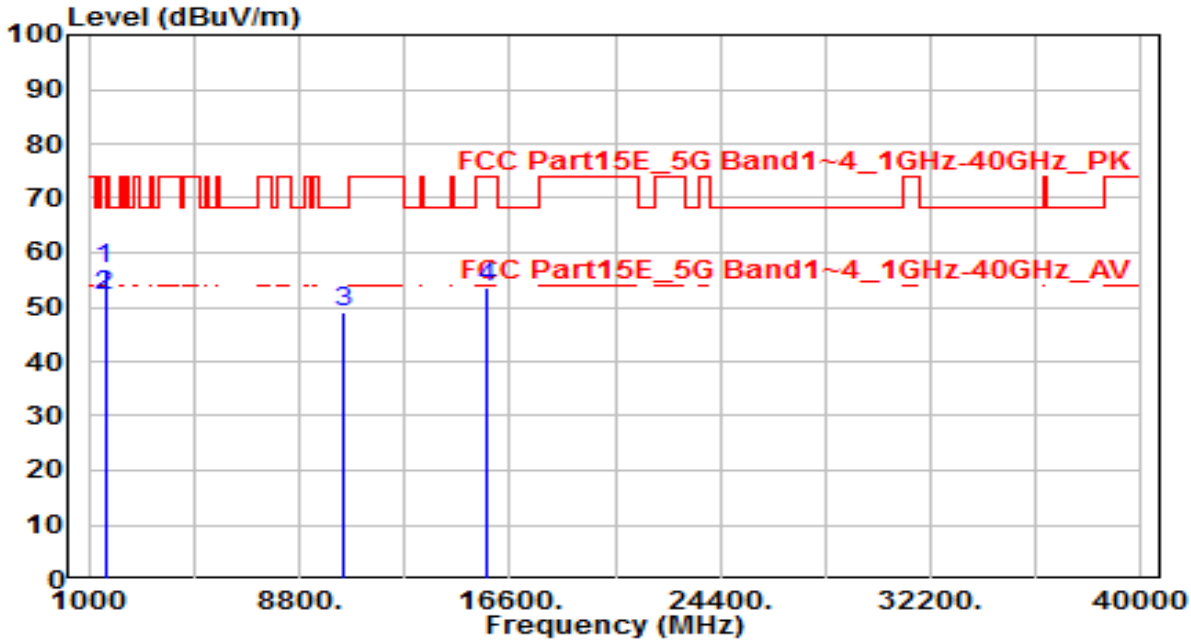


| No | | Frequency (MHz) | Reading (dBuV) | C.F (dB) | Measurement (dBuV/m) | Margin (dB) | Limit (dBuV/m) | Height (cm) | Angle (deg) | Remark (QP/PK/AV) |
|---|---|---|---|---|---|---|---|---|---|---|
| 1 | * | 1600.110 | 62.56 | -5.49 | 57.07 | -16.93 | 74.00 | 185 | 200 | Peak |
| 2 | * | 1600.110 | 57.62 | -5.49 | 52.13 | -1.87 | 54.00 | 185 | 200 | Average |
| 3 | | 10480.000 | 32.29 | 16.81 | 49.10 | -19.10 | 68.20 | 150 | 400 | Peak |
| 4 | | 15720.000 | 32.93 | 20.76 | 53.69 | -20.31 | 74.00 | 150 | 400 | Peak |

Note:

1. " *", means this data is the worst emission level.
2. C.F (Correction Factor) = Antenna Factor (dB)+ Cable Loss (dB) – Preamplifier(dB).
3. Measurement (dBuV/m) = Reading(dBuV) + C.F (Correction Factor).
4. The emission levels of other frequencies are very lower than the limit and not show in test report.

| EUT | OHMNI TELEPRESENCE ROBOTS | Date of Test | 2020-05-13 |
|---|---|---|---|
| Factor | BBHA 9120D & BBHA 9170 | Temp. / Humidity | 25°C /65% |
| Polarity | Horizontal | Site / Test Engineer | AC1 / Kaunaz |
| Test Mode | 802.11n-20_TX_Band2_CH 52_ANT 0+1 | Test Voltage | AC 120V/60Hz |

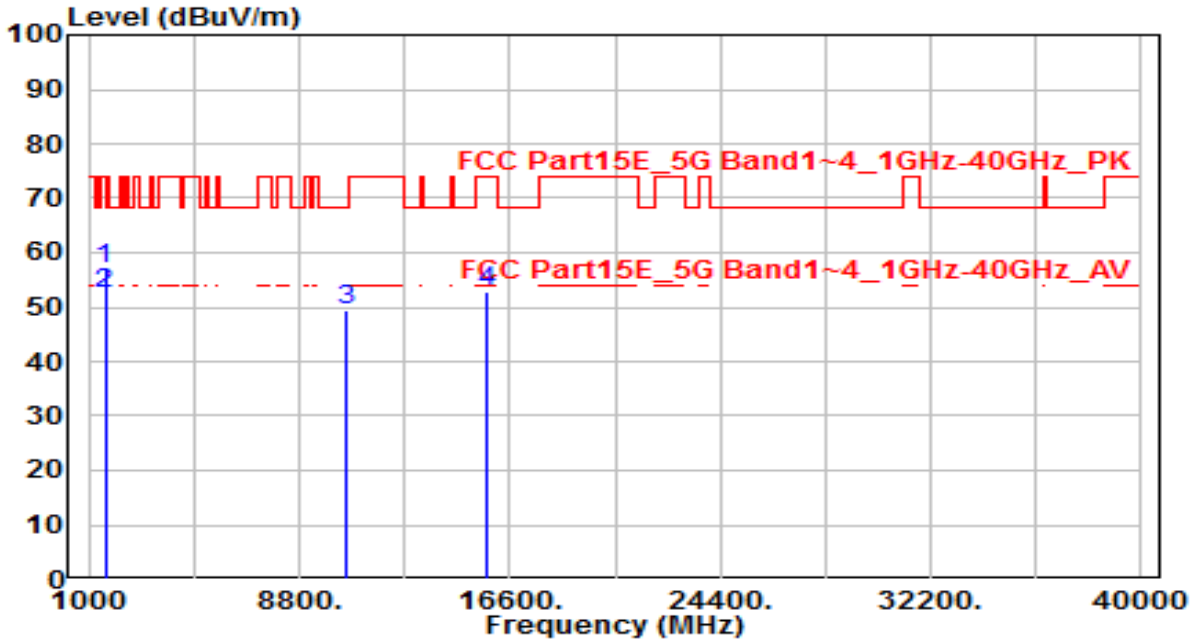


| No | | Frequency (MHz) | Reading (dBuV) | C.F (dB) | Measurement (dBuV/m) | Margin (dB) | Limit (dBuV/m) | Height (cm) | Angle (deg) | Remark (QP/PK/AV) |
|---|---|---|---|---|---|---|---|---|---|---|
| 1 | * | 1599.320 | 62.65 | -5.49 | 57.16 | -16.84 | 74.00 | 100 | 250 | Peak |
| 2 | * | 1599.320 | 57.88 | -5.49 | 52.39 | -1.61 | 54.00 | 100 | 250 | Average |
| 3 | | 10520.000 | 32.47 | 16.90 | 49.36 | -18.84 | 68.20 | 150 | 400 | Peak |
| 4 | | 15780.000 | 32.20 | 20.70 | 52.90 | -21.10 | 74.00 | 150 | 400 | Peak |

Note:

1. " *", means this data is the worst emission level.
2. C.F (Correction Factor) = Antenna Factor (dB)+ Cable Loss (dB) – Preamplifier(dB).
3. Measurement (dBuV/m) = Reading(dBuV) + C.F (Correction Factor).
4. The emission levels of other frequencies are very lower than the limit and not show in test report.

| EUT | OHMNI TELEPRESENCE ROBOTS | Date of Test | 2020-05-13 |
|---|---|---|---|
| Factor | BBHA 9120D & BBHA 9170 | Temp. / Humidity | 25°C /65% |
| Polarity | Vertical | Site / Test Engineer | AC1 / Kaunaz |
| Test Mode | 802.11n-20_TX_Band2_CH 52_ANT 0+1 | Test Voltage | AC 120V/60Hz |

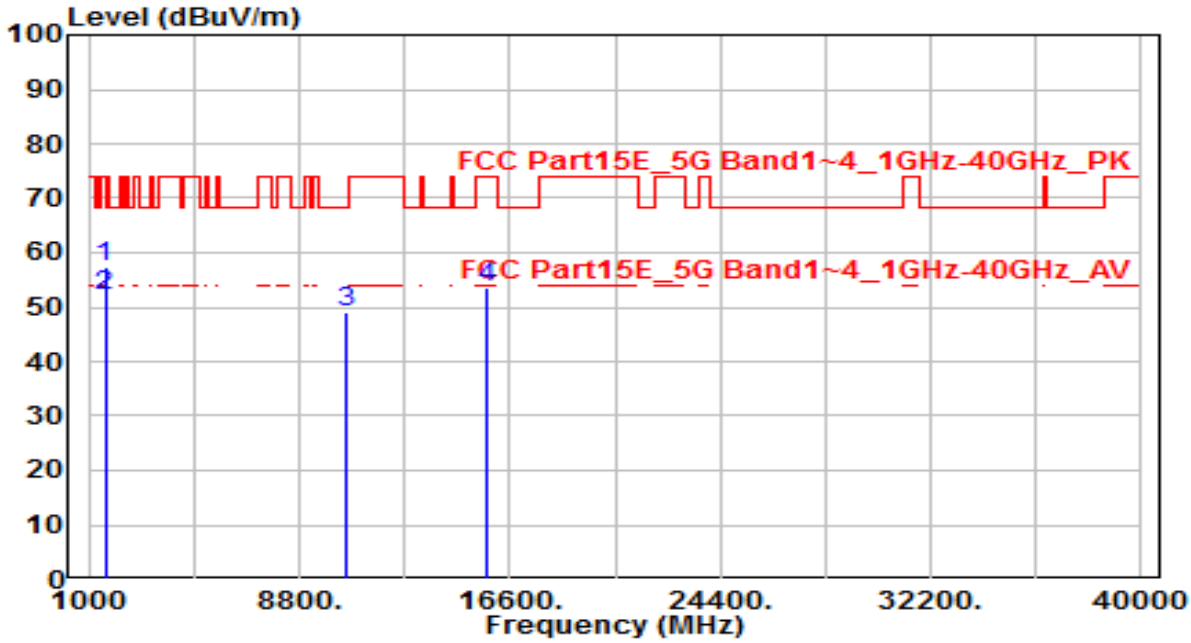


| No | | Frequency (MHz) | Reading (dBuV) | C.F (dB) | Measurement (dBuV/m) | Margin (dB) | Limit (dBuV/m) | Height (cm) | Angle (deg) | Remark (QP/PK/AV) |
|---|---|---|---|---|---|---|---|---|---|---|
| 1 | * | 1599.850 | 62.68 | -5.49 | 57.19 | -16.81 | 74.00 | 185 | 200 | Peak |
| 2 | * | 1599.850 | 57.56 | -5.49 | 52.07 | -1.93 | 54.00 | 185 | 200 | Average |
| 3 | | 10520.000 | 32.34 | 16.90 | 49.23 | -18.97 | 68.20 | 150 | 400 | Peak |
| 4 | | 15780.000 | 32.90 | 20.70 | 53.60 | -20.40 | 74.00 | 150 | 400 | Peak |

Note:

1. " *", means this data is the worst emission level.
2. C.F (Correction Factor) = Antenna Factor (dB)+ Cable Loss (dB) – Preamplifier(dB).
3. Measurement (dBuV/m) = Reading(dBuV) + C.F (Correction Factor).
4. The emission levels of other frequencies are very lower than the limit and not show in test report.

| EUT | OHMNI TELEPRESENCE ROBOTS | Date of Test | 2020-05-13 |
|---|---|---|---|
| Factor | BBHA 9120D & BBHA 9170 | Temp. / Humidity | 25°C /65% |
| Polarity | Horizontal | Site / Test Engineer | AC1 / Kaunaz |
| Test Mode | 802.11n-20_TX_Band2_CH 60_ANT 0+1 | Test Voltage | AC 120V/60Hz |

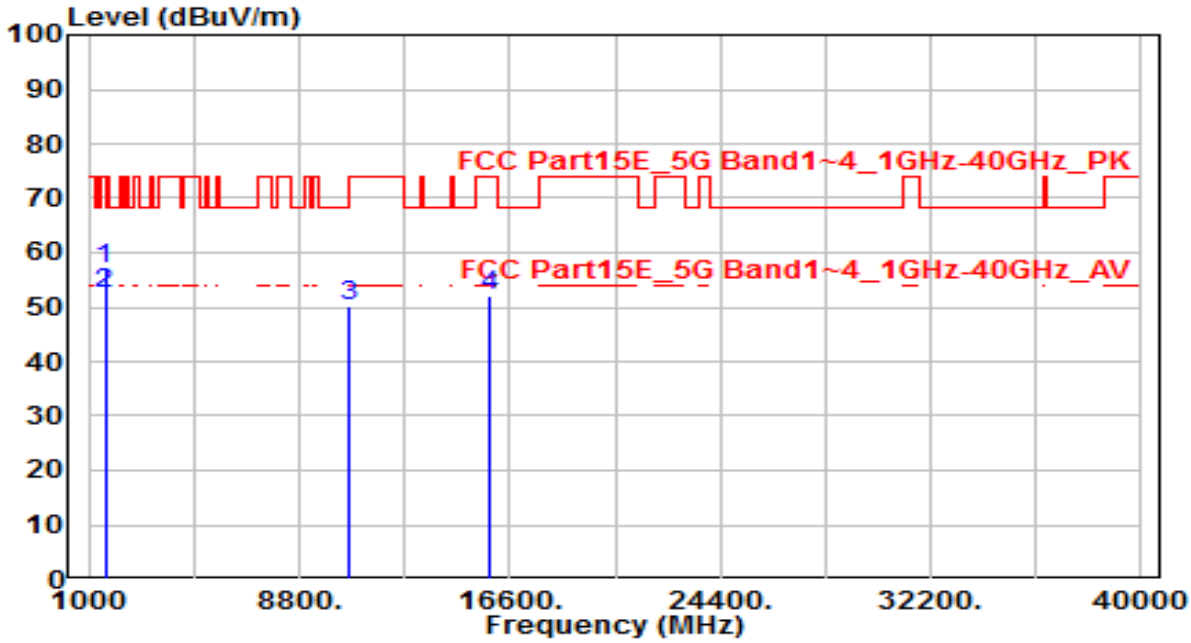


| No | | Frequency (MHz) | Reading (dBuV) | C.F (dB) | Measurement (dBuV/m) | Margin (dB) | Limit (dBuV/m) | Height (cm) | Angle (deg) | Remark (QP/PK/AV) |
|---|---|---|---|---|---|---|---|---|---|---|
| 1 | * | 1600.260 | 62.65 | -5.49 | 57.16 | -16.84 | 74.00 | 100 | 250 | Peak |
| 2 | * | 1600.260 | 57.95 | -5.49 | 52.46 | -1.54 | 54.00 | 100 | 250 | Average |
| 3 | | 10600.000 | 33.27 | 17.01 | 50.28 | -17.92 | 68.20 | 150 | 400 | Peak |
| 4 | | 15900.000 | 31.53 | 20.60 | 52.13 | -21.87 | 74.00 | 150 | 400 | Peak |

Note:

1. " *", means this data is the worst emission level.
2. C.F (Correction Factor) = Antenna Factor (dB)+ Cable Loss (dB) – Preamplifier(dB).
3. Measurement (dBuV/m) = Reading(dBuV) + C.F (Correction Factor).
4. The emission levels of other frequencies are very lower than the limit and not show in test report.

| EUT | OHMNI TELEPRESENCE ROBOTS | Date of Test | 2020-05-13 |
|---|---|---|---|
| Factor | BBHA 9120D & BBHA 9170 | Temp. / Humidity | 25°C /65% |
| Polarity | Vertical | Site / Test Engineer | AC1 / Kaunaz |
| Test Mode | 802.11n-20_TX_Band2_CH 60_ANT 0+1 | Test Voltage | AC 120V/60Hz |

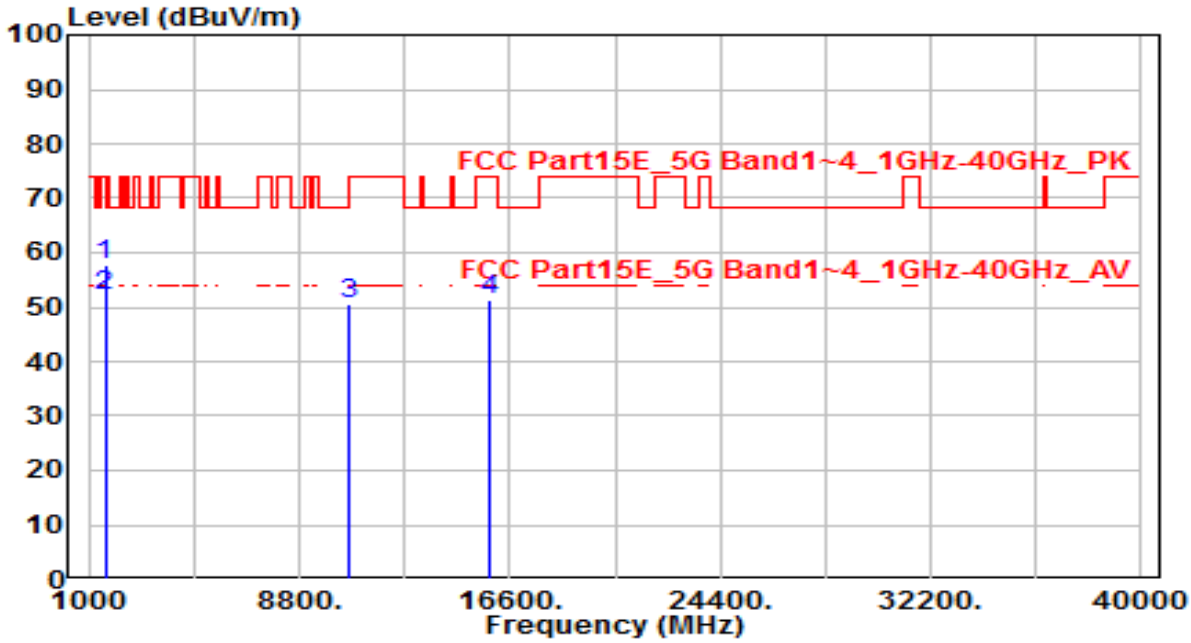


| No | | Frequency (MHz) | Reading (dBuV) | C.F (dB) | Measurement (dBuV/m) | Margin (dB) | Limit (dBuV/m) | Height (cm) | Angle (deg) | Remark (QP/PK/AV) |
|---|---|---|---|---|---|---|---|---|---|---|
| 1 | * | 1600.050 | 63.26 | -5.49 | 57.77 | -16.23 | 74.00 | 185 | 200 | Peak |
| 2 | * | 1600.050 | 57.65 | -5.49 | 52.16 | -1.84 | 54.00 | 185 | 200 | Average |
| 3 | | 10600.000 | 33.55 | 17.01 | 50.56 | -17.64 | 68.20 | 150 | 400 | Peak |
| 4 | | 15900.000 | 30.69 | 20.60 | 51.29 | -22.71 | 74.00 | 150 | 400 | Peak |

Note:

1. " *", means this data is the worst emission level.
2. C.F (Correction Factor) = Antenna Factor (dB)+ Cable Loss (dB) – Preamplifier(dB).
3. Measurement (dBuV/m) = Reading(dBuV) + C.F (Correction Factor).
4. The emission levels of other frequencies are very lower than the limit and not show in test report.

| EUT | OHMNI TELEPRESENCE ROBOTS | Date of Test | 2020-05-13 |
|---|---|---|---|
| Factor | BBHA 9120D & BBHA 9170 | Temp. / Humidity | 25°C /65% |
| Polarity | Horizontal | Site / Test Engineer | AC1 / Kaunaz |
| Test Mode | 802.11n-20_TX_Band2_CH 64_ANT 0+1 | Test Voltage | AC 120V/60Hz |

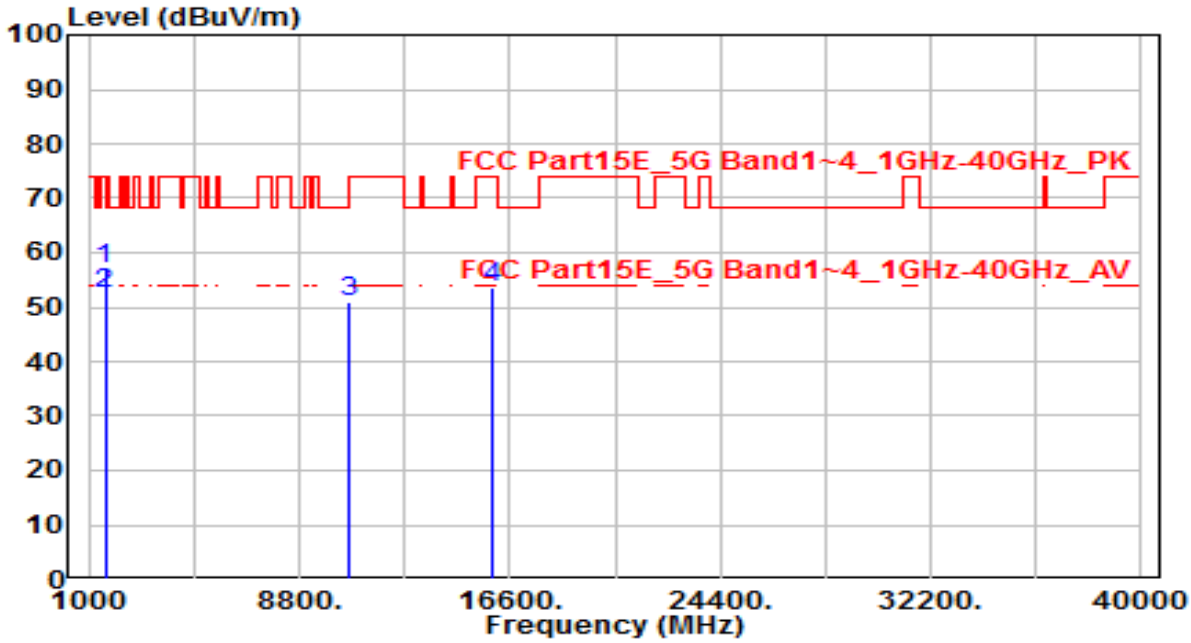


| No | | Frequency (MHz) | Reading (dBuV) | C.F (dB) | Measurement (dBuV/m) | Margin (dB) | Limit (dBuV/m) | Height (cm) | Angle (deg) | Remark (QP/PK/AV) |
|---|---|---|---|---|---|---|---|---|---|---|
| 1 | * | 1600.265 | 62.56 | -5.49 | 57.07 | -16.93 | 74.00 | 100 | 250 | Peak |
| 2 | * | 1600.265 | 57.78 | -5.49 | 52.29 | -1.71 | 54.00 | 100 | 250 | Average |
| 3 | | 10640.000 | 33.72 | 17.07 | 50.79 | -23.21 | 74.00 | 150 | 400 | Peak |
| 4 | | 15960.000 | 33.11 | 20.55 | 53.66 | -20.34 | 74.00 | 150 | 400 | Peak |

Note:

1. " *", means this data is the worst emission level.
2. C.F (Correction Factor) = Antenna Factor (dB)+ Cable Loss (dB) – Preamplifier(dB).
3. Measurement (dBuV/m) = Reading(dBuV) + C.F (Correction Factor).
4. The emission levels of other frequencies are very lower than the limit and not show in test report.

| EUT | OHMNI TELEPRESENCE ROBOTS | Date of Test | 2020-05-13 |
|---|---|---|---|
| Factor | BBHA 9120D & BBHA 9170 | Temp. / Humidity | 25°C /65% |
| Polarity | Vertical | Site / Test Engineer | AC1 / Kaunaz |
| Test Mode | 802.11n-20_TX_Band2_CH 64_ANT 0+1 | Test Voltage | AC 120V/60Hz |

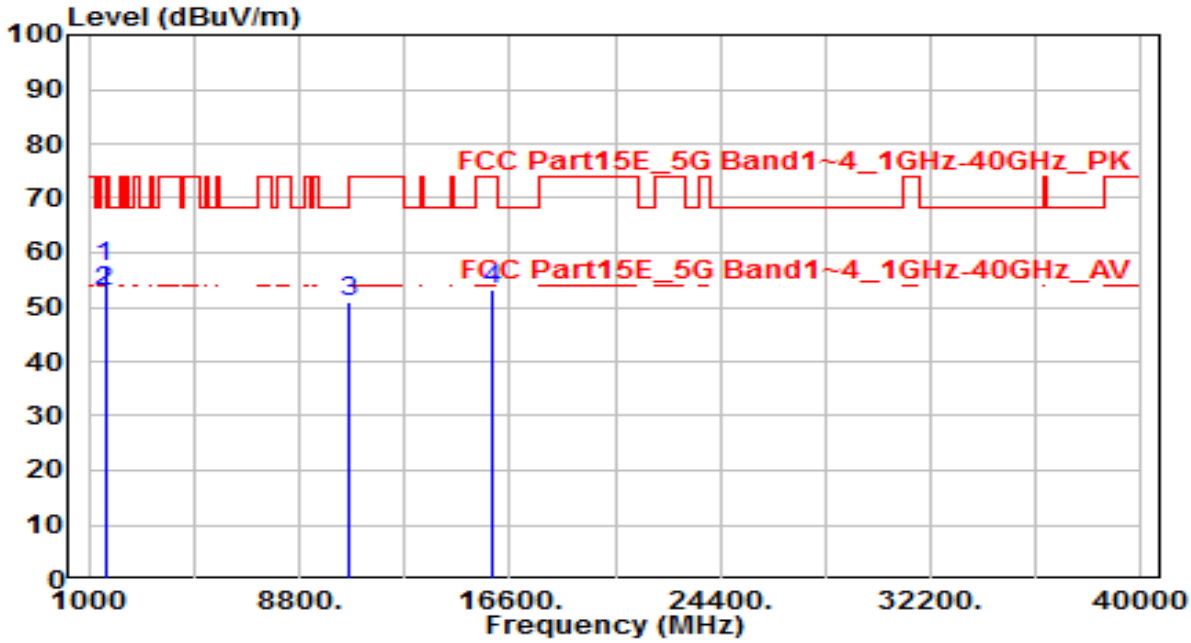


| No | | Frequency (MHz) | Reading (dBuV) | C.F (dB) | Measurement (dBuV/m) | Margin (dB) | Limit (dBuV/m) | Height (cm) | Angle (deg) | Remark (QP/PK/AV) |
|---|---|---|---|---|---|---|---|---|---|---|
| 1 | * | 1600.115 | 62.68 | -5.49 | 57.19 | -16.81 | 74.00 | 185 | 200 | Peak |
| 2 | * | 1600.115 | 58.26 | -5.49 | 52.77 | -1.23 | 54.00 | 185 | 200 | Average |
| 3 | | 10640.000 | 33.80 | 17.07 | 50.87 | -23.13 | 74.00 | 150 | 400 | Peak |
| 4 | | 15960.000 | 32.62 | 20.55 | 53.17 | -20.83 | 74.00 | 150 | 400 | Peak |

Note:

1. " *", means this data is the worst emission level.
2. C.F (Correction Factor) = Antenna Factor (dB)+ Cable Loss (dB) – Preamplifier(dB).
3. Measurement (dBuV/m) = Reading(dBuV) + C.F (Correction Factor).
4. The emission levels of other frequencies are very lower than the limit and not show in test report.

| EUT | OHMNI TELEPRESENCE ROBOTS | Date of Test | 2020-05-13 |
|---|---|---|---|
| Factor | BBHA 9120D & BBHA 9170 | Temp. / Humidity | 25°C /65% |
| Polarity | Horizontal | Site / Test Engineer | AC1 / Kaunaz |
| Test Mode | 802.11n-20_TX_Band3_CH 100_ANT 0+1 | Test Voltage | AC 120V/60Hz |

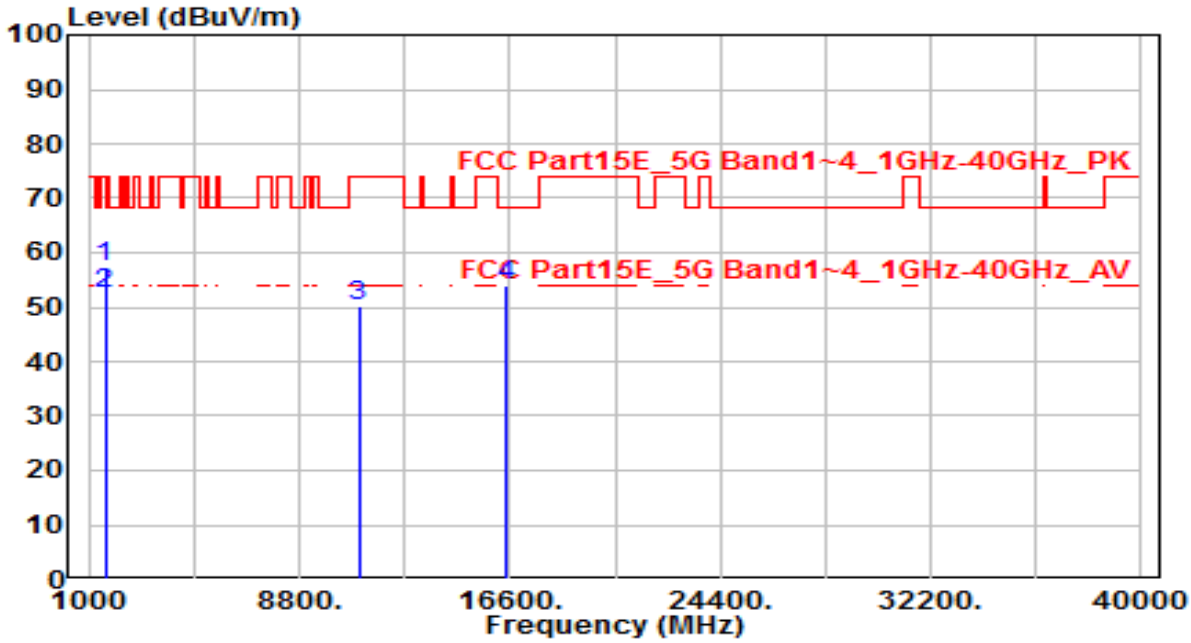


| No | | Frequency (MHz) | Reading (dBuV) | C.F (dB) | Measurement (dBuV/m) | Margin (dB) | Limit (dBuV/m) | Height (cm) | Angle (deg) | Remark (QP/PK/AV) |
|---|---|---|---|---|---|---|---|---|---|---|
| 1 | * | 1600.260 | 62.66 | -5.49 | 57.17 | -16.83 | 74.00 | 100 | 250 | Peak |
| 2 | * | 1600.260 | 57.84 | -5.49 | 52.35 | -1.65 | 54.00 | 100 | 250 | Average |
| 3 | | 11000.000 | 32.73 | 17.58 | 50.31 | -23.69 | 74.00 | 150 | 400 | Peak |
| 4 | | 16500.000 | 31.96 | 21.96 | 53.92 | -14.28 | 68.20 | 150 | 400 | Peak |

Note:

1. " *", means this data is the worst emission level.
2. C.F (Correction Factor) = Antenna Factor (dB)+ Cable Loss (dB) – Preamplifier(dB).
3. Measurement (dBuV/m) = Reading(dBuV) + C.F (Correction Factor).
4. The emission levels of other frequencies are very lower than the limit and not show in test report.

| EUT | OHMNI TELEPRESENCE ROBOTS | Date of Test | 2020-05-13 |
|---|---|---|---|
| Factor | BBHA 9120D & BBHA 9170 | Temp. / Humidity | 25°C /65% |
| Polarity | Vertical | Site / Test Engineer | AC1 / Kaunaz |
| Test Mode | 802.11n-20_TX_Band3_CH 100_ANT 0+1 | Test Voltage | AC 120V/60Hz |

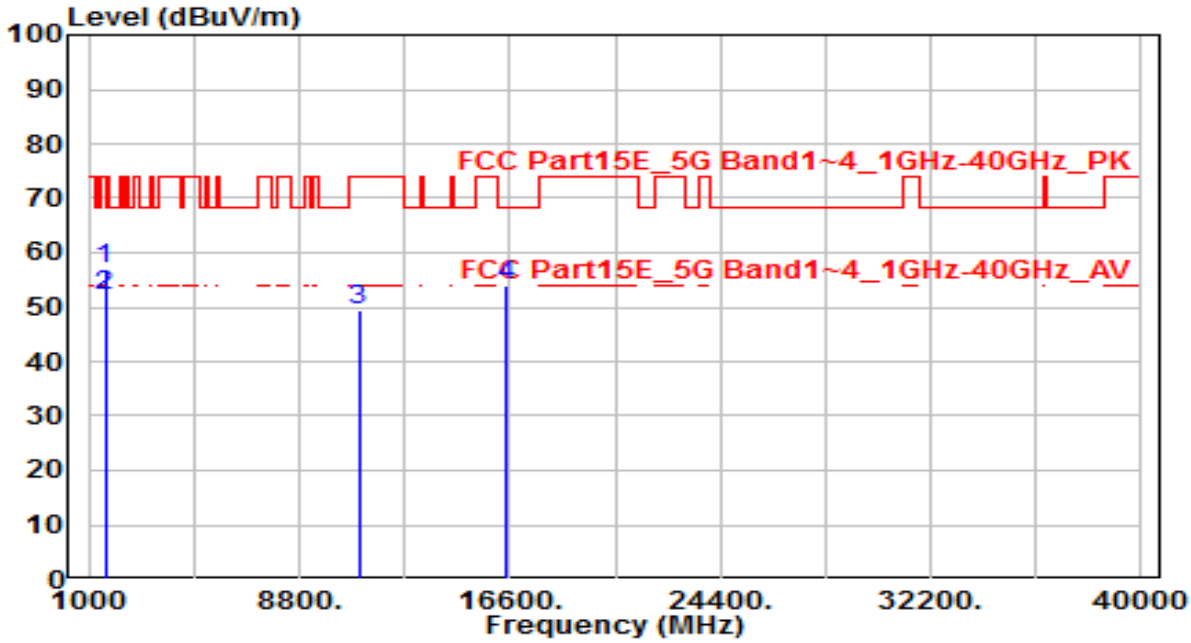


| No | | Frequency (MHz) | Reading (dBuV) | C.F (dB) | Measurement (dBuV/m) | Margin (dB) | Limit (dBuV/m) | Height (cm) | Angle (deg) | Remark (QP/PK/AV) |
|---|---|---|---|---|---|---|---|---|---|---|
| 1 | * | 1600.215 | 62.65 | -5.49 | 57.16 | -16.84 | 74.00 | 185 | 200 | Peak |
| 2 | * | 1600.215 | 57.75 | -5.49 | 52.26 | -1.74 | 54.00 | 185 | 200 | Average |
| 3 | | 11000.000 | 31.85 | 17.58 | 49.43 | -24.57 | 74.00 | 150 | 400 | Peak |
| 4 | | 16500.000 | 32.10 | 21.96 | 54.06 | -14.14 | 68.20 | 150 | 400 | Peak |

Note:

1. " *", means this data is the worst emission level.
2. C.F (Correction Factor) = Antenna Factor (dB)+ Cable Loss (dB) – Preamplifier(dB).
3. Measurement (dBuV/m) = Reading(dBuV) + C.F (Correction Factor).
4. The emission levels of other frequencies are very lower than the limit and not show in test report.

| EUT | OHMNI TELEPRESENCE ROBOTS | Date of Test | 2020-05-13 |
|---|---|---|---|
| Factor | BBHA 9120D & BBHA 9170 | Temp. / Humidity | 25°C /65% |
| Polarity | Horizontal | Site / Test Engineer | AC1 / Kaunaz |
| Test Mode | 802.11n-20_TX_Band3_CH 120_ANT 0+1 | Test Voltage | AC 120V/60Hz |

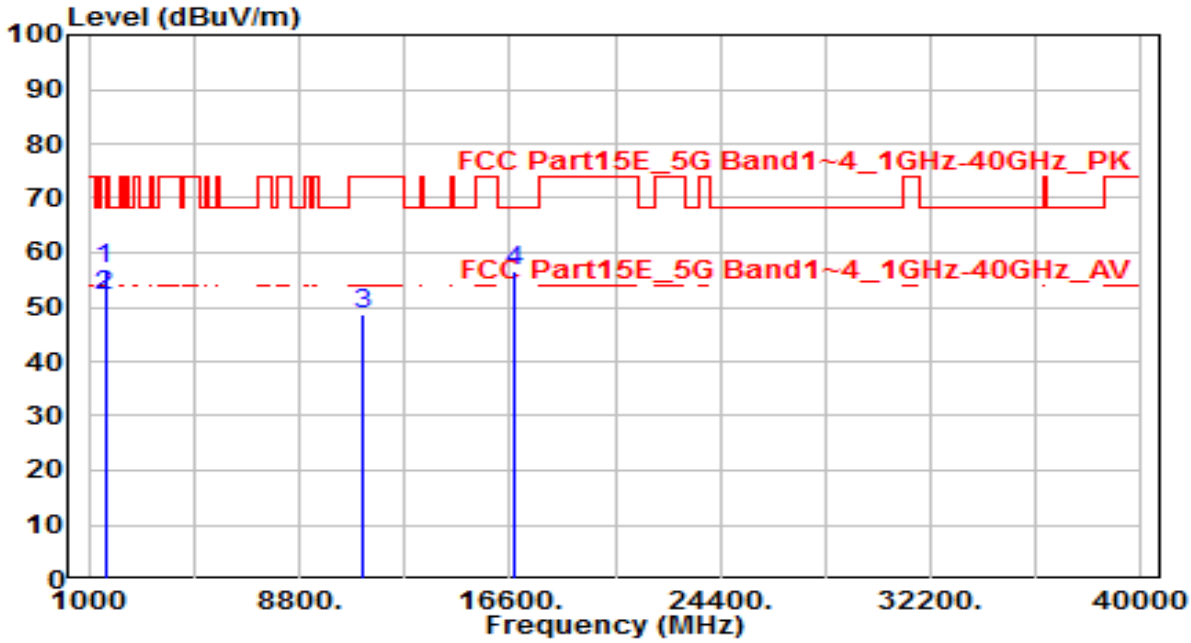


| No | | Frequency (MHz) | Reading (dBuV) | C.F (dB) | Measurement (dBuV/m) | Margin (dB) | Limit (dBuV/m) | Height (cm) | Angle (deg) | Remark (QP/PK/AV) |
|---|---|---|---|---|---|---|---|---|---|---|
| 1 | * | 1600.000 | 62.56 | -5.49 | 57.07 | -16.93 | 74.00 | 100 | 250 | Peak |
| 2 | * | 1600.000 | 57.74 | -5.49 | 52.25 | -1.75 | 54.00 | 100 | 250 | Average |
| 3 | | 11120.000 | 30.90 | 17.69 | 48.59 | -25.41 | 74.00 | 150 | 400 | Peak |
| 4 | | 16800.000 | 32.42 | 24.09 | 56.51 | -11.69 | 68.20 | 150 | 400 | Peak |

Note:

1. " *", means this data is the worst emission level.
2. C.F (Correction Factor) = Antenna Factor (dB)+ Cable Loss (dB) – Preamplifier(dB).
3. Measurement (dBuV/m) = Reading(dBuV) + C.F (Correction Factor).
4. The emission levels of other frequencies are very lower than the limit and not show in test report.

| EUT | OHMNI TELEPRESENCE ROBOTS | Date of Test | 2020-05-13 |
|---|---|---|---|
| Factor | BBHA 9120D & BBHA 9170 | Temp. / Humidity | 25°C /65% |
| Polarity | Vertical | Site / Test Engineer | AC1 / Kaunaz |
| Test Mode | 802.11n-20_TX_Band3_CH 120_ANT 0+1 | Test Voltage | AC 120V/60Hz |

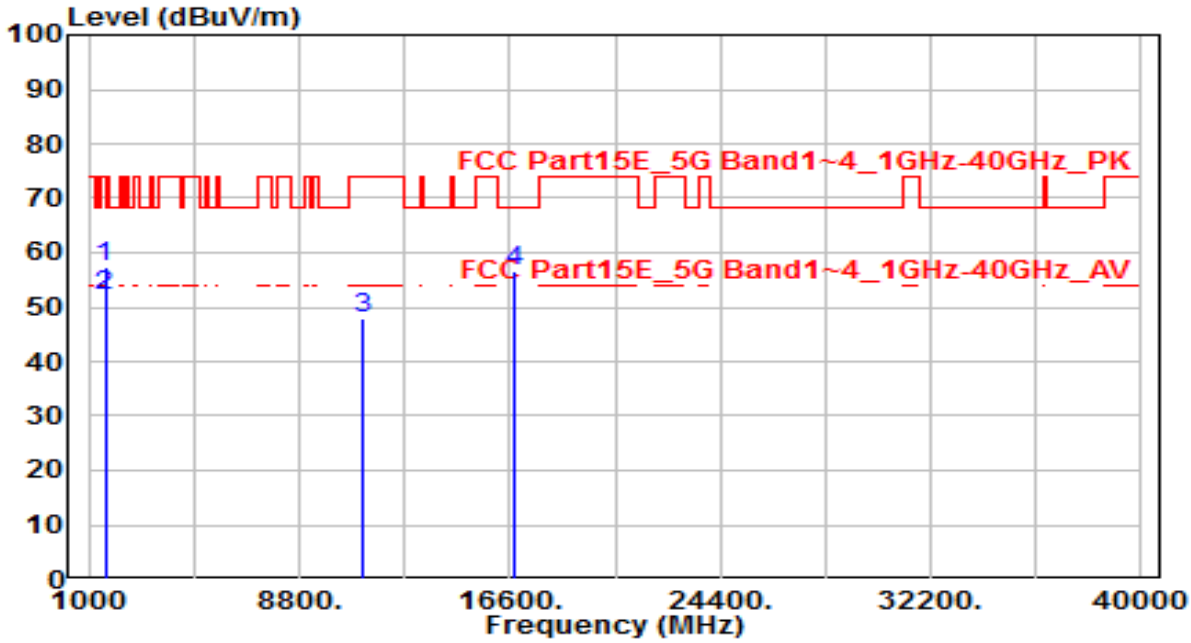


| No | | Frequency (MHz) | Reading (dBuV) | C.F (dB) | Measurement (dBuV/m) | Margin (dB) | Limit (dBuV/m) | Height (cm) | Angle (deg) | Remark (QP/PK/AV) |
|---|---|---|---|---|---|---|---|---|---|---|
| 1 | * | 1600.115 | 62.68 | -5.49 | 57.19 | -16.81 | 74.00 | 185 | 200 | Peak |
| 2 | * | 1600.115 | 57.64 | -5.49 | 52.15 | -1.85 | 54.00 | 185 | 200 | Average |
| 3 | | 11120.000 | 30.28 | 17.69 | 47.98 | -26.02 | 74.00 | 150 | 400 | Peak |
| 4 | | 16800.000 | 32.58 | 24.09 | 56.67 | -11.53 | 68.20 | 150 | 400 | Peak |

Note:

1. " *", means this data is the worst emission level.
2. C.F (Correction Factor) = Antenna Factor (dB)+ Cable Loss (dB) – Preamplifier(dB).
3. Measurement (dBuV/m) = Reading(dBuV) + C.F (Correction Factor).
4. The emission levels of other frequencies are very lower than the limit and not show in test report.

| EUT | OHMNI TELEPRESENCE ROBOTS | Date of Test | 2020-05-13 |
|---|---|---|---|
| Factor | BBHA 9120D & BBHA 9170 | Temp. / Humidity | 25°C /65% |
| Polarity | Horizontal | Site / Test Engineer | AC1 / Kaunaz |
| Test Mode | 802.11n-20_TX_Band3_CH 140_ANT 0+1 | Test Voltage | AC 120V/60Hz |

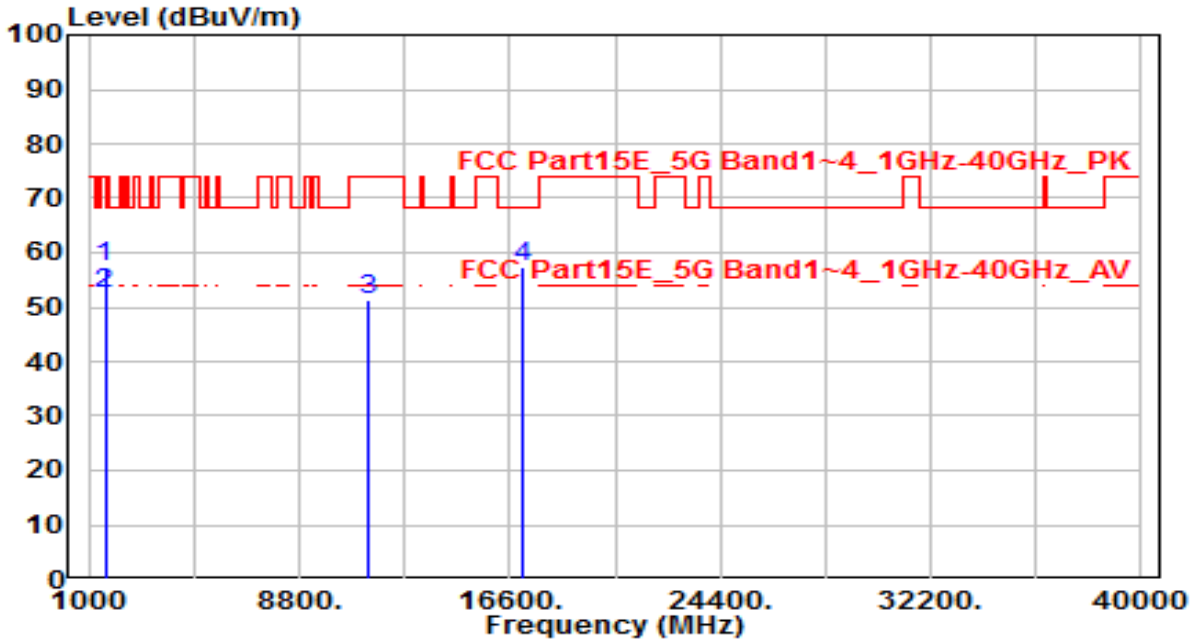


| No | | Frequency (MHz) | Reading (dBuV) | C.F (dB) | Measurement (dBuV/m) | Margin (dB) | Limit (dBuV/m) | Height (cm) | Angle (deg) | Remark (QP/PK/AV) |
|---|---|---|---|---|---|---|---|---|---|---|
| 1 | * | 1600.118 | 62.68 | -5.49 | 57.19 | -16.81 | 74.00 | 100 | 250 | Peak |
| 2 | * | 1600.118 | 57.88 | -5.49 | 52.39 | -1.61 | 54.00 | 100 | 250 | Average |
| 3 | | 11400.000 | 33.32 | 17.96 | 51.27 | -22.73 | 74.00 | 150 | 400 | Peak |
| 4 | | 17100.000 | 30.97 | 26.46 | 57.43 | -10.77 | 68.20 | 150 | 400 | Peak |

Note:

1. " *", means this data is the worst emission level.
2. C.F (Correction Factor) = Antenna Factor (dB)+ Cable Loss (dB) – Preamplifier(dB).
3. Measurement (dBuV/m) = Reading(dBuV) + C.F (Correction Factor).
4. The emission levels of other frequencies are very lower than the limit and not show in test report.

| EUT | OHMNI TELEPRESENCE ROBOTS | Date of Test | 2020-05-13 |
|---|---|---|---|
| Factor | BBHA 9120D & BBHA 9170 | Temp. / Humidity | 25°C /65% |
| Polarity | Vertical | Site / Test Engineer | AC1 / Kaunaz |
| Test Mode | 802.11n-20_TX_Band3_CH 140_ANT 0+1 | Test Voltage | AC 120V/60Hz |

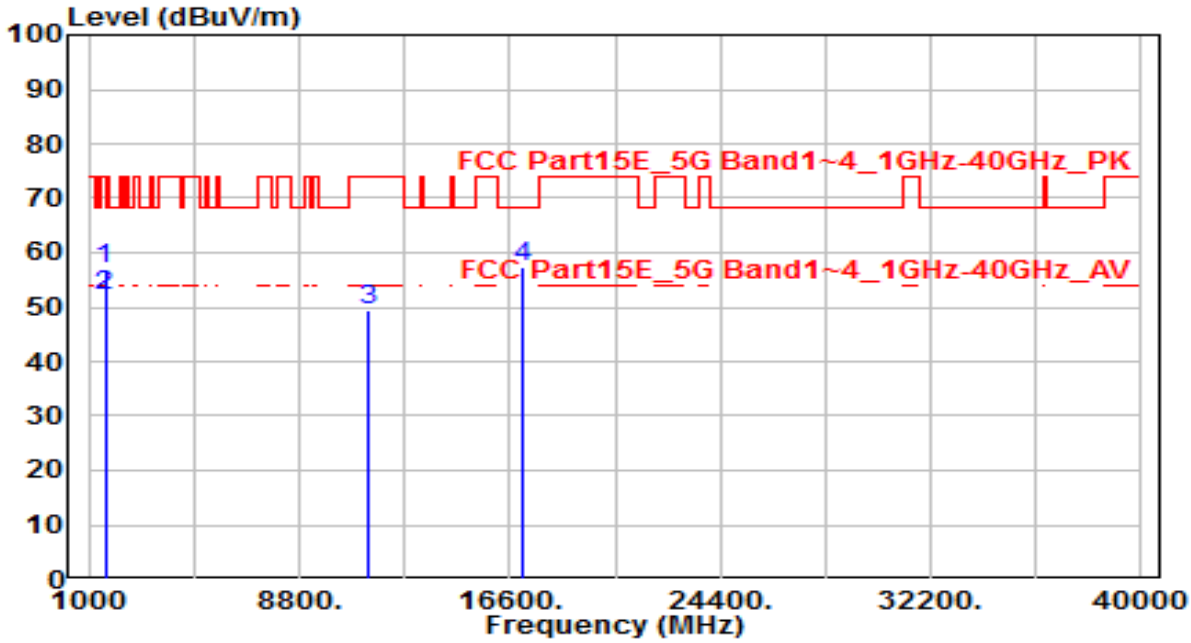


| No | | Frequency (MHz) | Reading (dBuV) | C.F (dB) | Measurement (dBuV/m) | Margin (dB) | Limit (dBuV/m) | Height (cm) | Angle (deg) | Remark (QP/PK/AV) |
|---|---|---|---|---|---|---|---|---|---|---|
| 1 | * | 1600.221 | 62.35 | -5.49 | 56.86 | -17.14 | 74.00 | 185 | 200 | Peak |
| 2 | * | 1600.221 | 57.49 | -5.49 | 52.00 | -2.00 | 54.00 | 185 | 200 | Average |
| 3 | | 11400.000 | 31.43 | 17.96 | 49.38 | -24.62 | 74.00 | 150 | 400 | Peak |
| 4 | | 17100.000 | 30.87 | 26.46 | 57.32 | -10.88 | 68.20 | 150 | 400 | Peak |

Note:

1. " *", means this data is the worst emission level.
2. C.F (Correction Factor) = Antenna Factor (dB)+ Cable Loss (dB) – Preamplifier(dB).
3. Measurement (dBuV/m) = Reading(dBuV) + C.F (Correction Factor).
4. The emission levels of other frequencies are very lower than the limit and not show in test report.

| EUT | OHMNI TELEPRESENCE ROBOTS | Date of Test | 2020-05-13 |
|---|---|---|---|
| Factor | BBHA 9120D & BBHA 9170 | Temp. / Humidity | 25°C /65% |
| Polarity | Horizontal | Site / Test Engineer | AC1 / Kaunaz |
| Test Mode | 802.11n-20_TX_Band3_CH 144_ANT 0+1 | Test Voltage | AC 120V/60Hz |

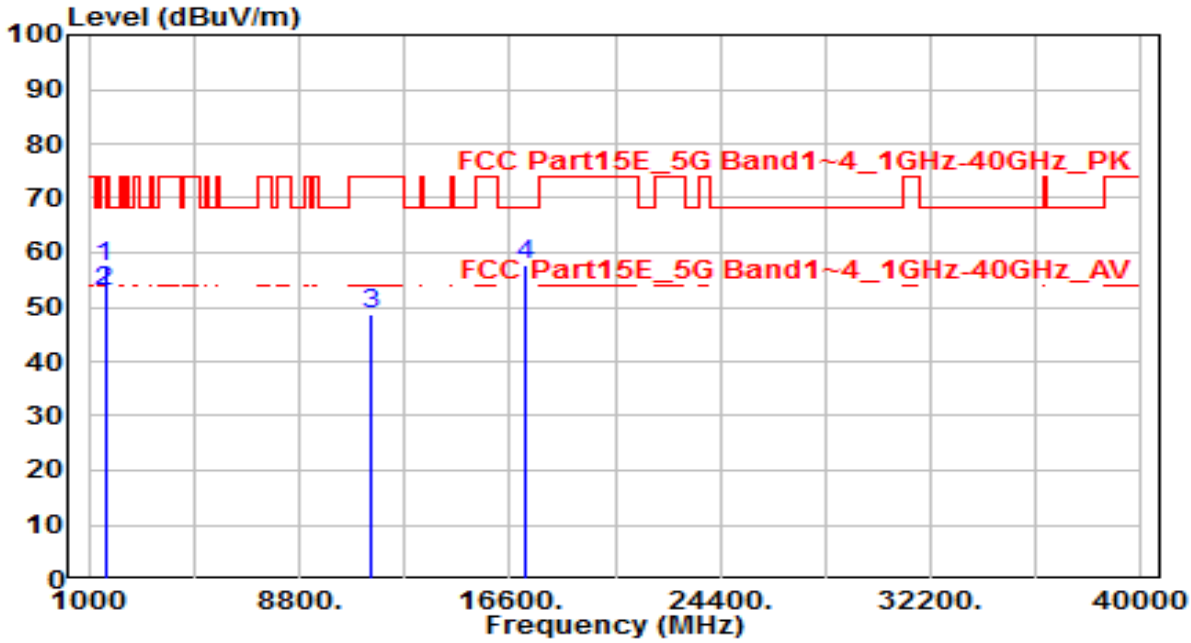


| No | | Frequency (MHz) | Reading (dBuV) | C.F (dB) | Measurement (dBuV/m) | Margin (dB) | Limit (dBuV/m) | Height (cm) | Angle (deg) | Remark (QP/PK/AV) |
|---|---|---|---|---|---|---|---|---|---|---|
| 1 | * | 1600.253 | 62.68 | -5.49 | 57.19 | -16.81 | 74.00 | 100 | 250 | Peak |
| 2 | * | 1600.253 | 58.26 | -5.49 | 52.77 | -1.23 | 54.00 | 100 | 250 | Average |
| 3 | | 11440.000 | 30.76 | 17.99 | 48.75 | -25.25 | 74.00 | 150 | 400 | Peak |
| 4 | | 17160.000 | 30.61 | 27.02 | 57.64 | -10.56 | 68.20 | 150 | 400 | Peak |

Note:

1. " *", means this data is the worst emission level.
2. C.F (Correction Factor) = Antenna Factor (dB)+ Cable Loss (dB) – Preamplifier(dB).
3. Measurement (dBuV/m) = Reading(dBuV) + C.F (Correction Factor).
4. The emission levels of other frequencies are very lower than the limit and not show in test report.

| EUT | OHMNI TELEPRESENCE ROBOTS | Date of Test | 2020-05-13 |
|---|---|---|---|
| Factor | BBHA 9120D & BBHA 9170 | Temp. / Humidity | 25°C /65% |
| Polarity | Vertical | Site / Test Engineer | AC1 / Kaunaz |
| Test Mode | 802.11n-20_TX_Band3_CH 144_ANT 0+1 | Test Voltage | AC 120V/60Hz |

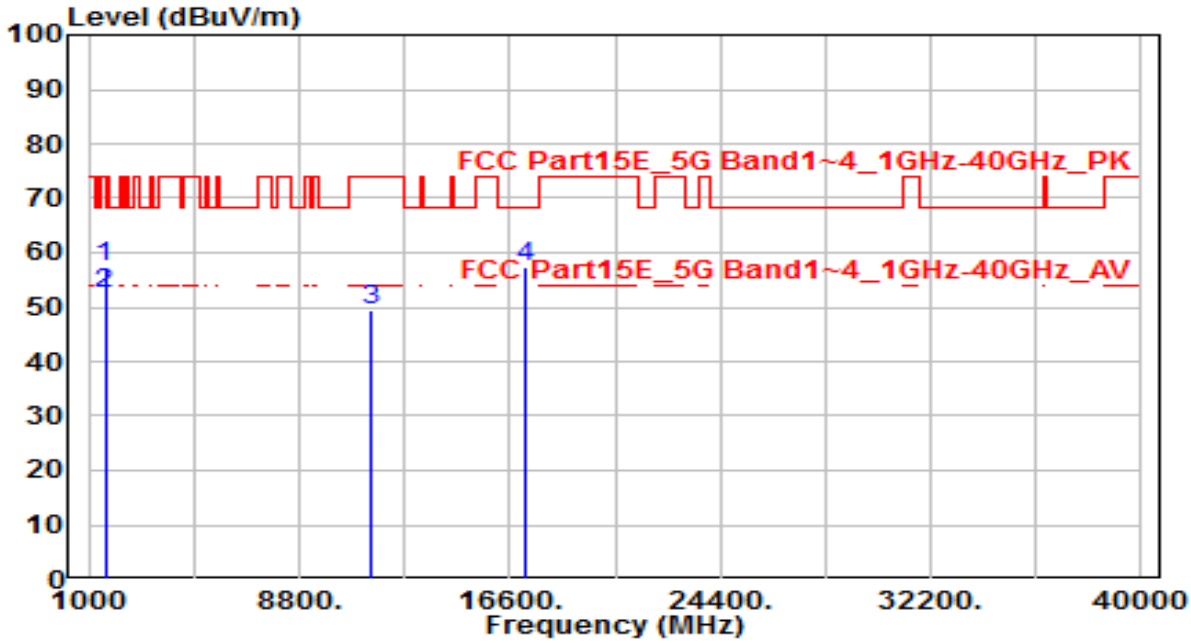


| No | | Frequency (MHz) | Reading (dBuV) | C.F (dB) | Measurement (dBuV/m) | Margin (dB) | Limit (dBuV/m) | Height (cm) | Angle (deg) | Remark (QP/PK/AV) |
|---|---|---|---|---|---|---|---|---|---|---|
| 1 | * | 1599.620 | 62.68 | -5.49 | 57.19 | -16.81 | 74.00 | 185 | 200 | Peak |
| 2 | * | 1599.620 | 57.95 | -5.49 | 52.46 | -1.54 | 54.00 | 185 | 200 | Average |
| 3 | | 11440.000 | 31.42 | 17.99 | 49.41 | -24.59 | 74.00 | 150 | 400 | Peak |
| 4 | | 17160.000 | 30.39 | 27.02 | 57.41 | -10.79 | 68.20 | 150 | 400 | Peak |

Note:

1. " *", means this data is the worst emission level.
2. C.F (Correction Factor) = Antenna Factor (dB)+ Cable Loss (dB) – Preamplifier(dB).
3. Measurement (dBuV/m) = Reading(dBuV) + C.F (Correction Factor).
4. The emission levels of other frequencies are very lower than the limit and not show in test report.

| EUT | OHMNI TELEPRESENCE ROBOTS | Date of Test | 2020-05-13 |
|---|---|---|---|
| Factor | BBHA 9120D & BBHA 9170 | Temp. / Humidity | 25°C /65% |
| Polarity | Horizontal | Site / Test Engineer | AC1 / Kaunaz |
| Test Mode | 802.11n-20_TX_Band4_CH 149_ANT 0+1 | Test Voltage | AC 120V/60Hz |

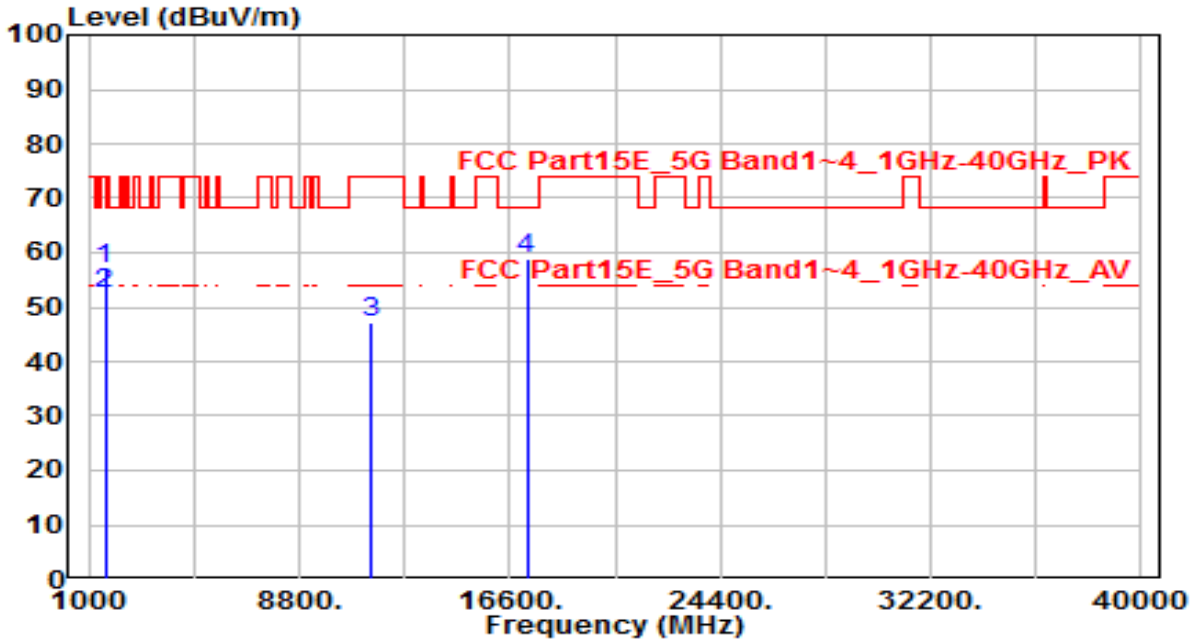


| No | | Frequency (MHz) | Reading (dBuV) | C.F (dB) | Measurement (dBuV/m) | Margin (dB) | Limit (dBuV/m) | Height (cm) | Angle (deg) | Remark (QP/PK/AV) |
|---|---|---|---|---|---|---|---|---|---|---|
| 1 | * | 1600.115 | 62.35 | -5.49 | 56.86 | -17.14 | 74.00 | 100 | 250 | Peak |
| 2 | * | 1600.115 | 57.95 | -5.49 | 52.46 | -1.54 | 54.00 | 100 | 250 | Average |
| 3 | | 11490.000 | 29.16 | 18.04 | 47.20 | -26.80 | 74.00 | 150 | 400 | Peak |
| 4 | | 17235.000 | 31.21 | 27.73 | 58.94 | -9.26 | 68.20 | 150 | 400 | Peak |

Note:

1. " *", means this data is the worst emission level.
2. C.F (Correction Factor) = Antenna Factor (dB)+ Cable Loss (dB) – Preamplifier(dB).
3. Measurement (dBuV/m) = Reading(dBuV) + C.F (Correction Factor).
4. The emission levels of other frequencies are very lower than the limit and not show in test report.

| EUT | OHMNI TELEPRESENCE ROBOTS | Date of Test | 2020-05-13 |
|---|---|---|---|
| Factor | BBHA 9120D & BBHA 9170 | Temp. / Humidity | 25°C /65% |
| Polarity | Vertical | Site / Test Engineer | AC1 / Kaunaz |
| Test Mode | 802.11n-20_TX_Band4_CH 149_ANT 0+1 | Test Voltage | AC 120V/60Hz |

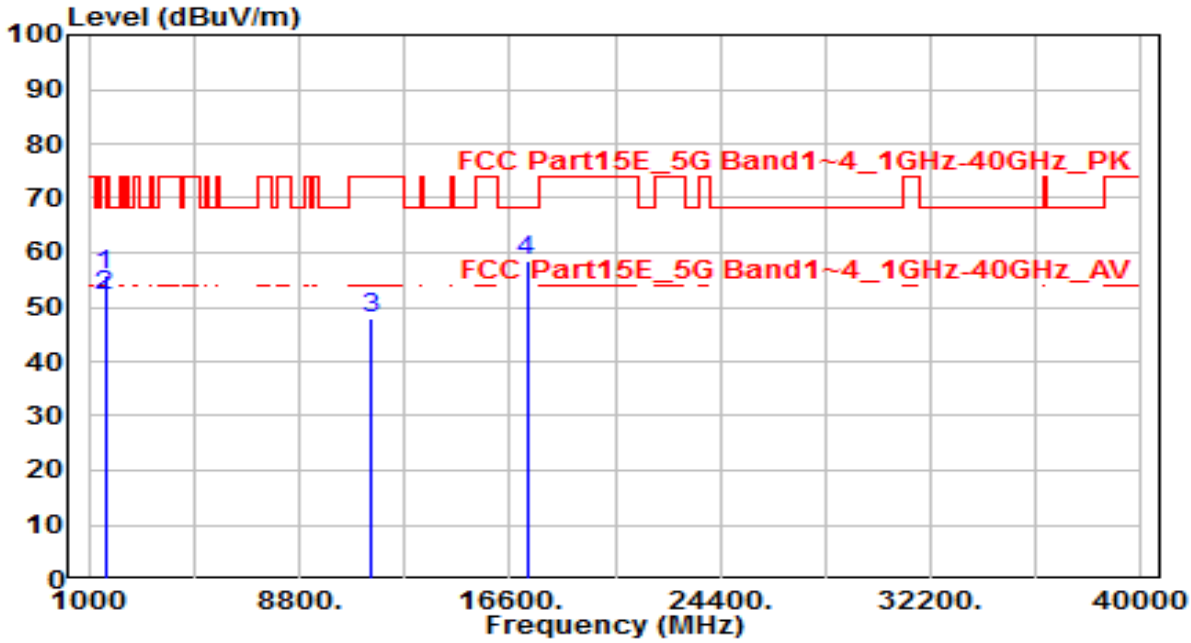


| No | | Frequency (MHz) | Reading (dBuV) | C.F (dB) | Measurement (dBuV/m) | Margin (dB) | Limit (dBuV/m) | Height (cm) | Angle (deg) | Remark (QP/PK/AV) |
|---|---|---|---|---|---|---|---|---|---|---|
| 1 | * | 1599.662 | 61.33 | -5.49 | 55.84 | -18.16 | 74.00 | 185 | 200 | Peak |
| 2 | * | 1599.662 | 57.48 | -5.49 | 51.99 | -2.01 | 54.00 | 185 | 200 | Average |
| 3 | | 11490.000 | 29.88 | 18.04 | 47.92 | -26.08 | 74.00 | 150 | 400 | Peak |
| 4 | | 17235.000 | 30.71 | 27.73 | 58.45 | -9.75 | 68.20 | 150 | 400 | Peak |

Note:

1. " *", means this data is the worst emission level.
2. C.F (Correction Factor) = Antenna Factor (dB)+ Cable Loss (dB) – Preamplifier(dB).
3. Measurement (dBuV/m) = Reading(dBuV) + C.F (Correction Factor).
4. The emission levels of other frequencies are very lower than the limit and not show in test report.

| EUT | OHMNI TELEPRESENCE ROBOTS | Date of Test | 2020-05-13 |
|---|---|---|---|
| Factor | BBHA 9120D & BBHA 9170 | Temp. / Humidity | 25°C /65% |
| Polarity | Horizontal | Site / Test Engineer | AC1 / Kaunaz |
| Test Mode | 802.11n-20_TX_Band4_CH 157_ANT 0+1 | Test Voltage | AC 120V/60Hz |

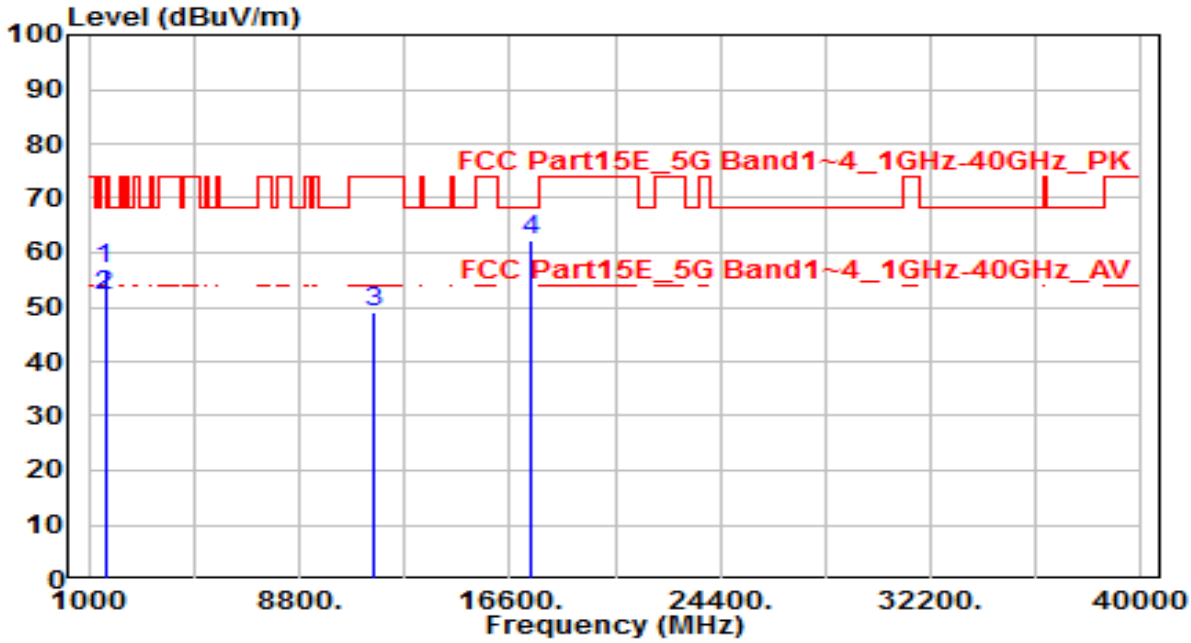


| No | | Frequency (MHz) | Reading (dBuV) | C.F (dB) | Measurement (dBuV/m) | Margin (dB) | Limit (dBuV/m) | Height (cm) | Angle (deg) | Remark (QP/PK/AV) |
|---|---|---|---|---|---|---|---|---|---|---|
| 1 | * | 1600.118 | 62.35 | -5.49 | 56.86 | -17.14 | 74.00 | 100 | 250 | Peak |
| 2 | * | 1600.118 | 57.68 | -5.49 | 52.19 | -1.81 | 54.00 | 100 | 250 | Average |
| 3 | | 11570.000 | 31.05 | 18.02 | 49.07 | -24.93 | 74.00 | 150 | 400 | Peak |
| 4 | | 17355.000 | 33.41 | 28.87 | 62.28 | -5.92 | 68.20 | 150 | 400 | Peak |

Note:

1. " *", means this data is the worst emission level.
2. C.F (Correction Factor) = Antenna Factor (dB)+ Cable Loss (dB) – Preamplifier(dB).
3. Measurement (dBuV/m) = Reading(dBuV) + C.F (Correction Factor).
4. The emission levels of other frequencies are very lower than the limit and not show in test report.

| EUT | OHMNI TELEPRESENCE ROBOTS | Date of Test | 2020-05-13 |
|---|---|---|---|
| Factor | BBHA 9120D & BBHA 9170 | Temp. / Humidity | 25°C /65% |
| Polarity | Vertical | Site / Test Engineer | AC1 / Kaunaz |
| Test Mode | 802.11n-20_TX_Band4_CH 157_ANT 0+1 | Test Voltage | AC 120V/60Hz |

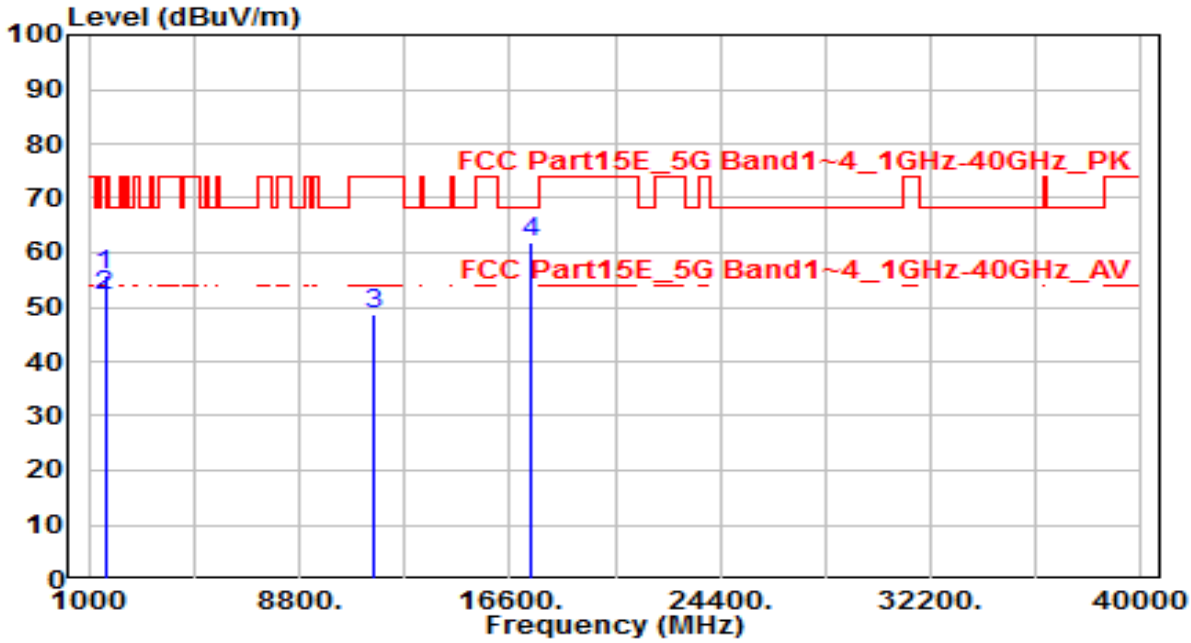


| No | | Frequency (MHz) | Reading (dBuV) | C.F (dB) | Measurement (dBuV/m) | Margin (dB) | Limit (dBuV/m) | Height (cm) | Angle (deg) | Remark (QP/PK/AV) |
|---|---|---|---|---|---|---|---|---|---|---|
| 1 | * | 1600.215 | 61.35 | -5.49 | 55.86 | -18.14 | 74.00 | 185 | 200 | Peak |
| 2 | * | 1600.215 | 57.48 | -5.49 | 51.99 | -2.01 | 54.00 | 185 | 200 | Average |
| 3 | | 11570.000 | 30.65 | 18.02 | 48.67 | -25.33 | 74.00 | 150 | 400 | Peak |
| 4 | | 17355.000 | 32.97 | 28.87 | 61.83 | -6.37 | 68.20 | 150 | 400 | Peak |

Note:

1. " *", means this data is the worst emission level.
2. C.F (Correction Factor) = Antenna Factor (dB)+ Cable Loss (dB) – Preamplifier(dB).
3. Measurement (dBuV/m) = Reading(dBuV) + C.F (Correction Factor).
4. The emission levels of other frequencies are very lower than the limit and not show in test report.

| EUT | OHMNI TELEPRESENCE ROBOTS | Date of Test | 2020-05-13 |
|---|---|---|---|
| Factor | BBHA 9120D & BBHA 9170 | Temp. / Humidity | 25°C /65% |
| Polarity | Horizontal | Site / Test Engineer | AC1 / Kaunaz |
| Test Mode | 802.11n-20_TX_Band4_CH 165_ANT 0+1 | Test Voltage | AC 120V/60Hz |

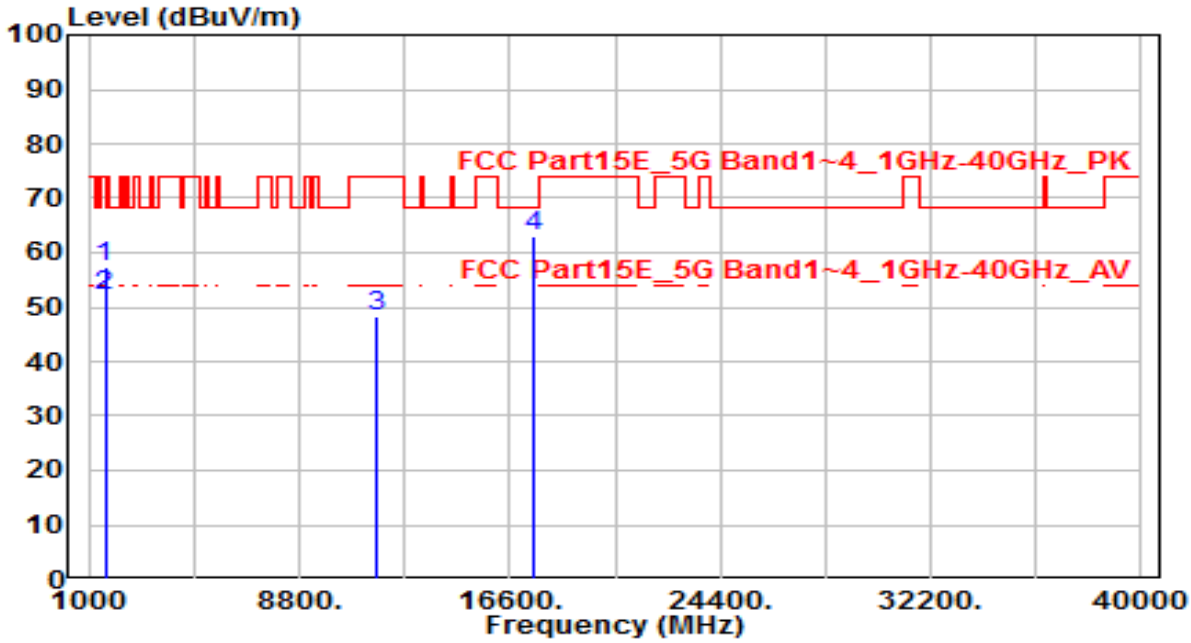


| No | | Frequency (MHz) | Reading (dBuV) | C.F (dB) | Measurement (dBuV/m) | Margin (dB) | Limit (dBuV/m) | Height (cm) | Angle (deg) | Remark (QP/PK/AV) |
|---|---|---|---|---|---|---|---|---|---|---|
| 1 | * | 1600.225 | 62.68 | -5.49 | 57.19 | -16.81 | 74.00 | 100 | 250 | Peak |
| 2 | * | 1600.225 | 57.51 | -5.49 | 52.02 | -1.98 | 54.00 | 100 | 250 | Average |
| 3 | | 11650.000 | 30.33 | 17.98 | 48.31 | -25.69 | 74.00 | 150 | 400 | Peak |
| 4 | | 17475.000 | 33.04 | 30.00 | 63.04 | -5.16 | 68.20 | 150 | 400 | Peak |

Note:

1. " *", means this data is the worst emission level.
2. C.F (Correction Factor) = Antenna Factor (dB)+ Cable Loss (dB) – Preamplifier(dB).
3. Measurement (dBuV/m) = Reading(dBuV) + C.F (Correction Factor).
4. The emission levels of other frequencies are very lower than the limit and not show in test report.

| EUT | OHMNI TELEPRESENCE ROBOTS | Date of Test | 2020-05-13 |
|---|---|---|---|
| Factor | BBHA 9120D & BBHA 9170 | Temp. / Humidity | 25°C /65% |
| Polarity | Vertical | Site / Test Engineer | AC1 / Kaunaz |
| Test Mode | 802.11n-20_TX_Band4_CH 165_ANT 0+1 | Test Voltage | AC 120V/60Hz |

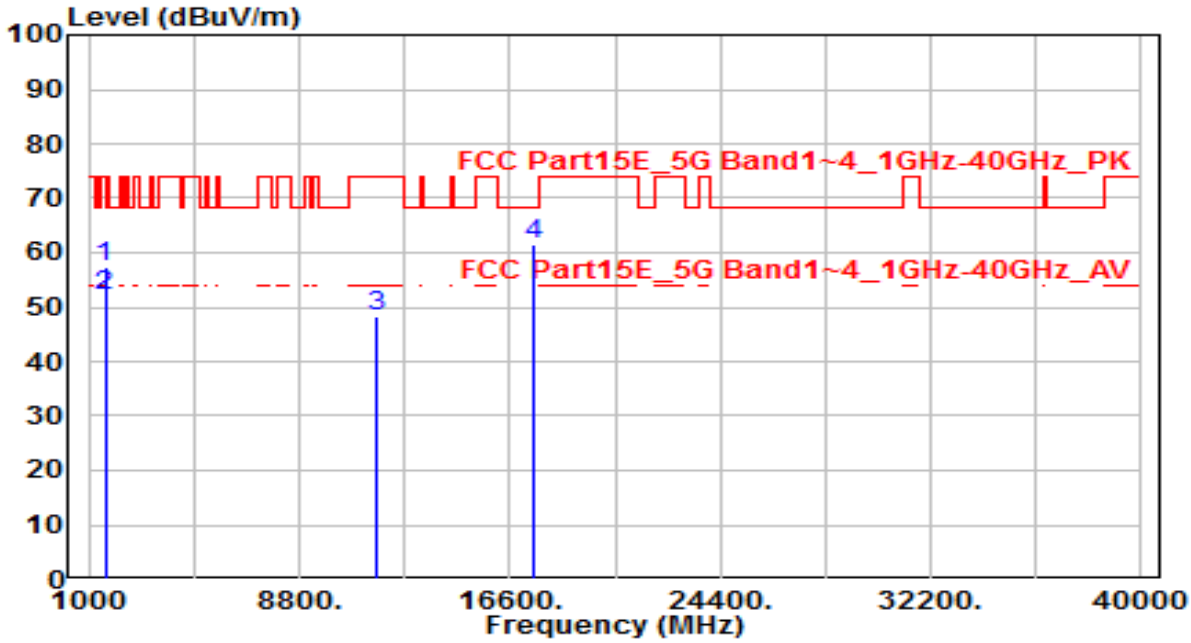


| No | | Frequency (MHz) | Reading (dBuV) | C.F (dB) | Measurement (dBuV/m) | Margin (dB) | Limit (dBuV/m) | Height (cm) | Angle (deg) | Remark (QP/PK/AV) |
|---|---|---|---|---|---|---|---|---|---|---|
| 1 | * | 1599.995 | 62.85 | -5.49 | 57.36 | -16.64 | 74.00 | 185 | 200 | Peak |
| 2 | * | 1599.995 | 57.65 | -5.49 | 52.16 | -1.84 | 54.00 | 185 | 200 | Average |
| 3 | | 11650.000 | 30.28 | 17.98 | 48.26 | -25.74 | 74.00 | 150 | 400 | Peak |
| 4 | | 17475.000 | 31.52 | 30.00 | 61.52 | -6.68 | 68.20 | 150 | 400 | Peak |

Note:

1. " *", means this data is the worst emission level.
2. C.F (Correction Factor) = Antenna Factor (dB)+ Cable Loss (dB) – Preamplifier(dB).
3. Measurement (dBuV/m) = Reading(dBuV) + C.F (Correction Factor).
4. The emission levels of other frequencies are very lower than the limit and not show in test report.

| EUT | OHMNI TELEPRESENCE ROBOTS | Date of Test | 2020-05-13 |
|---|---|---|---|
| Factor | BBHA 9120D & BBHA 9170 | Temp. / Humidity | 25°C /56% |
| Polarity | Horizontal | Site / Test Engineer | AC1 / Kaunaz |
| Test Mode | 802.11n-40_TX_Band1_CH 38_ANT 0+1 | Test Voltage | AC 120V/60Hz |

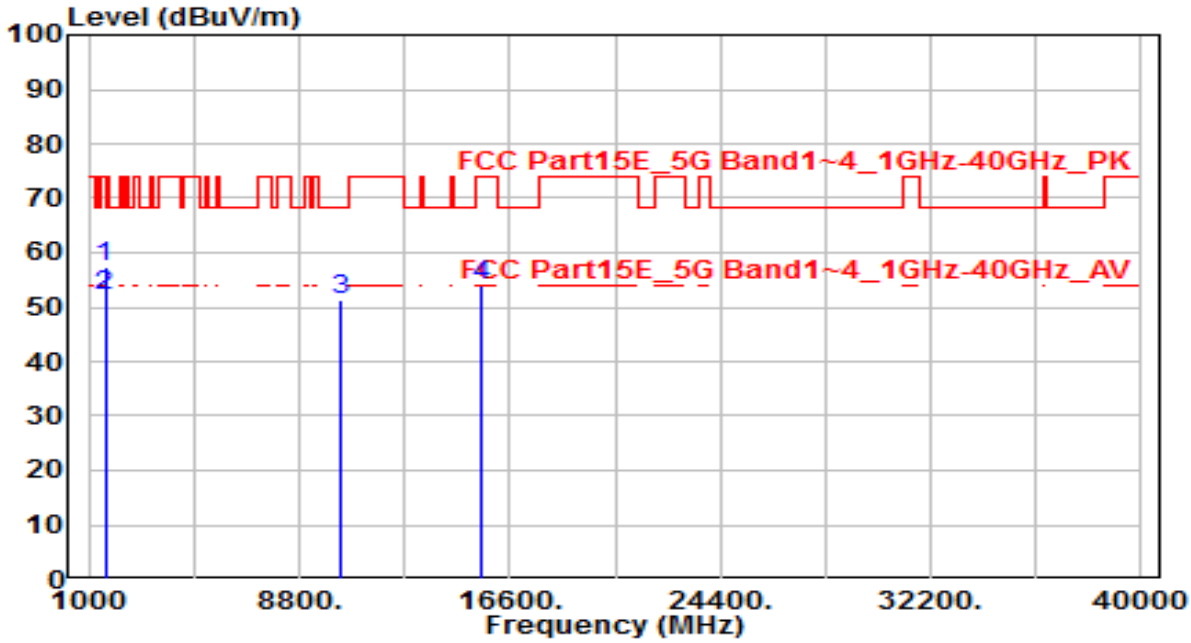


| No | | Frequency (MHz) | Reading (dBuV) | C.F (dB) | Measurement (dBuV/m) | Margin (dB) | Limit (dBuV/m) | Height (cm) | Angle (deg) | Remark (QP/PK/AV) |
|---|---|---|---|---|---|---|---|---|---|---|
| 1 | * | 1599.665 | 62.85 | -5.47 | 57.38 | -16.62 | 74.00 | 100 | 250 | Peak |
| 2 | * | 1599.665 | 57.68 | -5.47 | 52.21 | -1.79 | 54.00 | 100 | 250 | Average |
| 3 | | 10380.000 | 34.72 | 16.66 | 51.38 | -16.82 | 68.20 | 150 | 400 | Peak |
| 4 | | 15570.000 | 32.51 | 21.33 | 53.84 | -20.16 | 74.00 | 150 | 400 | Peak |

Note:

1. " *", means this data is the worst emission level.
2. C.F (Correction Factor) = Antenna Factor (dB)+ Cable Loss (dB) – Preamplifier(dB).
3. Measurement (dBuV/m) = Reading(dBuV) + C.F (Correction Factor).
4. The emission levels of other frequencies are very lower than the limit and not show in test report.

| EUT | OHMNI TELEPRESENCE ROBOTS | Date of Test | 2020-05-13 |
|---|---|---|---|
| Factor | BBHA 9120D & BBHA 9170 | Temp. / Humidity | 25°C /56% |
| Polarity | Vertical | Site / Test Engineer | AC1 / Kaunaz |
| Test Mode | 802.11n-40_TX_Band1_CH 38_ANT 0+1 | Test Voltage | AC 120V/60Hz |

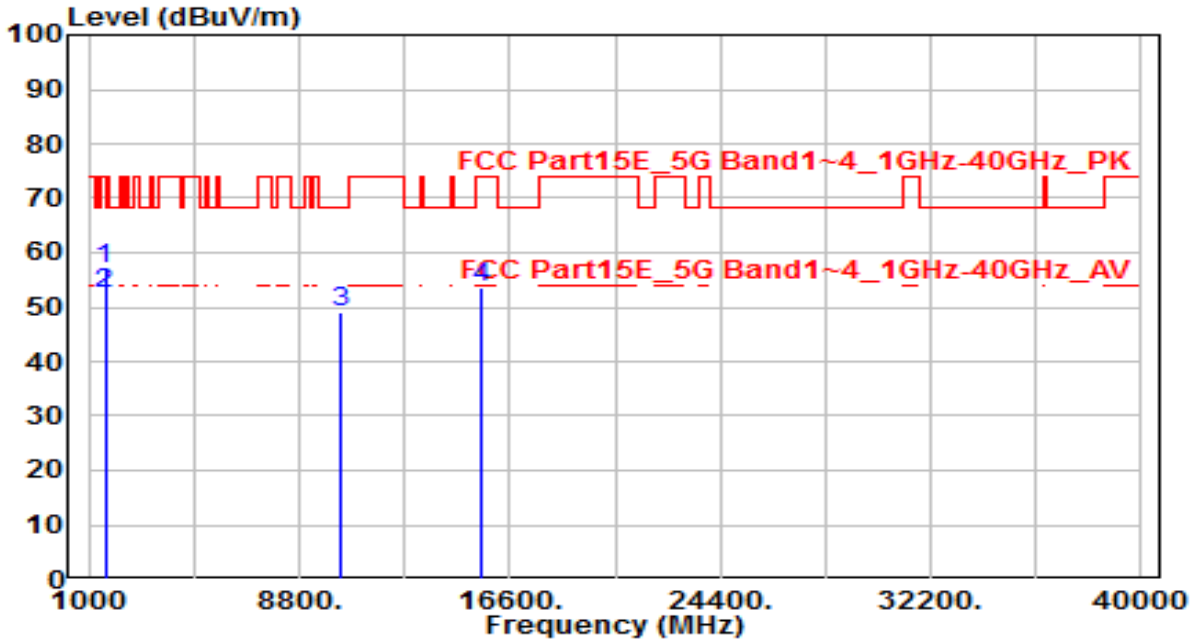


| No | | Frequency (MHz) | Reading (dBuV) | C.F (dB) | Measurement (dBuV/m) | Margin (dB) | Limit (dBuV/m) | Height (cm) | Angle (deg) | Remark (QP/PK/AV) |
|---|---|---|---|---|---|---|---|---|---|---|
| 1 | * | 1599.856 | 62.59 | -5.47 | 57.12 | -16.88 | 74.00 | 185 | 200 | Peak |
| 2 | * | 1599.856 | 57.76 | -5.47 | 52.29 | -1.71 | 54.00 | 185 | 200 | Average |
| 3 | | 10380.000 | 32.32 | 16.66 | 48.98 | -19.22 | 68.20 | 150 | 400 | Peak |
| 4 | | 15570.000 | 32.35 | 21.33 | 53.69 | -20.31 | 74.00 | 150 | 400 | Peak |

Note:

1. " *", means this data is the worst emission level.
2. C.F (Correction Factor) = Antenna Factor (dB)+ Cable Loss (dB) – Preamplifier(dB).
3. Measurement (dBuV/m) = Reading(dBuV) + C.F (Correction Factor).
4. The emission levels of other frequencies are very lower than the limit and not show in test report.

| EUT | OHMNI TELEPRESENCE ROBOTS | Date of Test | 2020-05-13 |
|---|---|---|---|
| Factor | BBHA 9120D & BBHA 9170 | Temp. / Humidity | 25°C /56% |
| Polarity | Horizontal | Site / Test Engineer | AC1 / Kaunaz |
| Test Mode | 802.11n-40_TX_Band1_CH 46_ANT 0+1 | Test Voltage | AC 120V/60Hz |

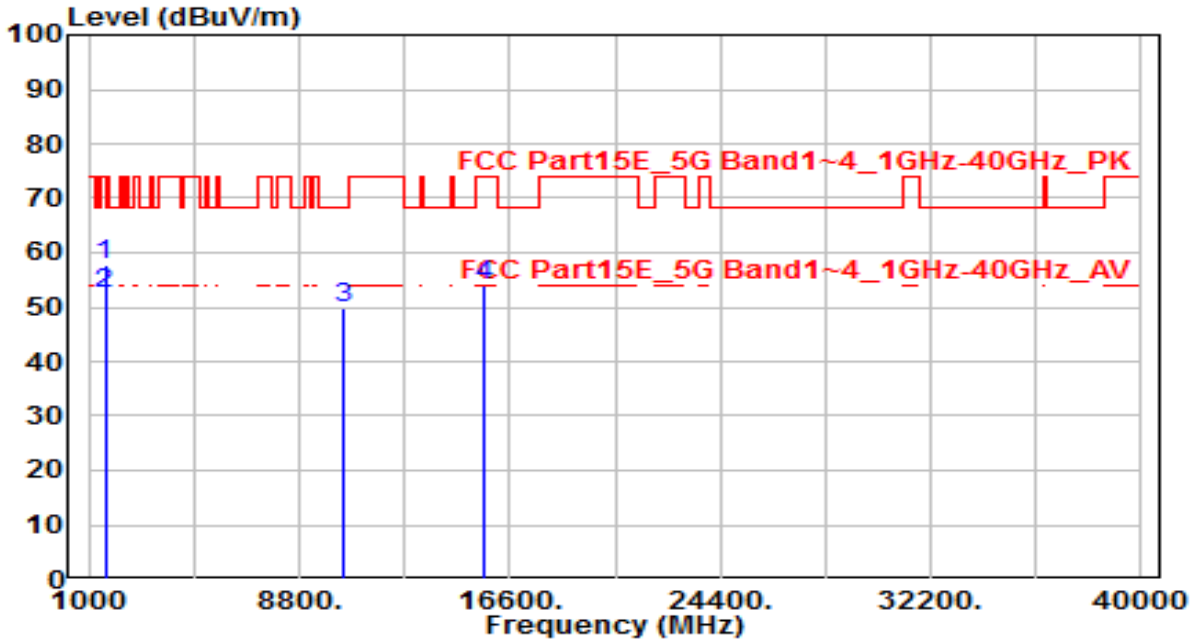


| No | | Frequency (MHz) | Reading (dBuV) | C.F (dB) | Measurement (dBuV/m) | Margin (dB) | Limit (dBuV/m) | Height (cm) | Angle (deg) | Remark (QP/PK/AV) |
|---|---|---|---|---|---|---|---|---|---|---|
| 1 | * | 1600.260 | 63.26 | -5.47 | 57.79 | -16.21 | 74.00 | 100 | 250 | Peak |
| 2 | * | 1600.260 | 57.95 | -5.47 | 52.48 | -1.52 | 54.00 | 100 | 250 | Average |
| 3 | | 10460.000 | 32.89 | 16.93 | 49.82 | -18.38 | 68.20 | 150 | 400 | Peak |
| 4 | | 15690.000 | 32.73 | 21.13 | 53.86 | -20.14 | 74.00 | 150 | 400 | Peak |

Note:

1. " *", means this data is the worst emission level.
2. C.F (Correction Factor) = Antenna Factor (dB)+ Cable Loss (dB) – Preamplifier(dB).
3. Measurement (dBuV/m) = Reading(dBuV) + C.F (Correction Factor).
4. The emission levels of other frequencies are very lower than the limit and not show in test report.

| EUT | OHMNI TELEPRESENCE ROBOTS | Date of Test | 2020-05-13 |
|---|---|---|---|
| Factor | BBHA 9120D & BBHA 9170 | Temp. / Humidity | 25°C /56% |
| Polarity | Vertical | Site / Test Engineer | AC1 / Kaunaz |
| Test Mode | 802.11n-40_TX_Band1_CH 46_ANT 0+1 | Test Voltage | AC 120V/60Hz |

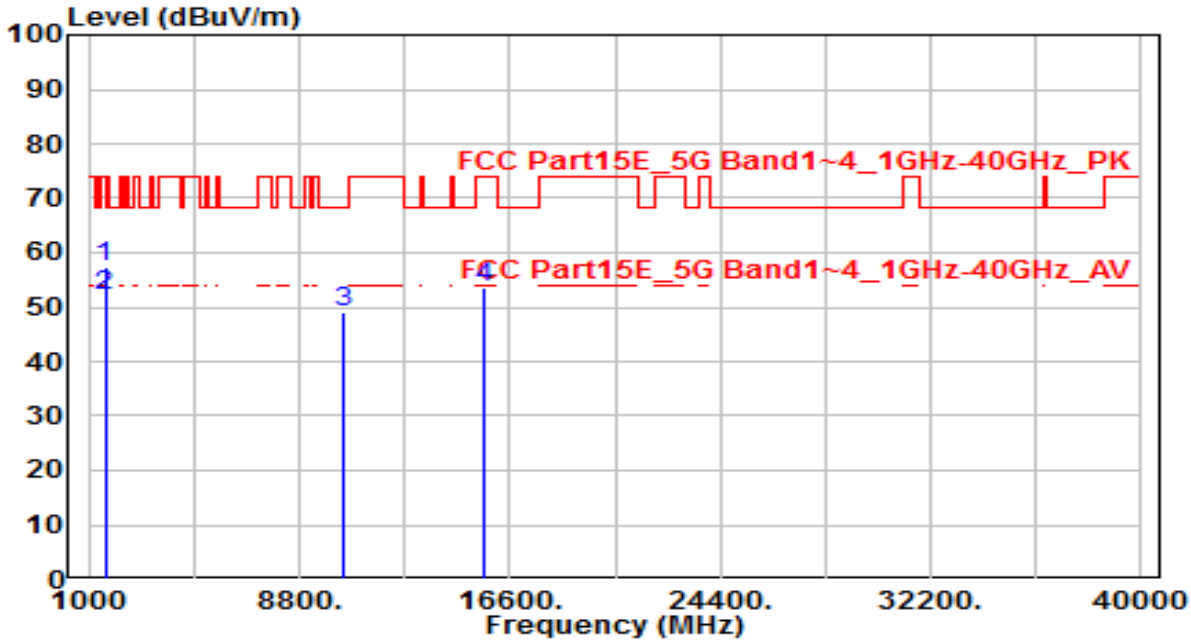


| No | | Frequency (MHz) | Reading (dBuV) | C.F (dB) | Measurement (dBuV/m) | Margin (dB) | Limit (dBuV/m) | Height (cm) | Angle (deg) | Remark (QP/PK/AV) |
|---|---|---|---|---|---|---|---|---|---|---|
| 1 | * | 1599.954 | 62.66 | -5.47 | 57.19 | -16.81 | 74.00 | 185 | 200 | Peak |
| 2 | * | 1599.954 | 57.55 | -5.47 | 52.08 | -1.92 | 54.00 | 185 | 200 | Average |
| 3 | | 10460.000 | 32.22 | 16.93 | 49.15 | -19.05 | 68.20 | 150 | 400 | Peak |
| 4 | | 15690.000 | 32.47 | 21.13 | 53.60 | -20.40 | 74.00 | 150 | 400 | Peak |

Note:

1. " *", means this data is the worst emission level.
2. C.F (Correction Factor) = Antenna Factor (dB)+ Cable Loss (dB) – Preamplifier(dB).
3. Measurement (dBuV/m) = Reading(dBuV) + C.F (Correction Factor).
4. The emission levels of other frequencies are very lower than the limit and not show in test report.

| EUT | OHMNI TELEPRESENCE ROBOTS | Date of Test | 2020-05-13 |
|---|---|---|---|
| Factor | BBHA 9120D & BBHA 9170 | Temp. / Humidity | 25°C /56% |
| Polarity | Horizontal | Site / Test Engineer | AC1 / Kaunaz |
| Test Mode | 802.11n-40_TX_Band2_CH 54_ANT 0+1 | Test Voltage | AC 120V/60Hz |

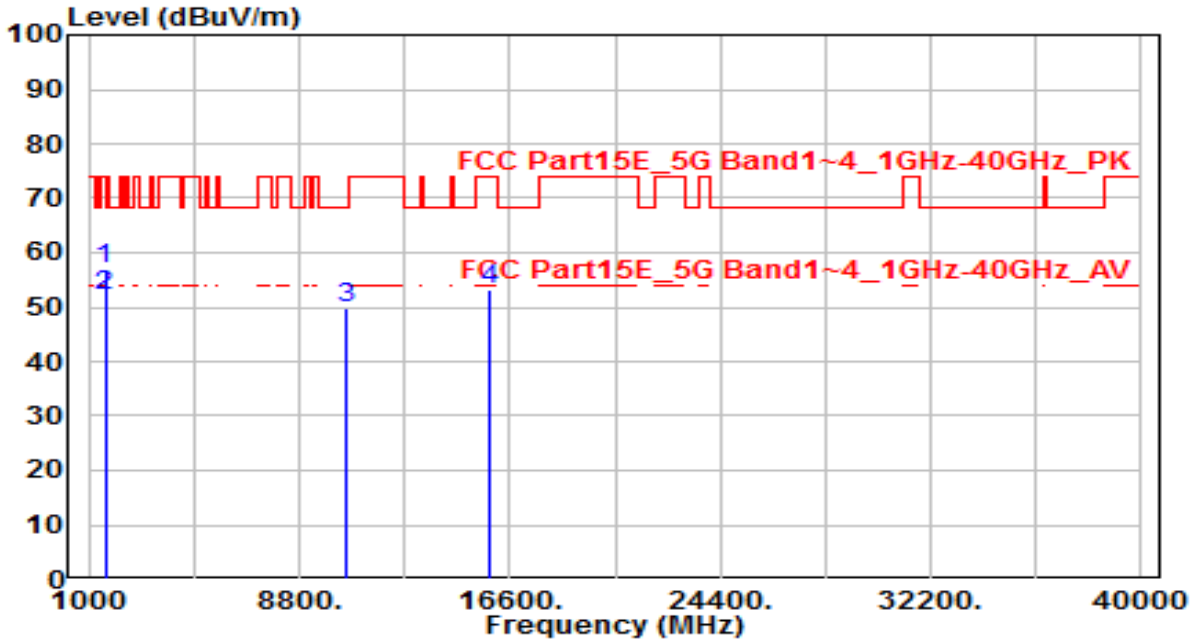


| No | | Frequency (MHz) | Reading (dBuV) | C.F (dB) | Measurement (dBuV/m) | Margin (dB) | Limit (dBuV/m) | Height (cm) | Angle (deg) | Remark (QP/PK/AV) |
|---|---|---|---|---|---|---|---|---|---|---|
| 1 | * | 1599.925 | 62.35 | -5.47 | 56.88 | -17.12 | 74.00 | 100 | 250 | Peak |
| 2 | * | 1599.925 | 57.62 | -5.47 | 52.15 | -1.85 | 54.00 | 100 | 250 | Average |
| 3 | | 10540.000 | 32.56 | 17.13 | 49.68 | -18.52 | 68.20 | 150 | 400 | Peak |
| 4 | | 15810.000 | 32.24 | 20.93 | 53.17 | -20.83 | 74.00 | 150 | 400 | Peak |

Note:

1. " *", means this data is the worst emission level.
2. C.F (Correction Factor) = Antenna Factor (dB)+ Cable Loss (dB) – Preamplifier(dB).
3. Measurement (dBuV/m) = Reading(dBuV) + C.F (Correction Factor).
4. The emission levels of other frequencies are very lower than the limit and not show in test report.

| EUT | OHMNI TELEPRESENCE ROBOTS | Date of Test | 2020-05-13 |
|---|---|---|---|
| Factor | BBHA 9120D & BBHA 9170 | Temp. / Humidity | 25°C /56% |
| Polarity | Vertical | Site / Test Engineer | AC1 / Kaunaz |
| Test Mode | 802.11n-40_TX_Band2_CH 54_ANT 0+1 | Test Voltage | AC 120V/60Hz |

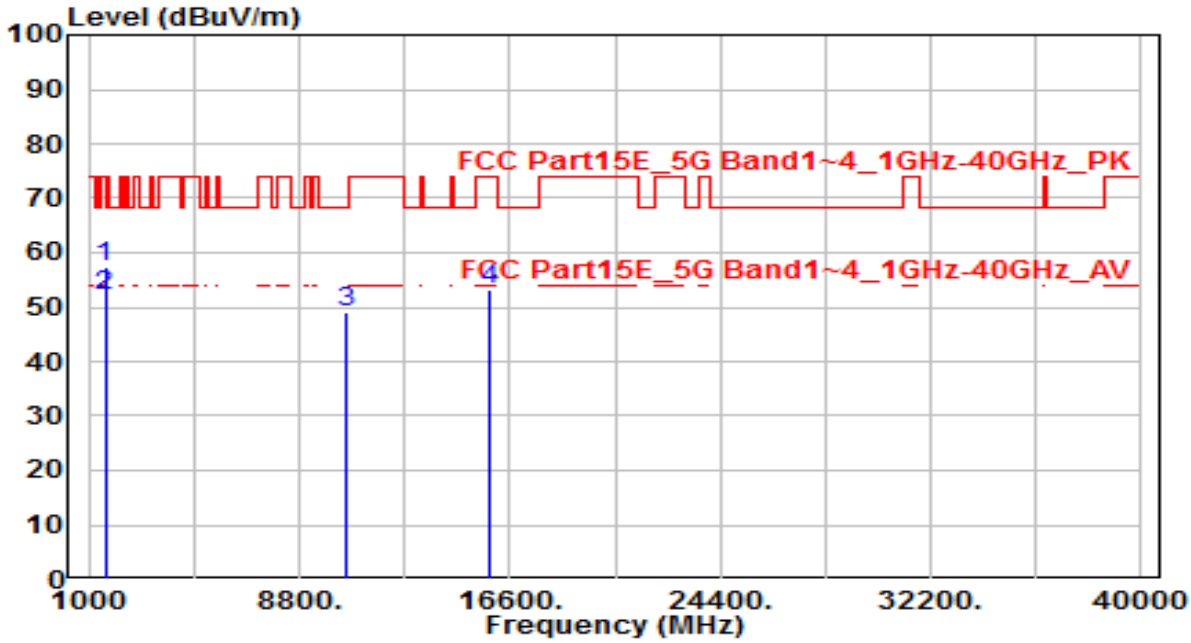


| No | | Frequency (MHz) | Reading (dBuV) | C.F (dB) | Measurement (dBuV/m) | Margin (dB) | Limit (dBuV/m) | Height (cm) | Angle (deg) | Remark (QP/PK/AV) |
|---|---|---|---|---|---|---|---|---|---|---|
| 1 | * | 1600.228 | 62.87 | -5.47 | 57.40 | -16.60 | 74.00 | 185 | 200 | Peak |
| 2 | * | 1600.228 | 57.65 | -5.47 | 52.18 | -1.82 | 54.00 | 185 | 200 | Average |
| 3 | | 10540.000 | 32.07 | 17.13 | 49.19 | -19.01 | 68.20 | 150 | 400 | Peak |
| 4 | | 15810.000 | 32.15 | 20.93 | 53.08 | -20.92 | 74.00 | 150 | 400 | Peak |

Note:

1. " *", means this data is the worst emission level.
2. C.F (Correction Factor) = Antenna Factor (dB)+ Cable Loss (dB) – Preamplifier(dB).
3. Measurement (dBuV/m) = Reading(dBuV) + C.F (Correction Factor).
4. The emission levels of other frequencies are very lower than the limit and not show in test report.

| EUT | OHMNI TELEPRESENCE ROBOTS | Date of Test | 2020-05-13 |
|---|---|---|---|
| Factor | BBHA 9120D & BBHA 9170 | Temp. / Humidity | 25°C /56% |
| Polarity | Horizontal | Site / Test Engineer | AC1 / Kaunaz |
| Test Mode | 802.11n-40_TX_Band2_CH 62_ANT 0+1 | Test Voltage | AC 120V/60Hz |

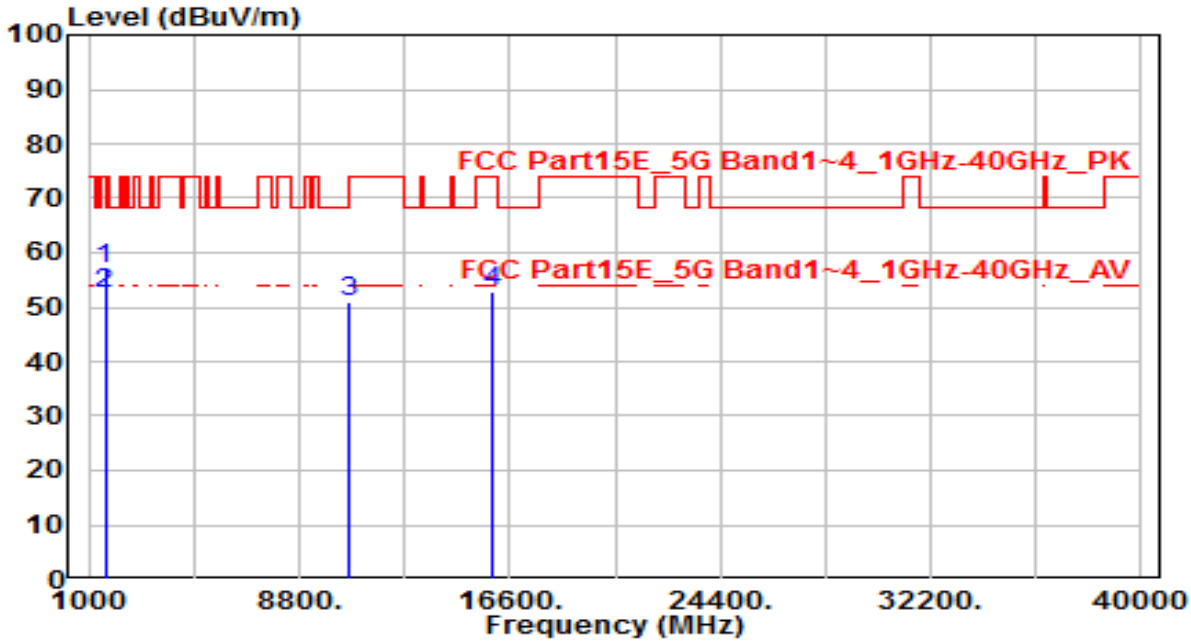


| No | | Frequency (MHz) | Reading (dBuV) | C.F (dB) | Measurement (dBuV/m) | Margin (dB) | Limit (dBuV/m) | Height (cm) | Angle (deg) | Remark (QP/PK/AV) |
|---|---|---|---|---|---|---|---|---|---|---|
| 1 | * | 1600.235 | 62.35 | -5.47 | 56.88 | -17.12 | 74.00 | 100 | 250 | Peak |
| 2 | * | 1600.235 | 57.76 | -5.47 | 52.29 | -1.71 | 54.00 | 100 | 250 | Average |
| 3 | | 10620.000 | 33.79 | 17.24 | 51.03 | -22.97 | 74.00 | 150 | 400 | Peak |
| 4 | | 15930.000 | 32.13 | 20.73 | 52.86 | -21.14 | 74.00 | 150 | 400 | Peak |

Note:

1. " *", means this data is the worst emission level.
2. C.F (Correction Factor) = Antenna Factor (dB)+ Cable Loss (dB) – Preamplifier(dB).
3. Measurement (dBuV/m) = Reading(dBuV) + C.F (Correction Factor).
4. The emission levels of other frequencies are very lower than the limit and not show in test report.

| EUT | OHMNI TELEPRESENCE ROBOTS | Date of Test | 2020-05-13 |
|---|---|---|---|
| Factor | BBHA 9120D & BBHA 9170 | Temp. / Humidity | 25°C /56% |
| Polarity | Vertical | Site / Test Engineer | AC1 / Kaunaz |
| Test Mode | 802.11n-40_TX_Band2_CH 62_ANT 0+1 | Test Voltage | AC 120V/60Hz |

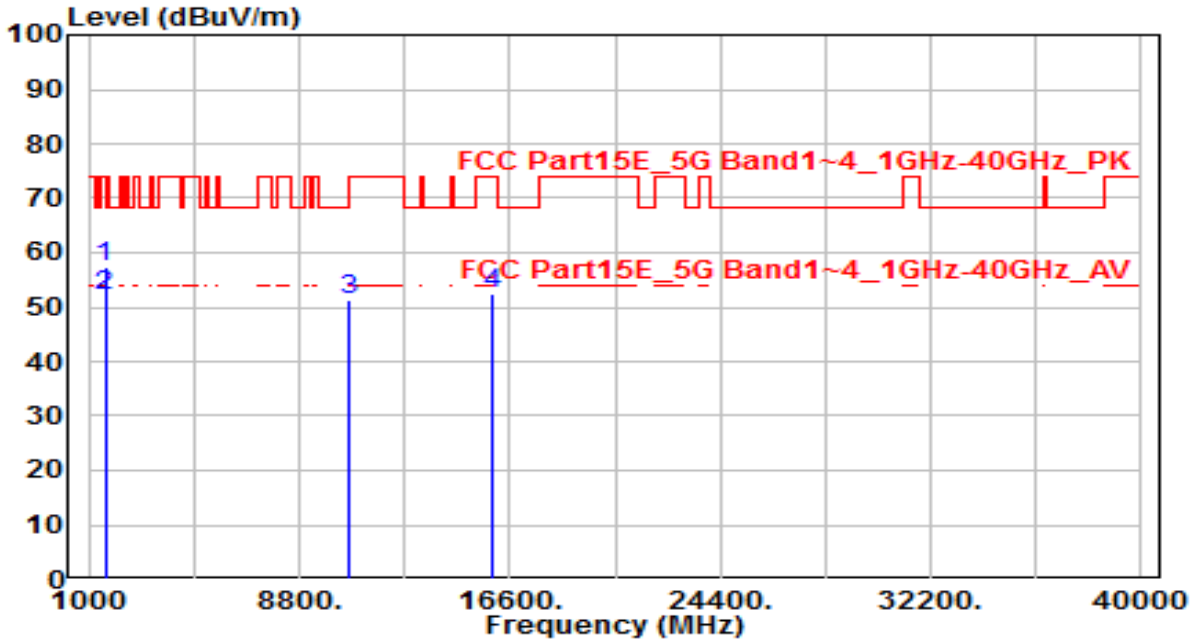


| No | | Frequency (MHz) | Reading (dBuV) | C.F (dB) | Measurement (dBuV/m) | Margin (dB) | Limit (dBuV/m) | Height (cm) | Angle (deg) | Remark (QP/PK/AV) |
|---|---|---|---|---|---|---|---|---|---|---|
| 1 | * | 1599.865 | 62.65 | -5.47 | 57.18 | -16.82 | 74.00 | 185 | 200 | Peak |
| 2 | * | 1599.865 | 57.65 | -5.47 | 52.18 | -1.82 | 54.00 | 185 | 200 | Average |
| 3 | | 10620.000 | 33.98 | 17.24 | 51.22 | -22.78 | 74.00 | 150 | 400 | Peak |
| 4 | | 15930.000 | 31.68 | 20.73 | 52.41 | -21.59 | 74.00 | 150 | 400 | Peak |

Note:

1. " *", means this data is the worst emission level.
2. C.F (Correction Factor) = Antenna Factor (dB)+ Cable Loss (dB) – Preamplifier(dB).
3. Measurement (dBuV/m) = Reading(dBuV) + C.F (Correction Factor).
4. The emission levels of other frequencies are very lower than the limit and not show in test report.

| EUT | OHMNI TELEPRESENCE ROBOTS | Date of Test | 2020-05-13 |
|---|---|---|---|
| Factor | BBHA 9120D & BBHA 9170 | Temp. / Humidity | 25°C /56% |
| Polarity | Horizontal | Site / Test Engineer | AC1 / Kaunaz |
| Test Mode | 802.11n-40_TX_Band3_CH 102_ANT 0+1 | Test Voltage | AC 120V/60Hz |

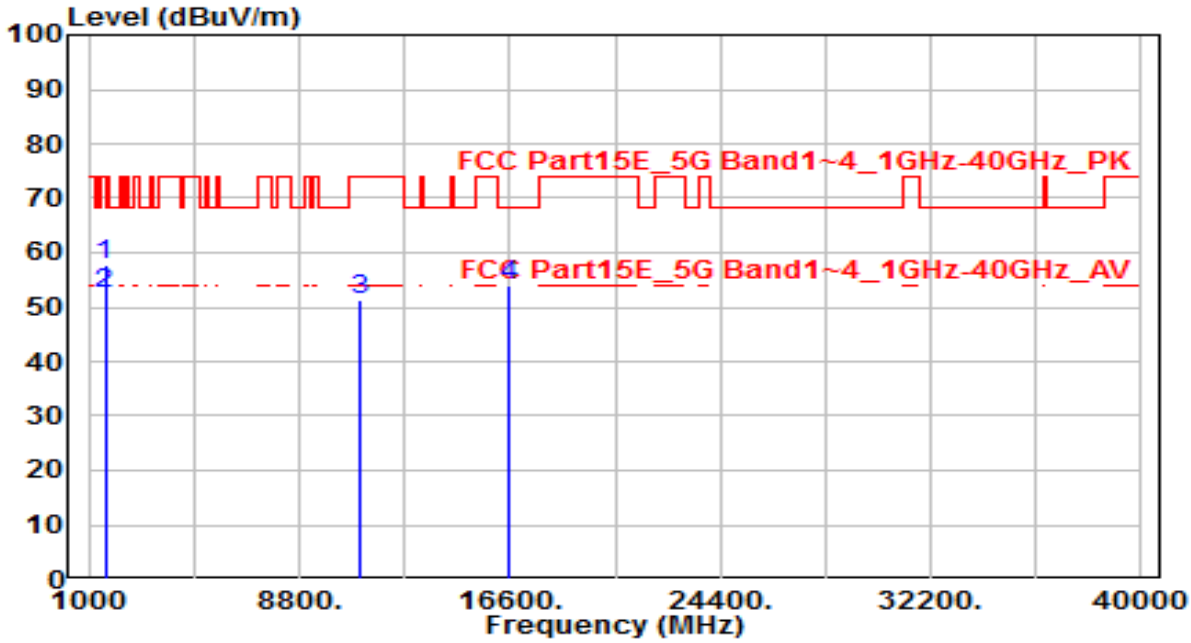


| No | | Frequency (MHz) | Reading (dBuV) | C.F (dB) | Measurement (dBuV/m) | Margin (dB) | Limit (dBuV/m) | Height (cm) | Angle (deg) | Remark (QP/PK/AV) |
|---|---|---|---|---|---|---|---|---|---|---|
| 1 | * | 1599.956 | 63.06 | -5.47 | 57.59 | -16.41 | 74.00 | 100 | 250 | Peak |
| 2 | * | 1599.956 | 57.86 | -5.47 | 52.39 | -1.61 | 54.00 | 100 | 250 | Average |
| 3 | | 11020.000 | 33.37 | 17.81 | 51.18 | -22.82 | 74.00 | 150 | 400 | Peak |
| 4 | | 16530.000 | 31.68 | 22.18 | 53.86 | -14.34 | 68.20 | 150 | 400 | Peak |

Note:

1. " *", means this data is the worst emission level.
2. C.F (Correction Factor) = Antenna Factor (dB)+ Cable Loss (dB) – Preamplifier(dB).
3. Measurement (dBuV/m) = Reading(dBuV) + C.F (Correction Factor).
4. The emission levels of other frequencies are very lower than the limit and not show in test report.

| EUT | OHMNI TELEPRESENCE ROBOTS | Date of Test | 2020-05-13 |
|---|---|---|---|
| Factor | BBHA 9120D & BBHA 9170 | Temp. / Humidity | 25°C /56% |
| Polarity | Vertical | Site / Test Engineer | AC1 / Kaunaz |
| Test Mode | 802.11n-40_TX_Band3_CH 102_ANT 0+1 | Test Voltage | AC 120V/60Hz |

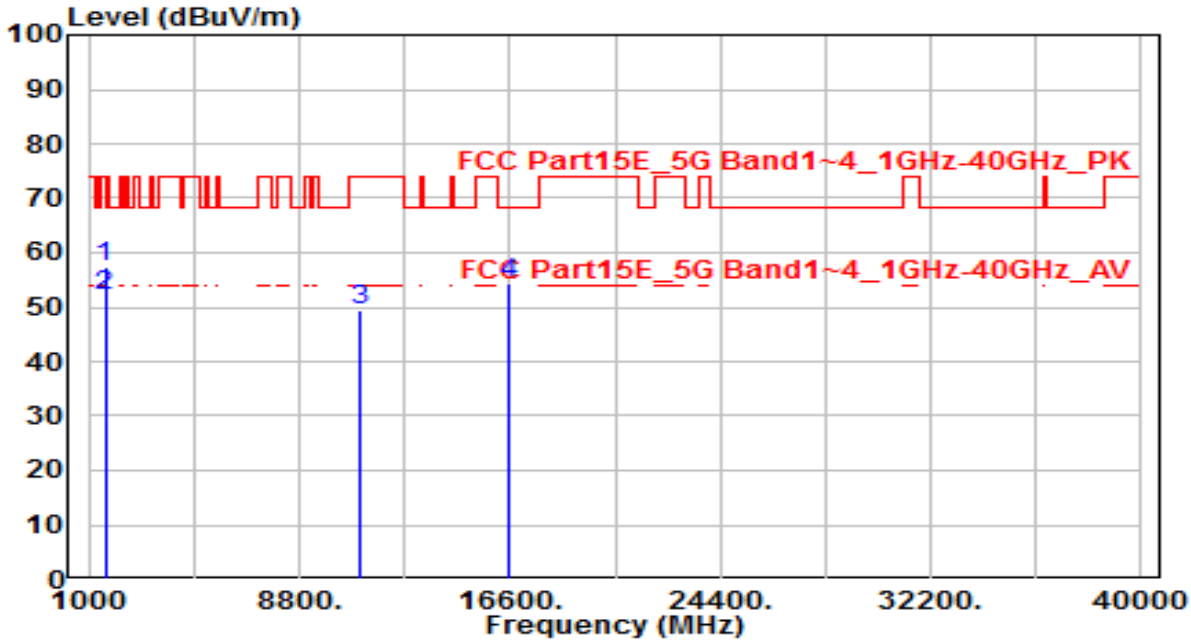


| No | | Frequency (MHz) | Reading (dBuV) | C.F (dB) | Measurement (dBuV/m) | Margin (dB) | Limit (dBuV/m) | Height (cm) | Angle (deg) | Remark (QP/PK/AV) |
|---|---|---|---|---|---|---|---|---|---|---|
| 1 | * | 1599.980 | 62.88 | -5.47 | 57.41 | -16.59 | 74.00 | 185 | 200 | Peak |
| 2 | * | 1599.980 | 57.63 | -5.47 | 52.16 | -1.84 | 54.00 | 185 | 200 | Average |
| 3 | | 11020.000 | 31.72 | 17.81 | 49.53 | -24.47 | 74.00 | 150 | 400 | Peak |
| 4 | | 16530.000 | 32.06 | 22.18 | 54.24 | -13.96 | 68.20 | 150 | 400 | Peak |

Note:

1. " *", means this data is the worst emission level.
2. C.F (Correction Factor) = Antenna Factor (dB)+ Cable Loss (dB) – Preamplifier(dB).
3. Measurement (dBuV/m) = Reading(dBuV) + C.F (Correction Factor).
4. The emission levels of other frequencies are very lower than the limit and not show in test report.

| EUT | OHMNI TELEPRESENCE ROBOTS | Date of Test | 2020-05-13 |
|---|---|---|---|
| Factor | BBHA 9120D & BBHA 9170 | Temp. / Humidity | 25°C /56% |
| Polarity | Horizontal | Site / Test Engineer | AC1 / Kaunaz |
| Test Mode | 802.11n-40_TX_Band3_CH 110_ANT 0+1 | Test Voltage | AC 120V/60Hz |

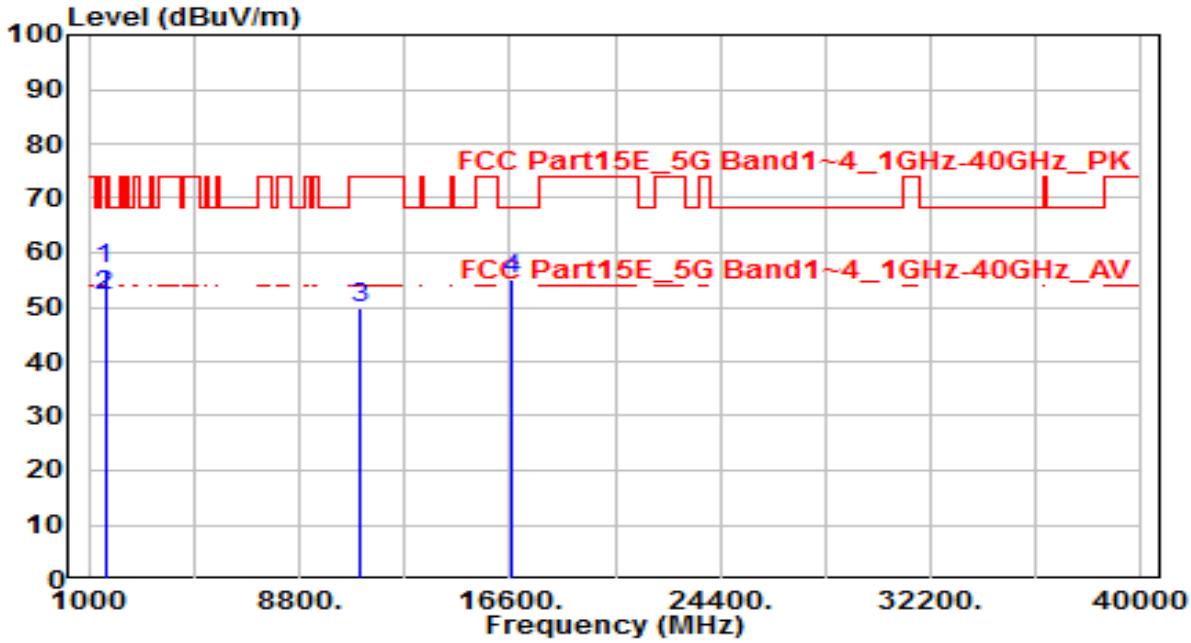


| No | | Frequency (MHz) | Reading (dBuV) | C.F (dB) | Measurement (dBuV/m) | Margin (dB) | Limit (dBuV/m) | Height (cm) | Angle (deg) | Remark (QP/PK/AV) |
|---|---|---|---|---|---|---|---|---|---|---|
| 1 | * | 1600.235 | 62.56 | -5.47 | 57.09 | -16.91 | 74.00 | 100 | 250 | Peak |
| 2 | * | 1600.235 | 57.68 | -5.47 | 52.21 | -1.79 | 54.00 | 100 | 250 | Average |
| 3 | | 11100.000 | 32.05 | 17.91 | 49.96 | -24.04 | 74.00 | 150 | 400 | Peak |
| 4 | | 16650.000 | 32.21 | 23.06 | 55.26 | -12.94 | 68.20 | 150 | 400 | Peak |

Note:

1. " *", means this data is the worst emission level.
2. C.F (Correction Factor) = Antenna Factor (dB)+ Cable Loss (dB) – Preamplifier(dB).
3. Measurement (dBuV/m) = Reading(dBuV) + C.F (Correction Factor).
4. The emission levels of other frequencies are very lower than the limit and not show in test report.

| EUT | OHMNI TELEPRESENCE ROBOTS | Date of Test | 2020-05-13 |
|---|---|---|---|
| Factor | BBHA 9120D & BBHA 9170 | Temp. / Humidity | 25°C /56% |
| Polarity | Vertical | Site / Test Engineer | AC1 / Kaunaz |
| Test Mode | 802.11n-40_TX_Band3_CH 110_ANT 0+1 | Test Voltage | AC 120V/60Hz |

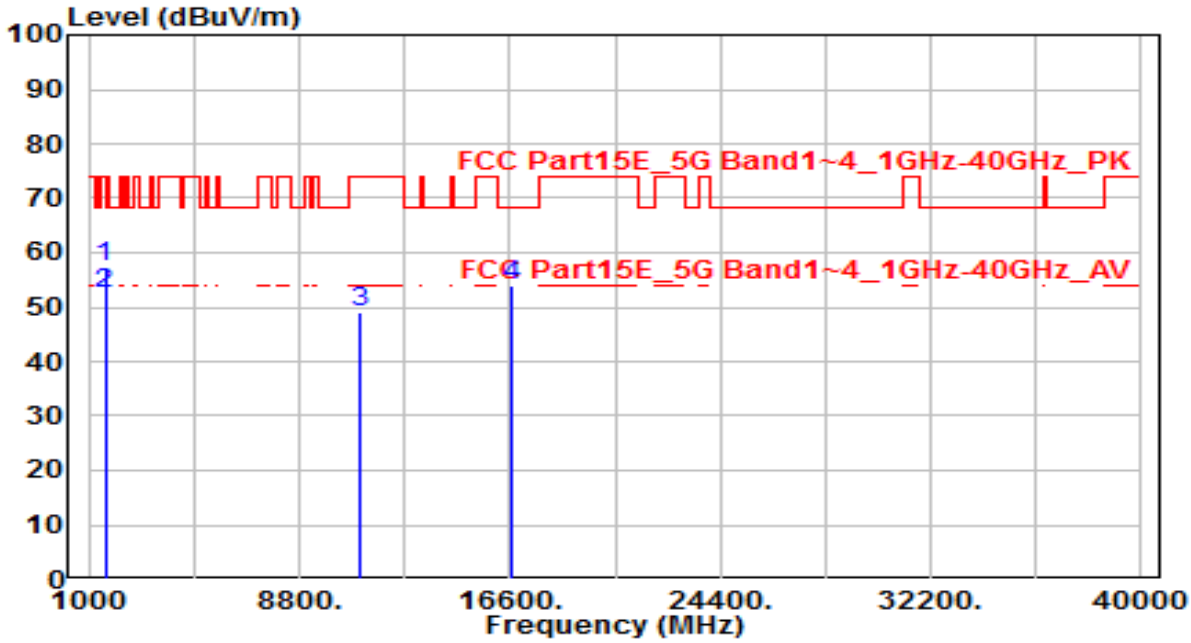


| No | | Frequency (MHz) | Reading (dBuV) | C.F (dB) | Measurement (dBuV/m) | Margin (dB) | Limit (dBuV/m) | Height (cm) | Angle (deg) | Remark (QP/PK/AV) |
|---|---|---|---|---|---|---|---|---|---|---|
| 1 | * | 1599.956 | 62.68 | -5.47 | 57.21 | -16.79 | 74.00 | 185 | 200 | Peak |
| 2 | * | 1599.956 | 57.95 | -5.47 | 52.48 | -1.52 | 54.00 | 185 | 200 | Average |
| 3 | | 11100.000 | 31.09 | 17.91 | 49.01 | -24.99 | 74.00 | 150 | 400 | Peak |
| 4 | | 16650.000 | 30.88 | 23.06 | 53.94 | -14.26 | 68.20 | 150 | 400 | Peak |

Note:

1. " *", means this data is the worst emission level.
2. C.F (Correction Factor) = Antenna Factor (dB)+ Cable Loss (dB) – Preamplifier(dB).
3. Measurement (dBuV/m) = Reading(dBuV) + C.F (Correction Factor).
4. The emission levels of other frequencies are very lower than the limit and not show in test report.

| EUT | OHMNI TELEPRESENCE ROBOTS | Date of Test | 2020-05-13 |
|---|---|---|---|
| Factor | BBHA 9120D & BBHA 9170 | Temp. / Humidity | 25°C /56% |
| Polarity | Horizontal | Site / Test Engineer | AC1 / Kaunaz |
| Test Mode | 802.11n-40_TX_Band3_CH 134_ANT 0+1 | Test Voltage | AC 120V/60Hz |

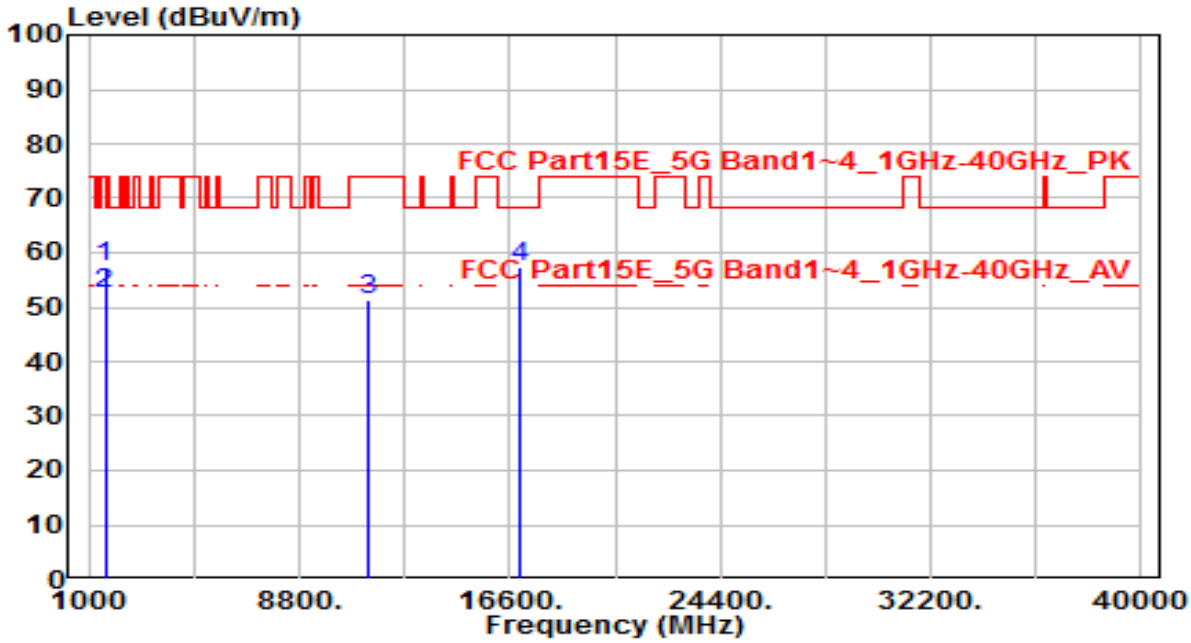


| No | | Frequency (MHz) | Reading (dBuV) | C.F (dB) | Measurement (dBuV/m) | Margin (dB) | Limit (dBuV/m) | Height (cm) | Angle (deg) | Remark (QP/PK/AV) |
|---|---|---|---|---|---|---|---|---|---|---|
| 1 | * | 1599.984 | 62.76 | -5.47 | 57.29 | -16.71 | 74.00 | 100 | 250 | Peak |
| 2 | * | 1599.984 | 57.79 | -5.47 | 52.32 | -1.68 | 54.00 | 100 | 250 | Average |
| 3 | | 11340.000 | 33.12 | 18.24 | 51.36 | -22.64 | 74.00 | 150 | 400 | Peak |
| 4 | | 17010.000 | 31.50 | 25.71 | 57.21 | -10.99 | 68.20 | 150 | 400 | Peak |

Note:

1. " *", means this data is the worst emission level.
2. C.F (Correction Factor) = Antenna Factor (dB)+ Cable Loss (dB) – Preamplifier(dB).
3. Measurement (dBuV/m) = Reading(dBuV) + C.F (Correction Factor).
4. The emission levels of other frequencies are very lower than the limit and not show in test report.

| EUT | OHMNI TELEPRESENCE ROBOTS | Date of Test | 2020-05-13 |
|---|---|---|---|
| Factor | BBHA 9120D & BBHA 9170 | Temp. / Humidity | 25°C /56% |
| Polarity | Vertical | Site / Test Engineer | AC1 / Kaunaz |
| Test Mode | 802.11n-40_TX_Band3_CH 134_ANT 0+1 | Test Voltage | AC 120V/60Hz |

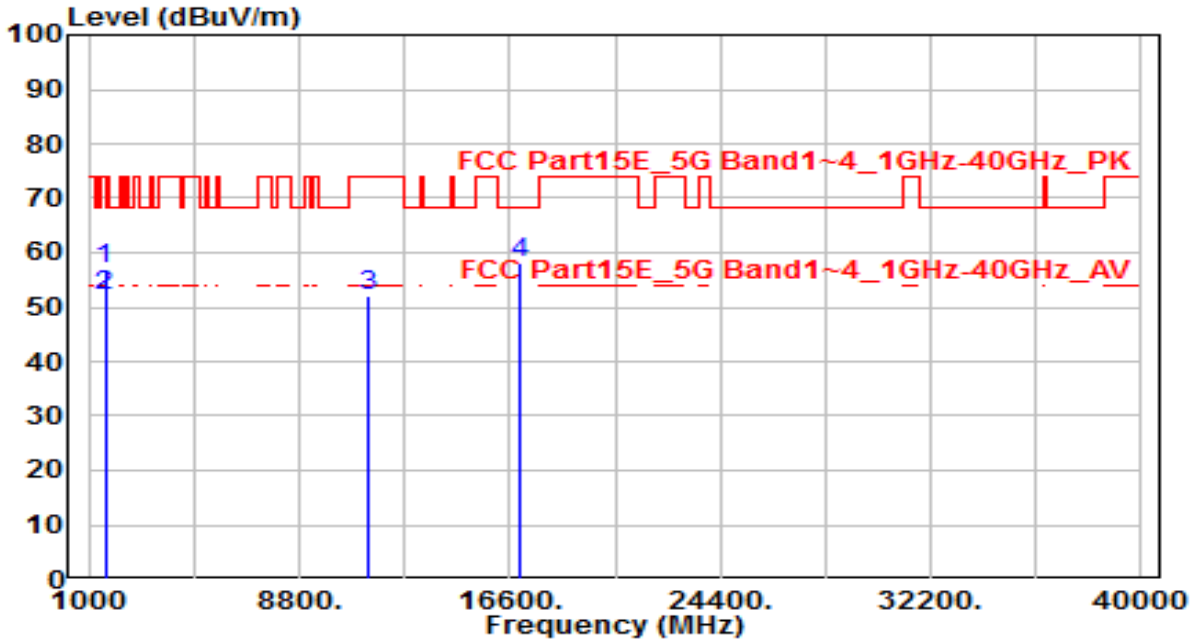


| No | | Frequency (MHz) | Reading (dBuV) | C.F (dB) | Measurement (dBuV/m) | Margin (dB) | Limit (dBuV/m) | Height (cm) | Angle (deg) | Remark (QP/PK/AV) |
|---|---|---|---|---|---|---|---|---|---|---|
| 1 | * | 1600.351 | 62.59 | -5.47 | 57.12 | -16.88 | 74.00 | 185 | 200 | Peak |
| 2 | * | 1600.351 | 57.62 | -5.47 | 52.15 | -1.85 | 54.00 | 185 | 200 | Average |
| 3 | | 11340.000 | 33.79 | 18.24 | 52.02 | -21.98 | 74.00 | 150 | 400 | Peak |
| 4 | | 17010.000 | 32.57 | 25.71 | 58.28 | -9.92 | 68.20 | 150 | 400 | Peak |

Note:

1. " *", means this data is the worst emission level.
2. C.F (Correction Factor) = Antenna Factor (dB)+ Cable Loss (dB) – Preamplifier(dB).
3. Measurement (dBuV/m) = Reading(dBuV) + C.F (Correction Factor).
4. The emission levels of other frequencies are very lower than the limit and not show in test report.

| EUT | OHMNI TELEPRESENCE ROBOTS | Date of Test | 2020-05-13 |
|---|---|---|---|
| Factor | BBHA 9120D & BBHA 9170 | Temp. / Humidity | 25°C /56% |
| Polarity | Horizontal | Site / Test Engineer | AC1 / Kaunaz |
| Test Mode | 802.11n-40_TX_Band3_CH 142_ANT 0+1 | Test Voltage | AC 120V/60Hz |

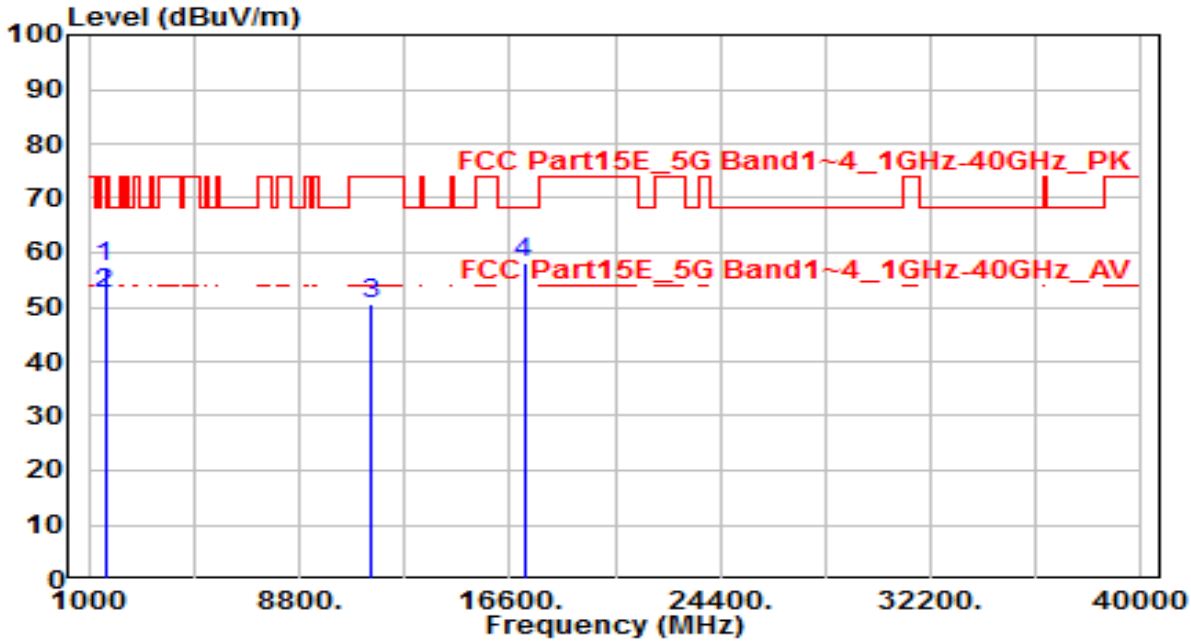


| No | | Frequency (MHz) | Reading (dBuV) | C.F (dB) | Measurement (dBuV/m) | Margin (dB) | Limit (dBuV/m) | Height (cm) | Angle (deg) | Remark (QP/PK/AV) |
|---|---|---|---|---|---|---|---|---|---|---|
| 1 | * | 1599.845 | 62.68 | -5.47 | 57.21 | -16.79 | 74.00 | 100 | 250 | Peak |
| 2 | * | 1599.845 | 57.98 | -5.47 | 52.51 | -1.49 | 54.00 | 100 | 250 | Average |
| 3 | | 11420.000 | 32.13 | 18.34 | 50.47 | -23.53 | 74.00 | 150 | 400 | Peak |
| 4 | | 17130.000 | 31.15 | 26.92 | 58.07 | -10.13 | 68.20 | 150 | 400 | Peak |

Note:

1. " *", means this data is the worst emission level.
2. C.F (Correction Factor) = Antenna Factor (dB)+ Cable Loss (dB) – Preamplifier(dB).
3. Measurement (dBuV/m) = Reading(dBuV) + C.F (Correction Factor).
4. The emission levels of other frequencies are very lower than the limit and not show in test report.

| EUT | OHMNI TELEPRESENCE ROBOTS | Date of Test | 2020-05-13 |
|---|---|---|---|
| Factor | BBHA 9120D & BBHA 9170 | Temp. / Humidity | 25°C /56% |
| Polarity | Vertical | Site / Test Engineer | AC1 / Kaunaz |
| Test Mode | 802.11n-40_TX_Band3_CH 142_ANT 0+1 | Test Voltage | AC 120V/60Hz |

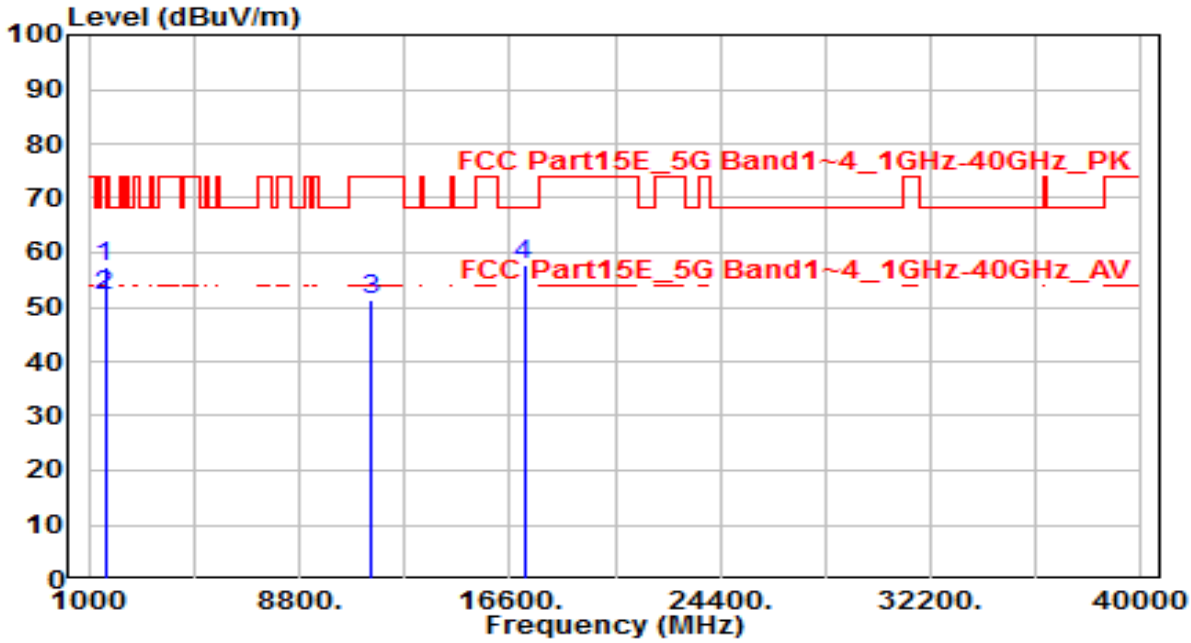


| No | | Frequency (MHz) | Reading (dBuV) | C.F (dB) | Measurement (dBuV/m) | Margin (dB) | Limit (dBuV/m) | Height (cm) | Angle (deg) | Remark (QP/PK/AV) |
|---|---|---|---|---|---|---|---|---|---|---|
| 1 | * | 1599.986 | 62.84 | -5.47 | 57.37 | -16.63 | 74.00 | 185 | 200 | Peak |
| 2 | * | 1599.986 | 57.68 | -5.47 | 52.21 | -1.79 | 54.00 | 185 | 200 | Average |
| 3 | | 11420.000 | 33.00 | 18.34 | 51.34 | -22.66 | 74.00 | 150 | 400 | Peak |
| 4 | | 17130.000 | 30.70 | 26.92 | 57.62 | -10.58 | 68.20 | 150 | 400 | Peak |

Note:

1. " *", means this data is the worst emission level.
2. C.F (Correction Factor) = Antenna Factor (dB)+ Cable Loss (dB) – Preamplifier(dB).
3. Measurement (dBuV/m) = Reading(dBuV) + C.F (Correction Factor).
4. The emission levels of other frequencies are very lower than the limit and not show in test report.

| EUT | OHMNI TELEPRESENCE ROBOTS | Date of Test | 2020-05-13 |
|---|---|---|---|
| Factor | BBHA 9120D & BBHA 9170 | Temp. / Humidity | 25°C /56% |
| Polarity | Horizontal | Site / Test Engineer | AC1 / Kaunaz |
| Test Mode | 802.11n-40_TX_Band4_CH 151_ANT 0+1 | Test Voltage | AC 120V/60Hz |

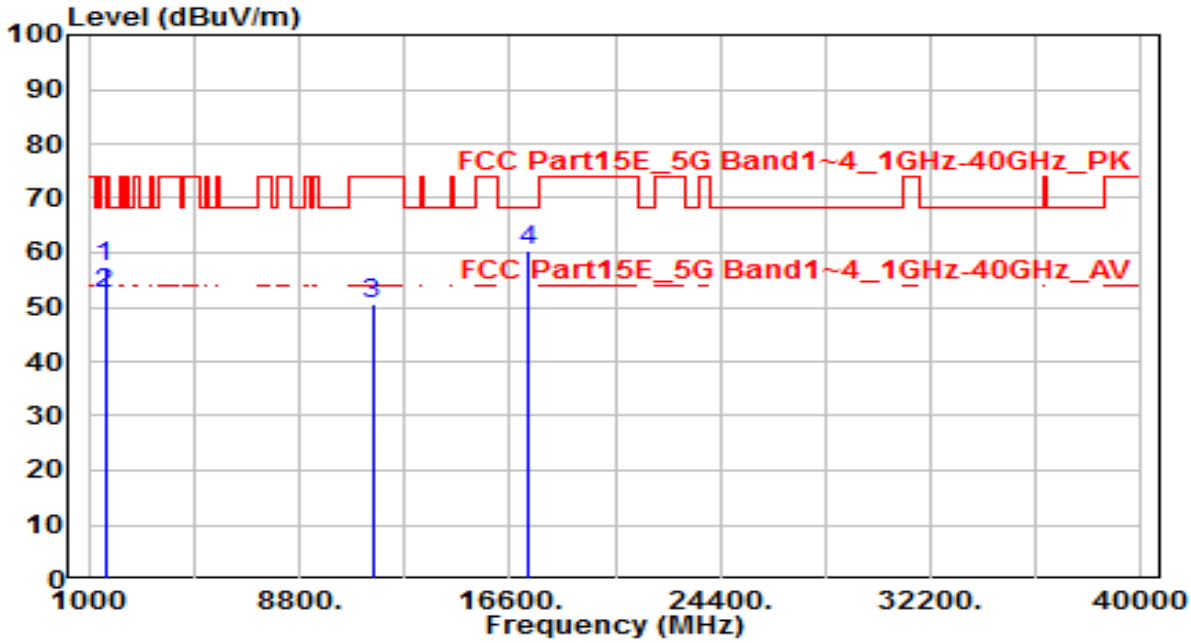


| No | | Frequency (MHz) | Reading (dBuV) | C.F (dB) | Measurement (dBuV/m) | Margin (dB) | Limit (dBuV/m) | Height (cm) | Angle (deg) | Remark (QP/PK/AV) |
|---|---|---|---|---|---|---|---|---|---|---|
| 1 | * | 1600.260 | 62.68 | -5.47 | 57.21 | -16.79 | 74.00 | 100 | 250 | Peak |
| 2 | * | 1600.260 | 57.86 | -5.47 | 52.39 | -1.61 | 54.00 | 100 | 250 | Average |
| 3 | | 11510.000 | 32.20 | 18.44 | 50.64 | -23.36 | 74.00 | 150 | 400 | Peak |
| 4 | | 17265.000 | 32.18 | 28.28 | 60.45 | -7.75 | 68.20 | 150 | 400 | Peak |

Note:

1. " *", means this data is the worst emission level.
2. C.F (Correction Factor) = Antenna Factor (dB)+ Cable Loss (dB) – Preamplifier(dB).
3. Measurement (dBuV/m) = Reading(dBuV) + C.F (Correction Factor).
4. The emission levels of other frequencies are very lower than the limit and not show in test report.

| EUT | OHMNI TELEPRESENCE ROBOTS | Date of Test | 2020-05-13 |
|---|---|---|---|
| Factor | BBHA 9120D & BBHA 9170 | Temp. / Humidity | 25°C /56% |
| Polarity | Vertical | Site / Test Engineer | AC1 / Kaunaz |
| Test Mode | 802.11n-40_TX_Band4_CH 151_ANT 0+1 | Test Voltage | AC 120V/60Hz |

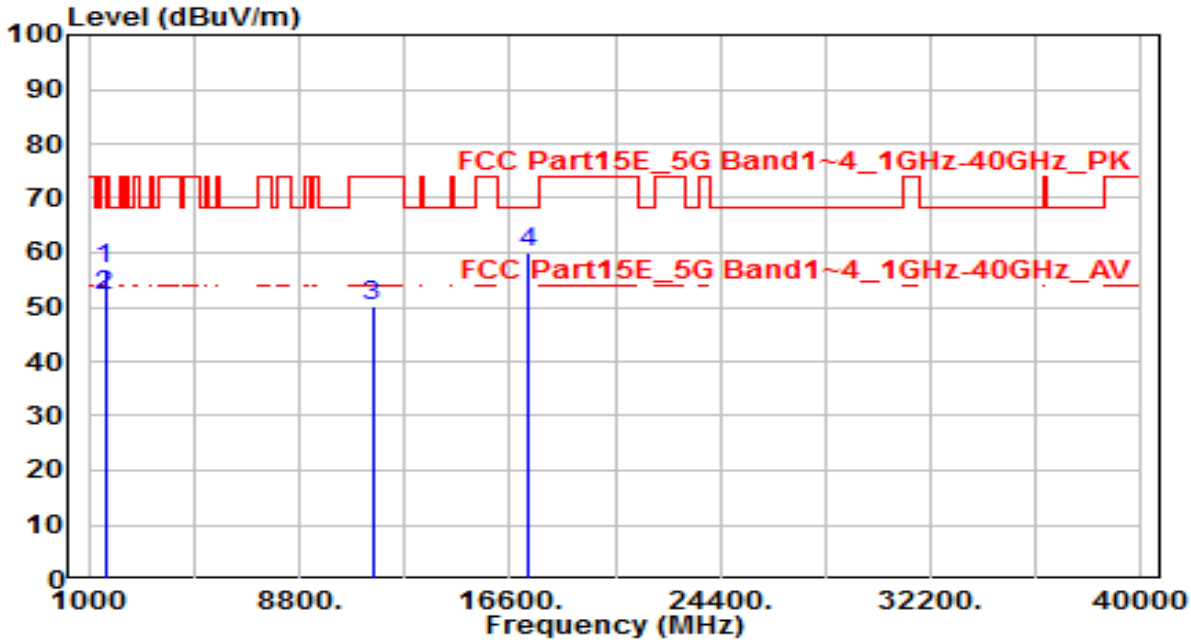


| No | | Frequency (MHz) | Reading (dBuV) | C.F (dB) | Measurement (dBuV/m) | Margin (dB) | Limit (dBuV/m) | Height (cm) | Angle (deg) | Remark (QP/PK/AV) |
|---|---|---|---|---|---|---|---|---|---|---|
| 1 | * | 1599.680 | 62.49 | -5.47 | 57.02 | -16.98 | 74.00 | 185 | 200 | Peak |
| 2 | * | 1599.680 | 57.70 | -5.47 | 52.23 | -1.77 | 54.00 | 185 | 200 | Average |
| 3 | | 11510.000 | 31.91 | 18.44 | 50.35 | -23.65 | 74.00 | 150 | 400 | Peak |
| 4 | | 17265.000 | 31.62 | 28.28 | 59.90 | -8.30 | 68.20 | 150 | 400 | Peak |

Note:

1. " *", means this data is the worst emission level.
2. C.F (Correction Factor) = Antenna Factor (dB)+ Cable Loss (dB) – Preamplifier(dB).
3. Measurement (dBuV/m) = Reading(dBuV) + C.F (Correction Factor).
4. The emission levels of other frequencies are very lower than the limit and not show in test report.

| EUT | OHMNI TELEPRESENCE ROBOTS | Date of Test | 2020-05-13 |
|---|---|---|---|
| Factor | BBHA 9120D & BBHA 9170 | Temp. / Humidity | 25°C /56% |
| Polarity | Horizontal | Site / Test Engineer | AC1 / Kaunaz |
| Test Mode | 802.11n-40_TX_Band4_CH 159_ANT 0+1 | Test Voltage | AC 120V/60Hz |

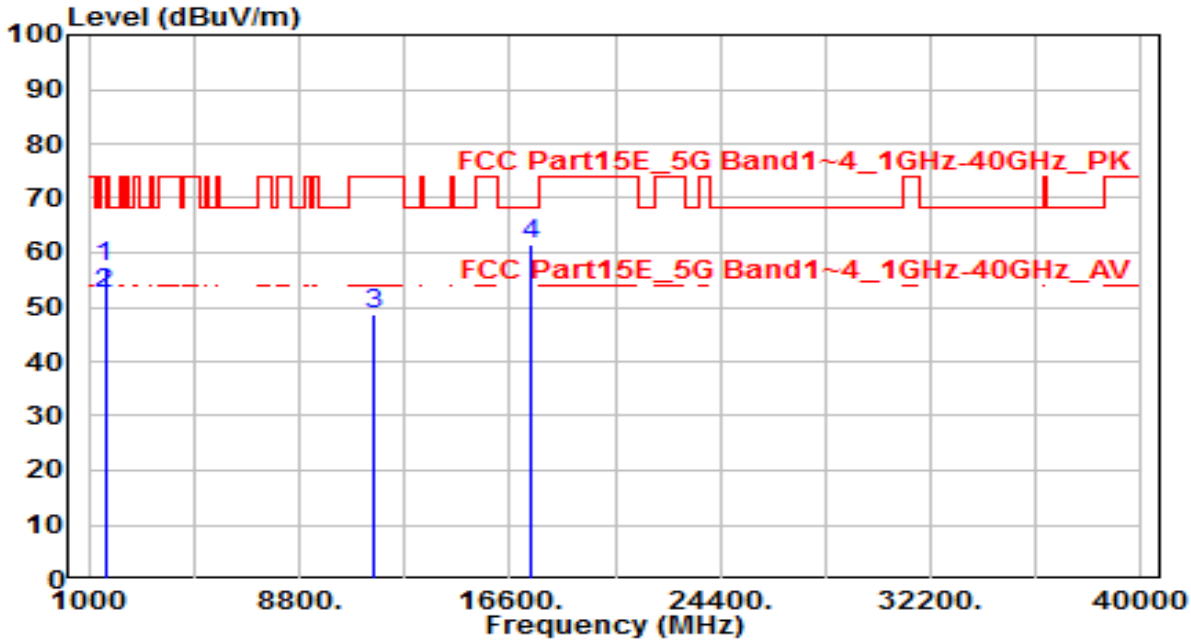


| No | | Frequency (MHz) | Reading (dBuV) | C.F (dB) | Measurement (dBuV/m) | Margin (dB) | Limit (dBuV/m) | Height (cm) | Angle (deg) | Remark (QP/PK/AV) |
|---|---|---|---|---|---|---|---|---|---|---|
| 1 | * | 1600.225 | 62.86 | -5.47 | 57.39 | -16.61 | 74.00 | 100 | 250 | Peak |
| 2 | * | 1600.225 | 57.79 | -5.47 | 52.32 | -1.68 | 54.00 | 100 | 250 | Average |
| 3 | | 11590.000 | 30.52 | 18.34 | 48.86 | -25.14 | 74.00 | 150 | 400 | Peak |
| 4 | | 17385.000 | 31.95 | 29.48 | 61.43 | -6.77 | 68.20 | 150 | 400 | Peak |

Note:

1. " *", means this data is the worst emission level.
2. C.F (Correction Factor) = Antenna Factor (dB)+ Cable Loss (dB) – Preamplifier(dB).
3. Measurement (dBuV/m) = Reading(dBuV) + C.F (Correction Factor).
4. The emission levels of other frequencies are very lower than the limit and not show in test report.

| EUT | OHMNI TELEPRESENCE ROBOTS | Date of Test | 2020-05-13 |
|---|---|---|---|
| Factor | BBHA 9120D & BBHA 9170 | Temp. / Humidity | 25°C /56% |
| Polarity | Vertical | Site / Test Engineer | AC1 / Kaunaz |
| Test Mode | 802.11n-40_TX_Band4_CH 159_ANT 0+1 | Test Voltage | AC 120V/60Hz |

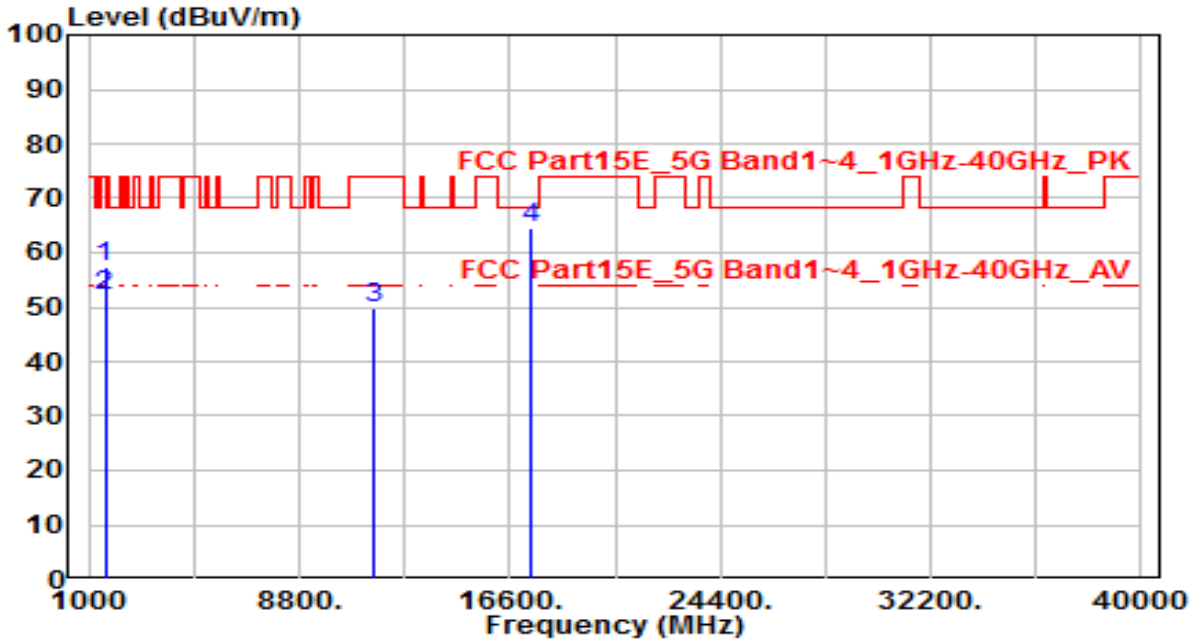


| No | | Frequency (MHz) | Reading (dBuV) | C.F (dB) | Measurement (dBuV/m) | Margin (dB) | Limit (dBuV/m) | Height (cm) | Angle (deg) | Remark (QP/PK/AV) |
|---|---|---|---|---|---|---|---|---|---|---|
| 1 | * | 1599.992 | 62.79 | -5.47 | 57.32 | -16.68 | 74.00 | 185 | 200 | Peak |
| 2 | * | 1599.992 | 57.65 | -5.47 | 52.18 | -1.82 | 54.00 | 185 | 200 | Average |
| 3 | | 11590.000 | 31.41 | 18.34 | 49.75 | -24.25 | 74.00 | 150 | 400 | Peak |
| 4 | | 17385.000 | 35.14 | 29.48 | 64.62 | -3.58 | 68.20 | 150 | 400 | Peak |

Note:

1. " *", means this data is the worst emission level.
2. C.F (Correction Factor) = Antenna Factor (dB)+ Cable Loss (dB) – Preamplifier(dB).
3. Measurement (dBuV/m) = Reading(dBuV) + C.F (Correction Factor).
4. The emission levels of other frequencies are very lower than the limit and not show in test report.

| EUT | OHMNI TELEPRESENCE ROBOTS | Date of Test | 2020-05-13 |
|---|---|---|---|
| Factor | BBHA 9120D & BBHA 9170 | Temp. / Humidity | 25°C /56% |
| Polarity | Horizontal | Site / Test Engineer | AC1 / Kaunaz |
| Test Mode | 802.11ac-80_TX_Band1_CH 42_ANT 0+1 | Test Voltage | AC 120V/60Hz |

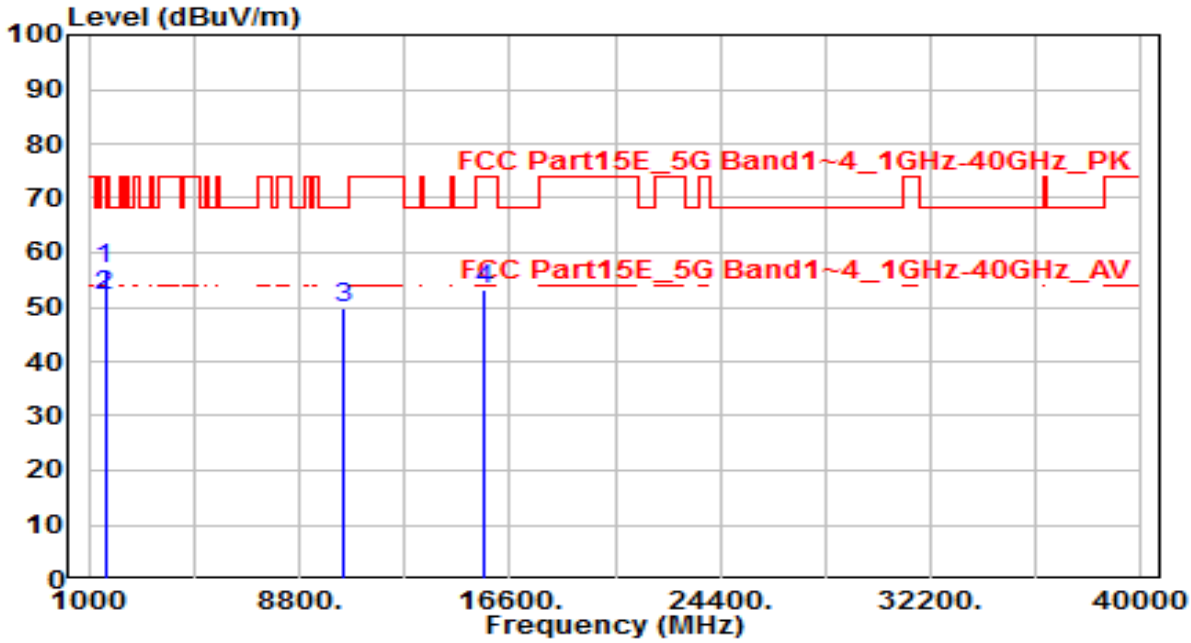


| No | | Frequency (MHz) | Reading (dBuV) | C.F (dB) | Measurement (dBuV/m) | Margin (dB) | Limit (dBuV/m) | Height (cm) | Angle (deg) | Remark (QP/PK/AV) |
|---|---|---|---|---|---|---|---|---|---|---|
| 1 | * | 1600.210 | 62.63 | -5.47 | 57.16 | -16.84 | 74.00 | 100 | 250 | Peak |
| 2 | * | 1600.210 | 57.64 | -5.47 | 52.17 | -1.83 | 54.00 | 100 | 250 | Average |
| 3 | | 10420.000 | 32.91 | 16.80 | 49.71 | -18.49 | 68.20 | 150 | 400 | Peak |
| 4 | | 15630.000 | 32.16 | 21.23 | 53.39 | -20.61 | 74.00 | 150 | 400 | Peak |

Note:

1. " *", means this data is the worst emission level.
2. C.F (Correction Factor) = Antenna Factor (dB)+ Cable Loss (dB) – Preamplifier(dB).
3. Measurement (dBuV/m) = Reading(dBuV) + C.F (Correction Factor).
4. The emission levels of other frequencies are very lower than the limit and not show in test report.

| EUT | OHMNI TELEPRESENCE ROBOTS | Date of Test | 2020-05-13 |
|---|---|---|---|
| Factor | BBHA 9120D & BBHA 9170 | Temp. / Humidity | 25°C /56% |
| Polarity | Vertical | Site / Test Engineer | AC1 / Kaunaz |
| Test Mode | 802.11ac-80_TX_Band1_CH 42_ANT 0+1 | Test Voltage | AC 120V/60Hz |

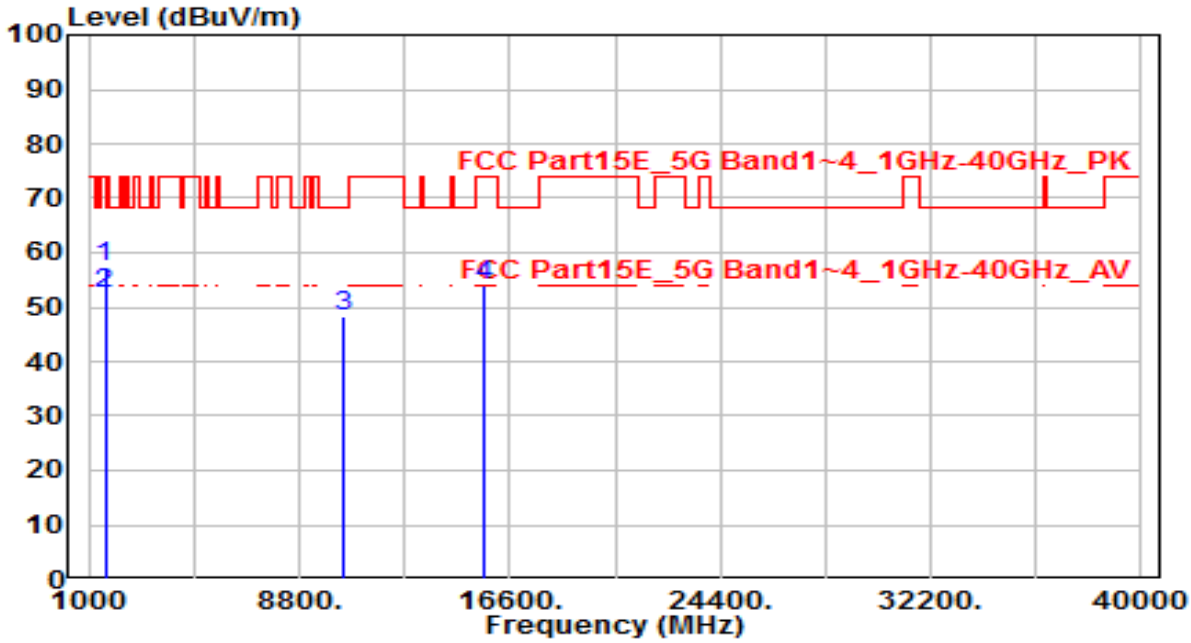


| No | | Frequency (MHz) | Reading (dBuV) | C.F (dB) | Measurement (dBuV/m) | Margin (dB) | Limit (dBuV/m) | Height (cm) | Angle (deg) | Remark (QP/PK/AV) |
|---|---|---|---|---|---|---|---|---|---|---|
| 1 | * | 1600.118 | 62.76 | -5.47 | 57.29 | -16.71 | 74.00 | 185 | 200 | Peak |
| 2 | * | 1600.118 | 57.99 | -5.47 | 52.52 | -1.48 | 54.00 | 185 | 200 | Average |
| 3 | | 10420.000 | 31.66 | 16.80 | 48.46 | -19.74 | 68.20 | 150 | 400 | Peak |
| 4 | | 15630.000 | 32.70 | 21.23 | 53.93 | -20.07 | 74.00 | 150 | 400 | Peak |

Note:

1. " *", means this data is the worst emission level.
2. C.F (Correction Factor) = Antenna Factor (dB)+ Cable Loss (dB) – Preamplifier(dB).
3. Measurement (dBuV/m) = Reading(dBuV) + C.F (Correction Factor).
4. The emission levels of other frequencies are very lower than the limit and not show in test report.

| EUT | OHMNI TELEPRESENCE ROBOTS | Date of Test | 2020-05-13 |
|---|---|---|---|
| Factor | BBHA 9120D & BBHA 9170 | Temp. / Humidity | 25°C /56% |
| Polarity | Horizontal | Site / Test Engineer | AC1 / Kaunaz |
| Test Mode | 802.11ac-80_TX_Band2_CH 58_ANT 0+1 | Test Voltage | AC 120V/60Hz |

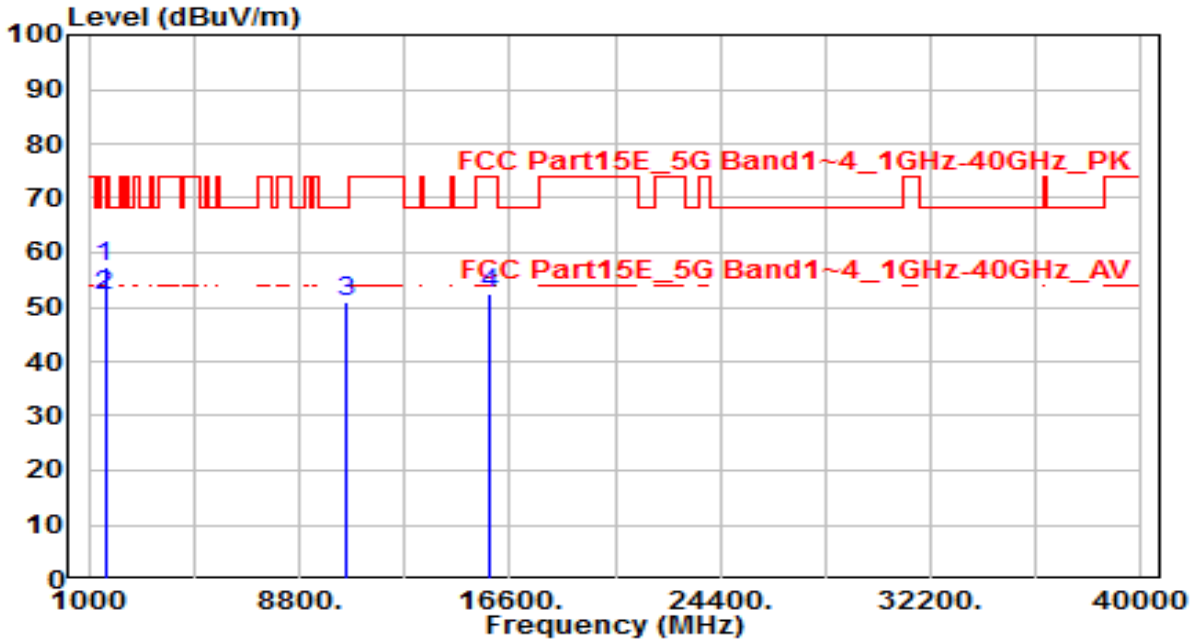


| No | | Frequency (MHz) | Reading (dBuV) | C.F (dB) | Measurement (dBuV/m) | Margin (dB) | Limit (dBuV/m) | Height (cm) | Angle (deg) | Remark (QP/PK/AV) |
|---|---|---|---|---|---|---|---|---|---|---|
| 1 | * | 1599.993 | 62.86 | -5.47 | 57.39 | -16.61 | 74.00 | 100 | 250 | Peak |
| 2 | * | 1599.993 | 57.49 | -5.47 | 52.02 | -1.98 | 54.00 | 100 | 250 | Average |
| 3 | | 10580.000 | 33.81 | 17.18 | 50.99 | -17.21 | 68.20 | 150 | 400 | Peak |
| 4 | | 15870.000 | 31.53 | 20.83 | 52.36 | -21.64 | 74.00 | 150 | 400 | Peak |

Note:

1. " *", means this data is the worst emission level.
2. C.F (Correction Factor) = Antenna Factor (dB)+ Cable Loss (dB) – Preamplifier(dB).
3. Measurement (dBuV/m) = Reading(dBuV) + C.F (Correction Factor).
4. The emission levels of other frequencies are very lower than the limit and not show in test report.

| EUT | OHMNI TELEPRESENCE ROBOTS | Date of Test | 2020-05-13 |
|---|---|---|---|
| Factor | BBHA 9120D & BBHA 9170 | Temp. / Humidity | 25°C /56% |
| Polarity | Vertical | Site / Test Engineer | AC1 / Kaunaz |
| Test Mode | 802.11ac-80_TX_Band2_CH 58_ANT 0+1 | Test Voltage | AC 120V/60Hz |

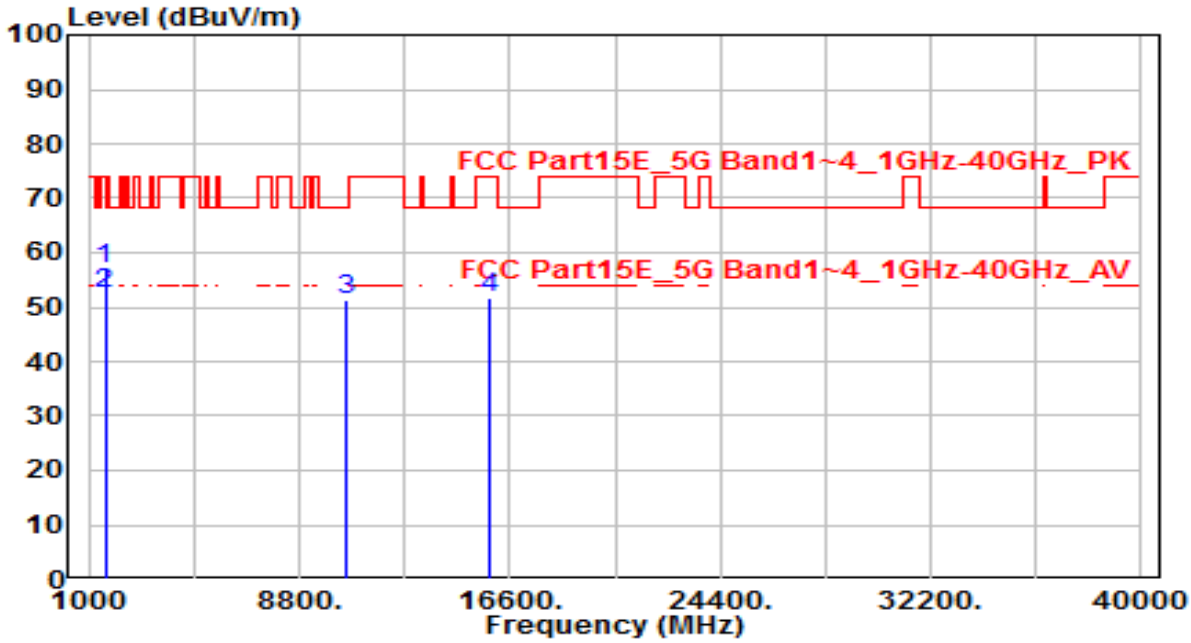


| No | | Frequency (MHz) | Reading (dBuV) | C.F (dB) | Measurement (dBuV/m) | Margin (dB) | Limit (dBuV/m) | Height (cm) | Angle (deg) | Remark (QP/PK/AV) |
|---|---|---|---|---|---|---|---|---|---|---|
| 1 | * | 1600.080 | 62.55 | -5.47 | 57.08 | -16.92 | 74.00 | 185 | 200 | Peak |
| 2 | * | 1600.080 | 57.96 | -5.47 | 52.49 | -1.51 | 54.00 | 185 | 200 | Average |
| 3 | | 10580.000 | 33.97 | 17.18 | 51.15 | -17.05 | 68.20 | 150 | 400 | Peak |
| 4 | | 15870.000 | 31.05 | 20.83 | 51.88 | -22.12 | 74.00 | 150 | 400 | Peak |

Note:

1. " *", means this data is the worst emission level.
2. C.F (Correction Factor) = Antenna Factor (dB)+ Cable Loss (dB) – Preamplifier(dB).
3. Measurement (dBuV/m) = Reading(dBuV) + C.F (Correction Factor).
4. The emission levels of other frequencies are very lower than the limit and not show in test report.

| EUT | OHMNI TELEPRESENCE ROBOTS | Date of Test | 2020-05-13 |
|---|---|---|---|
| Factor | BBHA 9120D & BBHA 9170 | Temp. / Humidity | 25°C /56% |
| Polarity | Horizontal | Site / Test Engineer | AC1 / Kaunaz |
| Test Mode | 802.11ac-80_TX_Band3_CH 106_ANT 0+1 | Test Voltage | AC 120V/60Hz |

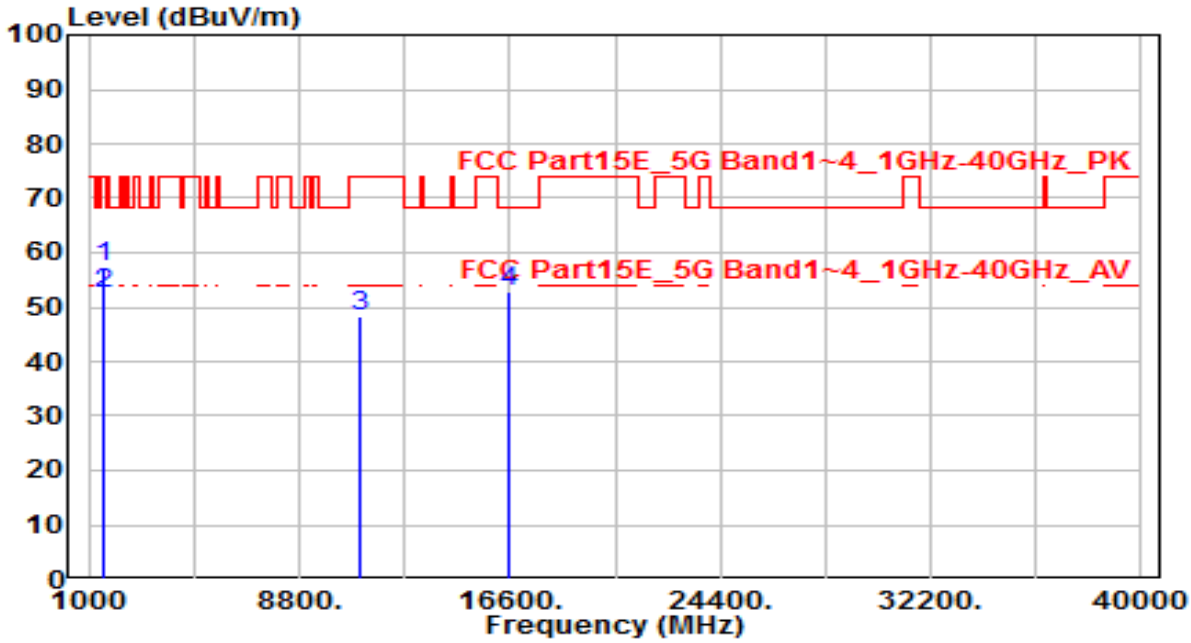


| No | | Frequency (MHz) | Reading (dBuV) | C.F (dB) | Measurement (dBuV/m) | Margin (dB) | Limit (dBuV/m) | Height (cm) | Angle (deg) | Remark (QP/PK/AV) |
|---|---|---|---|---|---|---|---|---|---|---|
| 1 | * | 1598.650 | 62.68 | -5.47 | 57.21 | -16.79 | 74.00 | 100 | 250 | Peak |
| 2 | * | 1598.650 | 57.99 | -5.47 | 52.52 | -1.48 | 54.00 | 100 | 250 | Average |
| 3 | | 11060.000 | 30.27 | 17.86 | 48.13 | -25.87 | 74.00 | 150 | 400 | Peak |
| 4 | | 16590.000 | 30.40 | 22.62 | 53.01 | -15.19 | 68.20 | 150 | 400 | Peak |

Note:

1. " *", means this data is the worst emission level.
2. C.F (Correction Factor) = Antenna Factor (dB)+ Cable Loss (dB) – Preamplifier(dB).
3. Measurement (dBuV/m) = Reading(dBuV) + C.F (Correction Factor).
4. The emission levels of other frequencies are very lower than the limit and not show in test report.

| EUT | OHMNI TELEPRESENCE ROBOTS | Date of Test | 2020-05-13 |
|---|---|---|---|
| Factor | BBHA 9120D & BBHA 9170 | Temp. / Humidity | 25°C /56% |
| Polarity | Vertical | Site / Test Engineer | AC1 / Kaunaz |
| Test Mode | 802.11ac-80_TX_Band3_CH 106_ANT 0+1 | Test Voltage | AC 120V/60Hz |

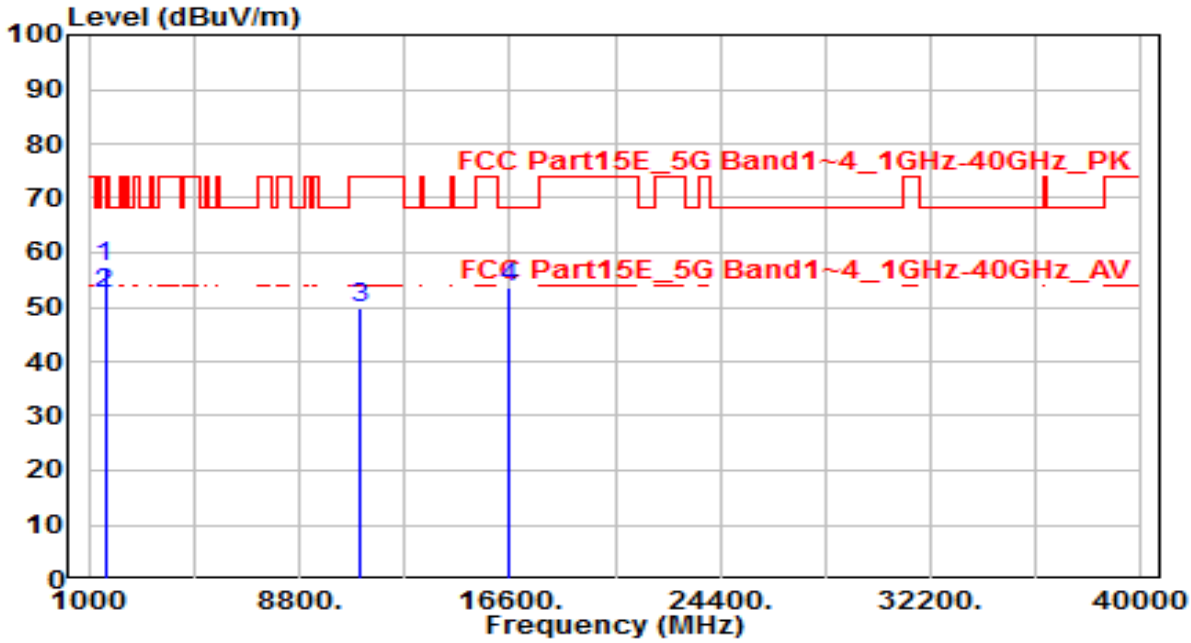


| No | | Frequency (MHz) | Reading (dBuV) | C.F (dB) | Measurement (dBuV/m) | Margin (dB) | Limit (dBuV/m) | Height (cm) | Angle (deg) | Remark (QP/PK/AV) |
|---|---|---|---|---|---|---|---|---|---|---|
| 1 | * | 1599.989 | 62.95 | -5.47 | 57.48 | -16.52 | 74.00 | 185 | 200 | Peak |
| 2 | * | 1599.989 | 57.76 | -5.47 | 52.29 | -1.71 | 54.00 | 185 | 200 | Average |
| 3 | | 11060.000 | 31.89 | 17.86 | 49.75 | -24.25 | 74.00 | 150 | 400 | Peak |
| 4 | | 16590.000 | 30.81 | 22.62 | 53.42 | -14.78 | 68.20 | 150 | 400 | Peak |

Note:

1. " *", means this data is the worst emission level.
2. C.F (Correction Factor) = Antenna Factor (dB)+ Cable Loss (dB) – Preamplifier(dB).
3. Measurement (dBuV/m) = Reading(dBuV) + C.F (Correction Factor).
4. The emission levels of other frequencies are very lower than the limit and not show in test report.

| EUT | OHMNI TELEPRESENCE ROBOTS | Date of Test | 2020-05-13 |
|---|---|---|---|
| Factor | BBHA 9120D & BBHA 9170 | Temp. / Humidity | 25°C /56% |
| Polarity | Horizontal | Site / Test Engineer | AC1 / Kaunaz |
| Test Mode | 802.11ac-80_TX_Band3_CH 122_ANT 0+1 | Test Voltage | AC 120V/60Hz |

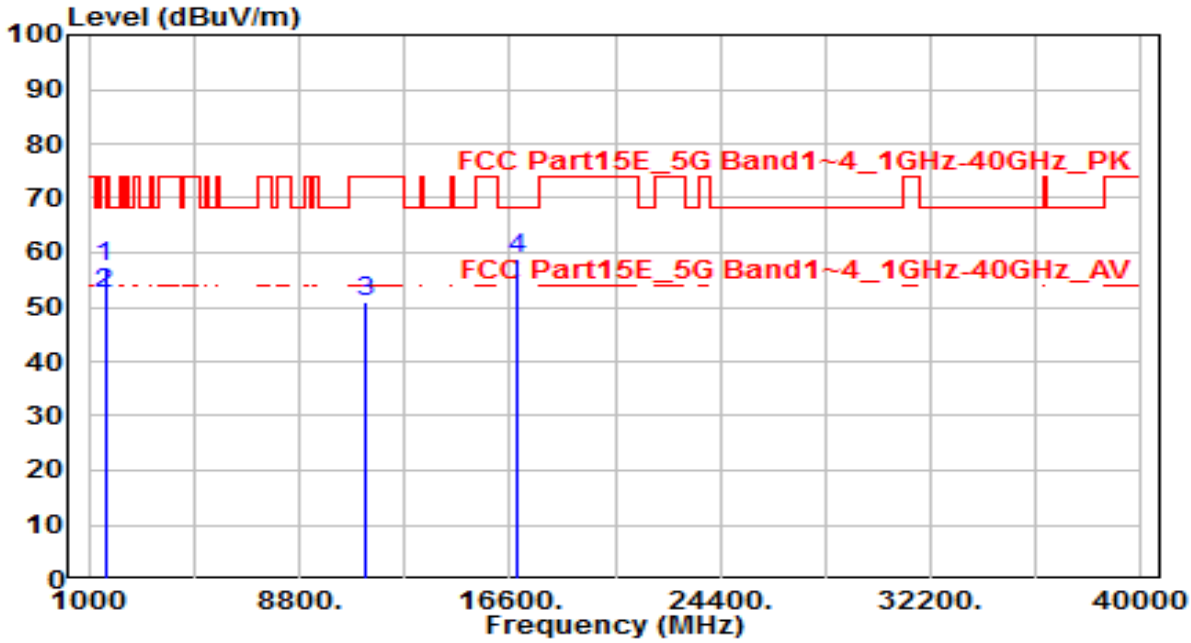


| No | | Frequency (MHz) | Reading (dBuV) | C.F (dB) | Measurement (dBuV/m) | Margin (dB) | Limit (dBuV/m) | Height (cm) | Angle (deg) | Remark (QP/PK/AV) |
|---|---|---|---|---|---|---|---|---|---|---|
| 1 | * | 1600.050 | 62.68 | -5.47 | 57.21 | -16.79 | 74.00 | 100 | 250 | Peak |
| 2 | * | 1600.050 | 57.86 | -5.47 | 52.39 | -1.61 | 54.00 | 100 | 250 | Average |
| 3 | | 11220.000 | 32.91 | 18.07 | 50.99 | -23.01 | 74.00 | 150 | 400 | Peak |
| 4 | | 16830.000 | 34.31 | 24.37 | 58.68 | -9.52 | 68.20 | 150 | 400 | Peak |

Note:

1. " *", means this data is the worst emission level.
2. C.F (Correction Factor) = Antenna Factor (dB)+ Cable Loss (dB) – Preamplifier(dB).
3. Measurement (dBuV/m) = Reading(dBuV) + C.F (Correction Factor).
4. The emission levels of other frequencies are very lower than the limit and not show in test report.

| EUT | OHMNI TELEPRESENCE ROBOTS | Date of Test | 2020-05-13 |
|---|---|---|---|
| Factor | BBHA 9120D & BBHA 9170 | Temp. / Humidity | 25°C /56% |
| Polarity | Vertical | Site / Test Engineer | AC1 / Kaunaz |
| Test Mode | 802.11ac-80_TX_Band3_CH 122_ANT 0+1 | Test Voltage | AC 120V/60Hz |

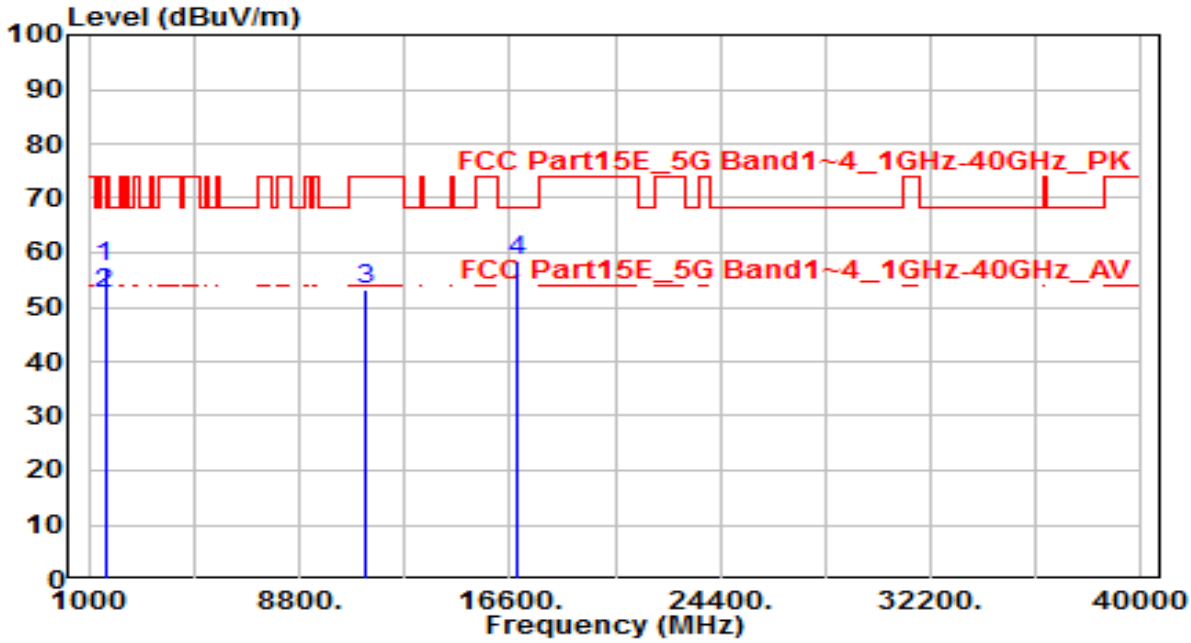


| No | | Frequency (MHz) | Reading (dBuV) | C.F (dB) | Measurement (dBuV/m) | Margin (dB) | Limit (dBuV/m) | Height (cm) | Angle (deg) | Remark (QP/PK/AV) |
|---|---|---|---|---|---|---|---|---|---|---|
| 1 | * | 1600.350 | 62.99 | -5.47 | 57.52 | -16.48 | 74.00 | 185 | 200 | Peak |
| 2 | * | 1600.350 | 57.79 | -5.47 | 52.32 | -1.68 | 54.00 | 185 | 200 | Average |
| 3 | | 11220.000 | 35.04 | 18.07 | 53.12 | -20.88 | 74.00 | 150 | 400 | Peak |
| 4 | | 16830.000 | 33.99 | 24.37 | 58.36 | -9.84 | 68.20 | 150 | 400 | Peak |

Note:

1. " *", means this data is the worst emission level.
2. C.F (Correction Factor) = Antenna Factor (dB)+ Cable Loss (dB) – Preamplifier(dB).
3. Measurement (dBuV/m) = Reading(dBuV) + C.F (Correction Factor).
4. The emission levels of other frequencies are very lower than the limit and not show in test report.

| EUT | OHMNI TELEPRESENCE ROBOTS | Date of Test | 2020-05-13 |
|---|---|---|---|
| Factor | BBHA 9120D & BBHA 9170 | Temp. / Humidity | 25°C /56% |
| Polarity | Horizontal | Site / Test Engineer | AC1 / Kaunaz |
| Test Mode | 802.11ac-80_TX_Band3_CH 138_ANT 0+1 | Test Voltage | AC 120V/60Hz |

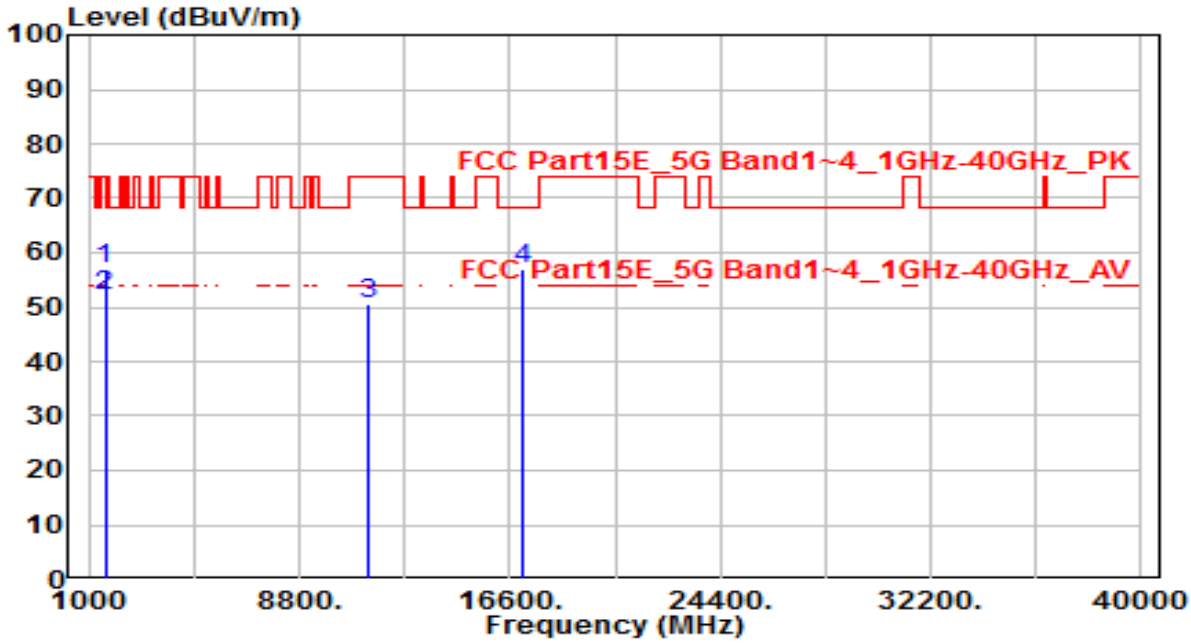


| No | | Frequency (MHz) | Reading (dBuV) | C.F (dB) | Measurement (dBuV/m) | Margin (dB) | Limit (dBuV/m) | Height (cm) | Angle (deg) | Remark (QP/PK/AV) |
|---|---|---|---|---|---|---|---|---|---|---|
| 1 | * | 1600.118 | 62.56 | -5.47 | 57.09 | -16.91 | 74.00 | 100 | 250 | Peak |
| 2 | * | 1600.118 | 57.70 | -5.47 | 52.23 | -1.77 | 54.00 | 100 | 250 | Average |
| 3 | | 11380.000 | 32.27 | 18.29 | 50.56 | -23.44 | 74.00 | 150 | 400 | Peak |
| 4 | | 17070.000 | 30.78 | 26.31 | 57.09 | -11.11 | 68.20 | 150 | 400 | Peak |

Note:

1. " *", means this data is the worst emission level.
2. C.F (Correction Factor) = Antenna Factor (dB)+ Cable Loss (dB) – Preamplifier(dB).
3. Measurement (dBuV/m) = Reading(dBuV) + C.F (Correction Factor).
4. The emission levels of other frequencies are very lower than the limit and not show in test report.

| EUT | OHMNI TELEPRESENCE ROBOTS | Date of Test | 2020-05-13 |
|---|---|---|---|
| Factor | BBHA 9120D & BBHA 9170 | Temp. / Humidity | 25°C /56% |
| Polarity | Vertical | Site / Test Engineer | AC1 / Kaunaz |
| Test Mode | 802.11ac-80_TX_Band3_CH 138_ANT 0+1 | Test Voltage | AC 120V/60Hz |

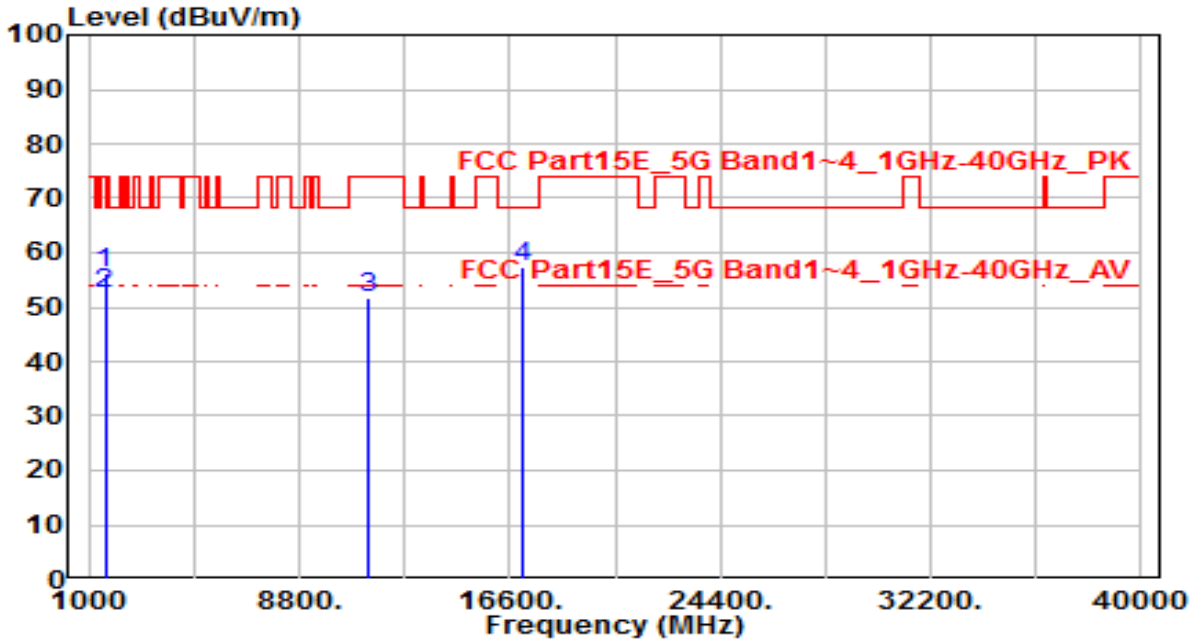


| No | | Frequency (MHz) | Reading (dBuV) | C.F (dB) | Measurement (dBuV/m) | Margin (dB) | Limit (dBuV/m) | Height (cm) | Angle (deg) | Remark (QP/PK/AV) |
|---|---|---|---|---|---|---|---|---|---|---|
| 1 | * | 1600.228 | 61.86 | -5.47 | 56.39 | -17.61 | 74.00 | 185 | 200 | Peak |
| 2 | * | 1600.228 | 57.76 | -5.47 | 52.29 | -1.71 | 54.00 | 185 | 200 | Average |
| 3 | | 11380.000 | 33.58 | 18.29 | 51.86 | -22.14 | 74.00 | 150 | 400 | Peak |
| 4 | | 17070.000 | 30.95 | 26.31 | 57.26 | -10.94 | 68.20 | 150 | 400 | Peak |

Note:

1. " *", means this data is the worst emission level.
2. C.F (Correction Factor) = Antenna Factor (dB)+ Cable Loss (dB) – Preamplifier(dB).
3. Measurement (dBuV/m) = Reading(dBuV) + C.F (Correction Factor).
4. The emission levels of other frequencies are very lower than the limit and not show in test report.

| EUT | OHMNI TELEPRESENCE ROBOTS | Date of Test | 2020-05-13 |
|---|---|---|---|
| Factor | BBHA 9120D & BBHA 9170 | Temp. / Humidity | 25°C /56% |
| Polarity | Horizontal | Site / Test Engineer | AC1 / Kaunaz |
| Test Mode | 802.11ac-80_TX_Band4_CH 155_ANT 0+1 | Test Voltage | AC 120V/60Hz |

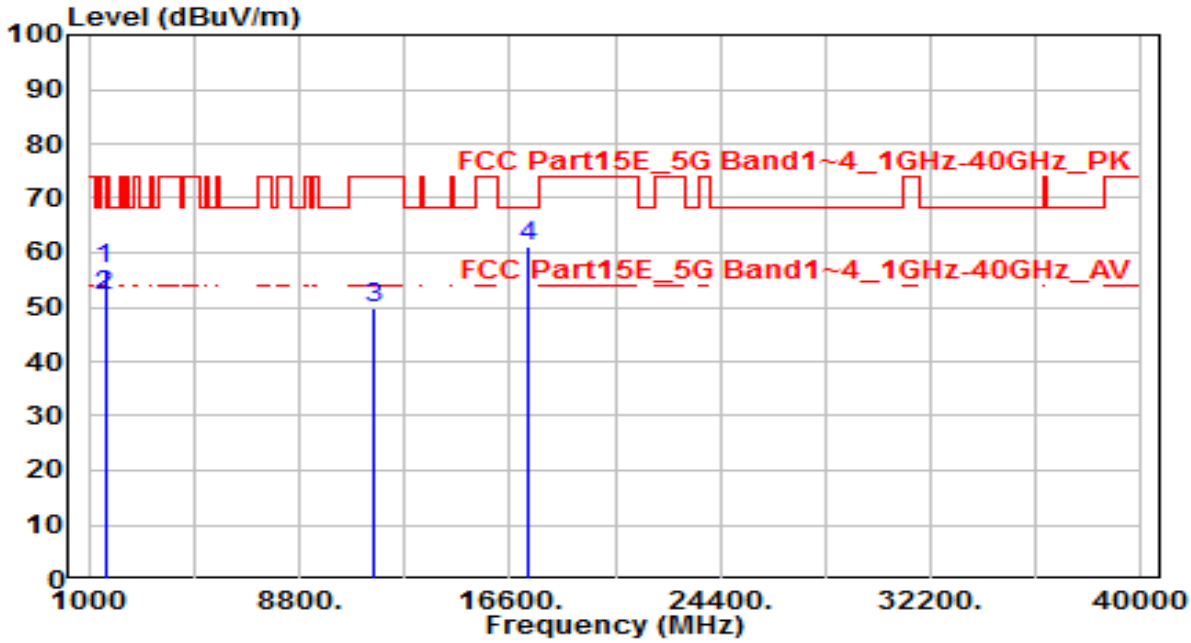


| No | | Frequency (MHz) | Reading (dBuV) | C.F (dB) | Measurement (dBuV/m) | Margin (dB) | Limit (dBuV/m) | Height (cm) | Angle (deg) | Remark (QP/PK/AV) |
|---|---|---|---|---|---|---|---|---|---|---|
| 1 | * | 1599.795 | 62.38 | -5.47 | 56.91 | -17.09 | 74.00 | 100 | 250 | Peak |
| 2 | * | 1599.795 | 57.49 | -5.47 | 52.02 | -1.98 | 54.00 | 100 | 250 | Average |
| 3 | | 11550.000 | 31.55 | 18.39 | 49.93 | -24.07 | 74.00 | 150 | 400 | Peak |
| 4 | | 17325.000 | 32.09 | 28.88 | 60.97 | -7.23 | 68.20 | 150 | 400 | Peak |

Note:

1. " *", means this data is the worst emission level.
2. C.F (Correction Factor) = Antenna Factor (dB)+ Cable Loss (dB) – Preamplifier(dB).
3. Measurement (dBuV/m) = Reading(dBuV) + C.F (Correction Factor).
4. The emission levels of other frequencies are very lower than the limit and not show in test report.

| EUT | OHMNI TELEPRESENCE ROBOTS | Date of Test | 2020-05-13 |
|---|---|---|---|
| Factor | BBHA 9120D & BBHA 9170 | Temp. / Humidity | 25°C /56% |
| Polarity | Vertical | Site / Test Engineer | AC1 / Kaunaz |
| Test Mode | 802.11ac-80_TX_Band4_CH 155_ANT 0+1 | Test Voltage | AC 120V/60Hz |

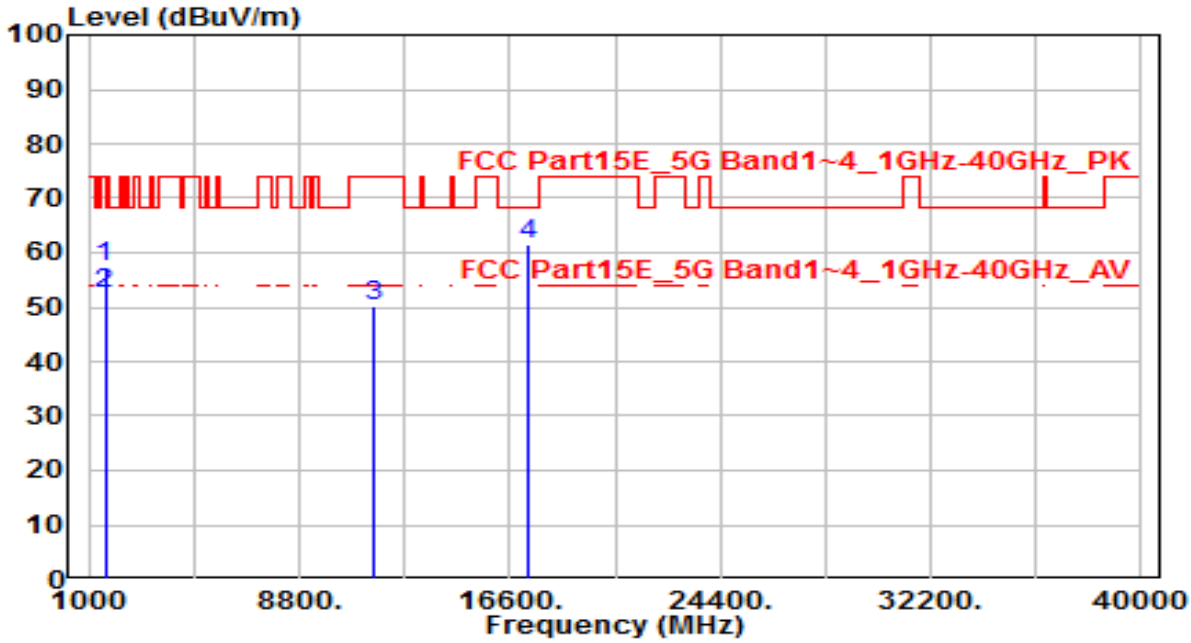


| No | | Frequency (MHz) | Reading (dBuV) | C.F (dB) | Measurement (dBuV/m) | Margin (dB) | Limit (dBuV/m) | Height (cm) | Angle (deg) | Remark (QP/PK/AV) |
|---|---|---|---|---|---|---|---|---|---|---|
| 1 | * | 1599.899 | 62.78 | -5.47 | 57.31 | -16.69 | 74.00 | 185 | 200 | Peak |
| 2 | * | 1599.899 | 57.91 | -5.47 | 52.44 | -1.56 | 54.00 | 185 | 200 | Average |
| 3 | | 11550.000 | 31.94 | 18.39 | 50.33 | -23.67 | 74.00 | 150 | 400 | Peak |
| 4 | | 17325.000 | 32.72 | 28.88 | 61.60 | -6.60 | 68.20 | 150 | 400 | Peak |

Note:

1. " *", means this data is the worst emission level.
2. C.F (Correction Factor) = Antenna Factor (dB)+ Cable Loss (dB) – Preamplifier(dB).
3. Measurement (dBuV/m) = Reading(dBuV) + C.F (Correction Factor).
4. The emission levels of other frequencies are very lower than the limit and not show in test report.

| EUT | OHMNI TELEPRESENCE ROBOTS | Date of Test | 2020-05-13 |
|---|---|---|---|
| Factor | BBHA 9120D & BBHA 9170 | Temp. / Humidity | 25°C /65% |
| Polarity | Horizontal | Site / Test Engineer | AC1 / Jay |
| Test Mode | 802.11n-20_RX_Band1_CH 44_ANT 0+1 | Test Voltage | AC 120V/60Hz |

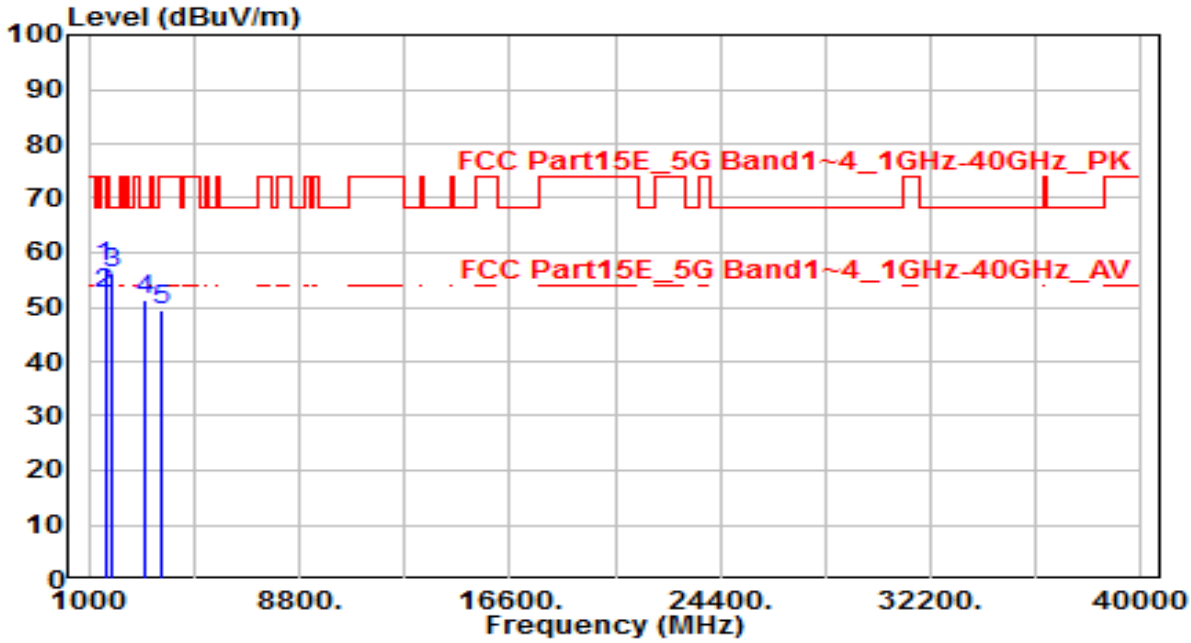


| No | | Frequency (MHz) | Reading (dBuV) | C.F (dB) | Measurement (dBuV/m) | Margin (dB) | Limit (dBuV/m) | Height (cm) | Angle (deg) | Remark (QP/PK/AV) |
|---|---|---|---|---|---|---|---|---|---|---|
| 1 | * | 1600.313 | 62.85 | -5.47 | 57.39 | -16.61 | 74.00 | 100 | 250 | Peak |
| 2 | * | 1600.313 | 57.85 | -5.47 | 52.39 | -1.61 | 54.00 | 100 | 250 | Average |
| 3 | | 1863.281 | 61.16 | -4.78 | 56.38 | -11.82 | 68.20 | 150 | 400 | Peak |
| 4 | | 3113.844 | 53.60 | -2.15 | 51.46 | -16.74 | 68.20 | 150 | 400 | Peak |
| 5 | | 3726.906 | 49.48 | -0.06 | 49.42 | -24.58 | 74.00 | 150 | 400 | Peak |

Note:

1. " *", means this data is the worst emission level.
2. C.F (Correction Factor) = Antenna Factor (dB)+ Cable Loss (dB) – Preamplifier(dB).
3. Measurement (dBuV/m) = Reading(dBuV) + C.F (Correction Factor).
4. The emission levels of other frequencies are very lower than the limit and not show in test report.

| EUT | OHMNI TELEPRESENCE ROBOTS | Date of Test | 2020-05-13 |
|---|---|---|---|
| Factor | BBHA 9120D & BBHA 9170 | Temp. / Humidity | 25°C /65% |
| Polarity | Vertical | Site / Test Engineer | AC1 / Jay |
| Test Mode | 802.11n-20_RX_Band1_CH 44_ANT 0+1 | Test Voltage | AC 120V/60Hz |

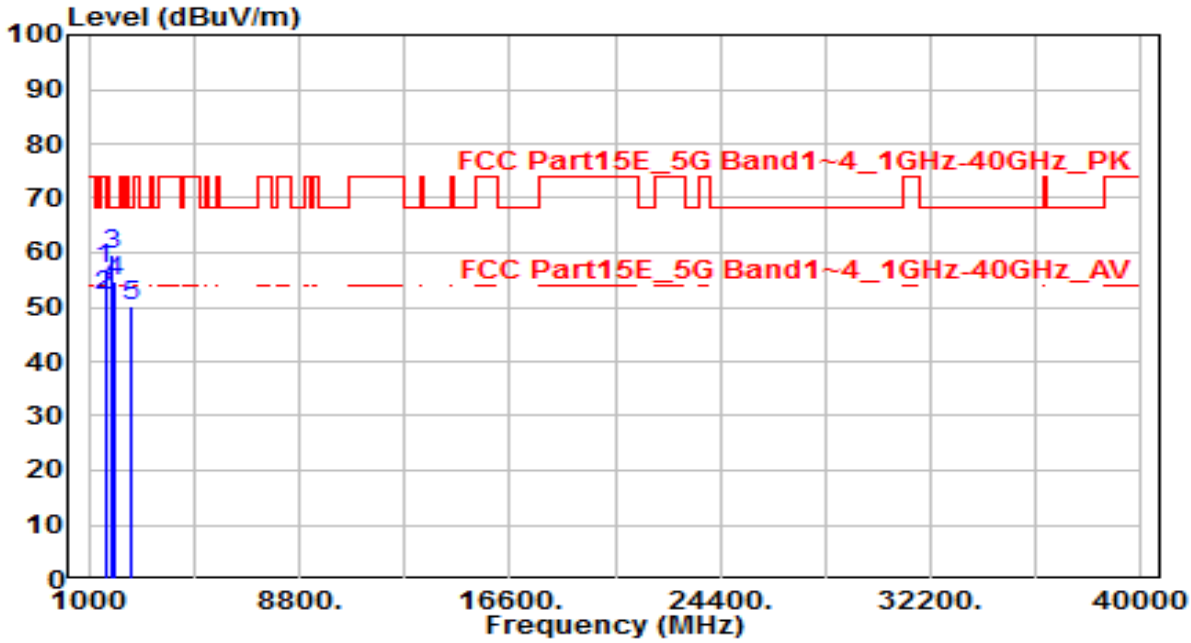


| No | | Frequency (MHz) | Reading (dBuV) | C.F (dB) | Measurement (dBuV/m) | Margin (dB) | Limit (dBuV/m) | Height (cm) | Angle (deg) | Remark (QP/PK/AV) |
|---|---|---|---|---|---|---|---|---|---|---|
| 1 | * | 1599.781 | 62.31 | -5.47 | 56.84 | -17.16 | 74.00 | 185 | 200 | Peak |
| 2 | * | 1599.781 | 57.65 | -5.47 | 52.18 | -1.82 | 54.00 | 185 | 200 | Average |
| 3 | | 1809.625 | 64.69 | -4.92 | 59.77 | -8.43 | 68.20 | 150 | 400 | Peak |
| 4 | | 2000.344 | 59.23 | -4.42 | 54.81 | -13.39 | 68.20 | 150 | 400 | Peak |
| 5 | | 2587.906 | 52.33 | -2.27 | 50.05 | -18.15 | 68.20 | 150 | 400 | Peak |

Note:

1. " *", means this data is the worst emission level.
2. C.F (Correction Factor) = Antenna Factor (dB)+ Cable Loss (dB) – Preamplifier(dB).
3. Measurement (dBuV/m) = Reading(dBuV) + C.F (Correction Factor).
4. The emission levels of other frequencies are very lower than the limit and not show in test report.

## 7.8. Radiated Restricted Band Edge Measurement

### 7.8.1.Test Limit

**For 15.205 requirement:**

Radiated emissions which fall in the restricted bands, as defined in Section 15.205(a) of FCC part 15, must also comply with the radiated emission limits specified in Section 15.209(a).

| Frequency (MHz) | Frequency (MHz) | Frequency (MHz) | Frequency (GHz) |
|---|---|---|---|
| 0.090 - 0.110 | 16.42 - 16.423 | 399.9 - 410 | 4.5 - 5.15 |
| [1] 0.495 - 0.505 | 16.69475 - 16.69525 | 608 - 614 | 5.35 - 5.46 |
| 2.1735 - 2.1905 | 16.80425 - 16.80475 | 960 - 1240 | 7.25 - 7.75 |
| 4.125 - 4.128 | 25.5 - 25.67 | 1300 - 1427 | 8.25 - 8.5 |
| 4.17725 - 4.17775 | 37.5 - 38.25 | 1435 - 1626.5 | 9.0 - 9.2 |
| 4.20725 - 4.20775 | 73 - 74.6 | 1645.5 - 1646.5 | 9.3 - 9.5 |
| 6.215 - 6.218 | 74.8 - 75.2 | 1660 - 1710 | 10.6 - 12.7 |
| 6.26775 - 6.26825 | 108 - 121.94 | 1718.8 - 1722.2 | 13.25 - 13.4 |
| 6.31175 - 6.31225 | 123 - 138 | 2200 - 2300 | 14.47 - 14.5 |
| 8.291 - 8.294 | 149.9 - 150.05 | 2310 – 2390 | 15.35 - 16.2 |
| 8.362 - 8.366 | 156.52475 - 156.525 | 2483.5 - 2500 | 17.7 - 21.4 |
| 8.37625 - 8.38675 | 156.7 - 156.9 | 2690 - 2900 | 22.01 - 23.12 |
| 8.41425 - 8.41475 | 162.0125 - 167.17 | 3260 - 3267 | 23.6 - 24.0 |
| 12.29 - 12.293 | 167.72 - 173.2 | 3332 - 3339 | 31.2 - 31.8 |
| 12.51975 - 12.52025 | 240 - 285 | 3345.8 - 3358 | 36.43 - 36.5 |
| 12.57675 - 12.57725 | 322 - 335.4 | 3600 - 4400 | ([2]) |
| 13.36 - 13.41 | -- | -- | -- |

**For 15.407(b) requirement:**

For transmitters operating in the 5.15-5.25 GHz band: All emissions outside of the 5.15-5.35 GHz band shall not exceed an e.i.r.p. of −27 dBm/MHz.

For transmitters operating in the 5.25-5.35 GHz band: All emissions outside of the 5.15-5.35 GHz band shall not exceed an e.i.r.p. of −27 dBm/MHz.

For transmitters operating in the 5.47-5.725 GHz band: All emissions outside of the 5.47-5.725 GHz band shall not exceed an e.i.r.p. of −27 dBm/MHz.

**For FCC transmitters operating in the 5.725-5.85 GHz band:** All emissions shall be limited to a level of −27 dBm/MHz at 75 MHz or more above or below the band edge increasing linearly to 10 dBm/MHz at 25 MHz above or below the band edge, and from 25 MHz above or below the band edge increasing linearly to a level of 15.6 dBm/MHz at 5 MHz above or below the band edge, and from 5 MHz above or below the band edge increasing linearly to a level of 27 dBm/MHz at the band edge.

**For IC transmitters operating in the 5.725-5.85 GHz band:** All emissions within the frequency range from the band edge to 10 MHz above or below the band edge shall not exceed an e.i.r.p. of −17 dBm/MHz; for frequencies 10 MHz or greater above or below the band edge, emissions shall not exceed an e.i.r.p. of −27 dBm/MHz.

Refer to KDB 789033 D02v02r01 G)2)c), as specified in § 15.407(b), emissions above 1000 MHz that are outside of the restricted bands are subject to a maximum emission limit of -27 dBm/MHz (or -17 dBm/MHz as specified in § 15.407(b)(4)). However, an out-of-band emission that complies with both the peak and average limits of § 15.209 is not required to satisfy the -27 dBm/MHz or -17 dBm/MHz maximum emission limit.

All out of band emissions appearing in a restricted band as specified in Section 15.205 of the Title 47 CFR must not exceed the limits shown in Table per Section 15.209.

**FCC-Radiated emission limits; general requirements.**

| FCC Part 15 Subpart C Paragraph 15.209 | | |
|---|---|---|
| Frequency [MHz] | Field Strength [V/m] | Measured Distance [Meters] |
| 0.009 ~ 0.490 | 2400/F (kHz) | 300 |
| 0.490 ~ 1.705 | 24000/F (kHz) | 30 |
| 1.705 ~ 30 | 30 | 30 |
| 30 ~ 88 | 100 | 3 |
| 88 ~ 216 | 150 | 3 |
| 216 ~ 960 | 200 | 3 |
| Above 960 | 500 | 3 |

### 7.8.2.Test Result

| EUT | OHMNI TELEPRESENCE ROBOTS | Date of Test | 2020-05-13 |
|---|---|---|---|
| Factor | BBHA 9120D | Temp. / Humidity | 25°C /65% |
| Polarity | Horizontal | Site / Test Engineer | AC1 / Kaunaz |
| Test Mode | 802.11a_TX_Band1_CH 36_ANT 0+1 | Test Voltage | AC 120V/60Hz |

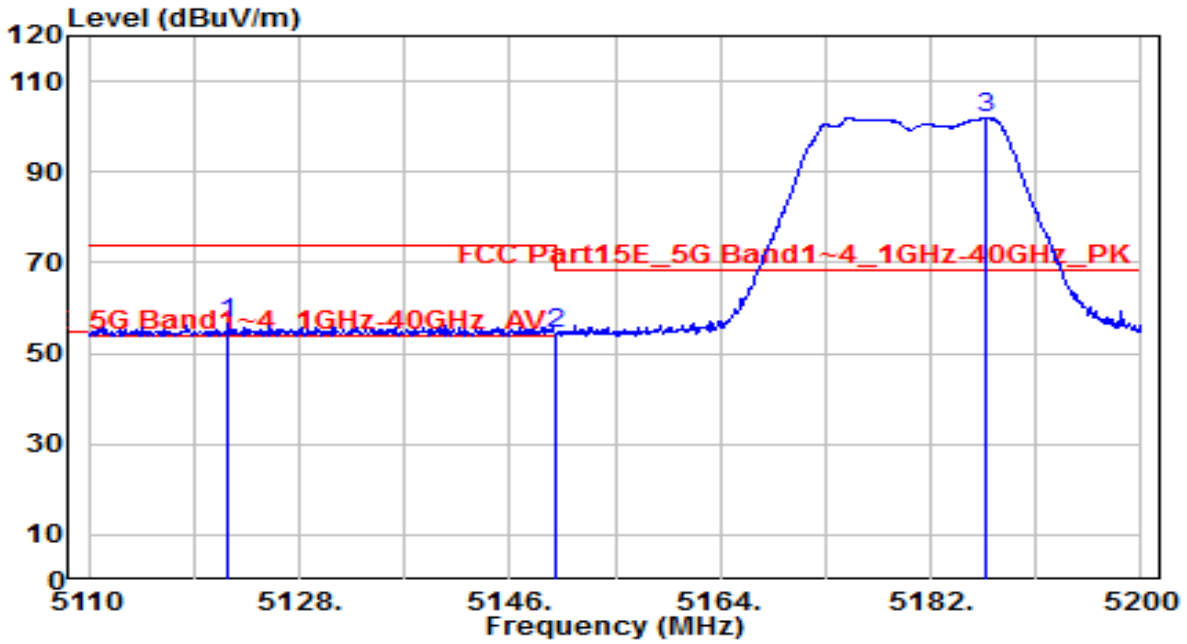


| No | | Frequency (MHz) | Reading (dBuV) | C.F (dB) | Measurement (dBuV/m) | Margin (dB) | Limit (dBuV/m) | Height (cm) | Angle (deg) | Remark (QP/PK/AV) |
|---|---|---|---|---|---|---|---|---|---|---|
| 1 | | 5121.970 | 53.00 | 3.63 | 56.63 | -17.37 | 74.00 | 185 | 275 | Peak |
| 2 | * | 5150.000 | 50.66 | 3.65 | 54.30 | -13.90 | 68.20 | 185 | 275 | Peak |
| 3 | | 5186.770 | 98.24 | 3.67 | 101.91 | N/A | N/A | 185 | 275 | Peak |

Note:

1. " *", means this data is the worst emission level.
2. C.F (Correction Factor) = Antenna Factor (dB)+ Cable Loss (dB) – Preamplifier(dB).
3. Measurement (dBuV/m) = Reading(dBuV) + C.F (Correction Factor).
4. The emission levels of other frequencies are very lower than the limit and not show in test report.

| EUT | OHMNI TELEPRESENCE ROBOTS | Date of Test | 2020-05-13 |
|---|---|---|---|
| Factor | BBHA 9120D | Temp. / Humidity | 25°C /65% |
| Polarity | Horizontal | Site / Test Engineer | AC1 / Kaunaz |
| Test Mode | 802.11a_TX_Band1_CH 36_ANT 0+1 | Test Voltage | AC 120V/60Hz |

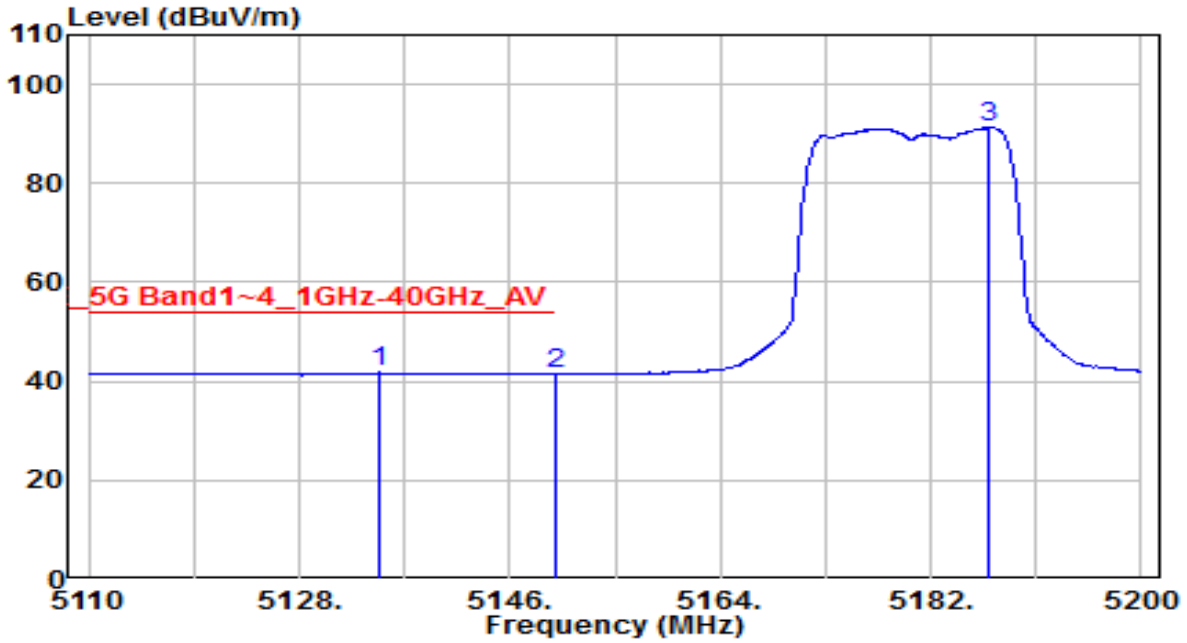


| No | | Frequency (MHz) | Reading (dBuV) | C.F (dB) | Measurement (dBuV/m) | Margin (dB) | Limit (dBuV/m) | Height (cm) | Angle (deg) | Remark (QP/PK/AV) |
|---|---|---|---|---|---|---|---|---|---|---|
| 1 | * | 5134.750 | 38.19 | 3.64 | 41.82 | -12.18 | 54.00 | 185 | 275 | Average |
| 2 | | 5150.000 | 37.81 | 3.65 | 41.46 | -12.54 | 54.00 | 185 | 275 | Average |
| 3 | | 5187.040 | 87.52 | 3.67 | 91.19 | N/A | N/A | 185 | 275 | Average |

Note:

1. " *", means this data is the worst emission level.
2. C.F (Correction Factor) = Antenna Factor (dB)+ Cable Loss (dB) – Preamplifier(dB).
3. Measurement (dBuV/m) = Reading(dBuV) + C.F (Correction Factor).
4. The emission levels of other frequencies are very lower than the limit and not show in test report.

| EUT | OHMNI TELEPRESENCE ROBOTS | Date of Test | 2020-05-13 |
|---|---|---|---|
| Factor | BBHA 9120D | Temp. / Humidity | 25°C /65% |
| Polarity | Vertical | Site / Test Engineer | AC1 / Kaunaz |
| Test Mode | 802.11a_TX_Band1_CH 36_ANT 0+1 | Test Voltage | AC 120V/60Hz |

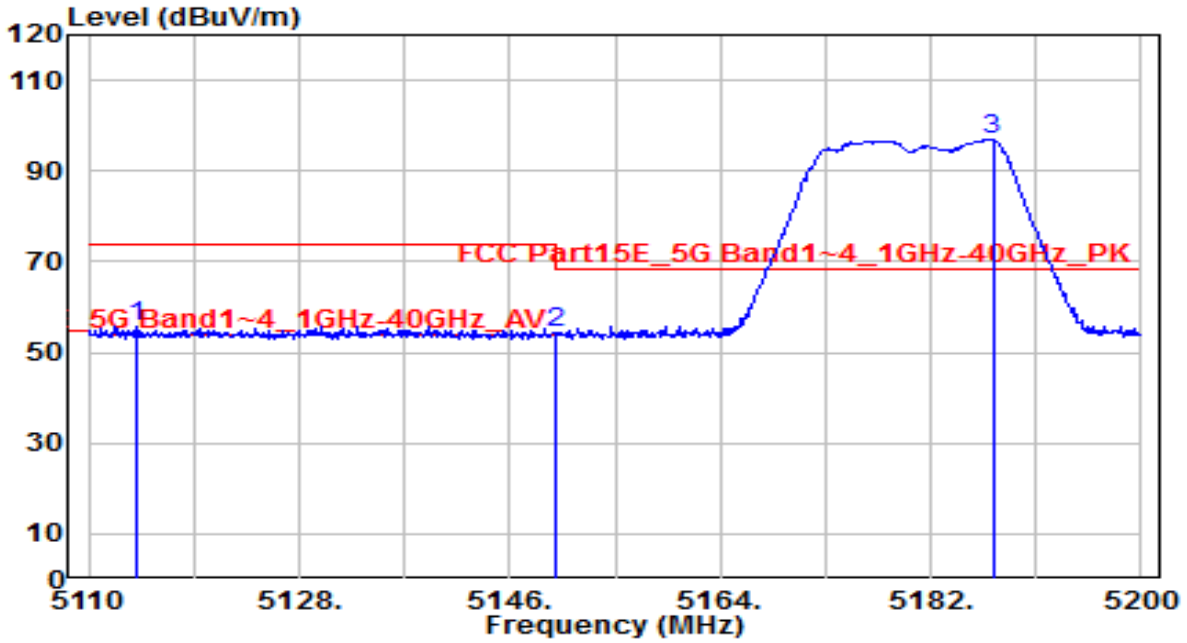


| No | | Frequency (MHz) | Reading (dBuV) | C.F (dB) | Measurement (dBuV/m) | Margin (dB) | Limit (dBuV/m) | Height (cm) | Angle (deg) | Remark (QP/PK/AV) |
|---|---|---|---|---|---|---|---|---|---|---|
| 1 | | 5114.050 | 52.04 | 3.62 | 55.67 | -18.33 | 74.00 | 210 | 300 | Peak |
| 2 | * | 5150.000 | 50.82 | 3.65 | 54.47 | -13.73 | 68.20 | 210 | 300 | Peak |
| 3 | | 5187.310 | 93.33 | 3.67 | 97.00 | N/A | N/A | 210 | 300 | Peak |

Note:

1. " *", means this data is the worst emission level.
2. C.F (Correction Factor) = Antenna Factor (dB)+ Cable Loss (dB) – Preamplifier(dB).
3. Measurement (dBuV/m) = Reading(dBuV) + C.F (Correction Factor).
4. The emission levels of other frequencies are very lower than the limit and not show in test report.

| EUT | OHMNI TELEPRESENCE ROBOTS | Date of Test | 2020-05-13 |
|---|---|---|---|
| Factor | BBHA 9120D | Temp. / Humidity | 25°C /65% |
| Polarity | Vertical | Site / Test Engineer | AC1 / Kaunaz |
| Test Mode | 802.11a_TX_Band1_CH 36_ANT 0+1 | Test Voltage | AC 120V/60Hz |

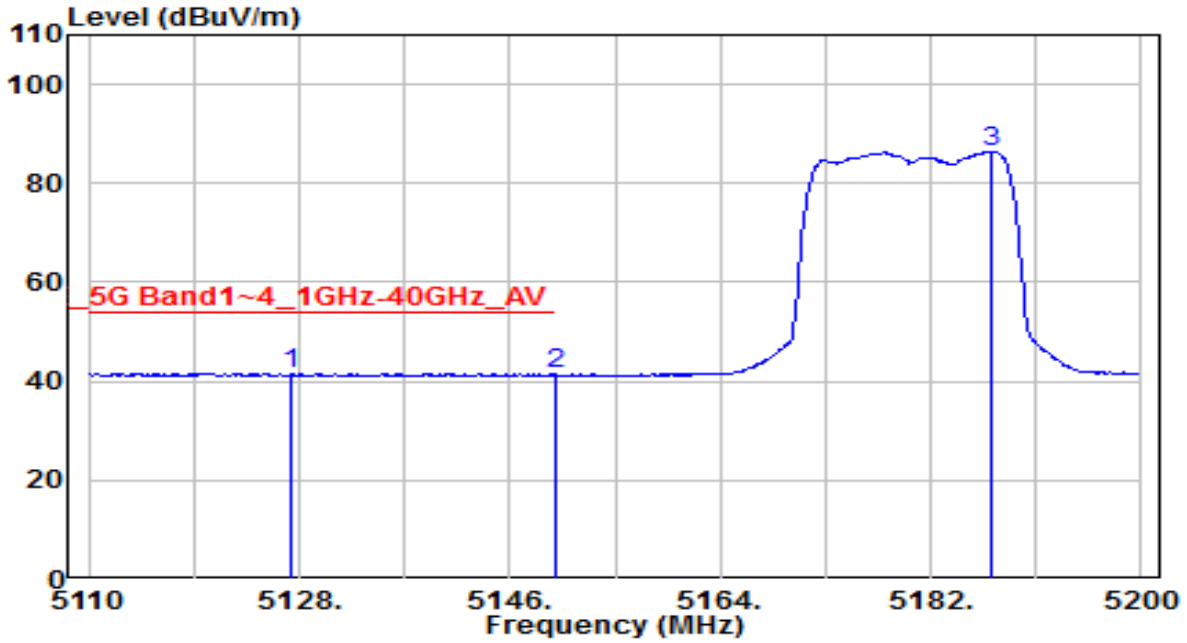


| No | | Frequency (MHz) | Reading (dBuV) | C.F (dB) | Measurement (dBuV/m) | Margin (dB) | Limit (dBuV/m) | Height (cm) | Angle (deg) | Remark (QP/PK/AV) |
|---|---|---|---|---|---|---|---|---|---|---|
| 1 | * | 5127.370 | 37.97 | 3.63 | 41.60 | -12.40 | 54.00 | 210 | 300 | Average |
| 2 | | 5150.000 | 37.70 | 3.65 | 41.35 | -12.65 | 54.00 | 210 | 300 | Average |
| 3 | | 5187.130 | 82.68 | 3.67 | 86.34 | N/A | N/A | 210 | 300 | Average |

Note:

1. " *", means this data is the worst emission level.
2. C.F (Correction Factor) = Antenna Factor (dB)+ Cable Loss (dB) – Preamplifier(dB).
3. Measurement (dBuV/m) = Reading(dBuV) + C.F (Correction Factor).
4. The emission levels of other frequencies are very lower than the limit and not show in test report.

| EUT | OHMNI TELEPRESENCE ROBOTS | Date of Test | 2020-05-13 |
|---|---|---|---|
| Factor | BBHA 9120D | Temp. / Humidity | 25°C /65% |
| Polarity | Horizontal | Site / Test Engineer | AC1 / Kaunaz |
| Test Mode | 802.11a_TX_Band2_CH 64_ANT 0+1 | Test Voltage | AC 120V/60Hz |

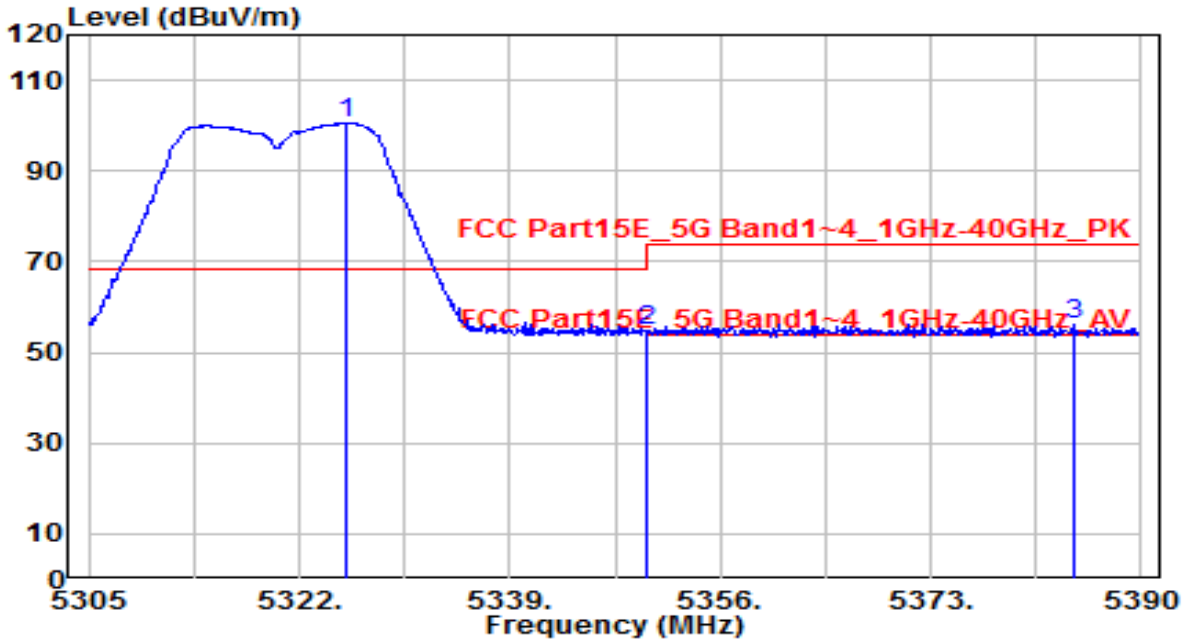


| No | | Frequency (MHz) | Reading (dBuV) | C.F (dB) | Measurement (dBuV/m) | Margin (dB) | Limit (dBuV/m) | Height (cm) | Angle (deg) | Remark (QP/PK/AV) |
|---|---|---|---|---|---|---|---|---|---|---|
| 1 | | 5325.825 | 96.66 | 3.76 | 100.42 | N/A | N/A | 205 | 195 | Peak |
| 2 | * | 5350.000 | 51.23 | 3.77 | 55.00 | -13.20 | 68.20 | 205 | 195 | Peak |
| 3 | | 5384.475 | 52.27 | 3.80 | 56.06 | -17.94 | 74.00 | 205 | 195 | Peak |

Note:

1. " *", means this data is the worst emission level.
2. C.F (Correction Factor) = Antenna Factor (dB)+ Cable Loss (dB) – Preamplifier(dB).
3. Measurement (dBuV/m) = Reading(dBuV) + C.F (Correction Factor).
4. The emission levels of other frequencies are very lower than the limit and not show in test report.

| EUT | OHMNI TELEPRESENCE ROBOTS | Date of Test | 2020-05-13 |
|---|---|---|---|
| Factor | BBHA 9120D | Temp. / Humidity | 25°C /65% |
| Polarity | Horizontal | Site / Test Engineer | AC1 / Kaunaz |
| Test Mode | 802.11a_TX_Band2_CH 64_ANT 0+1 | Test Voltage | AC 120V/60Hz |

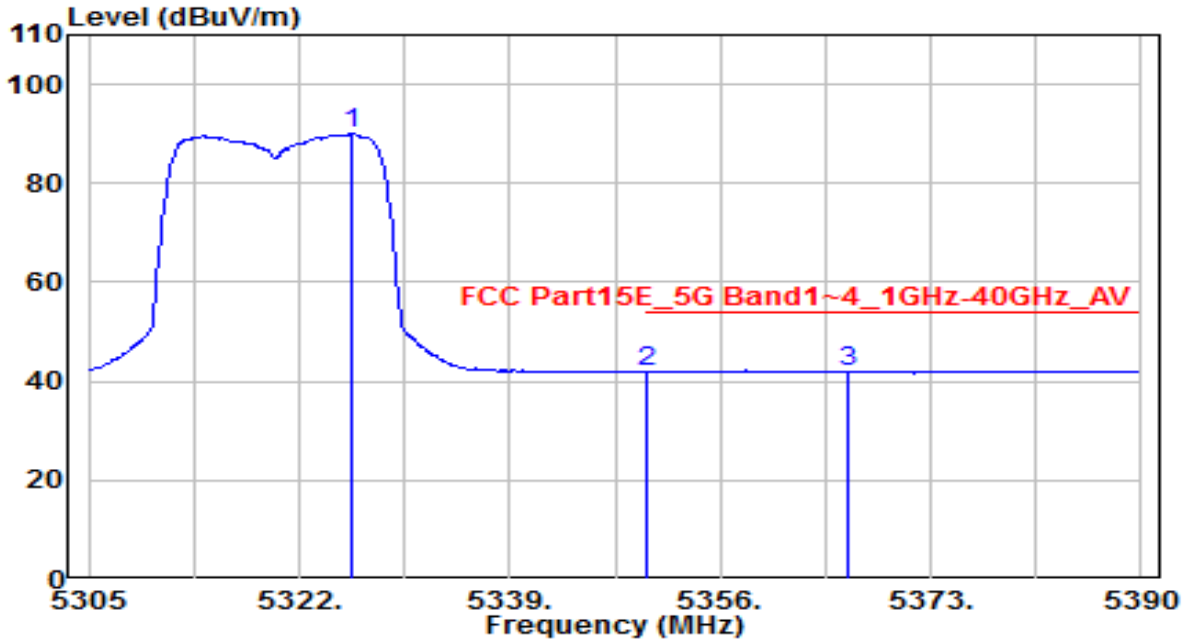


| No | | Frequency (MHz) | Reading (dBuV) | C.F (dB) | Measurement (dBuV/m) | Margin (dB) | Limit (dBuV/m) | Height (cm) | Angle (deg) | Remark (QP/PK/AV) |
|---|---|---|---|---|---|---|---|---|---|---|
| 1 | | 5326.335 | 86.26 | 3.76 | 90.02 | N/A | N/A | 205 | 195 | Average |
| 2 | | 5350.000 | 38.22 | 3.77 | 41.99 | -12.01 | 54.00 | 205 | 195 | Average |
| 3 | * | 5366.285 | 38.31 | 3.78 | 42.09 | -11.91 | 54.00 | 205 | 195 | Average |

Note:

1. " *", means this data is the worst emission level.
2. C.F (Correction Factor) = Antenna Factor (dB)+ Cable Loss (dB) – Preamplifier(dB).
3. Measurement (dBuV/m) = Reading(dBuV) + C.F (Correction Factor).
4. The emission levels of other frequencies are very lower than the limit and not show in test report.

| EUT | OHMNI TELEPRESENCE ROBOTS | Date of Test | 2020-05-13 |
|---|---|---|---|
| Factor | BBHA 9120D | Temp. / Humidity | 25°C /65% |
| Polarity | Vertical | Site / Test Engineer | AC1 / Kaunaz |
| Test Mode | 802.11a_TX_Band2_CH 64_ANT 0+1 | Test Voltage | AC 120V/60Hz |

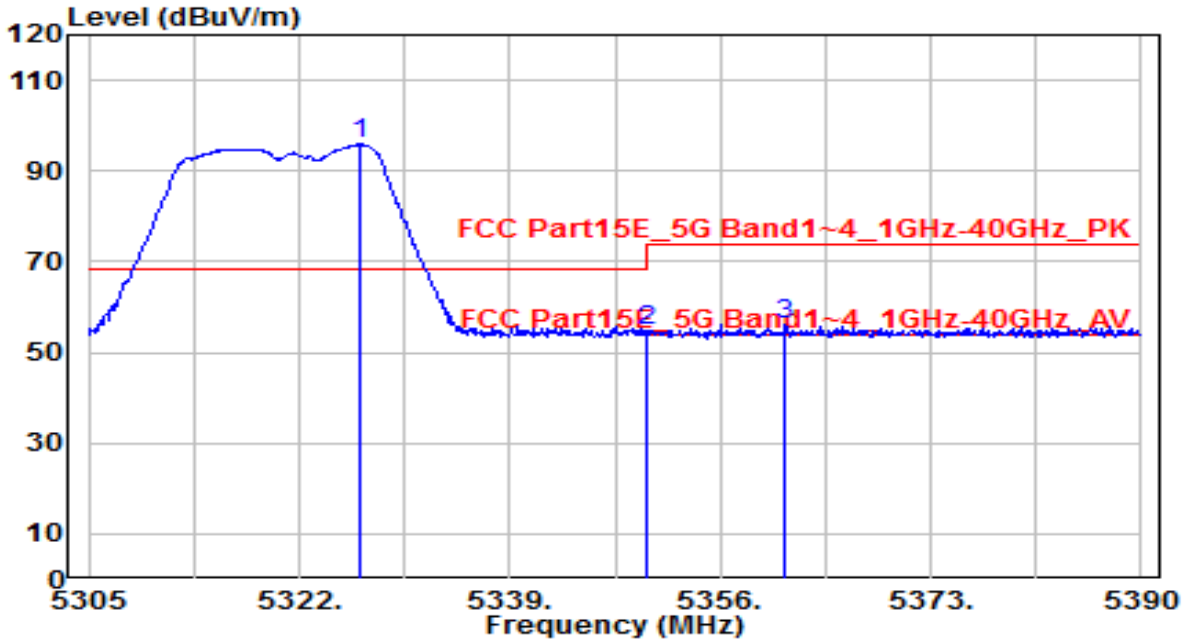


| No | | Frequency (MHz) | Reading (dBuV) | C.F (dB) | Measurement (dBuV/m) | Margin (dB) | Limit (dBuV/m) | Height (cm) | Angle (deg) | Remark (QP/PK/AV) |
|---|---|---|---|---|---|---|---|---|---|---|
| 1 | | 5326.845 | 92.07 | 3.76 | 95.83 | N/A | N/A | 220 | 305 | Peak |
| 2 | * | 5350.000 | 51.17 | 3.77 | 54.94 | -13.26 | 68.20 | 220 | 305 | Peak |
| 3 | | 5361.270 | 52.30 | 3.78 | 56.08 | -17.92 | 74.00 | 220 | 305 | Peak |

Note:

1. " *", means this data is the worst emission level.
2. C.F (Correction Factor) = Antenna Factor (dB)+ Cable Loss (dB) – Preamplifier(dB).
3. Measurement (dBuV/m) = Reading(dBuV) + C.F (Correction Factor).
4. The emission levels of other frequencies are very lower than the limit and not show in test report.

| EUT | OHMNI TELEPRESENCE ROBOTS | Date of Test | 2020-05-13 |
|---|---|---|---|
| Factor | BBHA 9120D | Temp. / Humidity | 25°C /65% |
| Polarity | Vertical | Site / Test Engineer | AC1 / Kaunaz |
| Test Mode | 802.11a_TX_Band2_CH 64_ANT 0+1 | Test Voltage | AC 120V/60Hz |

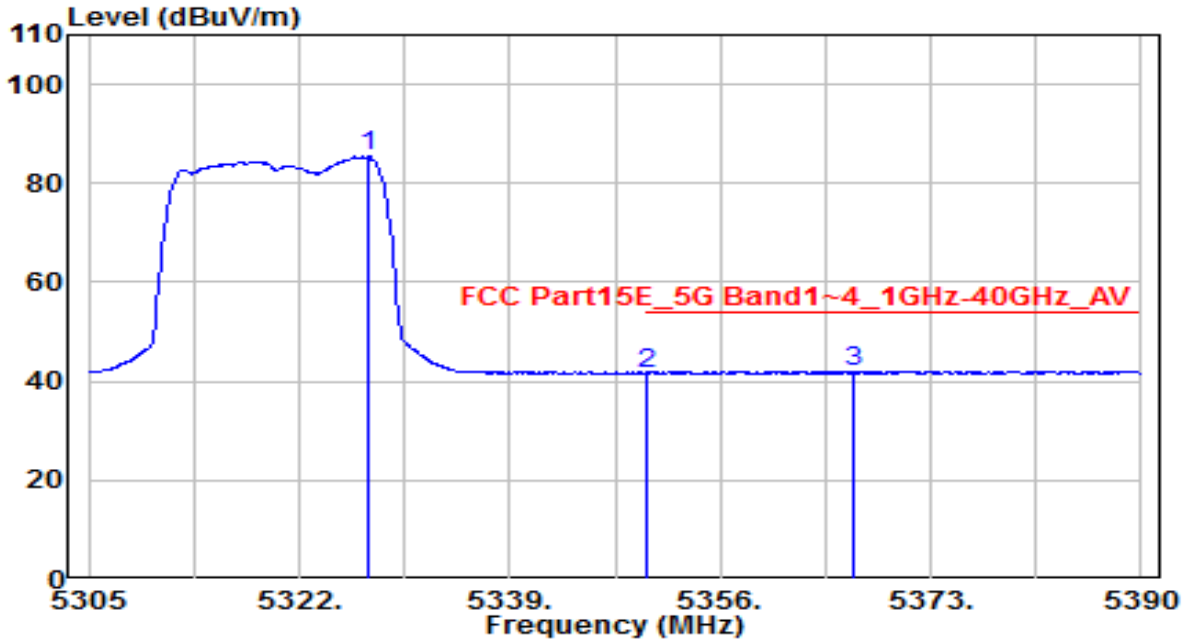


| No | | Frequency (MHz) | Reading (dBuV) | C.F (dB) | Measurement (dBuV/m) | Margin (dB) | Limit (dBuV/m) | Height (cm) | Angle (deg) | Remark (QP/PK/AV) |
|---|---|---|---|---|---|---|---|---|---|---|
| 1 | | 5327.610 | 81.60 | 3.76 | 85.36 | N/A | N/A | 220 | 305 | Average |
| 2 | | 5350.000 | 37.82 | 3.77 | 41.59 | -12.41 | 54.00 | 220 | 305 | Average |
| 3 | * | 5366.710 | 38.17 | 3.78 | 41.95 | -12.05 | 54.00 | 220 | 305 | Average |

Note:

1. " *", means this data is the worst emission level.
2. C.F (Correction Factor) = Antenna Factor (dB)+ Cable Loss (dB) – Preamplifier(dB).
3. Measurement (dBuV/m) = Reading(dBuV) + C.F (Correction Factor).
4. The emission levels of other frequencies are very lower than the limit and not show in test report.

| EUT | OHMNI TELEPRESENCE ROBOTS | Date of Test | 2020-05-13 |
|---|---|---|---|
| Factor | BBHA 9120D | Temp. / Humidity | 25°C /65% |
| Polarity | Horizontal | Site / Test Engineer | AC1 / Kaunaz |
| Test Mode | 802.11a_TX_Band3_CH 100_ANT 0+1 | Test Voltage | AC 120V/60Hz |

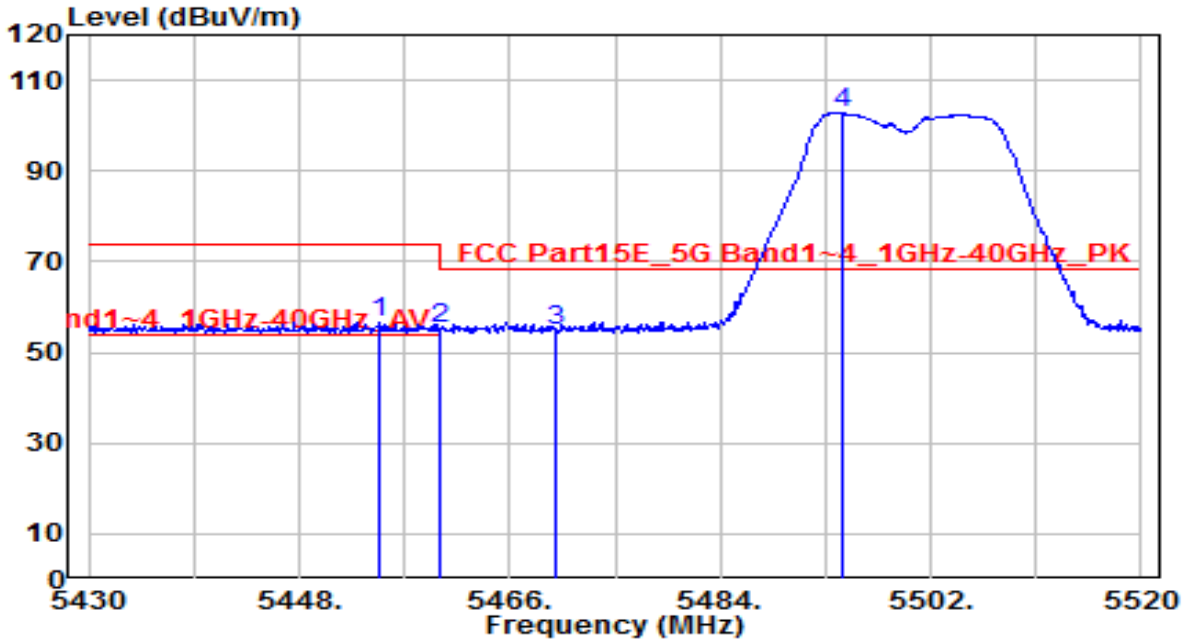


| No | | Frequency (MHz) | Reading (dBuV) | C.F (dB) | Measurement (dBuV/m) | Margin (dB) | Limit (dBuV/m) | Height (cm) | Angle (deg) | Remark (QP/PK/AV) |
|---|---|---|---|---|---|---|---|---|---|---|
| 1 | | 5454.930 | 52.94 | 3.84 | 56.78 | -17.22 | 74.00 | 215 | 195 | Peak |
| 2 | * | 5460.000 | 51.23 | 3.84 | 55.07 | -13.13 | 68.20 | 215 | 195 | Peak |
| 3 | | 5470.000 | 51.11 | 3.85 | 54.96 | -13.24 | 68.20 | 215 | 195 | Peak |
| 4 | | 5494.350 | 98.92 | 3.87 | 102.79 | N/A | N/A | 215 | 195 | Peak |

Note:

1. " *", means this data is the worst emission level.
2. C.F (Correction Factor) = Antenna Factor (dB)+ Cable Loss (dB) – Preamplifier(dB).
3. Measurement (dBuV/m) = Reading(dBuV) + C.F (Correction Factor).
4. The emission levels of other frequencies are very lower than the limit and not show in test report.

| EUT | OHMNI TELEPRESENCE ROBOTS | Date of Test | 2020-05-13 |
|---|---|---|---|
| Factor | BBHA 9120D | Temp. / Humidity | 25°C /65% |
| Polarity | Horizontal | Site / Test Engineer | AC1 / Kaunaz |
| Test Mode | 802.11a_TX_Band3_CH 100_ANT 0+1 | Test Voltage | AC 120V/60Hz |

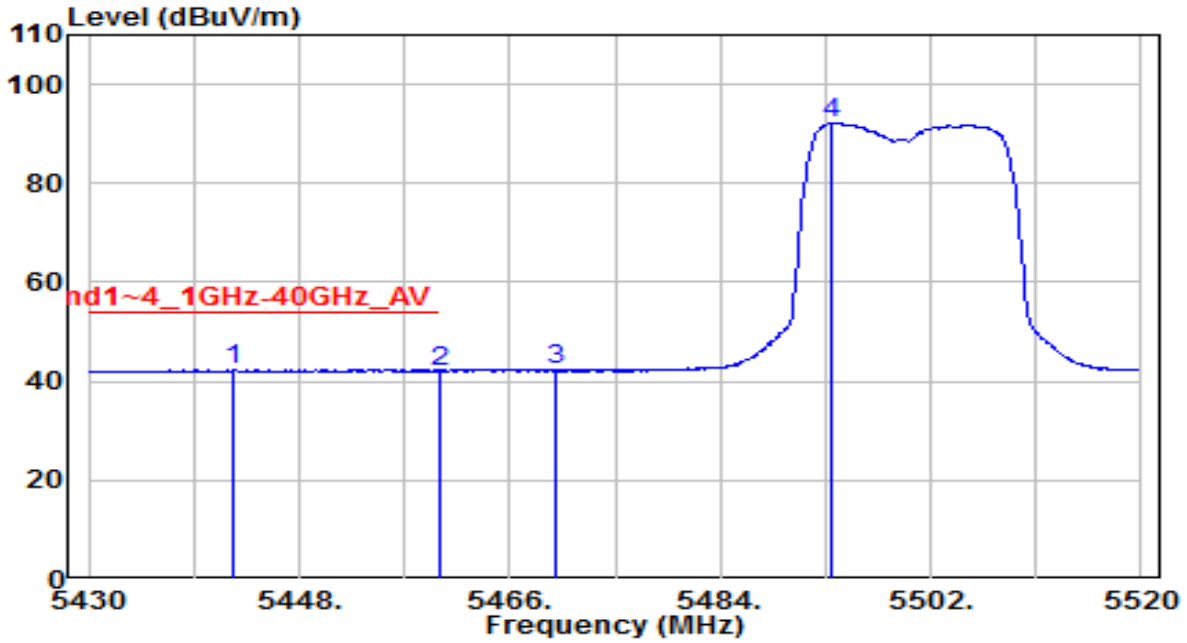


| No | | Frequency (MHz) | Reading (dBuV) | C.F (dB) | Measurement (dBuV/m) | Margin (dB) | Limit (dBuV/m) | Height (cm) | Angle (deg) | Remark (QP/PK/AV) |
|---|---|---|---|---|---|---|---|---|---|---|
| 1 | * | 5442.420 | 38.50 | 3.83 | 42.33 | -11.67 | 54.00 | 215 | 195 | Average |
| 2 | | 5460.000 | 38.23 | 3.84 | 42.08 | -11.92 | 54.00 | 215 | 195 | Average |
| 3 | | 5470.000 | 38.36 | 3.85 | 42.21 | -457.79 | 500.00 | 215 | 195 | Average |
| 4 | | 5493.450 | 88.44 | 3.87 | 92.30 | N/A | N/A | 215 | 195 | Average |

Note:

1. " *", means this data is the worst emission level.
2. C.F (Correction Factor) = Antenna Factor (dB)+ Cable Loss (dB) – Preamplifier(dB).
3. Measurement (dBuV/m) = Reading(dBuV) + C.F (Correction Factor).
4. The emission levels of other frequencies are very lower than the limit and not show in test report.

| EUT | OHMNI TELEPRESENCE ROBOTS | Date of Test | 2020-05-13 |
|---|---|---|---|
| Factor | BBHA 9120D | Temp. / Humidity | 25°C /65% |
| Polarity | Vertical | Site / Test Engineer | AC1 / Kaunaz |
| Test Mode | 802.11a_TX_Band3_CH 100_ANT 0+1 | Test Voltage | AC 120V/60Hz |

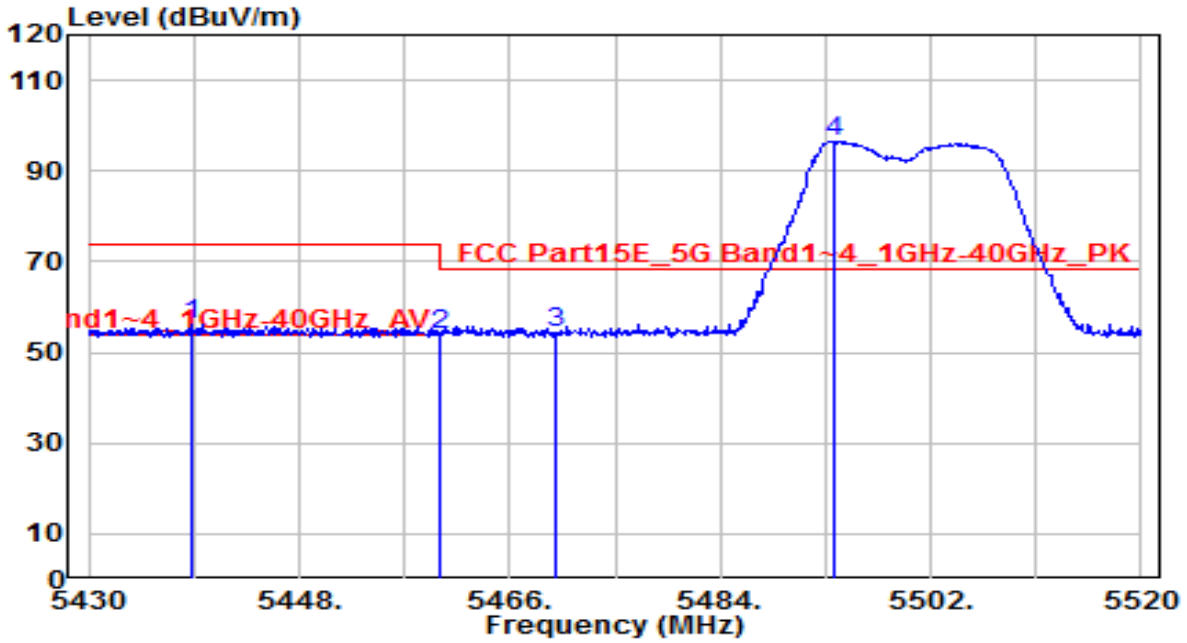


| No | | Frequency (MHz) | Reading (dBuV) | C.F (dB) | Measurement (dBuV/m) | Margin (dB) | Limit (dBuV/m) | Height (cm) | Angle (deg) | Remark (QP/PK/AV) |
|---|---|---|---|---|---|---|---|---|---|---|
| 1 | | 5438.730 | 52.38 | 3.83 | 56.21 | -17.79 | 74.00 | 175 | 275 | Peak |
| 2 | | 5460.000 | 50.22 | 3.84 | 54.07 | -14.13 | 68.20 | 175 | 275 | Peak |
| 3 | * | 5470.000 | 50.32 | 3.85 | 54.17 | -14.03 | 68.20 | 175 | 275 | Peak |
| 4 | | 5493.720 | 92.64 | 3.87 | 96.51 | N/A | N/A | 175 | 275 | Peak |

Note:

1. " *", means this data is the worst emission level.
2. C.F (Correction Factor) = Antenna Factor (dB)+ Cable Loss (dB) – Preamplifier(dB).
3. Measurement (dBuV/m) = Reading(dBuV) + C.F (Correction Factor).
4. The emission levels of other frequencies are very lower than the limit and not show in test report.

| EUT | OHMNI TELEPRESENCE ROBOTS | Date of Test | 2020-05-13 |
|---|---|---|---|
| Factor | BBHA 9120D | Temp. / Humidity | 25°C /65% |
| Polarity | Vertical | Site / Test Engineer | AC1 / Kaunaz |
| Test Mode | 802.11a_TX_Band3_CH 100_ANT 0+1 | Test Voltage | AC 120V/60Hz |

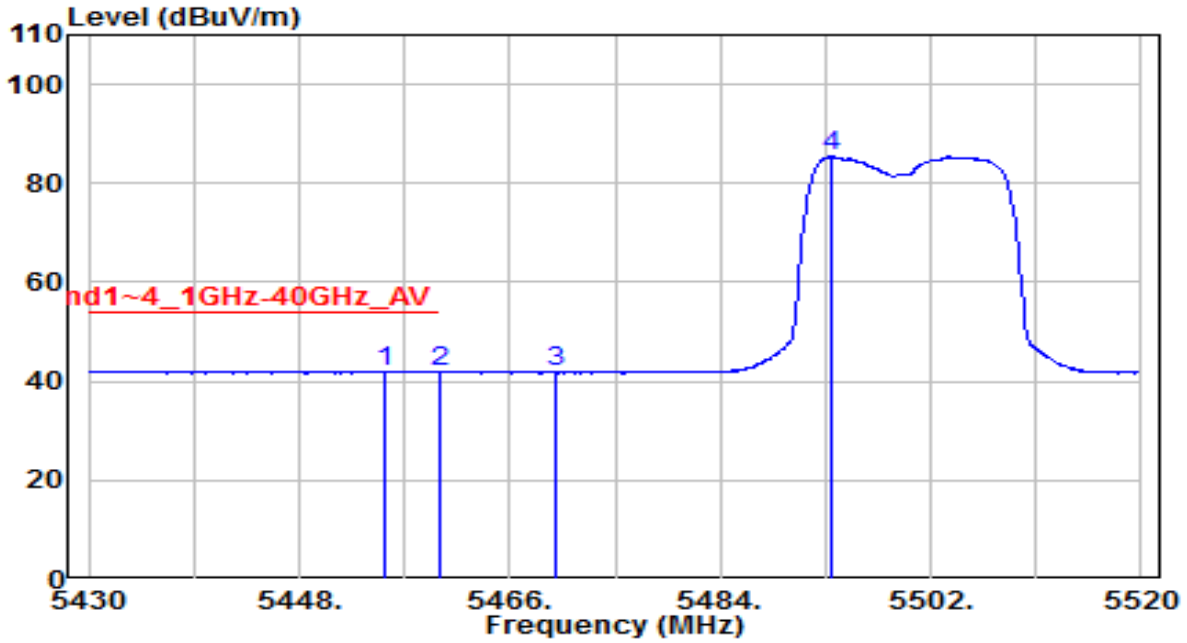


| No | | Frequency (MHz) | Reading (dBuV) | C.F (dB) | Measurement (dBuV/m) | Margin (dB) | Limit (dBuV/m) | Height (cm) | Angle (deg) | Remark (QP/PK/AV) |
|---|---|---|---|---|---|---|---|---|---|---|
| 1 | * | 5455.380 | 38.25 | 3.84 | 42.09 | -11.91 | 54.00 | 175 | 275 | Average |
| 2 | | 5460.000 | 37.90 | 3.84 | 41.74 | -12.26 | 54.00 | 175 | 275 | Average |
| 3 | | 5470.000 | 37.88 | 3.85 | 41.73 | N/A | N/A | 175 | 275 | Average |
| 4 | | 5493.450 | 81.58 | 3.87 | 85.44 | N/A | N/A | 175 | 275 | Average |

Note:

1. " *", means this data is the worst emission level.
2. C.F (Correction Factor) = Antenna Factor (dB)+ Cable Loss (dB) – Preamplifier(dB).
3. Measurement (dBuV/m) = Reading(dBuV) + C.F (Correction Factor).
4. The emission levels of other frequencies are very lower than the limit and not show in test report.

| EUT | OHMNI TELEPRESENCE ROBOTS | Date of Test | 2020-05-13 |
|---|---|---|---|
| Factor | BBHA 9120D | Temp. / Humidity | 25°C /65% |
| Polarity | Horizontal | Site / Test Engineer | AC1 / Kaunaz |
| Test Mode | 802.11a_TX_Band3_CH 140_ANT 0+1 | Test Voltage | AC 120V/60Hz |

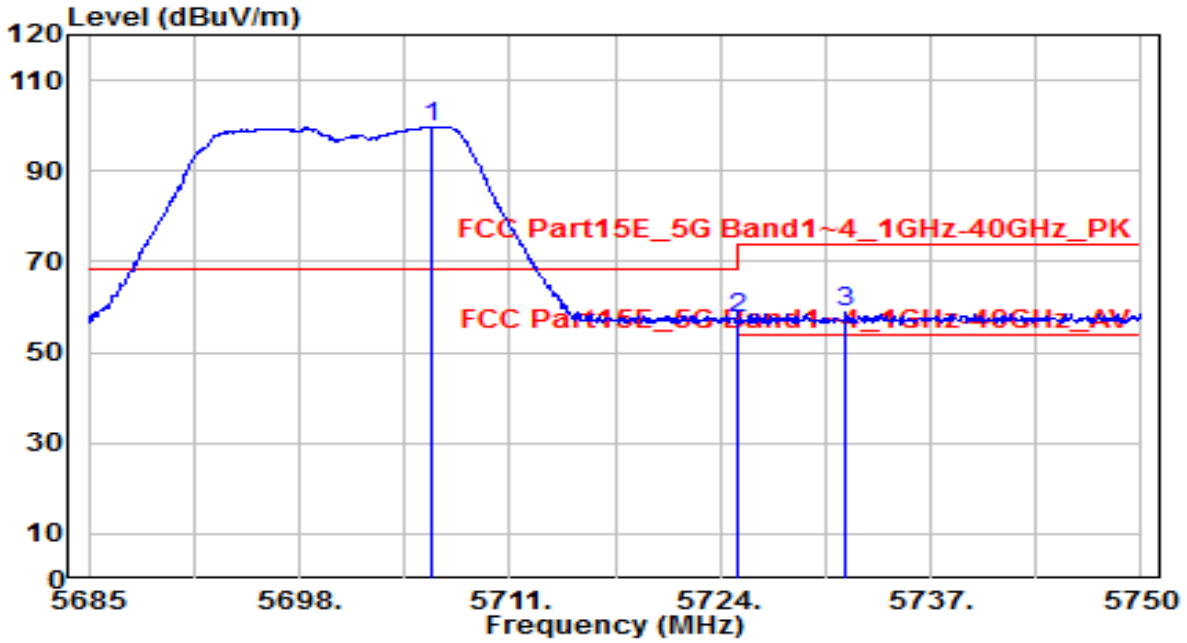


| No | | Frequency (MHz) | Reading (dBuV) | C.F (dB) | Measurement (dBuV/m) | Margin (dB) | Limit (dBuV/m) | Height (cm) | Angle (deg) | Remark (QP/PK/AV) |
|---|---|---|---|---|---|---|---|---|---|---|
| 1 | | 5706.255 | 95.04 | 4.66 | 99.70 | N/A | N/A | 210 | 260 | Peak |
| 2 | * | 5725.000 | 52.62 | 4.73 | 57.36 | -10.84 | 68.20 | 210 | 260 | Peak |
| 3 | | 5731.735 | 54.06 | 4.76 | 58.82 | -15.18 | 74.00 | 210 | 260 | Peak |

Note:

1. " *", means this data is the worst emission level.
2. C.F (Correction Factor) = Antenna Factor (dB)+ Cable Loss (dB) – Preamplifier(dB).
3. Measurement (dBuV/m) = Reading(dBuV) + C.F (Correction Factor).
4. The emission levels of other frequencies are very lower than the limit and not show in test report.

| EUT | OHMNI TELEPRESENCE ROBOTS | Date of Test | 2020-05-13 |
|---|---|---|---|
| Factor | BBHA 9120D | Temp. / Humidity | 25°C /65% |
| Polarity | Horizontal | Site / Test Engineer | AC1 / Kaunaz |
| Test Mode | 802.11a_TX_Band3_CH 140_ANT 0+1 | Test Voltage | AC 120V/60Hz |

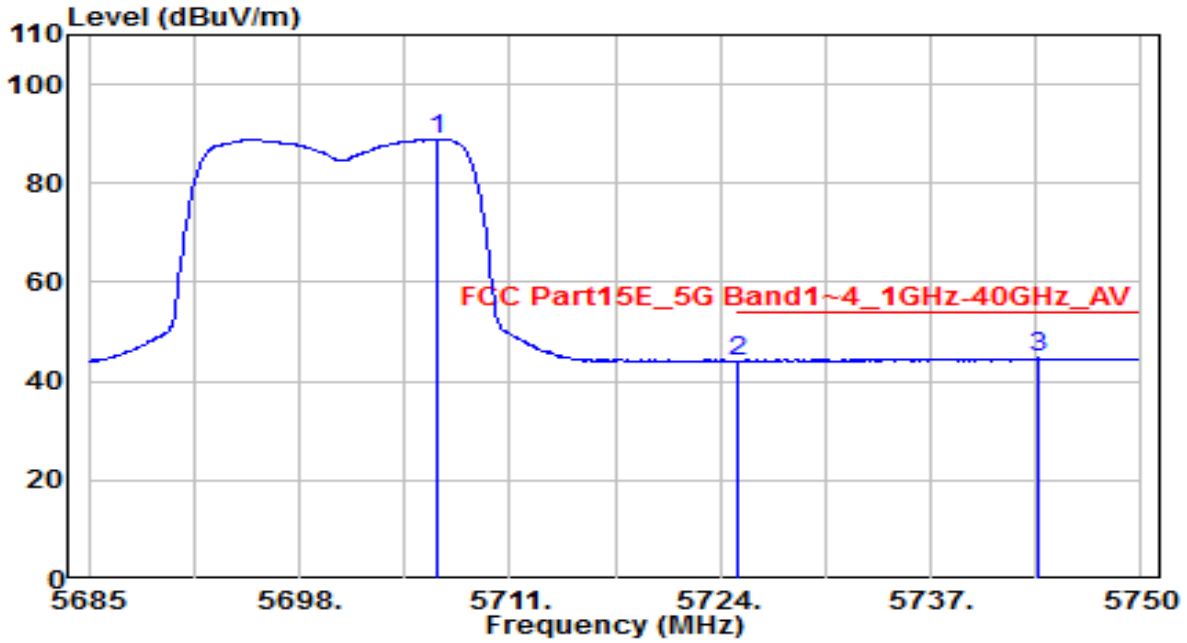


| No | | Frequency (MHz) | Reading (dBuV) | C.F (dB) | Measurement (dBuV/m) | Margin (dB) | Limit (dBuV/m) | Height (cm) | Angle (deg) | Remark (QP/PK/AV) |
|---|---|---|---|---|---|---|---|---|---|---|
| 1 | | 5706.450 | 84.33 | 4.66 | 89.00 | N/A | N/A | 210 | 260 | Average |
| 2 | | 5725.000 | 39.47 | 4.73 | 44.21 | -9.79 | 54.00 | 210 | 260 | Average |
| 3 | * | 5743.695 | 39.84 | 4.81 | 44.64 | -9.36 | 54.00 | 210 | 260 | Average |

Note:

1. " *", means this data is the worst emission level.
2. C.F (Correction Factor) = Antenna Factor (dB)+ Cable Loss (dB) – Preamplifier(dB).
3. Measurement (dBuV/m) = Reading(dBuV) + C.F (Correction Factor).
4. The emission levels of other frequencies are very lower than the limit and not show in test report.

| EUT | OHMNI TELEPRESENCE ROBOTS | Date of Test | 2020-05-13 |
|---|---|---|---|
| Factor | BBHA 9120D | Temp. / Humidity | 25°C /65% |
| Polarity | Vertical | Site / Test Engineer | AC1 / Kaunaz |
| Test Mode | 802.11a_TX_Band3_CH 140_ANT 0+1 | Test Voltage | AC 120V/60Hz |

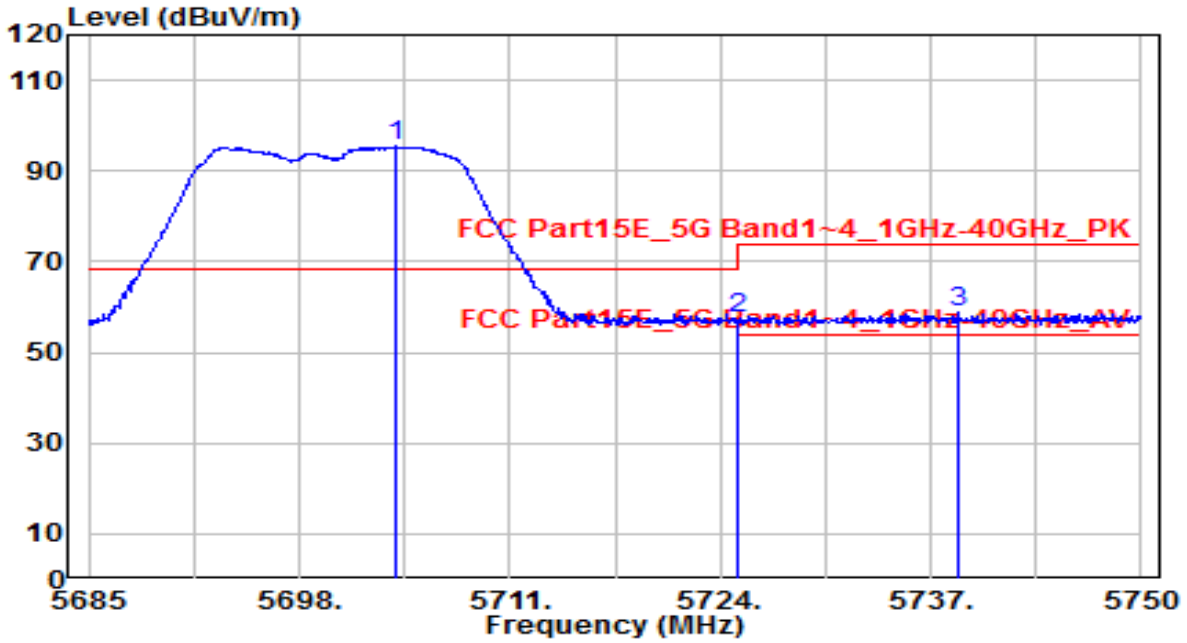


| No | | Frequency (MHz) | Reading (dBuV) | C.F (dB) | Measurement (dBuV/m) | Margin (dB) | Limit (dBuV/m) | Height (cm) | Angle (deg) | Remark (QP/PK/AV) |
|---|---|---|---|---|---|---|---|---|---|---|
| 1 | | 5703.915 | 90.71 | 4.65 | 95.37 | N/A | N/A | 195 | 215 | Peak |
| 2 | * | 5725.000 | 52.96 | 4.73 | 57.70 | -10.50 | 68.20 | 195 | 215 | Peak |
| 3 | | 5738.755 | 53.90 | 4.79 | 58.69 | -15.31 | 74.00 | 195 | 215 | Peak |

Note:

1. " *", means this data is the worst emission level.
2. C.F (Correction Factor) = Antenna Factor (dB)+ Cable Loss (dB) – Preamplifier(dB).
3. Measurement (dBuV/m) = Reading(dBuV) + C.F (Correction Factor).
4. The emission levels of other frequencies are very lower than the limit and not show in test report.

| EUT | OHMNI TELEPRESENCE ROBOTS | Date of Test | 2020-05-13 |
|---|---|---|---|
| Factor | BBHA 9120D | Temp. / Humidity | 25°C /65% |
| Polarity | Vertical | Site / Test Engineer | AC1 / Kaunaz |
| Test Mode | 802.11a_TX_Band3_CH 140_ANT 0+1 | Test Voltage | AC 120V/60Hz |

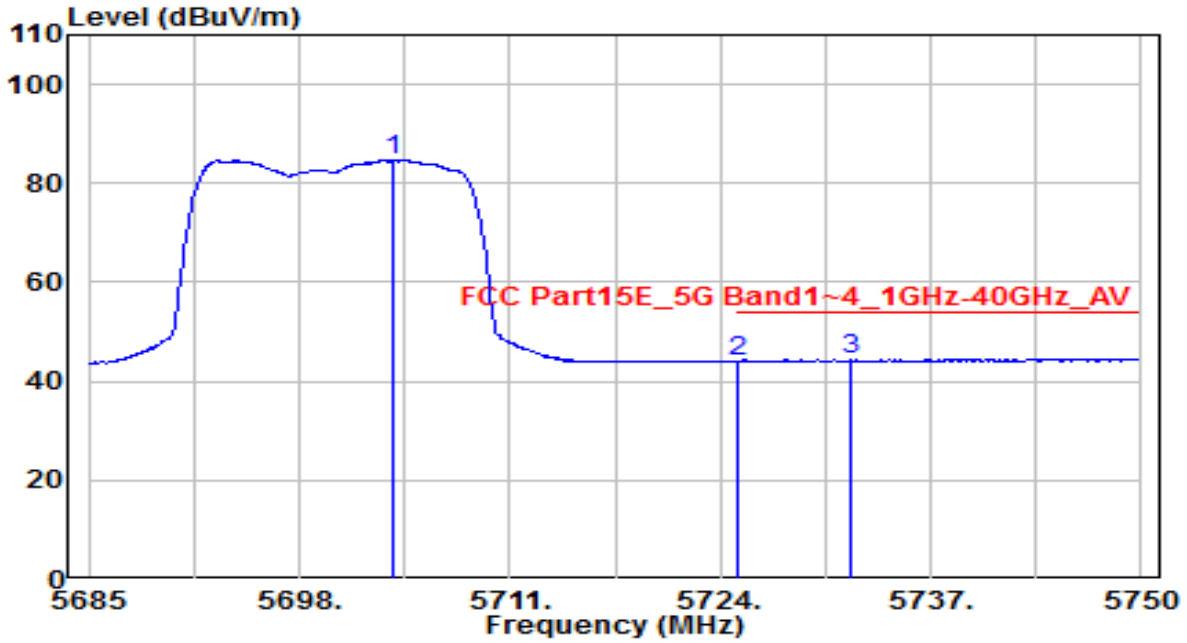


| No | | Frequency (MHz) | Reading (dBuV) | C.F (dB) | Measurement (dBuV/m) | Margin (dB) | Limit (dBuV/m) | Height (cm) | Angle (deg) | Remark (QP/PK/AV) |
|---|---|---|---|---|---|---|---|---|---|---|
| 1 | | 5703.785 | 79.95 | 4.65 | 84.60 | N/A | N/A | 195 | 215 | Average |
| 2 | | 5725.000 | 39.38 | 4.73 | 44.11 | -9.89 | 54.00 | 195 | 215 | Average |
| 3 | * | 5732.125 | 39.70 | 4.76 | 44.46 | -9.54 | 54.00 | 195 | 215 | Average |

Note:

1. " *", means this data is the worst emission level.
2. C.F (Correction Factor) = Antenna Factor (dB)+ Cable Loss (dB) – Preamplifier(dB).
3. Measurement (dBuV/m) = Reading(dBuV) + C.F (Correction Factor).
4. The emission levels of other frequencies are very lower than the limit and not show in test report.

| EUT | OHMNI TELEPRESENCE ROBOTS | Date of Test | 2020-05-13 |
|---|---|---|---|
| Factor | BBHA 9120D | Temp. / Humidity | 25°C /65% |
| Polarity | Horizontal | Site / Test Engineer | AC1 / Kaunaz |
| Test Mode | 802.11a_TX_Band4_CH 140_ANT 0+1 | Test Voltage | AC 120V/60Hz |

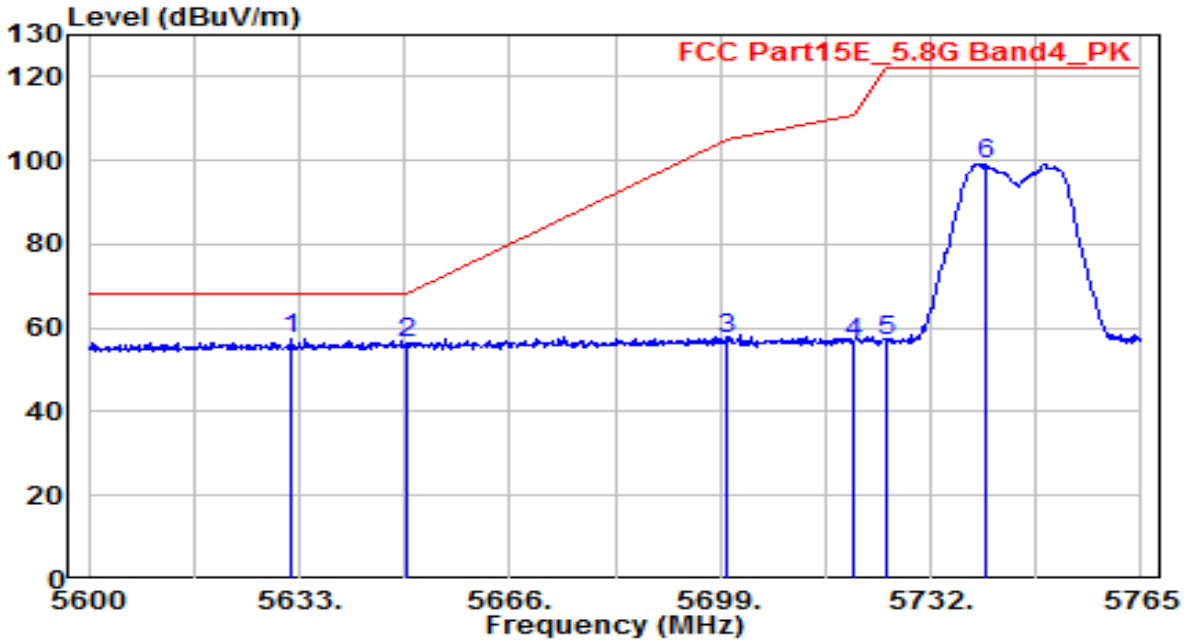


| No | | Frequency (MHz) | Reading (dBuV) | C.F (dB) | Measurement (dBuV/m) | Margin (dB) | Limit (dBuV/m) | Height (cm) | Angle (deg) | Remark (QP/PK/AV) |
|---|---|---|---|---|---|---|---|---|---|---|
| 1 | * | 5631.515 | 52.90 | 4.38 | 57.27 | -10.93 | 68.20 | 205 | 220 | Peak |
| 2 | | 5650.000 | 51.90 | 4.45 | 56.34 | -11.86 | 68.20 | 205 | 220 | Peak |
| 3 | | 5700.000 | 52.61 | 4.64 | 57.25 | -47.95 | 105.20 | 205 | 220 | Peak |
| 4 | | 5720.000 | 51.72 | 4.71 | 56.43 | -54.37 | 110.80 | 205 | 220 | Peak |
| 5 | | 5725.000 | 52.04 | 4.73 | 56.77 | -65.43 | 122.20 | 205 | 220 | Peak |
| 6 | | 5740.580 | 94.54 | 4.79 | 99.33 | -22.87 | 122.20 | 205 | 220 | Peak |

Note:

1. " *", means this data is the worst emission level.
2. C.F (Correction Factor) = Antenna Factor (dB)+ Cable Loss (dB) – Preamplifier(dB).
3. Measurement (dBuV/m) = Reading(dBuV) + C.F (Correction Factor).
4. The emission levels of other frequencies are very lower than the limit and not show in test report.

| EUT | OHMNI TELEPRESENCE ROBOTS | Date of Test | 2020-05-13 |
|---|---|---|---|
| Factor | BBHA 9120D | Temp. / Humidity | 25°C /65% |
| Polarity | Vertical | Site / Test Engineer | AC1 / Kaunaz |
| Test Mode | 802.11a_TX_Band4_CH 140_ANT 0+1 | Test Voltage | AC 120V/60Hz |

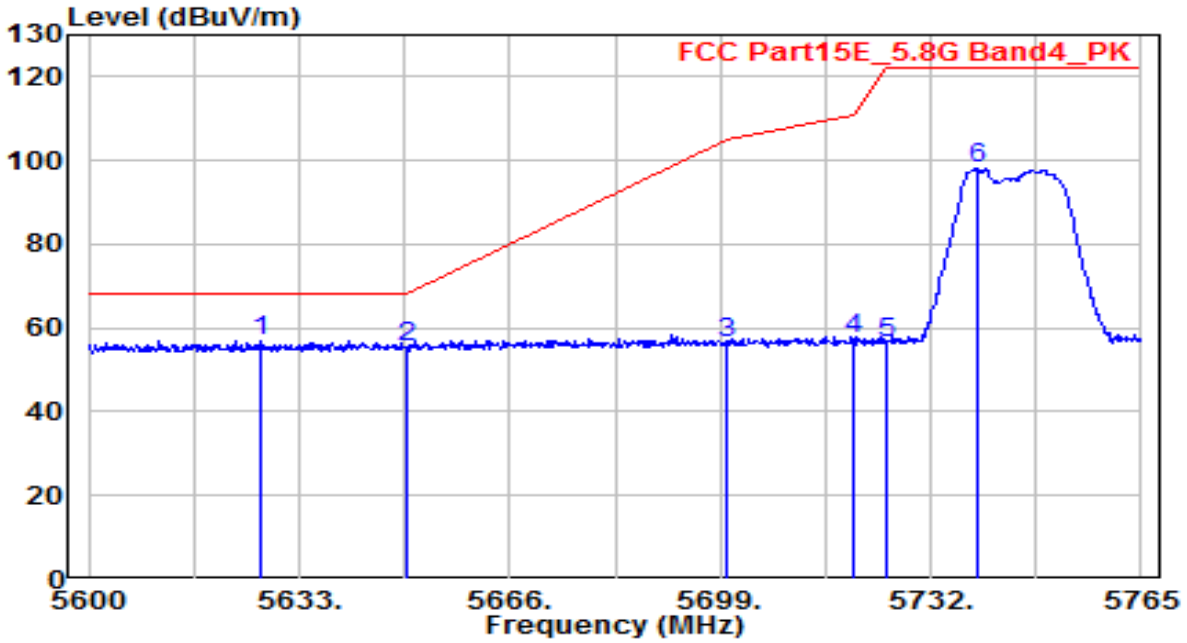


| No | | Frequency (MHz) | Reading (dBuV) | C.F (dB) | Measurement (dBuV/m) | Margin (dB) | Limit (dBuV/m) | Height (cm) | Angle (deg) | Remark (QP/PK/AV) |
|---|---|---|---|---|---|---|---|---|---|---|
| 1 | * | 5626.895 | 52.66 | 4.36 | 57.02 | -11.18 | 68.20 | 195 | 210 | Peak |
| 2 | | 5650.000 | 51.03 | 4.45 | 55.47 | -12.73 | 68.20 | 195 | 210 | Peak |
| 3 | | 5700.000 | 51.94 | 4.64 | 56.58 | -48.62 | 105.20 | 195 | 210 | Peak |
| 4 | | 5720.000 | 52.55 | 4.71 | 57.26 | -53.54 | 110.80 | 195 | 210 | Peak |
| 5 | | 5725.000 | 51.84 | 4.73 | 56.58 | -65.62 | 122.20 | 195 | 210 | Peak |
| 6 | | 5739.260 | 93.40 | 4.79 | 98.19 | -24.01 | 122.20 | 195 | 210 | Peak |

Note:

1. " *", means this data is the worst emission level.
2. C.F (Correction Factor) = Antenna Factor (dB)+ Cable Loss (dB) – Preamplifier(dB).
3. Measurement (dBuV/m) = Reading(dBuV) + C.F (Correction Factor).
4. The emission levels of other frequencies are very lower than the limit and not show in test report.

| EUT | OHMNI TELEPRESENCE ROBOTS | Date of Test | 2020-05-13 |
|---|---|---|---|
| Factor | BBHA 9120D | Temp. / Humidity | 25°C /65% |
| Polarity | Horizontal | Site / Test Engineer | AC1 / Kaunaz |
| Test Mode | 802.11a_TX_Band4_CH 165_ANT 0+1 | Test Voltage | AC 120V/60Hz |

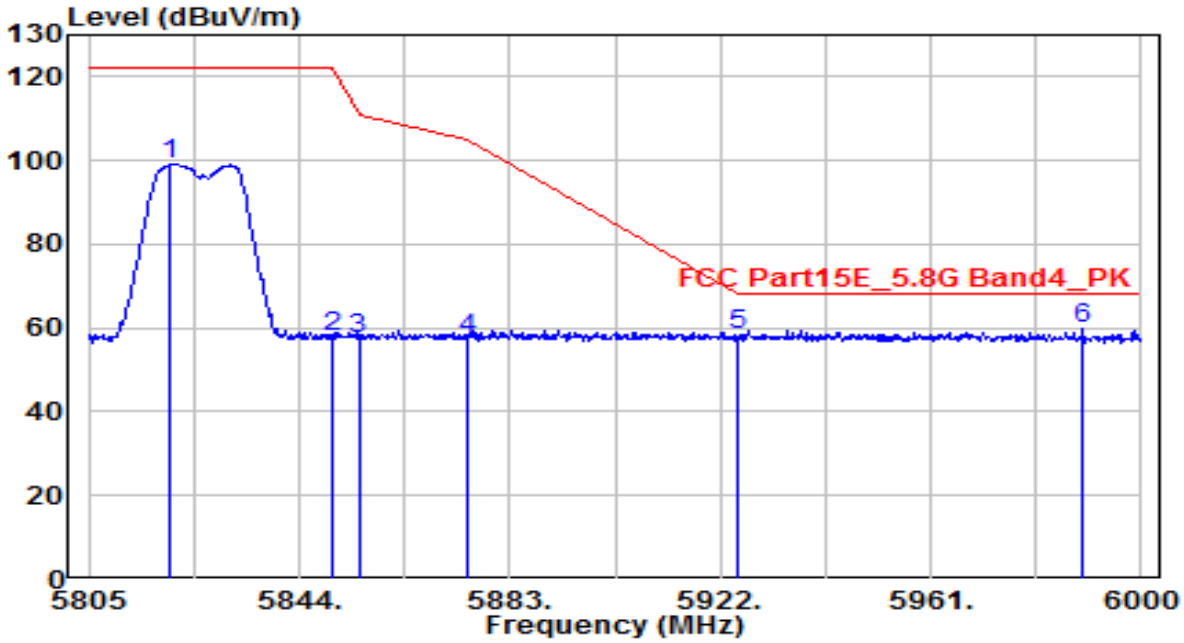


| No | | Frequency (MHz) | Reading (dBuV) | C.F (dB) | Measurement (dBuV/m) | Margin (dB) | Limit (dBuV/m) | Height (cm) | Angle (deg) | Remark (QP/PK/AV) |
|---|---|---|---|---|---|---|---|---|---|---|
| 1 | | 5820.210 | 94.13 | 5.10 | 99.23 | -22.97 | 122.20 | 175 | 220 | Peak |
| 2 | | 5850.000 | 52.83 | 5.21 | 58.05 | -64.15 | 122.20 | 175 | 220 | Peak |
| 3 | | 5855.000 | 52.34 | 5.23 | 57.57 | -53.23 | 110.80 | 175 | 220 | Peak |
| 4 | | 5875.000 | 52.26 | 5.31 | 57.57 | -47.63 | 105.20 | 175 | 220 | Peak |
| 5 | | 5925.000 | 52.66 | 5.50 | 58.16 | -10.04 | 68.20 | 175 | 220 | Peak |
| 6 | * | 5989.275 | 54.15 | 5.75 | 59.89 | -8.31 | 68.20 | 175 | 220 | Peak |

Note:

1. " *", means this data is the worst emission level.
2. C.F (Correction Factor) = Antenna Factor (dB)+ Cable Loss (dB) – Preamplifier(dB).
3. Measurement (dBuV/m) = Reading(dBuV) + C.F (Correction Factor).
4. The emission levels of other frequencies are very lower than the limit and not show in test report.

| EUT | OHMNI TELEPRESENCE ROBOTS | Date of Test | 2020-05-13 |
|---|---|---|---|
| Factor | BBHA 9120D | Temp. / Humidity | 25°C /65% |
| Polarity | Vertical | Site / Test Engineer | AC1 / Kaunaz |
| Test Mode | 802.11a_TX_Band4_CH 165_ANT 0+1 | Test Voltage | AC 120V/60Hz |

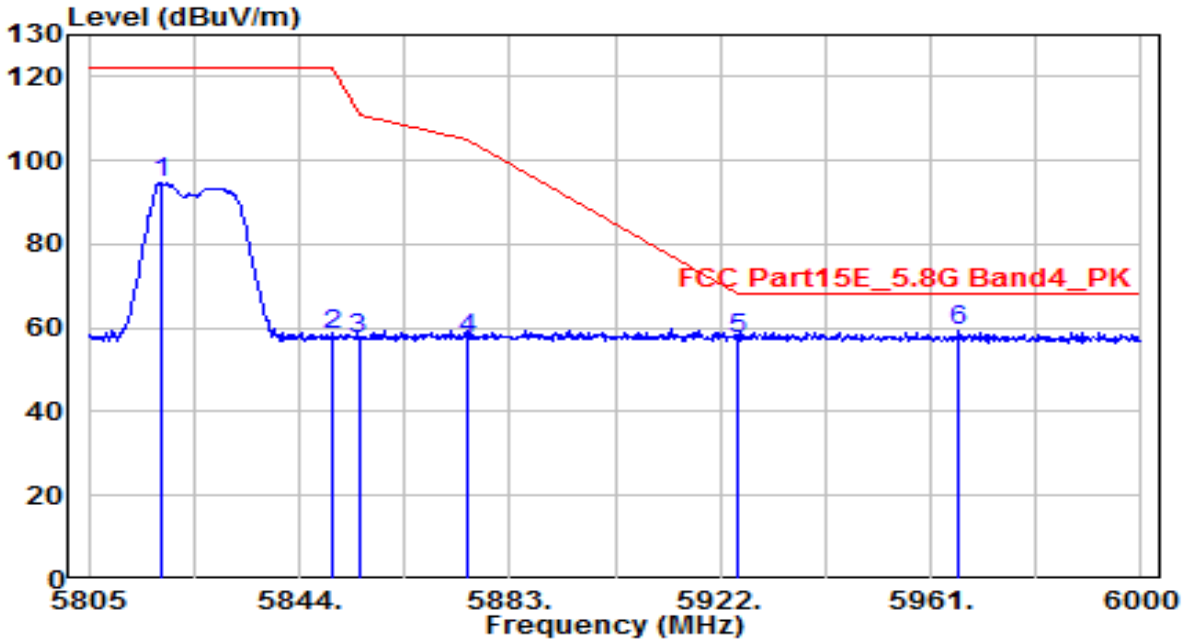


| No | | Frequency (MHz) | Reading (dBuV) | C.F (dB) | Measurement (dBuV/m) | Margin (dB) | Limit (dBuV/m) | Height (cm) | Angle (deg) | Remark (QP/PK/AV) |
|---|---|---|---|---|---|---|---|---|---|---|
| 1 | | 5818.260 | 89.51 | 5.09 | 94.60 | -27.60 | 122.20 | 195 | 195 | Peak |
| 2 | | 5850.000 | 52.94 | 5.21 | 58.16 | -64.04 | 122.20 | 195 | 195 | Peak |
| 3 | | 5855.000 | 52.21 | 5.23 | 57.44 | -53.36 | 110.80 | 195 | 195 | Peak |
| 4 | | 5875.000 | 52.05 | 5.31 | 57.36 | -47.84 | 105.20 | 195 | 195 | Peak |
| 5 | | 5925.000 | 51.76 | 5.50 | 57.26 | -10.94 | 68.20 | 195 | 195 | Peak |
| 6 | * | 5966.265 | 53.64 | 5.66 | 59.31 | -8.89 | 68.20 | 195 | 195 | Peak |

Note:

1. " *", means this data is the worst emission level.
2. C.F (Correction Factor) = Antenna Factor (dB)+ Cable Loss (dB) – Preamplifier(dB).
3. Measurement (dBuV/m) = Reading(dBuV) + C.F (Correction Factor).
4. The emission levels of other frequencies are very lower than the limit and not show in test report.

| EUT | OHMNI TELEPRESENCE ROBOTS | Date of Test | 2020-05-13 |
|---|---|---|---|
| Factor | BBHA 9120D | Temp. / Humidity | 25°C /65% |
| Polarity | Horizontal | Site / Test Engineer | AC1 / Kaunaz |
| Test Mode | 802.11n-20_TX_Band1_CH 36_ANT 0+1 | Test Voltage | AC 120V/60Hz |

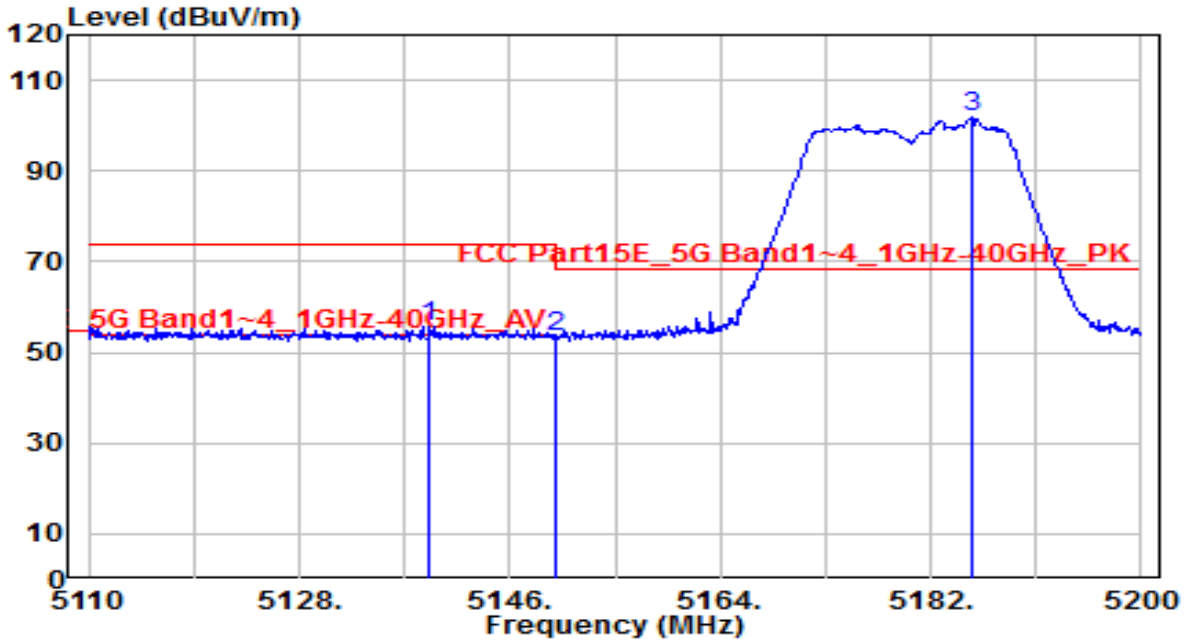


| No | | Frequency (MHz) | Reading (dBuV) | C.F (dB) | Measurement (dBuV/m) | Margin (dB) | Limit (dBuV/m) | Height (cm) | Angle (deg) | Remark (QP/PK/AV) |
|---|---|---|---|---|---|---|---|---|---|---|
| 1 | | 5139.070 | 52.19 | 3.64 | 55.83 | -18.17 | 74.00 | 190 | 260 | Peak |
| 2 | | 5150.000 | 49.87 | 3.65 | 53.52 | -14.68 | 68.20 | 190 | 260 | Peak |
| 3 | | 5185.600 | 98.04 | 3.67 | 101.71 | N/A | N/A | 190 | 260 | Peak |

Note:

1. " *", means this data is the worst emission level.
2. C.F (Correction Factor) = Antenna Factor (dB)+ Cable Loss (dB) – Preamplifier(dB).
3. Measurement (dBuV/m) = Reading(dBuV) + C.F (Correction Factor).
4. The emission levels of other frequencies are very lower than the limit and not show in test report.

| EUT | OHMNI TELEPRESENCE ROBOTS | Date of Test | 2020-05-13 |
|---|---|---|---|
| Factor | BBHA 9120D | Temp. / Humidity | 25°C /65% |
| Polarity | Horizontal | Site / Test Engineer | AC1 / Kaunaz |
| Test Mode | 802.11n-20_TX_Band1_CH 36_ANT 0+1 | Test Voltage | AC 120V/60Hz |

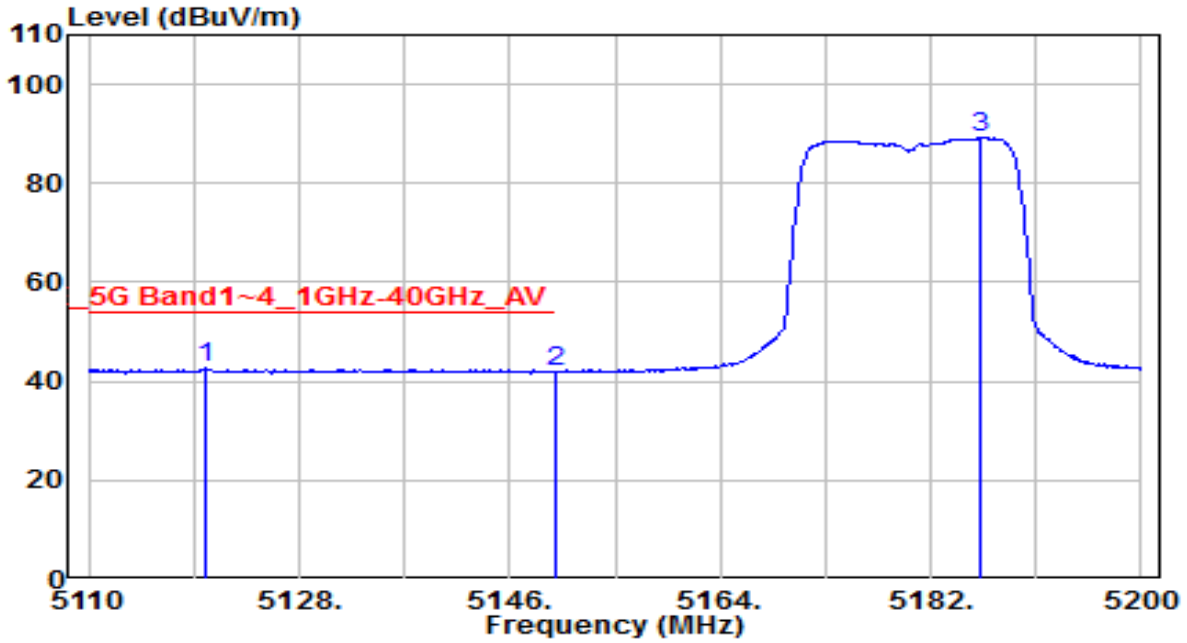


| No | | Frequency (MHz) | Reading (dBuV) | C.F (dB) | Measurement (dBuV/m) | Margin (dB) | Limit (dBuV/m) | Height (cm) | Angle (deg) | Remark (QP/PK/AV) |
|---|---|---|---|---|---|---|---|---|---|---|
| 1 | * | 5119.900 | 38.96 | 3.63 | 42.58 | -11.42 | 54.00 | 190 | 260 | Average |
| 2 | | 5150.000 | 38.08 | 3.65 | 41.72 | -12.28 | 54.00 | 190 | 260 | Average |
| 3 | | 5186.320 | 85.66 | 3.67 | 89.33 | N/A | N/A | 190 | 260 | Average |

Note:

1. " *", means this data is the worst emission level.
2. C.F (Correction Factor) = Antenna Factor (dB)+ Cable Loss (dB) – Preamplifier(dB).
3. Measurement (dBuV/m) = Reading(dBuV) + C.F (Correction Factor).
4. The emission levels of other frequencies are very lower than the limit and not show in test report.

| EUT | OHMNI TELEPRESENCE ROBOTS | Date of Test | 2020-05-13 |
|---|---|---|---|
| Factor | BBHA 9120D | Temp. / Humidity | 25°C /65% |
| Polarity | Vertical | Site / Test Engineer | AC1 / Kaunaz |
| Test Mode | 802.11n-20_TX_Band1_CH 36_ANT 0+1 | Test Voltage | AC 120V/60Hz |

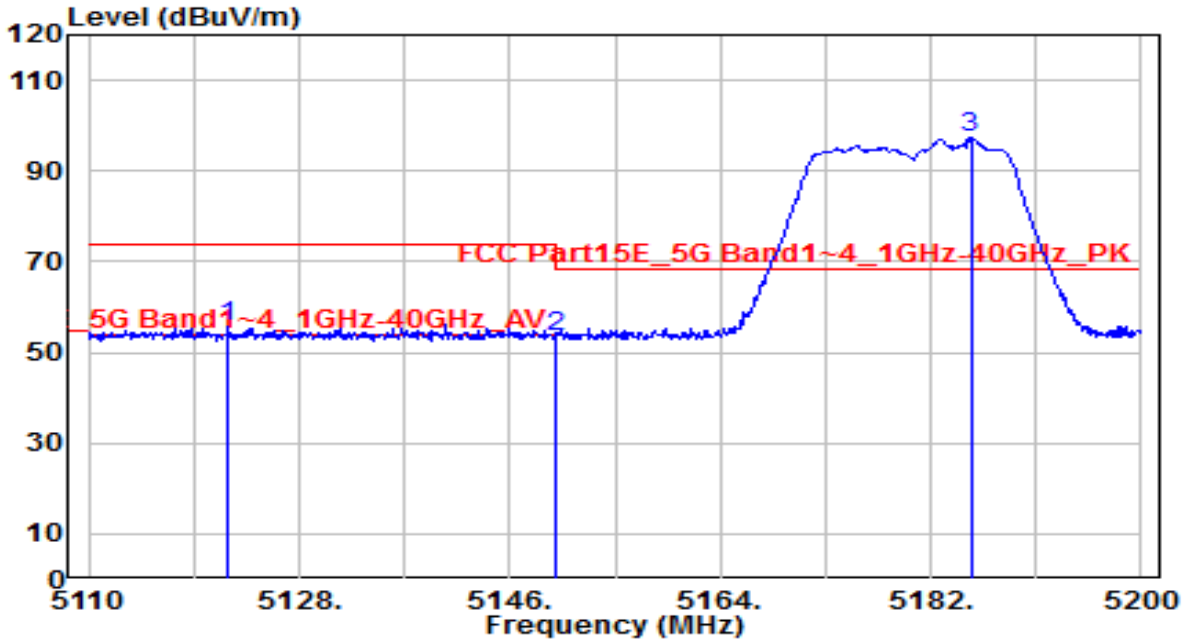


| No | | Frequency (MHz) | Reading (dBuV) | C.F (dB) | Measurement (dBuV/m) | Margin (dB) | Limit (dBuV/m) | Height (cm) | Angle (deg) | Remark (QP/PK/AV) |
|---|---|---|---|---|---|---|---|---|---|---|
| 1 | | 5121.970 | 52.18 | 3.63 | 55.81 | -18.19 | 74.00 | 150 | 305 | Peak |
| 2 | * | 5150.000 | 49.99 | 3.65 | 53.64 | -14.56 | 68.20 | 150 | 305 | Peak |
| 3 | | 5185.420 | 93.61 | 3.67 | 97.28 | N/A | N/A | 150 | 305 | Peak |

Note:

1. " *", means this data is the worst emission level.
2. C.F (Correction Factor) = Antenna Factor (dB)+ Cable Loss (dB) – Preamplifier(dB).
3. Measurement (dBuV/m) = Reading(dBuV) + C.F (Correction Factor).
4. The emission levels of other frequencies are very lower than the limit and not show in test report.

| EUT | OHMNI TELEPRESENCE ROBOTS | Date of Test | 2020-05-13 |
|---|---|---|---|
| Factor | BBHA 9120D | Temp. / Humidity | 25°C /65% |
| Polarity | Vertical | Site / Test Engineer | AC1 / Kaunaz |
| Test Mode | 802.11n-20_TX_Band1_CH 36_ANT 0+1 | Test Voltage | AC 120V/60Hz |

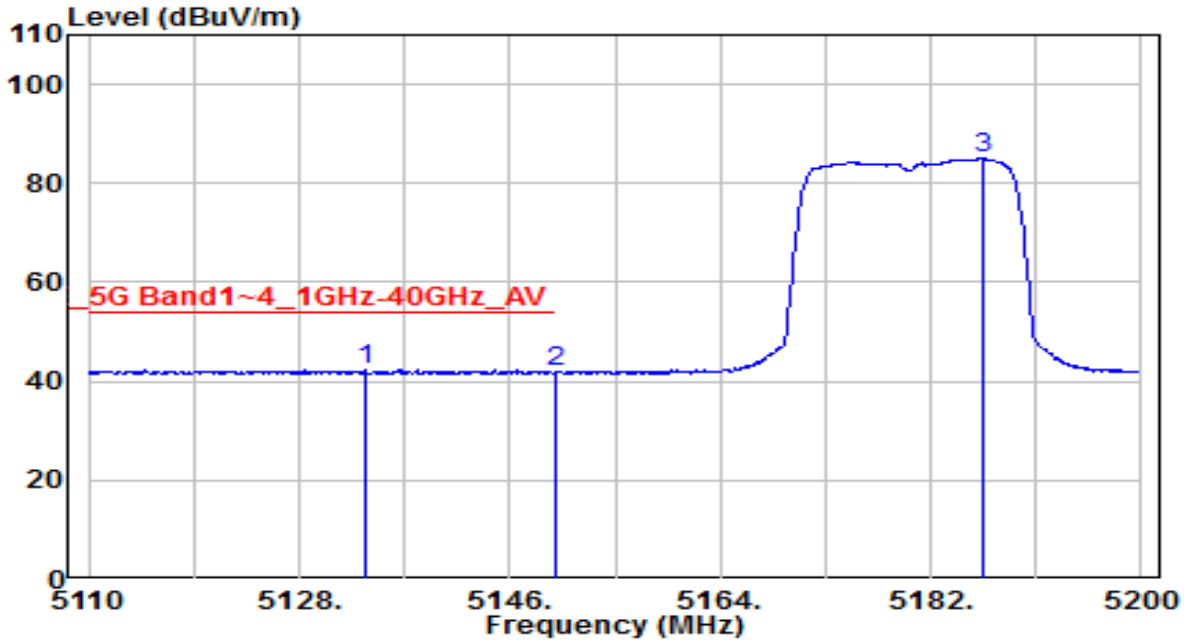


| No | | Frequency (MHz) | Reading (dBuV) | C.F (dB) | Measurement (dBuV/m) | Margin (dB) | Limit (dBuV/m) | Height (cm) | Angle (deg) | Remark (QP/PK/AV) |
|---|---|---|---|---|---|---|---|---|---|---|
| 1 | * | 5133.580 | 38.57 | 3.64 | 42.21 | -11.79 | 54.00 | 150 | 305 | Average |
| 2 | | 5150.000 | 38.10 | 3.65 | 41.74 | -12.26 | 54.00 | 150 | 305 | Average |
| 3 | | 5186.500 | 81.43 | 3.67 | 85.10 | N/A | N/A | 150 | 305 | Average |

Note:

1. " *", means this data is the worst emission level.
2. C.F (Correction Factor) = Antenna Factor (dB)+ Cable Loss (dB) – Preamplifier(dB).
3. Measurement (dBuV/m) = Reading(dBuV) + C.F (Correction Factor).
4. The emission levels of other frequencies are very lower than the limit and not show in test report.

| EUT | OHMNI TELEPRESENCE ROBOTS | Date of Test | 2020-05-13 |
|---|---|---|---|
| Factor | BBHA 9120D | Temp. / Humidity | 25°C /65% |
| Polarity | Horizontal | Site / Test Engineer | AC1 / Kaunaz |
| Test Mode | 802.11n-20_TX_Band2_CH 64_ANT 0+1 | Test Voltage | AC 120V/60Hz |

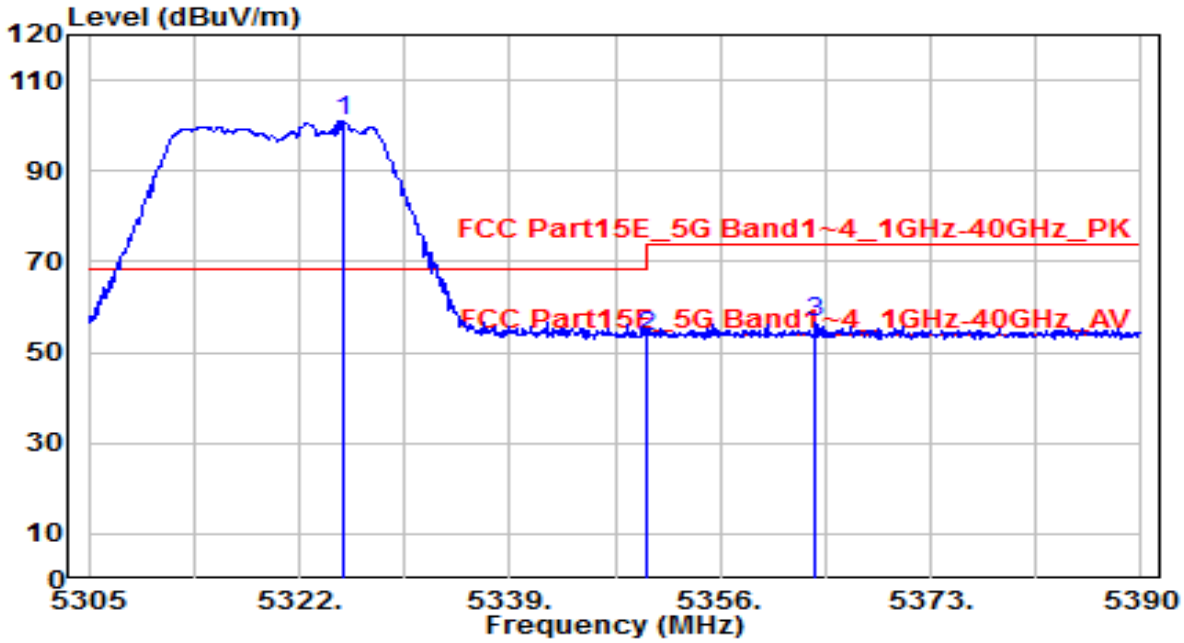


| No | | Frequency (MHz) | Reading (dBuV) | C.F (dB) | Measurement (dBuV/m) | Margin (dB) | Limit (dBuV/m) | Height (cm) | Angle (deg) | Remark (QP/PK/AV) |
|---|---|---|---|---|---|---|---|---|---|---|
| 1 | * | 5325.485 | 97.15 | 3.76 | 100.90 | N/A | N/A | 195 | 255 | Peak |
| 2 | | 5350.000 | 49.76 | 3.77 | 53.54 | -14.66 | 68.20 | 195 | 255 | Peak |
| 3 | | 5363.650 | 52.78 | 3.78 | 56.57 | -17.43 | 74.00 | 195 | 255 | Peak |

Note:

1. " *", means this data is the worst emission level.
2. C.F (Correction Factor) = Antenna Factor (dB)+ Cable Loss (dB) – Preamplifier(dB).
3. Measurement (dBuV/m) = Reading(dBuV) + C.F (Correction Factor).
4. The emission levels of other frequencies are very lower than the limit and not show in test report.

| EUT | OHMNI TELEPRESENCE ROBOTS | Date of Test | 2020-05-13 |
|---|---|---|---|
| Factor | BBHA 9120D | Temp. / Humidity | 25°C /65% |
| Polarity | Horizontal | Site / Test Engineer | AC1 / Kaunaz |
| Test Mode | 802.11n-20_TX_Band2_CH 64_ANT 0+1 | Test Voltage | AC 120V/60Hz |

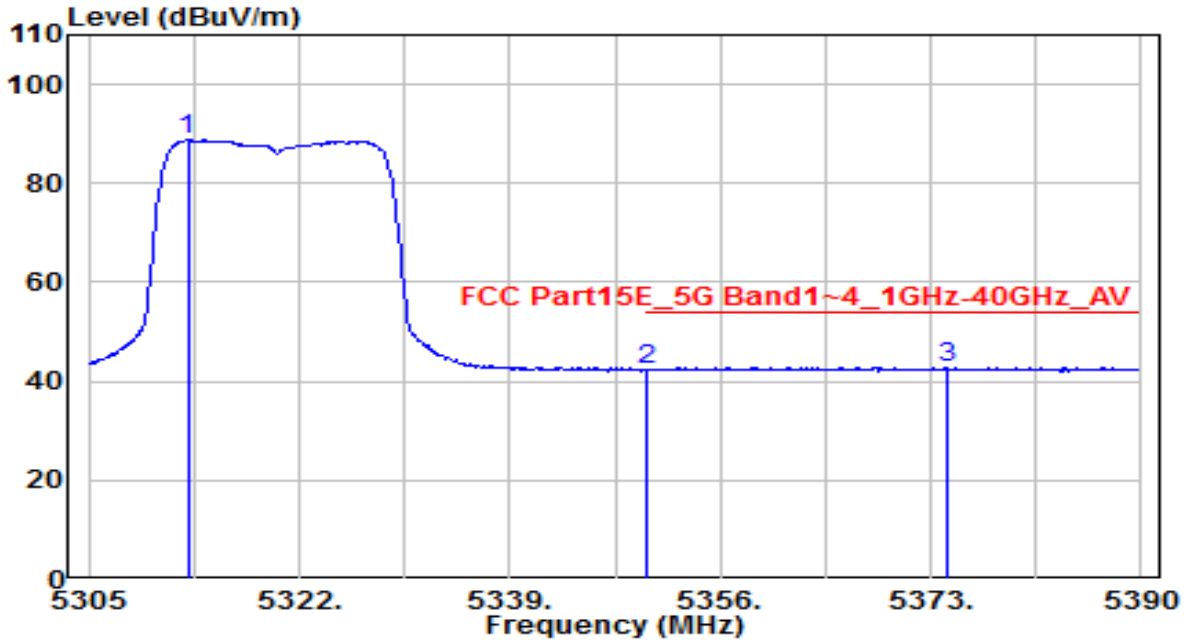


| No | | Frequency (MHz) | Reading (dBuV) | C.F (dB) | Measurement (dBuV/m) | Margin (dB) | Limit (dBuV/m) | Height (cm) | Angle (deg) | Remark (QP/PK/AV) |
|---|---|---|---|---|---|---|---|---|---|---|
| 1 | | 5312.990 | 84.99 | 3.75 | 88.74 | N/A | N/A | 195 | 255 | Average |
| 2 | | 5350.000 | 38.72 | 3.77 | 42.49 | -11.51 | 54.00 | 195 | 255 | Average |
| 3 | * | 5374.360 | 39.08 | 3.79 | 42.87 | -11.13 | 54.00 | 195 | 255 | Average |

Note:

1. " *", means this data is the worst emission level.
2. C.F (Correction Factor) = Antenna Factor (dB)+ Cable Loss (dB) – Preamplifier(dB).
3. Measurement (dBuV/m) = Reading(dBuV) + C.F (Correction Factor).
4. The emission levels of other frequencies are very lower than the limit and not show in test report.

| EUT | OHMNI TELEPRESENCE ROBOTS | Date of Test | 2020-05-13 |
|---|---|---|---|
| Factor | BBHA 9120D | Temp. / Humidity | 25°C /65% |
| Polarity | Vertical | Site / Test Engineer | AC1 / Kaunaz |
| Test Mode | 802.11n-20_TX_Band2_CH 64_ANT 0+1 | Test Voltage | AC 120V/60Hz |

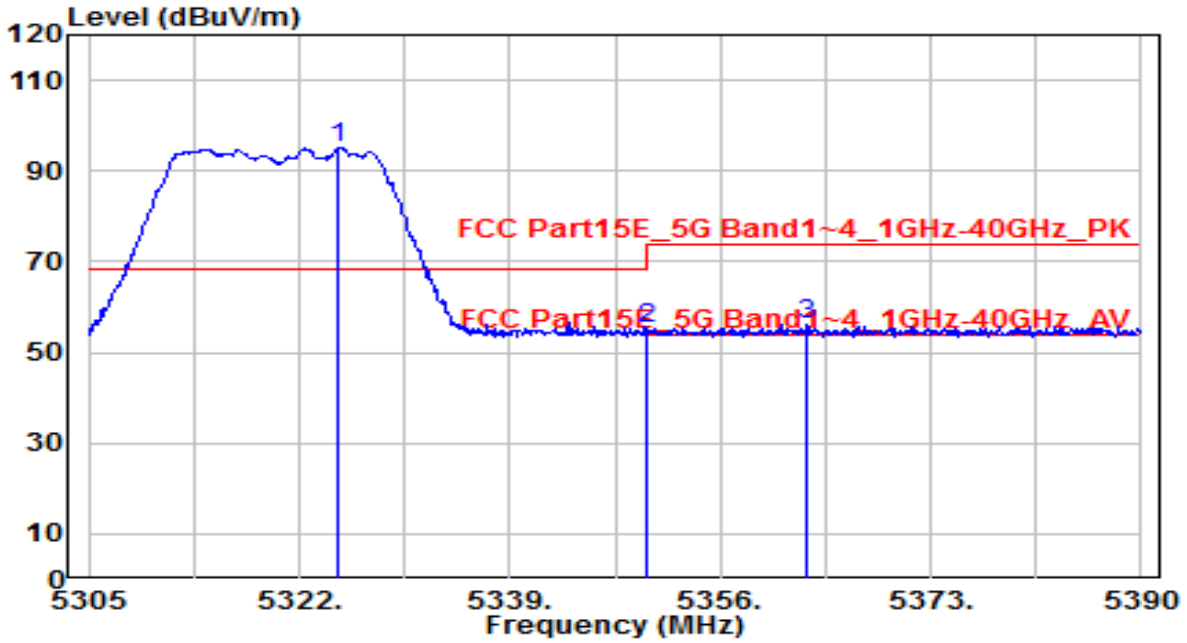


| No | | Frequency (MHz) | Reading (dBuV) | C.F (dB) | Measurement (dBuV/m) | Margin (dB) | Limit (dBuV/m) | Height (cm) | Angle (deg) | Remark (QP/PK/AV) |
|---|---|---|---|---|---|---|---|---|---|---|
| 1 | | 5325.230 | 91.56 | 3.76 | 95.32 | N/A | N/A | 205 | 305 | Peak |
| 2 | * | 5350.000 | 51.68 | 3.77 | 55.45 | -12.75 | 68.20 | 205 | 305 | Peak |
| 3 | | 5363.055 | 52.33 | 3.78 | 56.12 | -17.88 | 74.00 | 205 | 305 | Peak |

Note:

1. " *", means this data is the worst emission level.
2. C.F (Correction Factor) = Antenna Factor (dB)+ Cable Loss (dB) – Preamplifier(dB).
3. Measurement (dBuV/m) = Reading(dBuV) + C.F (Correction Factor).
4. The emission levels of other frequencies are very lower than the limit and not show in test report.

| EUT | OHMNI TELEPRESENCE ROBOTS | Date of Test | 2020-05-13 |
|---|---|---|---|
| Factor | BBHA 9120D | Temp. / Humidity | 25°C /65% |
| Polarity | Vertical | Site / Test Engineer | AC1 / Kaunaz |
| Test Mode | 802.11n-20_TX_Band2_CH 64_ANT 0+1 | Test Voltage | AC 120V/60Hz |

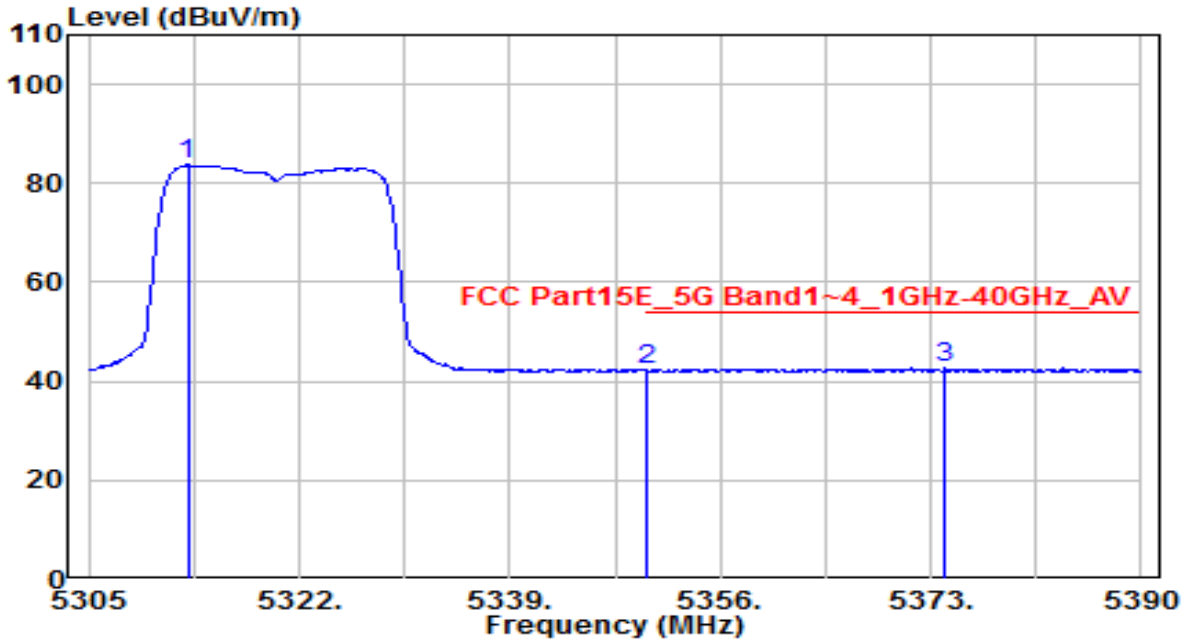


| No | | Frequency (MHz) | Reading (dBuV) | C.F (dB) | Measurement (dBuV/m) | Margin (dB) | Limit (dBuV/m) | Height (cm) | Angle (deg) | Remark (QP/PK/AV) |
|---|---|---|---|---|---|---|---|---|---|---|
| 1 | | 5312.990 | 80.03 | 3.75 | 83.78 | N/A | N/A | 205 | 305 | Average |
| 2 | | 5350.000 | 38.38 | 3.77 | 42.16 | -11.84 | 54.00 | 205 | 305 | Average |
| 3 | * | 5374.190 | 38.96 | 3.79 | 42.75 | -11.25 | 54.00 | 205 | 305 | Average |

Note:

1. " *", means this data is the worst emission level.
2. C.F (Correction Factor) = Antenna Factor (dB)+ Cable Loss (dB) – Preamplifier(dB).
3. Measurement (dBuV/m) = Reading(dBuV) + C.F (Correction Factor).
4. The emission levels of other frequencies are very lower than the limit and not show in test report.

| EUT | OHMNI TELEPRESENCE ROBOTS | Date of Test | 2020-05-13 |
|---|---|---|---|
| Factor | BBHA 9120D | Temp. / Humidity | 25°C /65% |
| Polarity | Horizontal | Site / Test Engineer | AC1 / Kaunaz |
| Test Mode | 802.11n-20_TX_Band3_CH 100_ANT 0+1 | Test Voltage | AC 120V/60Hz |

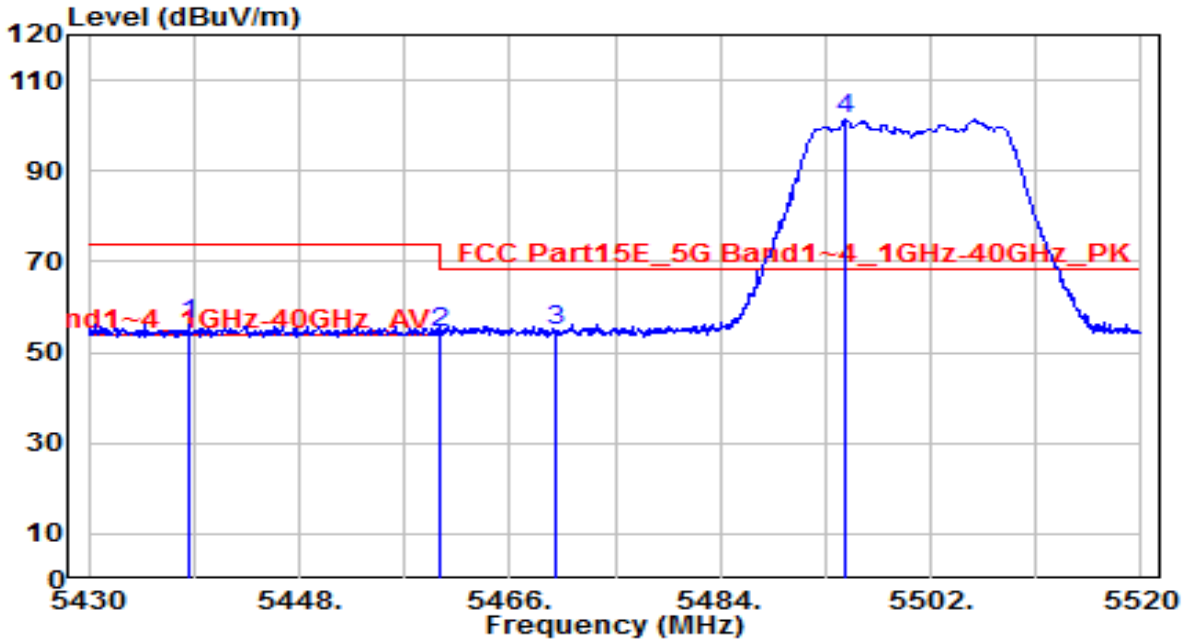


| No | | Frequency (MHz) | Reading (dBuV) | C.F (dB) | Measurement (dBuV/m) | Margin (dB) | Limit (dBuV/m) | Height (cm) | Angle (deg) | Remark (QP/PK/AV) |
|---|---|---|---|---|---|---|---|---|---|---|
| 1 | | 5438.550 | 52.20 | 3.83 | 56.03 | -17.97 | 74.00 | 230 | 195 | Peak |
| 2 | | 5460.000 | 50.52 | 3.84 | 54.36 | -13.84 | 68.20 | 230 | 195 | Peak |
| 3 | * | 5470.000 | 51.09 | 3.85 | 54.94 | -13.26 | 68.20 | 230 | 195 | Peak |
| 4 | | 5494.800 | 97.45 | 3.87 | 101.32 | N/A | N/A | 230 | 195 | Peak |

Note:

1. " *", means this data is the worst emission level.
2. C.F (Correction Factor) = Antenna Factor (dB)+ Cable Loss (dB) – Preamplifier(dB).
3. Measurement (dBuV/m) = Reading(dBuV) + C.F (Correction Factor).
4. The emission levels of other frequencies are very lower than the limit and not show in test report.

| EUT | OHMNI TELEPRESENCE ROBOTS | Date of Test | 2020-05-13 |
|---|---|---|---|
| Factor | BBHA 9120D | Temp. / Humidity | 25°C /65% |
| Polarity | Horizontal | Site / Test Engineer | AC1 / Kaunaz |
| Test Mode | 802.11n-20_TX_Band3_CH 100_ANT 0+1 | Test Voltage | AC 120V/60Hz |

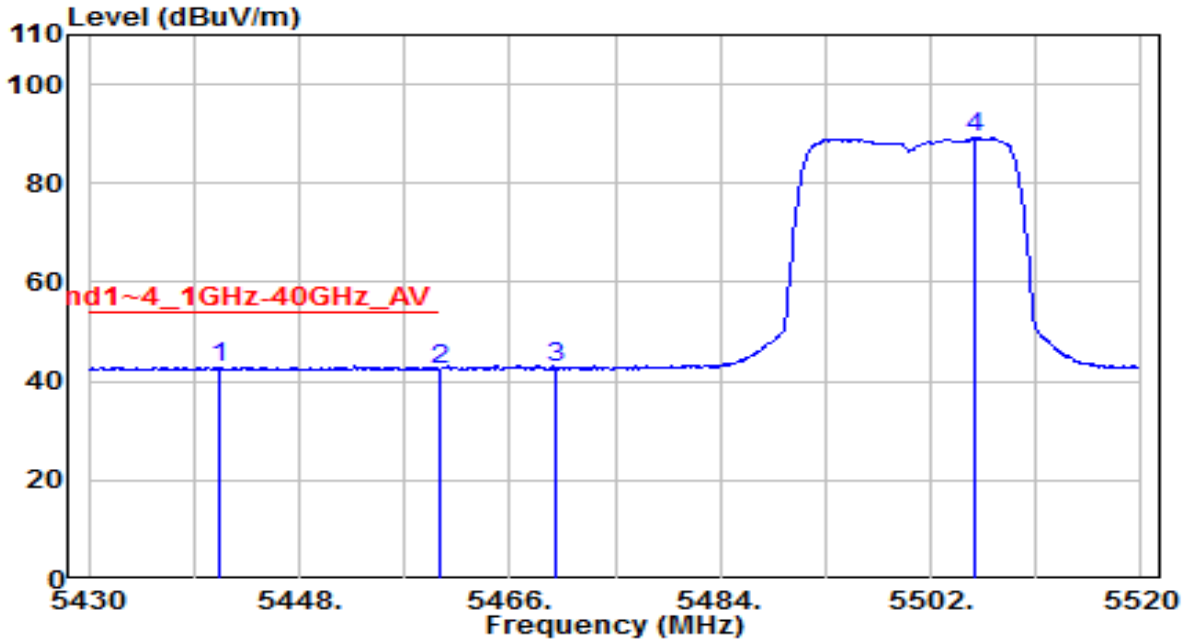


| No | | Frequency (MHz) | Reading (dBuV) | C.F (dB) | Measurement (dBuV/m) | Margin (dB) | Limit (dBuV/m) | Height (cm) | Angle (deg) | Remark (QP/PK/AV) |
|---|---|---|---|---|---|---|---|---|---|---|
| 1 | * | 5441.250 | 39.08 | 3.83 | 42.91 | -11.09 | 54.00 | 230 | 195 | Average |
| 2 | | 5460.000 | 38.64 | 3.84 | 42.49 | -11.51 | 54.00 | 230 | 195 | Average |
| 3 | | 5470.000 | 38.74 | 3.85 | 42.59 | N/A | N/A | 230 | 195 | Average |
| 4 | | 5505.780 | 85.24 | 3.89 | 89.13 | N/A | N/A | 230 | 195 | Average |

Note:

1. " *", means this data is the worst emission level.
2. C.F (Correction Factor) = Antenna Factor (dB)+ Cable Loss (dB) – Preamplifier(dB).
3. Measurement (dBuV/m) = Reading(dBuV) + C.F (Correction Factor).
4. The emission levels of other frequencies are very lower than the limit and not show in test report.

| EUT | OHMNI TELEPRESENCE ROBOTS | Date of Test | 2020-05-13 |
|---|---|---|---|
| Factor | BBHA 9120D | Temp. / Humidity | 25°C /65% |
| Polarity | Vertical | Site / Test Engineer | AC1 / Kaunaz |
| Test Mode | 802.11n-20_TX_Band3_CH 100_ANT 0+1 | Test Voltage | AC 120V/60Hz |

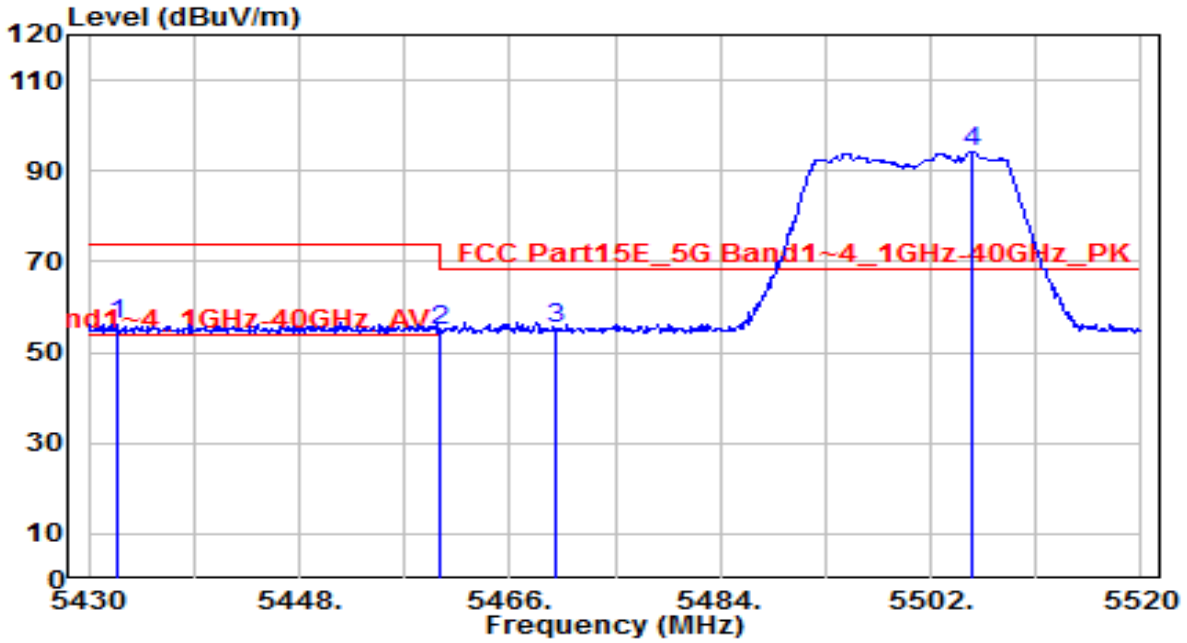


| No | | Frequency (MHz) | Reading (dBuV) | C.F (dB) | Measurement (dBuV/m) | Margin (dB) | Limit (dBuV/m) | Height (cm) | Angle (deg) | Remark (QP/PK/AV) |
|---|---|---|---|---|---|---|---|---|---|---|
| 1 | | 5432.340 | 52.36 | 3.83 | 56.18 | -17.82 | 74.00 | 150 | 250 | Peak |
| 2 | | 5460.000 | 51.02 | 3.84 | 54.86 | -13.34 | 68.20 | 150 | 250 | Peak |
| 3 | * | 5470.000 | 51.50 | 3.85 | 55.35 | -12.85 | 68.20 | 150 | 250 | Peak |
| 4 | | 5505.510 | 90.40 | 3.89 | 94.29 | N/A | N/A | 150 | 250 | Peak |

Note:

1. " *", means this data is the worst emission level.
2. C.F (Correction Factor) = Antenna Factor (dB)+ Cable Loss (dB) – Preamplifier(dB).
3. Measurement (dBuV/m) = Reading(dBuV) + C.F (Correction Factor).
4. The emission levels of other frequencies are very lower than the limit and not show in test report.

| EUT | OHMNI TELEPRESENCE ROBOTS | Date of Test | 2020-05-13 |
|---|---|---|---|
| Factor | BBHA 9120D | Temp. / Humidity | 25°C /65% |
| Polarity | Vertical | Site / Test Engineer | AC1 / Kaunaz |
| Test Mode | 802.11n-20_TX_Band3_CH 100_ANT 0+1 | Test Voltage | AC 120V/60Hz |

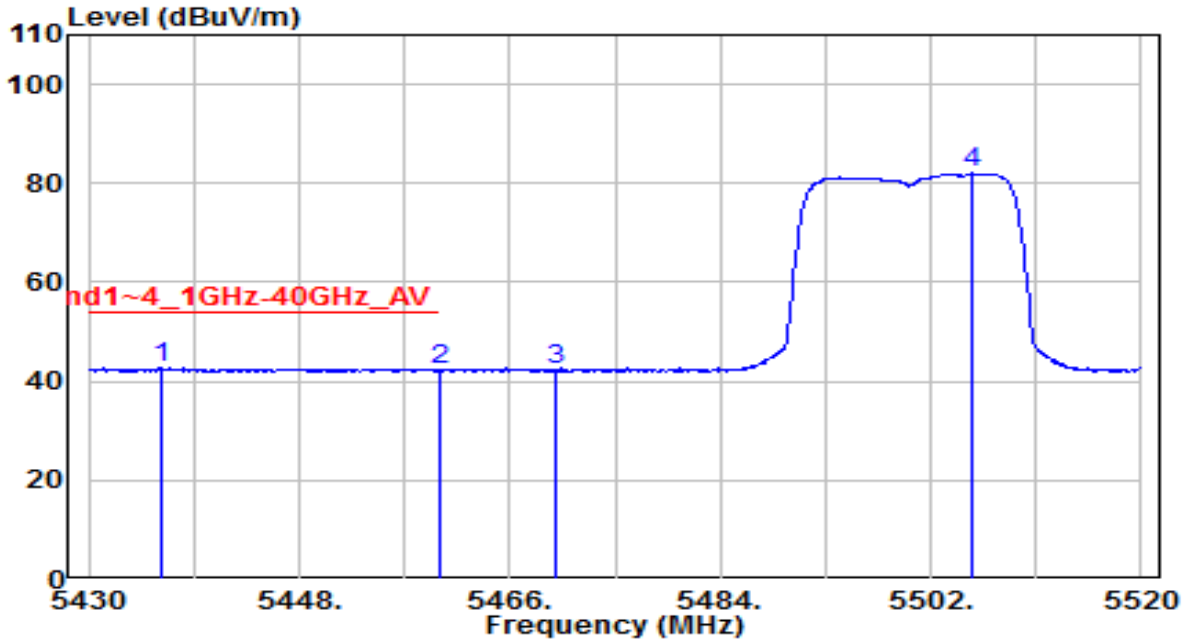


| No | | Frequency (MHz) | Reading (dBuV) | C.F (dB) | Measurement (dBuV/m) | Margin (dB) | Limit (dBuV/m) | Height (cm) | Angle (deg) | Remark (QP/PK/AV) |
|---|---|---|---|---|---|---|---|---|---|---|
| 1 | * | 5436.300 | 38.80 | 3.83 | 42.62 | -11.38 | 54.00 | 150 | 250 | Average |
| 2 | | 5460.000 | 38.39 | 3.84 | 42.23 | -11.77 | 54.00 | 150 | 250 | Average |
| 3 | | 5470.000 | 38.55 | 3.85 | 42.40 | N/A | N/A | 150 | 250 | Average |
| 4 | | 5505.600 | 78.12 | 3.89 | 82.02 | N/A | N/A | 150 | 250 | Average |

Note:

1. " *", means this data is the worst emission level.
2. C.F (Correction Factor) = Antenna Factor (dB)+ Cable Loss (dB) – Preamplifier(dB).
3. Measurement (dBuV/m) = Reading(dBuV) + C.F (Correction Factor).
4. The emission levels of other frequencies are very lower than the limit and not show in test report.

| EUT | OHMNI TELEPRESENCE ROBOTS | Date of Test | 2020-05-13 |
|---|---|---|---|
| Factor | BBHA 9120D | Temp. / Humidity | 25°C /65% |
| Polarity | Horizontal | Site / Test Engineer | AC1 / Kaunaz |
| Test Mode | 802.11n-20_TX_Band3_CH 140_ANT 0+1 | Test Voltage | AC 120V/60Hz |

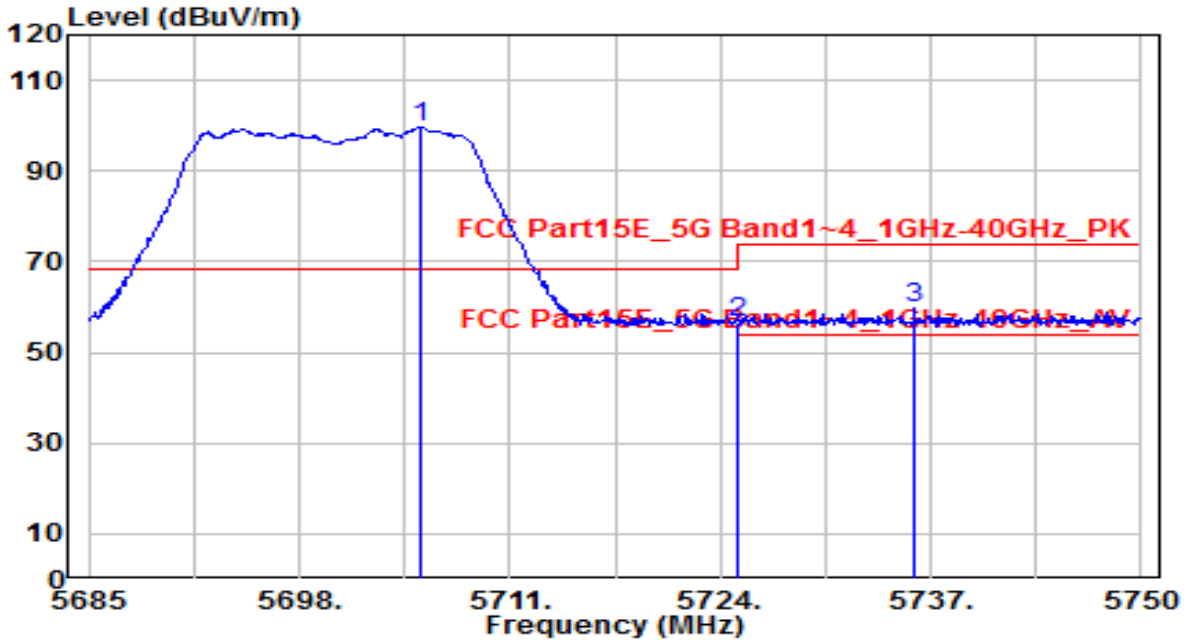


| No | | Frequency (MHz) | Reading (dBuV) | C.F (dB) | Measurement (dBuV/m) | Margin (dB) | Limit (dBuV/m) | Height (cm) | Angle (deg) | Remark (QP/PK/AV) |
|---|---|---|---|---|---|---|---|---|---|---|
| 1 | | 5705.475 | 94.99 | 4.66 | 99.65 | N/A | N/A | 200 | 200 | Peak |
| 2 | * | 5725.000 | 51.70 | 4.73 | 56.44 | -11.76 | 68.20 | 200 | 200 | Peak |
| 3 | | 5735.960 | 55.17 | 4.78 | 59.95 | -14.05 | 74.00 | 200 | 200 | Peak |

Note:

1. " *", means this data is the worst emission level.
2. C.F (Correction Factor) = Antenna Factor (dB)+ Cable Loss (dB) – Preamplifier(dB).
3. Measurement (dBuV/m) = Reading(dBuV) + C.F (Correction Factor).
4. The emission levels of other frequencies are very lower than the limit and not show in test report.

| EUT | OHMNI TELEPRESENCE ROBOTS | Date of Test | 2020-05-13 |
|---|---|---|---|
| Factor | BBHA 9120D | Temp. / Humidity | 25°C /65% |
| Polarity | Horizontal | Site / Test Engineer | AC1 / Kaunaz |
| Test Mode | 802.11n-20_TX_Band3_CH 140_ANT 0+1 | Test Voltage | AC 120V/60Hz |

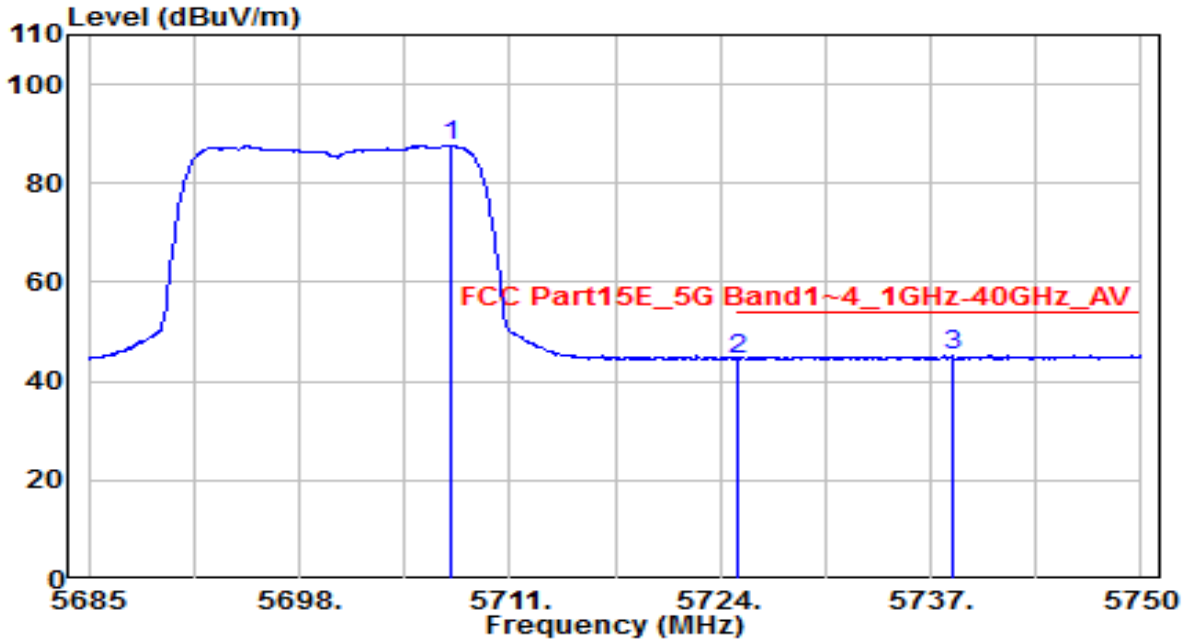


| No | | Frequency (MHz) | Reading (dBuV) | C.F (dB) | Measurement (dBuV/m) | Margin (dB) | Limit (dBuV/m) | Height (cm) | Angle (deg) | Remark (QP/PK/AV) |
|---|---|---|---|---|---|---|---|---|---|---|
| 1 | | 5707.360 | 82.94 | 4.67 | 87.60 | N/A | N/A | 200 | 200 | Average |
| 2 | | 5725.000 | 39.86 | 4.73 | 44.59 | -9.41 | 54.00 | 200 | 200 | Average |
| 3 | * | 5738.300 | 40.27 | 4.79 | 45.05 | -8.95 | 54.00 | 200 | 200 | Average |

Note:

1. " *", means this data is the worst emission level.
2. C.F (Correction Factor) = Antenna Factor (dB)+ Cable Loss (dB) – Preamplifier(dB).
3. Measurement (dBuV/m) = Reading(dBuV) + C.F (Correction Factor).
4. The emission levels of other frequencies are very lower than the limit and not show in test report.

| EUT | OHMNI TELEPRESENCE ROBOTS | Date of Test | 2020-05-13 |
|---|---|---|---|
| Factor | BBHA 9120D | Temp. / Humidity | 25°C /65% |
| Polarity | Vertical | Site / Test Engineer | AC1 / Kaunaz |
| Test Mode | 802.11n-20_TX_Band3_CH 140_ANT 0+1 | Test Voltage | AC 120V/60Hz |

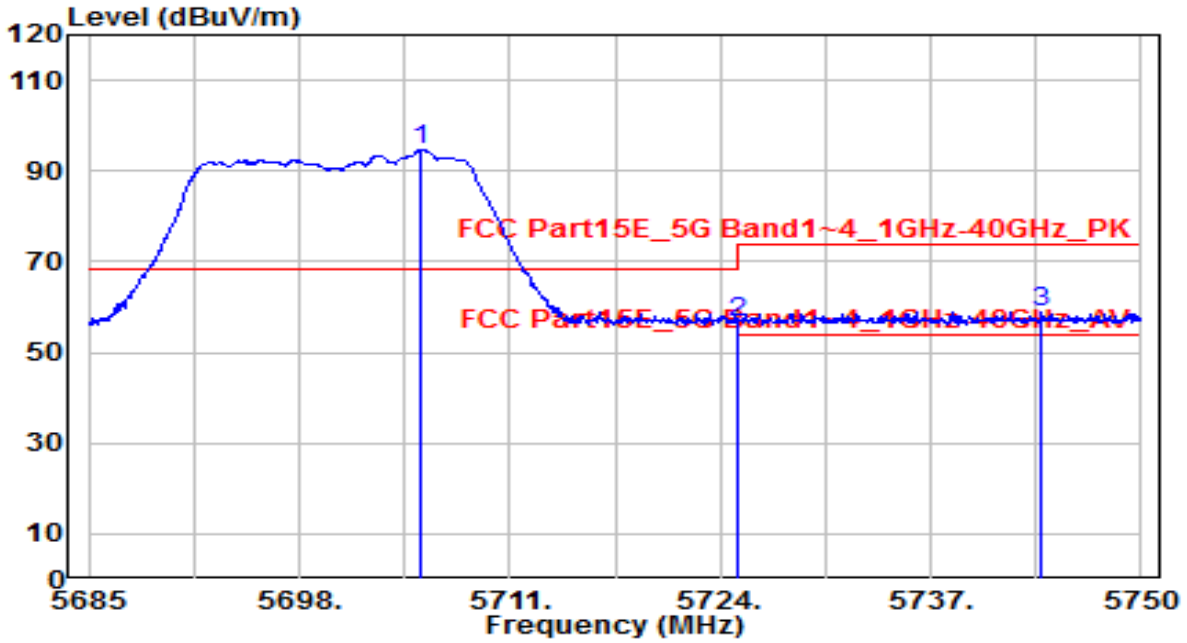


| No | | Frequency (MHz) | Reading (dBuV) | C.F (dB) | Measurement (dBuV/m) | Margin (dB) | Limit (dBuV/m) | Height (cm) | Angle (deg) | Remark (QP/PK/AV) |
|---|---|---|---|---|---|---|---|---|---|---|
| 1 | | 5705.540 | 89.95 | 4.66 | 94.61 | N/A | N/A | 195 | 215 | Peak |
| 2 | * | 5725.000 | 51.65 | 4.73 | 56.38 | -11.82 | 68.20 | 195 | 215 | Peak |
| 3 | | 5743.890 | 54.26 | 4.81 | 59.07 | -14.93 | 74.00 | 195 | 215 | Peak |

Note:

1. " *", means this data is the worst emission level.
2. C.F (Correction Factor) = Antenna Factor (dB)+ Cable Loss (dB) – Preamplifier(dB).
3. Measurement (dBuV/m) = Reading(dBuV) + C.F (Correction Factor).
4. The emission levels of other frequencies are very lower than the limit and not show in test report.

| EUT | OHMNI TELEPRESENCE ROBOTS | Date of Test | 2020-05-13 |
|---|---|---|---|
| Factor | BBHA 9120D | Temp. / Humidity | 25°C /65% |
| Polarity | Vertical | Site / Test Engineer | AC1 / Kaunaz |
| Test Mode | 802.11n-20_TX_Band3_CH 140_ANT 0+1 | Test Voltage | AC 120V/60Hz |

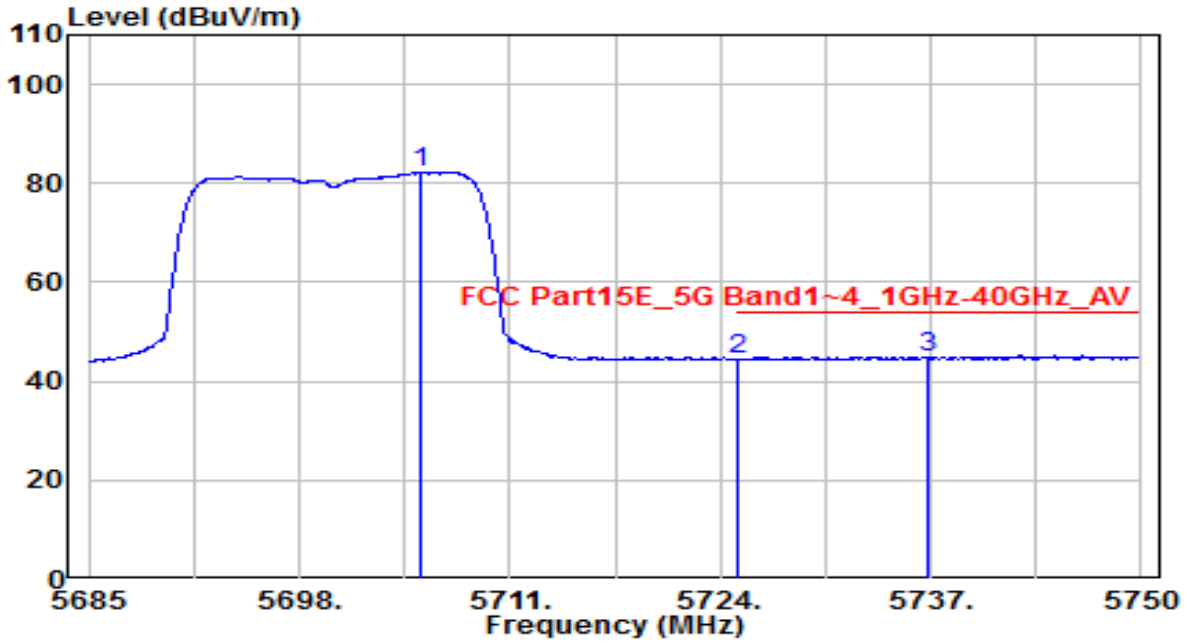


| No | | Frequency (MHz) | Reading (dBuV) | C.F (dB) | Measurement (dBuV/m) | Margin (dB) | Limit (dBuV/m) | Height (cm) | Angle (deg) | Remark (QP/PK/AV) |
|---|---|---|---|---|---|---|---|---|---|---|
| 1 | | 5705.475 | 77.61 | 4.66 | 82.27 | N/A | N/A | 195 | 215 | Average |
| 2 | | 5725.000 | 39.69 | 4.73 | 44.43 | -9.57 | 54.00 | 195 | 215 | Average |
| 3 | * | 5736.805 | 40.14 | 4.78 | 44.92 | -9.08 | 54.00 | 195 | 215 | Average |

Note:

1. " *", means this data is the worst emission level.
2. C.F (Correction Factor) = Antenna Factor (dB)+ Cable Loss (dB) – Preamplifier(dB).
3. Measurement (dBuV/m) = Reading(dBuV) + C.F (Correction Factor).
4. The emission levels of other frequencies are very lower than the limit and not show in test report.

| EUT | OHMNI TELEPRESENCE ROBOTS | Date of Test | 2020-05-13 |
|---|---|---|---|
| Factor | BBHA 9120D | Temp. / Humidity | 25°C /65% |
| Polarity | Horizontal | Site / Test Engineer | AC1 / Kaunaz |
| Test Mode | 802.11n-20_TX_Band4_CH 149_ANT 0+1 | Test Voltage | AC 120V/60Hz |

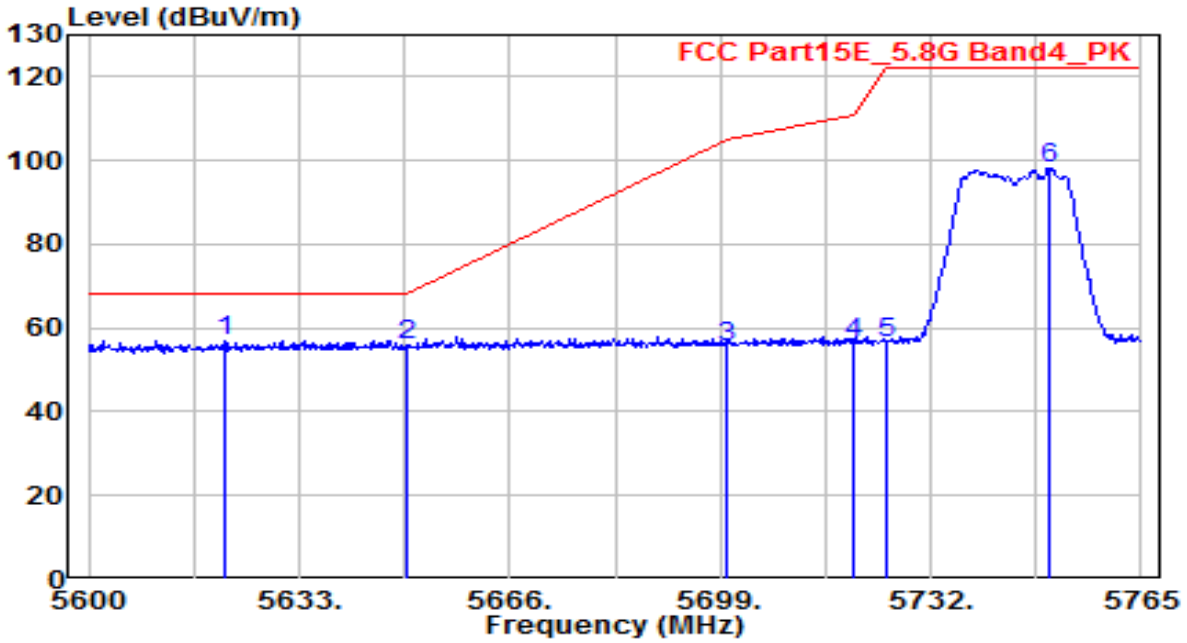


| No | | Frequency (MHz) | Reading (dBuV) | C.F (dB) | Measurement (dBuV/m) | Margin (dB) | Limit (dBuV/m) | Height (cm) | Angle (deg) | Remark (QP/PK/AV) |
|---|---|---|---|---|---|---|---|---|---|---|
| 1 | * | 5621.450 | 52.77 | 4.34 | 57.11 | -11.09 | 68.20 | 220 | 200 | Peak |
| 2 | | 5650.000 | 51.63 | 4.45 | 56.08 | -12.12 | 68.20 | 220 | 200 | Peak |
| 3 | | 5700.000 | 50.94 | 4.64 | 55.58 | -49.62 | 105.20 | 220 | 200 | Peak |
| 4 | | 5720.000 | 51.70 | 4.71 | 56.42 | -54.38 | 110.80 | 220 | 200 | Peak |
| 5 | | 5725.000 | 51.67 | 4.73 | 56.41 | -65.79 | 122.20 | 220 | 200 | Peak |
| 6 | | 5750.480 | 93.52 | 4.83 | 98.36 | -23.84 | 122.20 | 220 | 200 | Peak |

Note:

1. " *", means this data is the worst emission level.
2. C.F (Correction Factor) = Antenna Factor (dB)+ Cable Loss (dB) – Preamplifier(dB).
3. Measurement (dBuV/m) = Reading(dBuV) + C.F (Correction Factor).
4. The emission levels of other frequencies are very lower than the limit and not show in test report.

| EUT | OHMNI TELEPRESENCE ROBOTS | Date of Test | 2020-05-13 |
|---|---|---|---|
| Factor | BBHA 9120D | Temp. / Humidity | 25°C /65% |
| Polarity | Vertical | Site / Test Engineer | AC1 / Kaunaz |
| Test Mode | 802.11n-20_TX_Band4_CH 149_ANT 0+1 | Test Voltage | AC 120V/60Hz |

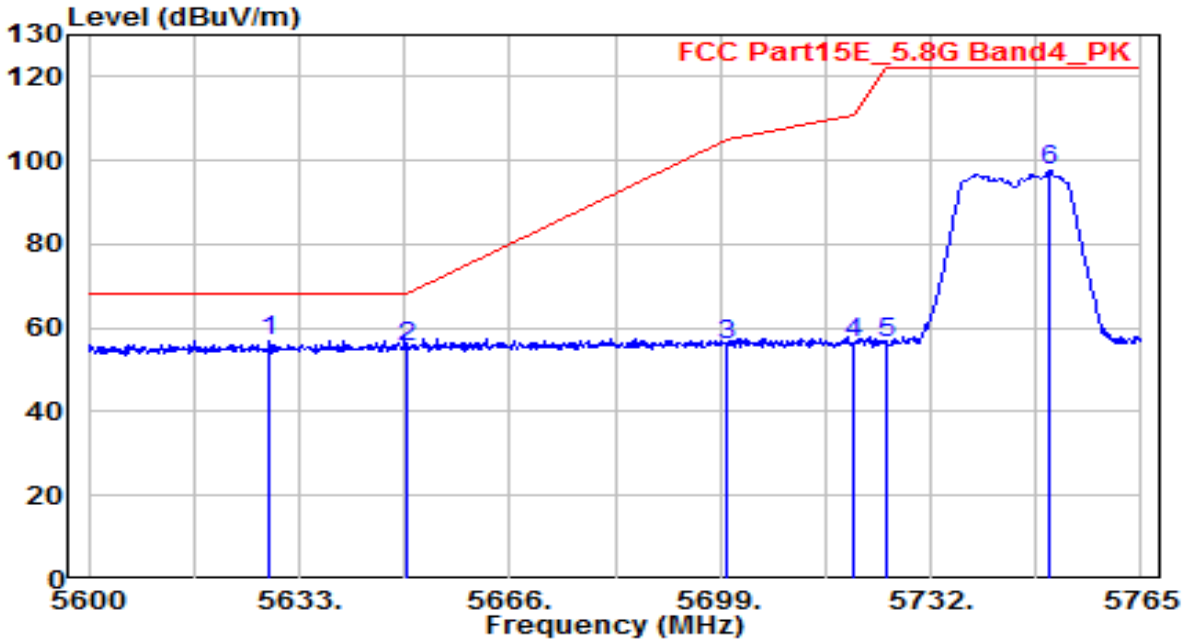


| No | | Frequency (MHz) | Reading (dBuV) | C.F (dB) | Measurement (dBuV/m) | Margin (dB) | Limit (dBuV/m) | Height (cm) | Angle (deg) | Remark (QP/PK/AV) |
|---|---|---|---|---|---|---|---|---|---|---|
| 1 | * | 5628.215 | 52.42 | 4.36 | 56.78 | -11.42 | 68.20 | 215 | 210 | Peak |
| 2 | | 5650.000 | 50.81 | 4.45 | 55.25 | -12.95 | 68.20 | 215 | 210 | Peak |
| 3 | | 5700.000 | 51.36 | 4.64 | 56.00 | -49.20 | 105.20 | 215 | 210 | Peak |
| 4 | | 5720.000 | 51.94 | 4.71 | 56.66 | -54.14 | 110.80 | 215 | 210 | Peak |
| 5 | | 5725.000 | 51.88 | 4.73 | 56.61 | -65.59 | 122.20 | 215 | 210 | Peak |
| 6 | | 5750.645 | 92.66 | 4.83 | 97.49 | -24.71 | 122.20 | 215 | 210 | Peak |

Note:

1. " *", means this data is the worst emission level.
2. C.F (Correction Factor) = Antenna Factor (dB)+ Cable Loss (dB) – Preamplifier(dB).
3. Measurement (dBuV/m) = Reading(dBuV) + C.F (Correction Factor).
4. The emission levels of other frequencies are very lower than the limit and not show in test report.

| EUT | OHMNI TELEPRESENCE ROBOTS | Date of Test | 2020-05-13 |
|---|---|---|---|
| Factor | BBHA 9120D | Temp. / Humidity | 25°C /65% |
| Polarity | Horizontal | Site / Test Engineer | AC1 / Kaunaz |
| Test Mode | 802.11n-20_TX_Band4_CH 165_ANT 0+1 | Test Voltage | AC 120V/60Hz |

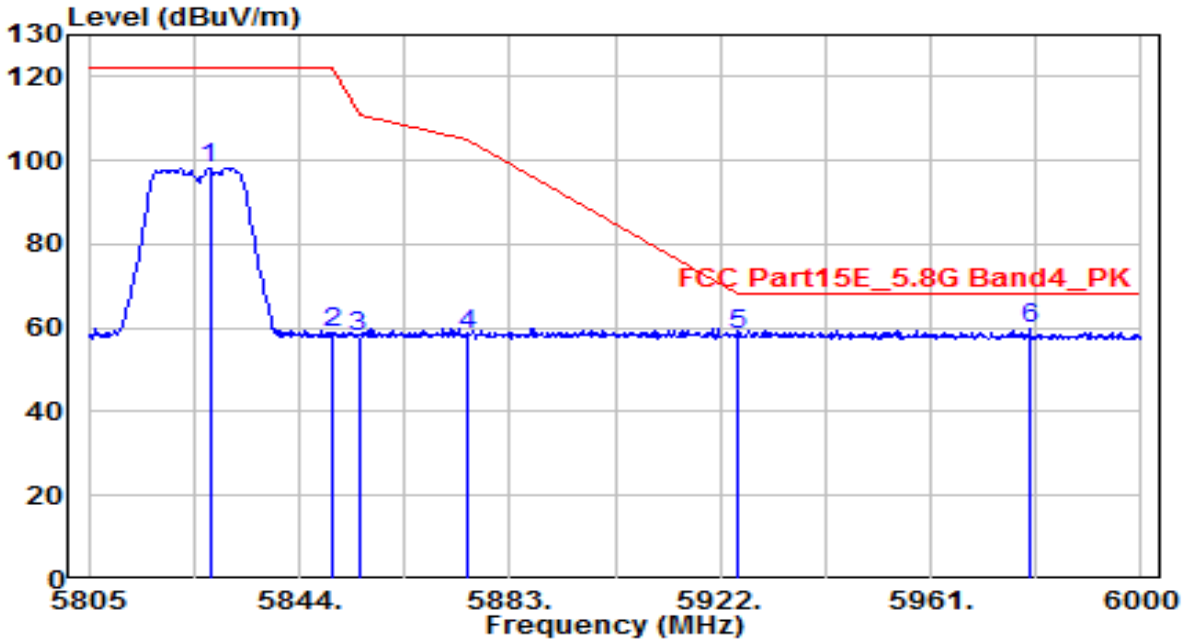


| No | | Frequency (MHz) | Reading (dBuV) | C.F (dB) | Measurement (dBuV/m) | Margin (dB) | Limit (dBuV/m) | Height (cm) | Angle (deg) | Remark (QP/PK/AV) |
|---|---|---|---|---|---|---|---|---|---|---|
| 1 | | 5827.425 | 93.12 | 5.13 | 98.25 | -23.95 | 122.20 | 160 | 220 | Peak |
| 2 | | 5850.000 | 53.55 | 5.21 | 58.76 | -63.44 | 122.20 | 160 | 220 | Peak |
| 3 | | 5855.000 | 52.87 | 5.23 | 58.11 | -52.69 | 110.80 | 160 | 220 | Peak |
| 4 | | 5875.000 | 52.86 | 5.31 | 58.17 | -47.03 | 105.20 | 160 | 220 | Peak |
| 5 | | 5925.000 | 52.63 | 5.50 | 58.13 | -10.07 | 68.20 | 160 | 220 | Peak |
| 6 | * | 5979.330 | 53.93 | 5.71 | 59.64 | -8.56 | 68.20 | 160 | 220 | Peak |

Note:

1. " *", means this data is the worst emission level.
2. C.F (Correction Factor) = Antenna Factor (dB)+ Cable Loss (dB) – Preamplifier(dB).
3. Measurement (dBuV/m) = Reading(dBuV) + C.F (Correction Factor).
4. The emission levels of other frequencies are very lower than the limit and not show in test report.

| EUT | OHMNI TELEPRESENCE ROBOTS | Date of Test | 2020-05-13 |
|---|---|---|---|
| Factor | BBHA 9120D | Temp. / Humidity | 25°C /65% |
| Polarity | Vertical | Site / Test Engineer | AC1 / Kaunaz |
| Test Mode | 802.11n-20_TX_Band4_CH 165_ANT 0+1 | Test Voltage | AC 120V/60Hz |

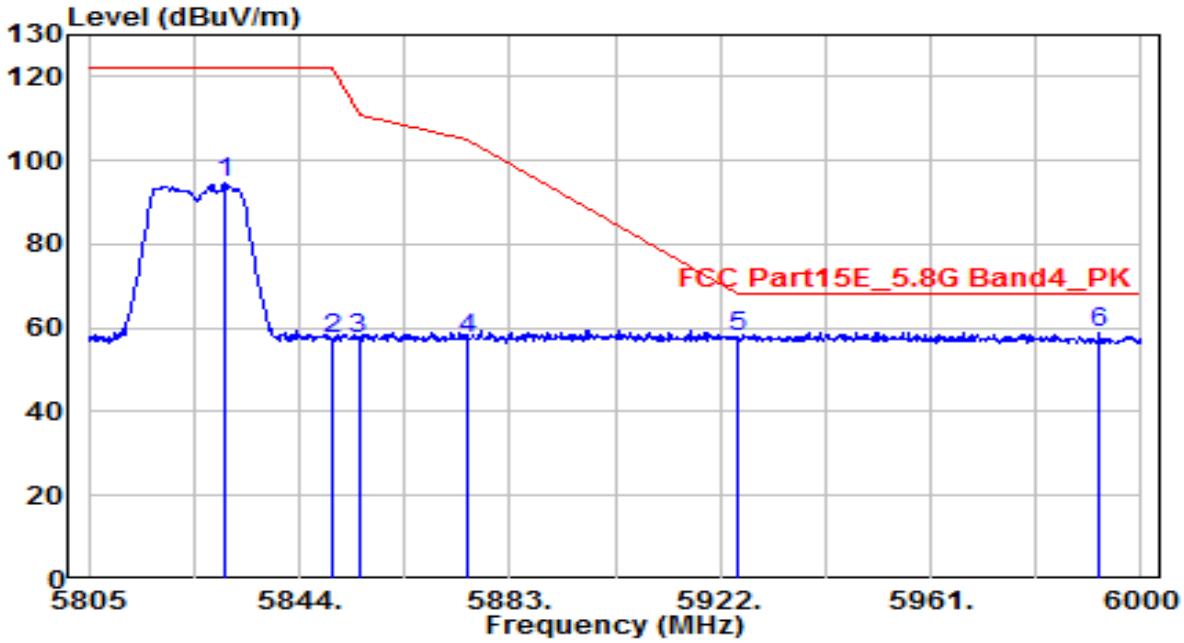


| No | | Frequency (MHz) | Reading (dBuV) | C.F (dB) | Measurement (dBuV/m) | Margin (dB) | Limit (dBuV/m) | Height (cm) | Angle (deg) | Remark (QP/PK/AV) |
|---|---|---|---|---|---|---|---|---|---|---|
| 1 | | 5830.350 | 89.40 | 5.14 | 94.53 | -27.67 | 122.20 | 180 | 190 | Peak |
| 2 | | 5850.000 | 51.94 | 5.21 | 57.15 | -65.05 | 122.20 | 180 | 190 | Peak |
| 3 | | 5855.000 | 51.98 | 5.23 | 57.21 | -53.59 | 110.80 | 180 | 190 | Peak |
| 4 | | 5875.000 | 51.89 | 5.31 | 57.20 | -48.00 | 105.20 | 180 | 190 | Peak |
| 5 | | 5925.000 | 52.47 | 5.50 | 57.97 | -10.23 | 68.20 | 180 | 190 | Peak |
| 6 | * | 5992.200 | 53.18 | 5.76 | 58.94 | -9.26 | 68.20 | 180 | 190 | Peak |

Note:

1. " *", means this data is the worst emission level.
2. C.F (Correction Factor) = Antenna Factor (dB)+ Cable Loss (dB) – Preamplifier(dB).
3. Measurement (dBuV/m) = Reading(dBuV) + C.F (Correction Factor).
4. The emission levels of other frequencies are very lower than the limit and not show in test report.

| EUT | OHMNI TELEPRESENCE ROBOTS | Date of Test | 2020-05-13 |
|---|---|---|---|
| Factor | BBHA 9120D | Temp. / Humidity | 25°C /56% |
| Polarity | Horizontal | Site / Test Engineer | AC1 / Kaunaz |
| Test Mode | 802.11n-40_TX_Band1_CH 38_ANT 0+1 | Test Voltage | AC 120V/60Hz |

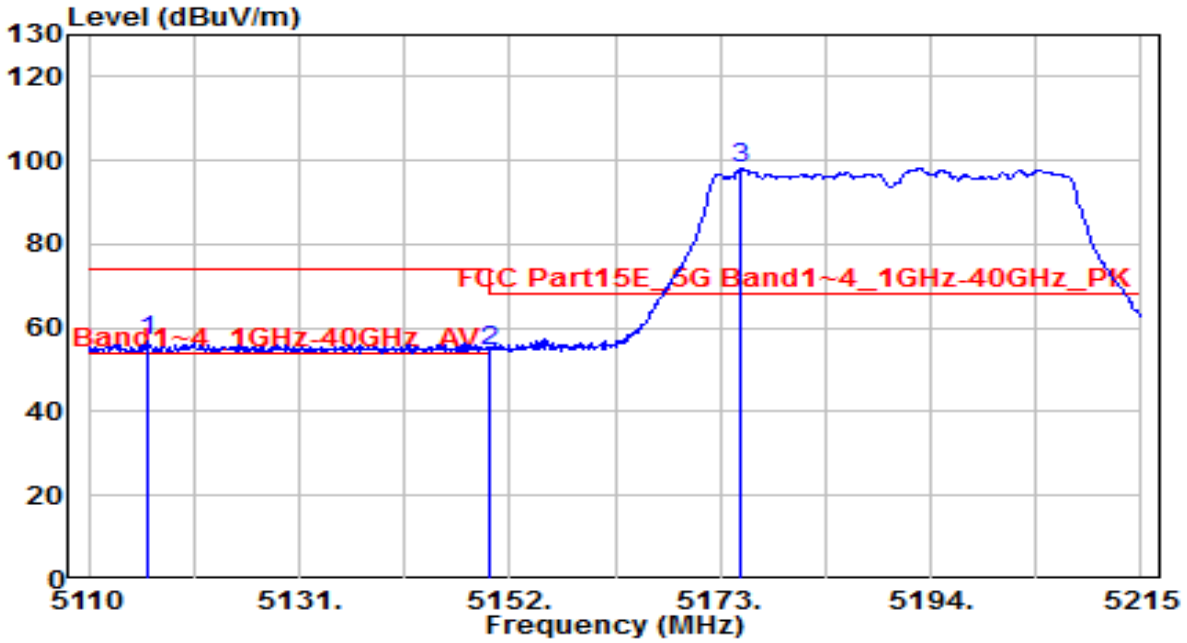


| No | | Frequency (MHz) | Reading (dBuV) | C.F (dB) | Measurement (dBuV/m) | Margin (dB) | Limit (dBuV/m) | Height (cm) | Angle (deg) | Remark (QP/PK/AV) |
|---|---|---|---|---|---|---|---|---|---|---|
| 1 | | 5115.775 | 52.97 | 3.87 | 56.84 | -17.16 | 74.00 | 180 | 260 | Peak |
| 2 | * | 5150.000 | 50.63 | 3.91 | 54.54 | -13.66 | 68.20 | 180 | 260 | Peak |
| 3 | | 5175.100 | 94.17 | 3.93 | 98.10 | N/A | N/A | 180 | 260 | Peak |

Note:

1. " *", means this data is the worst emission level.
2. C.F (Correction Factor) = Antenna Factor (dB)+ Cable Loss (dB) – Preamplifier(dB).
3. Measurement (dBuV/m) = Reading(dBuV) + C.F (Correction Factor).
4. The emission levels of other frequencies are very lower than the limit and not show in test report.

| EUT | OHMNI TELEPRESENCE ROBOTS | Date of Test | 2020-05-13 |
|---|---|---|---|
| Factor | BBHA 9120D | Temp. / Humidity | 25°C /56% |
| Polarity | Horizontal | Site / Test Engineer | AC1 / Kaunaz |
| Test Mode | 802.11n-40_TX_Band1_CH 38_ANT 0+1 | Test Voltage | AC 120V/60Hz |

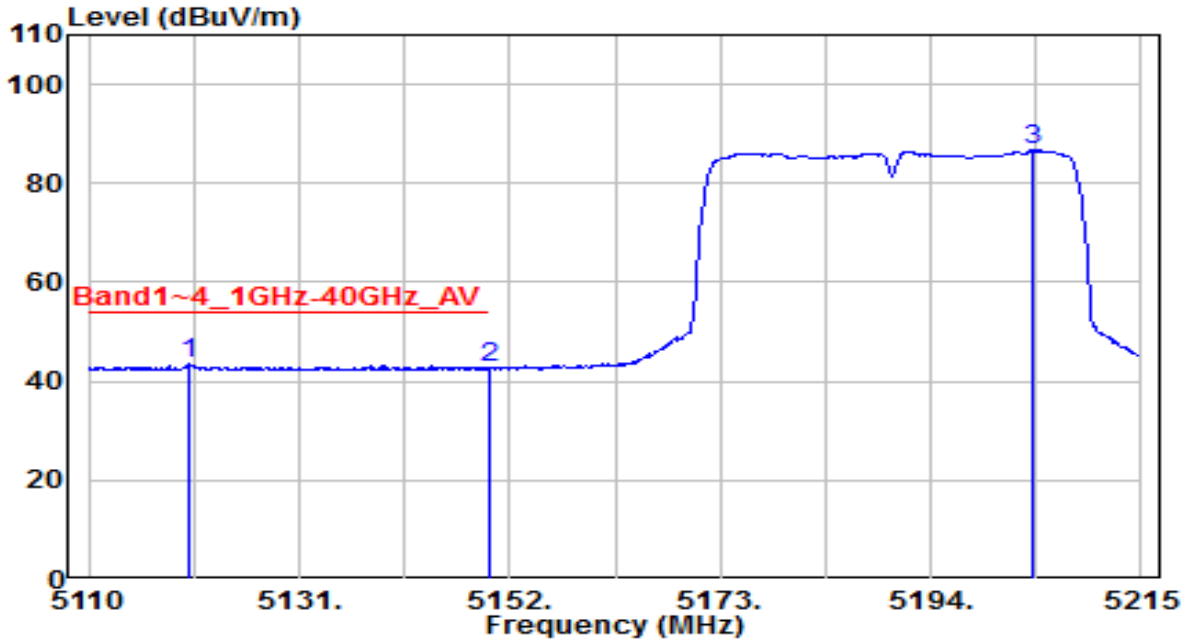


| No | | Frequency (MHz) | Reading (dBuV) | C.F (dB) | Measurement (dBuV/m) | Margin (dB) | Limit (dBuV/m) | Height (cm) | Angle (deg) | Remark (QP/PK/AV) |
|---|---|---|---|---|---|---|---|---|---|---|
| 1 | * | 5120.080 | 39.63 | 3.87 | 43.51 | -10.49 | 54.00 | 180 | 260 | Average |
| 2 | | 5150.000 | 38.90 | 3.91 | 42.81 | -11.19 | 54.00 | 180 | 260 | Average |
| 3 | | 5204.080 | 82.73 | 3.96 | 86.69 | N/A | N/A | 160 | 260 | Average |

Note:

1. " *", means this data is the worst emission level.
2. C.F (Correction Factor) = Antenna Factor (dB)+ Cable Loss (dB) – Preamplifier(dB).
3. Measurement (dBuV/m) = Reading(dBuV) + C.F (Correction Factor).
4. The emission levels of other frequencies are very lower than the limit and not show in test report.

| EUT | OHMNI TELEPRESENCE ROBOTS | Date of Test | 2020-05-13 |
|---|---|---|---|
| Factor | BBHA 9120D | Temp. / Humidity | 25°C /56% |
| Polarity | Vertical | Site / Test Engineer | AC1 / Kaunaz |
| Test Mode | 802.11n-40_TX_Band1_CH 38_ANT 0+1 | Test Voltage | AC 120V/60Hz |

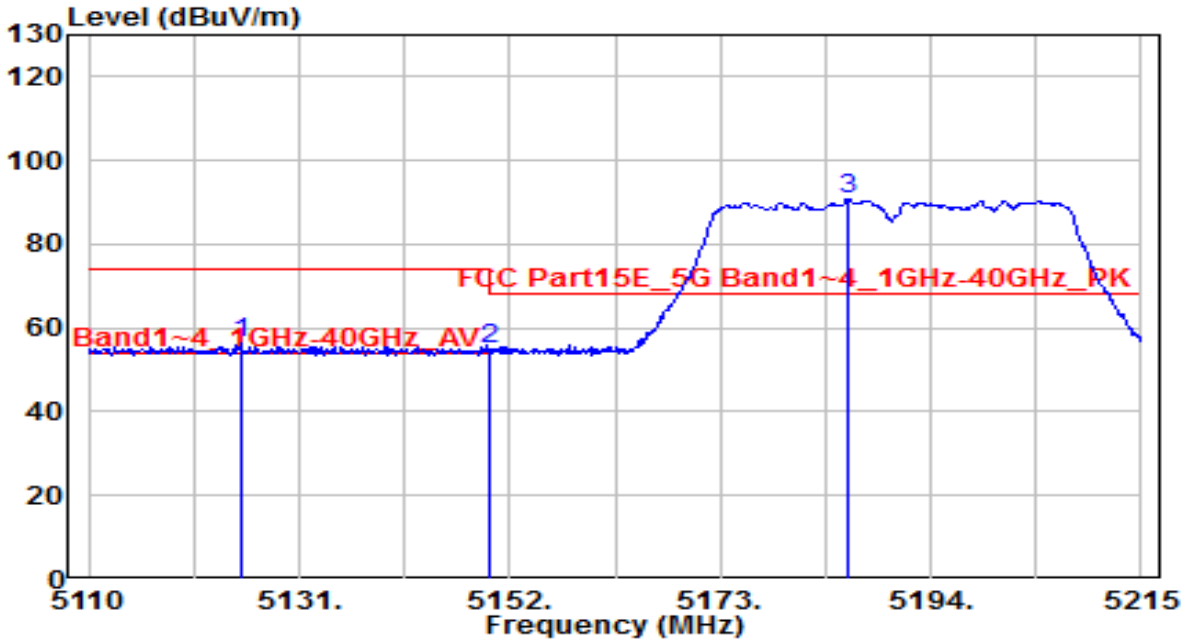


| No | | Frequency (MHz) | Reading (dBuV) | C.F (dB) | Measurement (dBuV/m) | Margin (dB) | Limit (dBuV/m) | Height (cm) | Angle (deg) | Remark (QP/PK/AV) |
|---|---|---|---|---|---|---|---|---|---|---|
| 1 | | 5125.120 | 52.34 | 3.88 | 56.22 | -17.78 | 74.00 | 220 | 275 | Peak |
| 2 | * | 5150.000 | 50.89 | 3.91 | 54.79 | -13.41 | 68.20 | 220 | 275 | Peak |
| 3 | | 5185.810 | 86.97 | 3.94 | 90.91 | N/A | N/A | 220 | 275 | Peak |

Note:

1. " *", means this data is the worst emission level.
2. C.F (Correction Factor) = Antenna Factor (dB)+ Cable Loss (dB) – Preamplifier(dB).
3. Measurement (dBuV/m) = Reading(dBuV) + C.F (Correction Factor).
4. The emission levels of other frequencies are very lower than the limit and not show in test report.

| EUT | OHMNI TELEPRESENCE ROBOTS | Date of Test | 2020-05-13 |
|---|---|---|---|
| Factor | BBHA 9120D | Temp. / Humidity | 25°C /56% |
| Polarity | Vertical | Site / Test Engineer | AC1 / Kaunaz |
| Test Mode | 802.11n-40_TX_Band1_CH 38_ANT 0+1 | Test Voltage | AC 120V/60Hz |

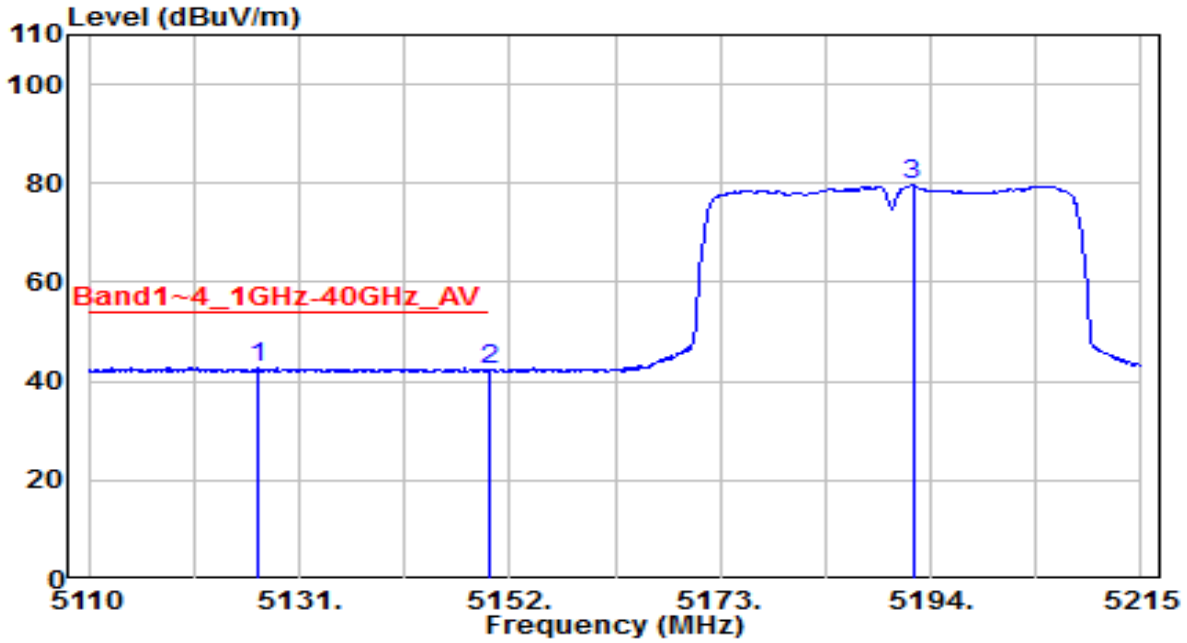


| No | | Frequency (MHz) | Reading (dBuV) | C.F (dB) | Measurement (dBuV/m) | Margin (dB) | Limit (dBuV/m) | Height (cm) | Angle (deg) | Remark (QP/PK/AV) |
|---|---|---|---|---|---|---|---|---|---|---|
| 1 | * | 5126.800 | 38.82 | 3.88 | 42.70 | -11.30 | 54.00 | 220 | 275 | Average |
| 2 | | 5150.000 | 38.25 | 3.91 | 42.16 | -11.84 | 54.00 | 220 | 275 | Average |
| 3 | | 5192.215 | 75.77 | 3.95 | 79.72 | N/A | N/A | 220 | 275 | Average |

Note:

1. " *", means this data is the worst emission level.
2. C.F (Correction Factor) = Antenna Factor (dB)+ Cable Loss (dB) – Preamplifier(dB).
3. Measurement (dBuV/m) = Reading(dBuV) + C.F (Correction Factor).
4. The emission levels of other frequencies are very lower than the limit and not show in test report.

| EUT | OHMNI TELEPRESENCE ROBOTS | Date of Test | 2020-05-13 |
|---|---|---|---|
| Factor | BBHA 9120D | Temp. / Humidity | 25°C /56% |
| Polarity | Horizontal | Site / Test Engineer | AC1 / Kaunaz |
| Test Mode | 802.11n-40_TX_Band2_CH 62_ANT 0+1 | Test Voltage | AC 120V/60Hz |

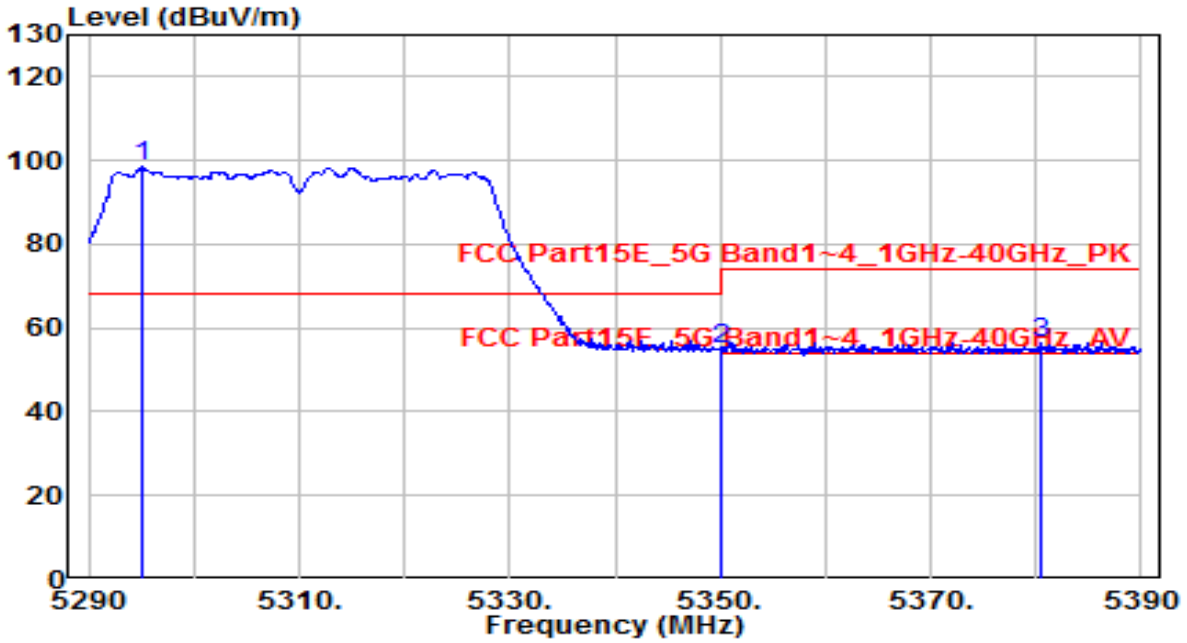


| No | | Frequency (MHz) | Reading (dBuV) | C.F (dB) | Measurement (dBuV/m) | Margin (dB) | Limit (dBuV/m) | Height (cm) | Angle (deg) | Remark (QP/PK/AV) |
|---|---|---|---|---|---|---|---|---|---|---|
| 1 | | 5295.100 | 94.32 | 4.06 | 98.37 | N/A | N/A | 190 | 260 | Peak |
| 2 | * | 5350.000 | 50.64 | 4.11 | 54.76 | -13.44 | 68.20 | 190 | 260 | Peak |
| 3 | | 5380.600 | 52.23 | 4.15 | 56.37 | -17.63 | 74.00 | 190 | 260 | Peak |

Note:

1. " *", means this data is the worst emission level.
2. C.F (Correction Factor) = Antenna Factor (dB)+ Cable Loss (dB) – Preamplifier(dB).
3. Measurement (dBuV/m) = Reading(dBuV) + C.F (Correction Factor).
4. The emission levels of other frequencies are very lower than the limit and not show in test report.

| EUT | OHMNI TELEPRESENCE ROBOTS | Date of Test | 2020-05-13 |
|---|---|---|---|
| Factor | BBHA 9120D | Temp. / Humidity | 25°C /56% |
| Polarity | Horizontal | Site / Test Engineer | AC1 / Kaunaz |
| Test Mode | 802.11n-40_TX_Band2_CH 62_ANT 0+1 | Test Voltage | AC 120V/60Hz |

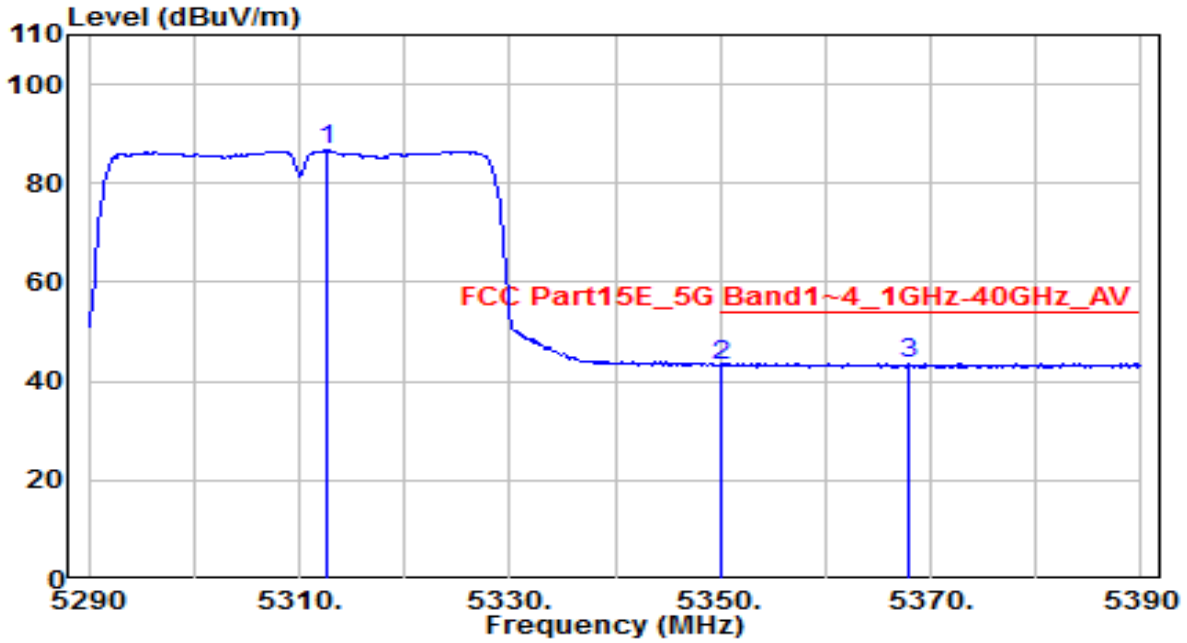


| No | | Frequency (MHz) | Reading (dBuV) | C.F (dB) | Measurement (dBuV/m) | Margin (dB) | Limit (dBuV/m) | Height (cm) | Angle (deg) | Remark (QP/PK/AV) |
|---|---|---|---|---|---|---|---|---|---|---|
| 1 | | 5312.600 | 82.72 | 4.08 | 86.80 | N/A | N/A | 190 | 260 | Average |
| 2 | | 5350.000 | 39.09 | 4.11 | 43.20 | -10.80 | 54.00 | 190 | 260 | Average |
| 3 | * | 5367.900 | 39.49 | 4.13 | 43.62 | -10.38 | 54.00 | 190 | 260 | Average |

Note:

1. " *", means this data is the worst emission level.
2. C.F (Correction Factor) = Antenna Factor (dB)+ Cable Loss (dB) – Preamplifier(dB).
3. Measurement (dBuV/m) = Reading(dBuV) + C.F (Correction Factor).
4. The emission levels of other frequencies are very lower than the limit and not show in test report.

| EUT | OHMNI TELEPRESENCE ROBOTS | Date of Test | 2020-05-13 |
|---|---|---|---|
| Factor | BBHA 9120D | Temp. / Humidity | 25°C /56% |
| Polarity | Vertical | Site / Test Engineer | AC1 / Kaunaz |
| Test Mode | 802.11n-40_TX_Band2_CH 62_ANT 0+1 | Test Voltage | AC 120V/60Hz |

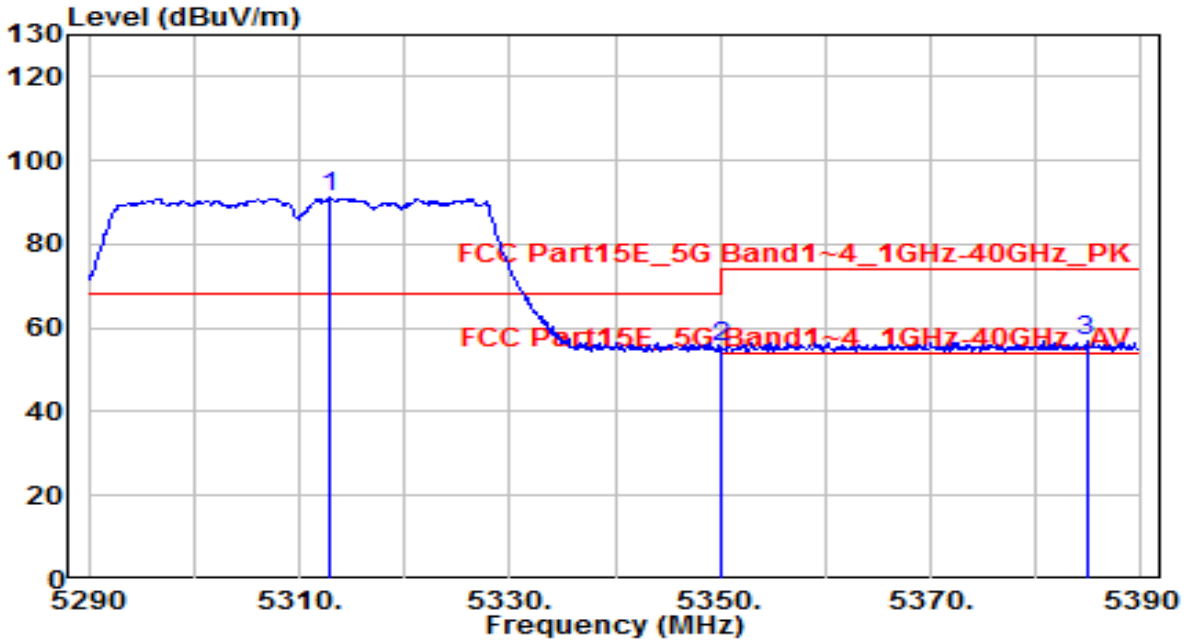


| No | | Frequency (MHz) | Reading (dBuV) | C.F (dB) | Measurement (dBuV/m) | Margin (dB) | Limit (dBuV/m) | Height (cm) | Angle (deg) | Remark (QP/PK/AV) |
|---|---|---|---|---|---|---|---|---|---|---|
| 1 | | 5312.900 | 87.00 | 4.08 | 91.07 | N/A | N/A | 145 | 250 | Peak |
| 2 | * | 5350.000 | 51.52 | 4.11 | 55.63 | -12.57 | 68.20 | 145 | 250 | Peak |
| 3 | | 5384.800 | 52.80 | 4.15 | 56.95 | -17.05 | 74.00 | 145 | 250 | Peak |

Note:

1. " *", means this data is the worst emission level.
2. C.F (Correction Factor) = Antenna Factor (dB)+ Cable Loss (dB) – Preamplifier(dB).
3. Measurement (dBuV/m) = Reading(dBuV) + C.F (Correction Factor).
4. The emission levels of other frequencies are very lower than the limit and not show in test report.

| EUT | OHMNI TELEPRESENCE ROBOTS | Date of Test | 2020-05-13 |
|---|---|---|---|
| Factor | BBHA 9120D | Temp. / Humidity | 25°C /56% |
| Polarity | Vertical | Site / Test Engineer | AC1 / Kaunaz |
| Test Mode | 802.11n-40_TX_Band2_CH 62_ANT 0+1 | Test Voltage | AC 120V/60Hz |

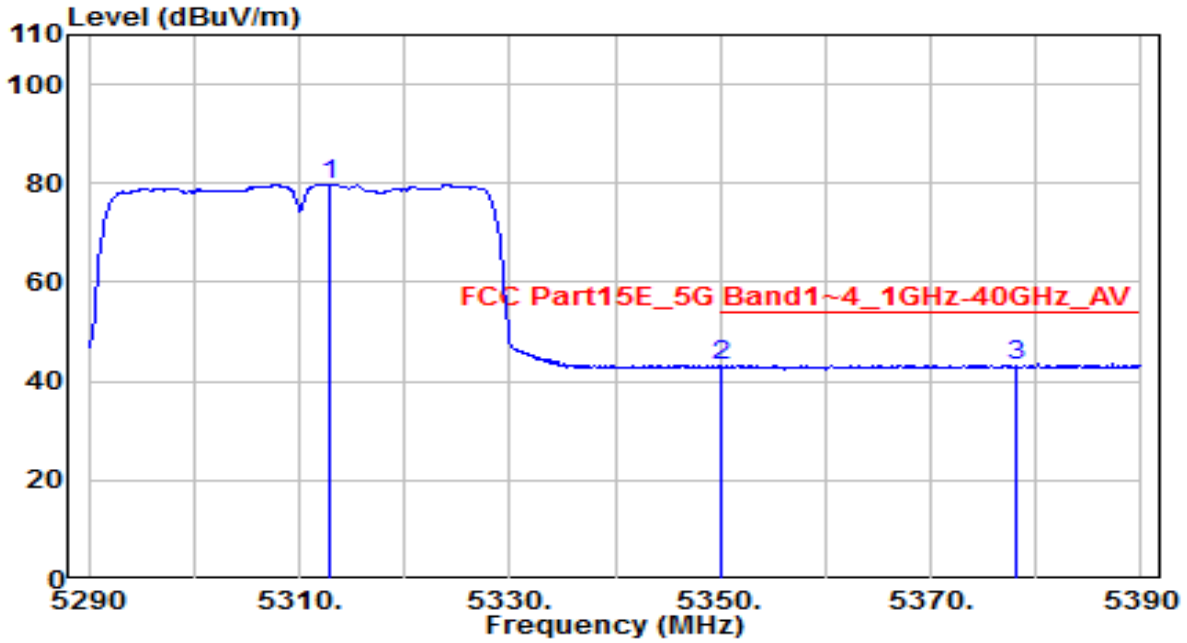


| No | | Frequency (MHz) | Reading (dBuV) | C.F (dB) | Measurement (dBuV/m) | Margin (dB) | Limit (dBuV/m) | Height (cm) | Angle (deg) | Remark (QP/PK/AV) |
|---|---|---|---|---|---|---|---|---|---|---|
| 1 | | 5312.800 | 75.79 | 4.08 | 79.86 | N/A | N/A | 145 | 250 | Average |
| 2 | | 5350.000 | 38.93 | 4.11 | 43.05 | -10.95 | 54.00 | 145 | 250 | Average |
| 3 | * | 5378.200 | 39.17 | 4.14 | 43.31 | -10.69 | 54.00 | 145 | 250 | Average |

Note:

1. " *", means this data is the worst emission level.
2. C.F (Correction Factor) = Antenna Factor (dB)+ Cable Loss (dB) – Preamplifier(dB).
3. Measurement (dBuV/m) = Reading(dBuV) + C.F (Correction Factor).
4. The emission levels of other frequencies are very lower than the limit and not show in test report.

| EUT | OHMNI TELEPRESENCE ROBOTS | Date of Test | 2020-05-13 |
|---|---|---|---|
| Factor | BBHA 9120D | Temp. / Humidity | 25°C /56% |
| Polarity | Horizontal | Site / Test Engineer | AC1 / Kaunaz |
| Test Mode | 802.11n-40_TX_Band3_CH 102_ANT 0+1 | Test Voltage | AC 120V/60Hz |

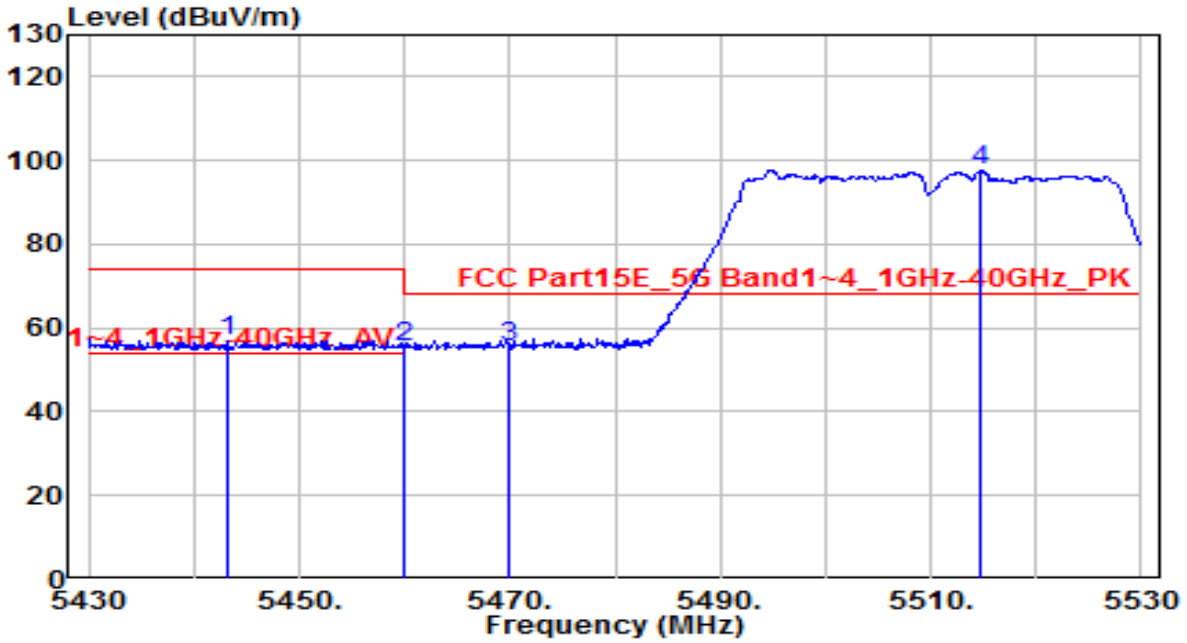


| No | | Frequency (MHz) | Reading (dBuV) | C.F (dB) | Measurement (dBuV/m) | Margin (dB) | Limit (dBuV/m) | Height (cm) | Angle (deg) | Remark (QP/PK/AV) |
|---|---|---|---|---|---|---|---|---|---|---|
| 1 | | 5443.200 | 52.45 | 4.21 | 56.66 | -17.34 | 74.00 | 175 | 265 | Peak |
| 2 | * | 5460.000 | 51.31 | 4.23 | 55.53 | -12.67 | 68.20 | 175 | 265 | Peak |
| 3 | | 5470.000 | 51.26 | 4.24 | 55.50 | -12.70 | 68.20 | 175 | 265 | Peak |
| 4 | | 5514.800 | 93.35 | 4.32 | 97.66 | N/A | N/A | 175 | 265 | Peak |

Note:

1. " *", means this data is the worst emission level.
2. C.F (Correction Factor) = Antenna Factor (dB)+ Cable Loss (dB) – Preamplifier(dB).
3. Measurement (dBuV/m) = Reading(dBuV) + C.F (Correction Factor).
4. The emission levels of other frequencies are very lower than the limit and not show in test report.

| EUT | OHMNI TELEPRESENCE ROBOTS | Date of Test | 2020-05-13 |
|---|---|---|---|
| Factor | BBHA 9120D | Temp. / Humidity | 25°C /56% |
| Polarity | Horizontal | Site / Test Engineer | AC1 / Kaunaz |
| Test Mode | 802.11n-40_TX_Band3_CH 102_ANT 0+1 | Test Voltage | AC 120V/60Hz |

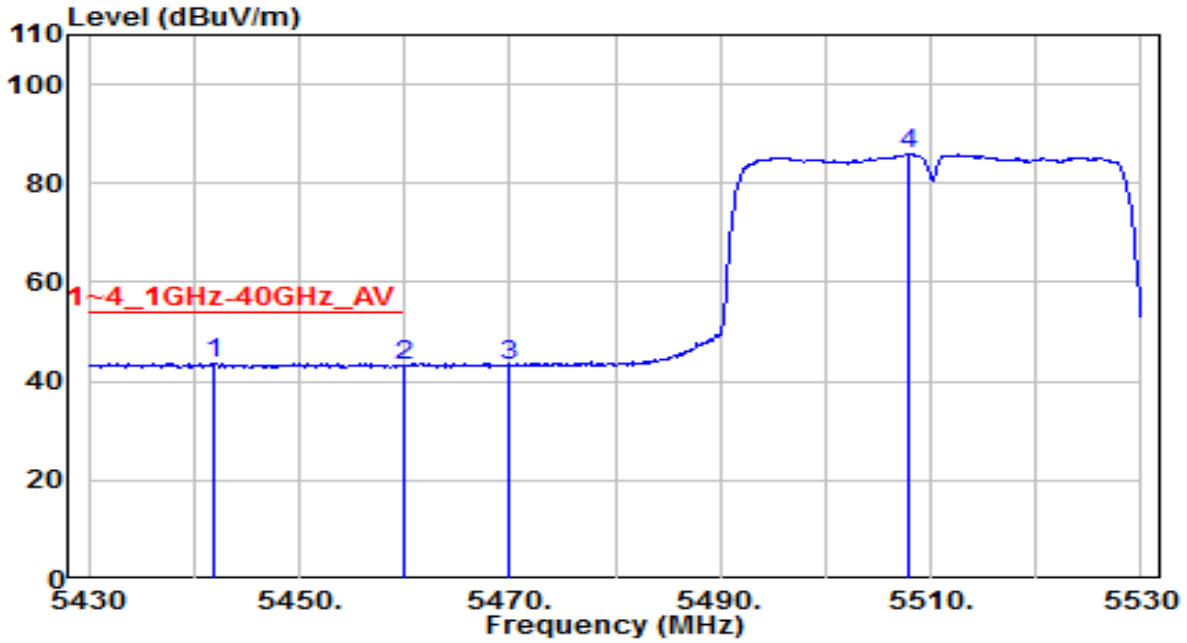


| No | | Frequency (MHz) | Reading (dBuV) | C.F (dB) | Measurement (dBuV/m) | Margin (dB) | Limit (dBuV/m) | Height (cm) | Angle (deg) | Remark (QP/PK/AV) |
|---|---|---|---|---|---|---|---|---|---|---|
| 1 | * | 5441.800 | 39.36 | 4.21 | 43.57 | -10.43 | 54.00 | 175 | 265 | Average |
| 2 | | 5460.000 | 39.02 | 4.23 | 43.25 | -10.75 | 54.00 | 175 | 265 | Average |
| 3 | | 5470.000 | 38.93 | 4.24 | 43.16 | N/A | N/A | 175 | 265 | Average |
| 4 | | 5508.000 | 81.79 | 4.30 | 86.08 | N/A | N/A | 175 | 265 | Average |

Note:

1. " *", means this data is the worst emission level.
2. C.F (Correction Factor) = Antenna Factor (dB)+ Cable Loss (dB) – Preamplifier(dB).
3. Measurement (dBuV/m) = Reading(dBuV) + C.F (Correction Factor).
4. The emission levels of other frequencies are very lower than the limit and not show in test report.

| EUT | OHMNI TELEPRESENCE ROBOTS | Date of Test | 2020-05-13 |
|---|---|---|---|
| Factor | BBHA 9120D | Temp. / Humidity | 25°C /56% |
| Polarity | Vertical | Site / Test Engineer | AC1 / Kaunaz |
| Test Mode | 802.11n-40_TX_Band3_CH 102_ANT 0+1 | Test Voltage | AC 120V/60Hz |

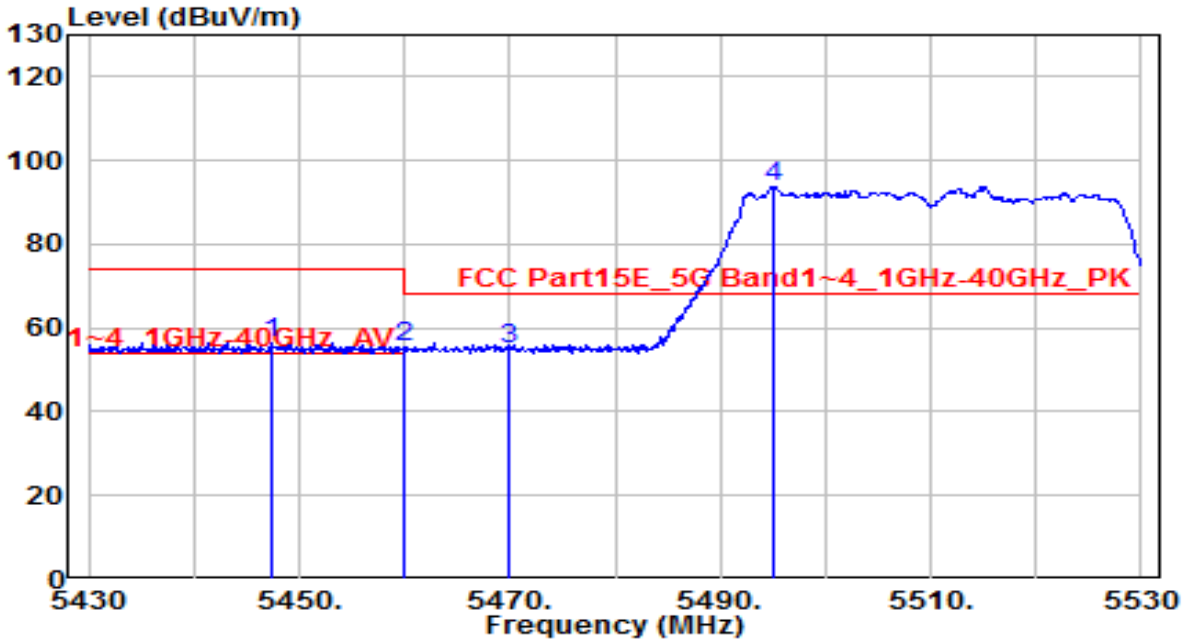


| No | | Frequency (MHz) | Reading (dBuV) | C.F (dB) | Measurement (dBuV/m) | Margin (dB) | Limit (dBuV/m) | Height (cm) | Angle (deg) | Remark (QP/PK/AV) |
|---|---|---|---|---|---|---|---|---|---|---|
| 1 | | 5447.300 | 52.27 | 4.22 | 56.49 | -17.51 | 74.00 | 155 | 255 | Peak |
| 2 | * | 5460.000 | 51.07 | 4.23 | 55.30 | -12.90 | 68.20 | 155 | 255 | Peak |
| 3 | | 5470.000 | 50.76 | 4.24 | 55.00 | -13.20 | 68.20 | 155 | 255 | Peak |
| 4 | | 5495.100 | 89.56 | 4.26 | 93.82 | N/A | N/A | 155 | 255 | Peak |

Note:

1. " *", means this data is the worst emission level.
2. C.F (Correction Factor) = Antenna Factor (dB)+ Cable Loss (dB) – Preamplifier(dB).
3. Measurement (dBuV/m) = Reading(dBuV) + C.F (Correction Factor).
4. The emission levels of other frequencies are very lower than the limit and not show in test report.

| EUT | OHMNI TELEPRESENCE ROBOTS | Date of Test | 2020-05-13 |
|---|---|---|---|
| Factor | BBHA 9120D | Temp. / Humidity | 25°C /56% |
| Polarity | Vertical | Site / Test Engineer | AC1 / Kaunaz |
| Test Mode | 802.11n-40_TX_Band3_CH 102_ANT 0+1 | Test Voltage | AC 120V/60Hz |

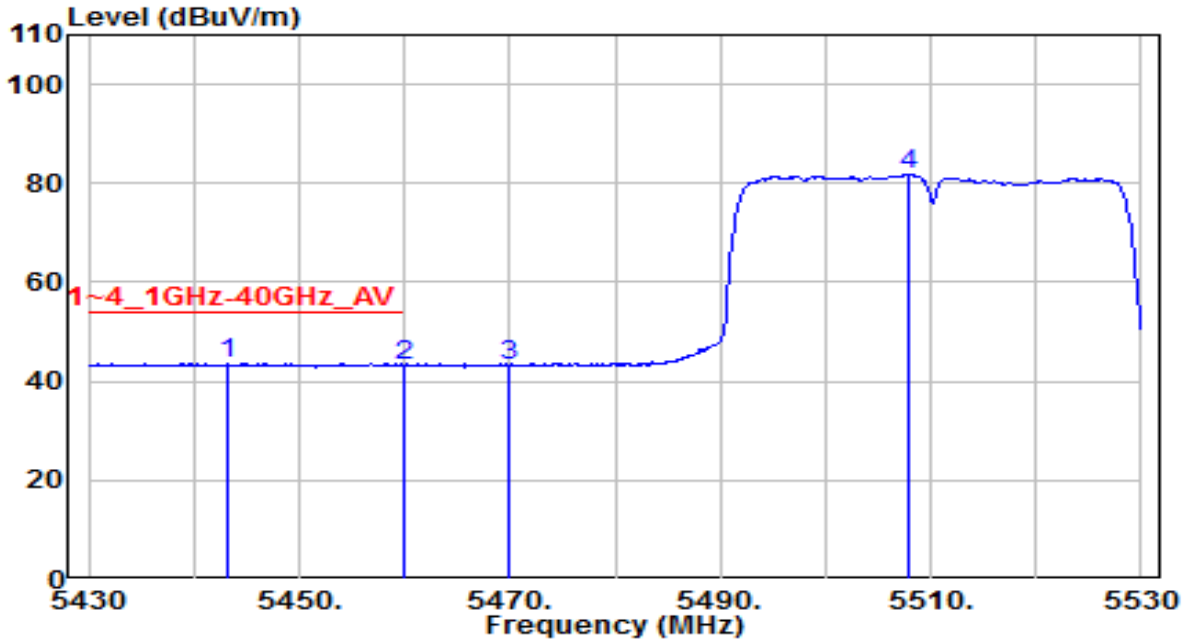


| No | | Frequency (MHz) | Reading (dBuV) | C.F (dB) | Measurement (dBuV/m) | Margin (dB) | Limit (dBuV/m) | Height (cm) | Angle (deg) | Remark (QP/PK/AV) |
|---|---|---|---|---|---|---|---|---|---|---|
| 1 | * | 5443.100 | 39.47 | 4.21 | 43.68 | -10.32 | 54.00 | 155 | 255 | Average |
| 2 | | 5460.000 | 39.11 | 4.23 | 43.34 | -10.66 | 54.00 | 155 | 255 | Average |
| 3 | | 5470.000 | 39.11 | 4.24 | 43.35 | N/A | N/A | 155 | 255 | Average |
| 4 | | 5507.800 | 77.57 | 4.30 | 81.86 | N/A | N/A | 155 | 255 | Average |

Note:

1. " *", means this data is the worst emission level.
2. C.F (Correction Factor) = Antenna Factor (dB)+ Cable Loss (dB) – Preamplifier(dB).
3. Measurement (dBuV/m) = Reading(dBuV) + C.F (Correction Factor).
4. The emission levels of other frequencies are very lower than the limit and not show in test report.

| EUT | OHMNI TELEPRESENCE ROBOTS | Date of Test | 2020-05-13 |
|---|---|---|---|
| Factor | BBHA 9120D | Temp. / Humidity | 25°C /56% |
| Polarity | Horizontal | Site / Test Engineer | AC1 / Kaunaz |
| Test Mode | 802.11n-40_TX_Band3_CH 134_ANT 0+1 | Test Voltage | AC 120V/60Hz |

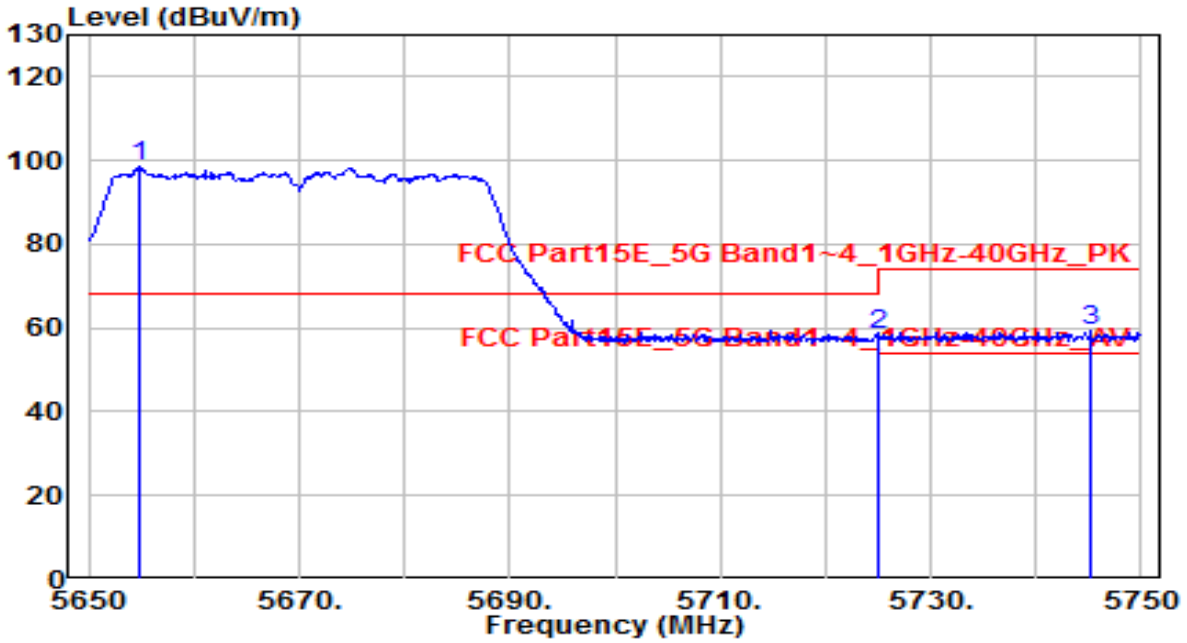


| No | | Frequency (MHz) | Reading (dBuV) | C.F (dB) | Measurement (dBuV/m) | Margin (dB) | Limit (dBuV/m) | Height (cm) | Angle (deg) | Remark (QP/PK/AV) |
|---|---|---|---|---|---|---|---|---|---|---|
| 1 | | 5654.700 | 93.60 | 4.77 | 98.37 | N/A | N/A | 160 | 265 | Peak |
| 2 | * | 5725.000 | 53.22 | 5.00 | 58.22 | -9.98 | 68.20 | 160 | 265 | Peak |
| 3 | | 5745.200 | 54.21 | 5.06 | 59.28 | -14.72 | 74.00 | 160 | 265 | Peak |

Note:

1. " *", means this data is the worst emission level.
2. C.F (Correction Factor) = Antenna Factor (dB)+ Cable Loss (dB) – Preamplifier(dB).
3. Measurement (dBuV/m) = Reading(dBuV) + C.F (Correction Factor).
4. The emission levels of other frequencies are very lower than the limit and not show in test report.

| EUT | OHMNI TELEPRESENCE ROBOTS | Date of Test | 2020-05-13 |
|---|---|---|---|
| Factor | BBHA 9120D | Temp. / Humidity | 25°C /56% |
| Polarity | Horizontal | Site / Test Engineer | AC1 / Kaunaz |
| Test Mode | 802.11n-40_TX_Band3_CH 134_ANT 0+1 | Test Voltage | AC 120V/60Hz |

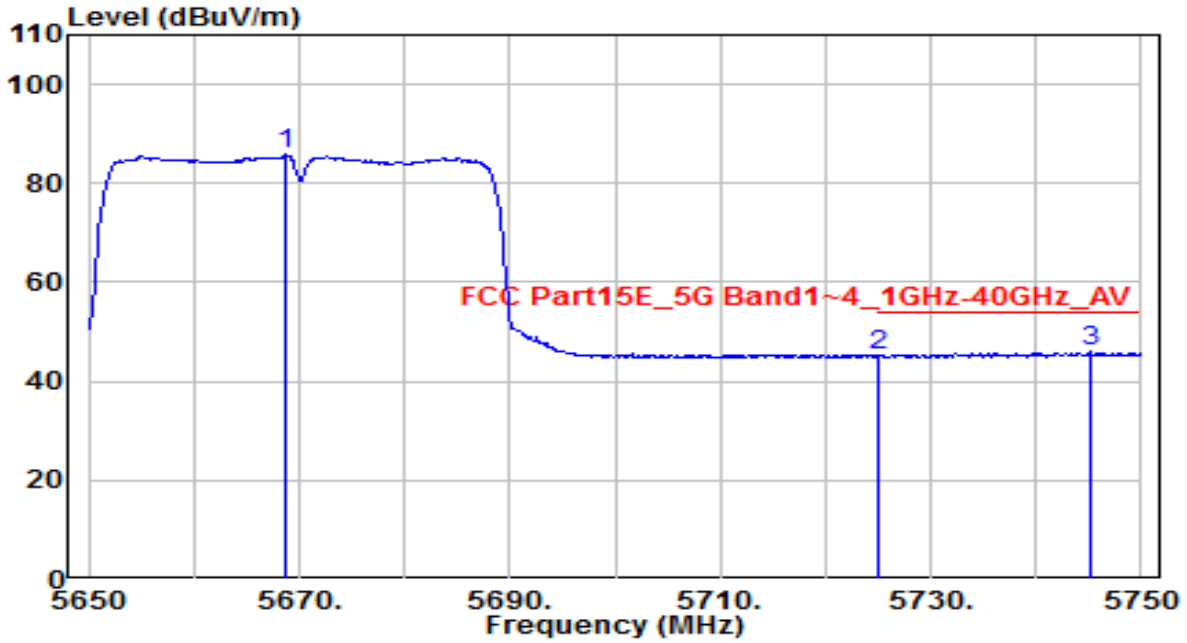


| No | | Frequency (MHz) | Reading (dBuV) | C.F (dB) | Measurement (dBuV/m) | Margin (dB) | Limit (dBuV/m) | Height (cm) | Angle (deg) | Remark (QP/PK/AV) |
|---|---|---|---|---|---|---|---|---|---|---|
| 1 | | 5668.800 | 81.01 | 4.82 | 85.82 | N/A | N/A | 160 | 265 | Average |
| 2 | | 5725.000 | 40.04 | 5.00 | 45.04 | -8.96 | 54.00 | 160 | 265 | Average |
| 3 | * | 5745.100 | 40.88 | 5.06 | 45.95 | -8.05 | 54.00 | 160 | 265 | Average |

Note:

1. " *", means this data is the worst emission level.
2. C.F (Correction Factor) = Antenna Factor (dB)+ Cable Loss (dB) – Preamplifier(dB).
3. Measurement (dBuV/m) = Reading(dBuV) + C.F (Correction Factor).
4. The emission levels of other frequencies are very lower than the limit and not show in test report.

| EUT | OHMNI TELEPRESENCE ROBOTS | Date of Test | 2020-05-13 |
|---|---|---|---|
| Factor | BBHA 9120D | Temp. / Humidity | 25°C /56% |
| Polarity | Vertical | Site / Test Engineer | AC1 / Kaunaz |
| Test Mode | 802.11n-40_TX_Band3_CH 134_ANT 0+1 | Test Voltage | AC 120V/60Hz |

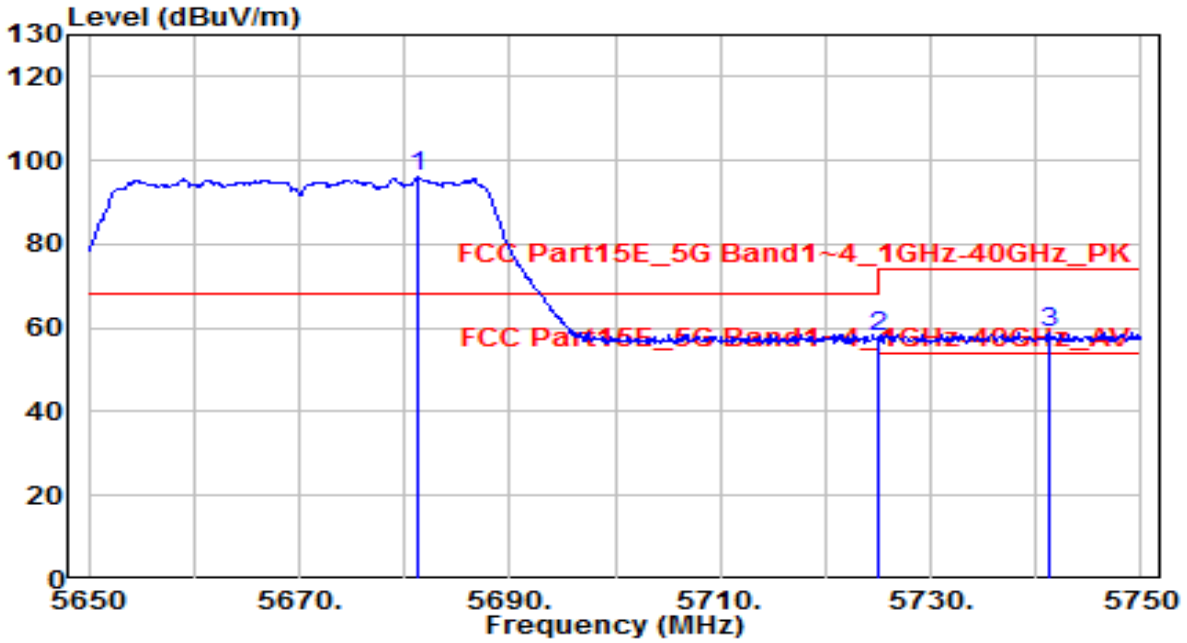


| No | | Frequency (MHz) | Reading (dBuV) | C.F (dB) | Measurement (dBuV/m) | Margin (dB) | Limit (dBuV/m) | Height (cm) | Angle (deg) | Remark (QP/PK/AV) |
|---|---|---|---|---|---|---|---|---|---|---|
| 1 | | 5681.300 | 91.12 | 4.86 | 95.97 | N/A | N/A | 270 | 335 | Peak |
| 2 | * | 5725.000 | 52.83 | 5.00 | 57.83 | -10.37 | 68.20 | 270 | 335 | Peak |
| 3 | | 5741.300 | 53.67 | 5.05 | 58.72 | -15.28 | 74.00 | 270 | 335 | Peak |

Note:

1. " *", means this data is the worst emission level.
2. C.F (Correction Factor) = Antenna Factor (dB)+ Cable Loss (dB) – Preamplifier(dB).
3. Measurement (dBuV/m) = Reading(dBuV) + C.F (Correction Factor).
4. The emission levels of other frequencies are very lower than the limit and not show in test report.

| EUT | OHMNI TELEPRESENCE ROBOTS | Date of Test | 2020-05-13 |
|---|---|---|---|
| Factor | BBHA 9120D | Temp. / Humidity | 25°C /56% |
| Polarity | Vertical | Site / Test Engineer | AC1 / Kaunaz |
| Test Mode | 802.11n-40_TX_Band3_CH 134_ANT 0+1 | Test Voltage | AC 120V/60Hz |

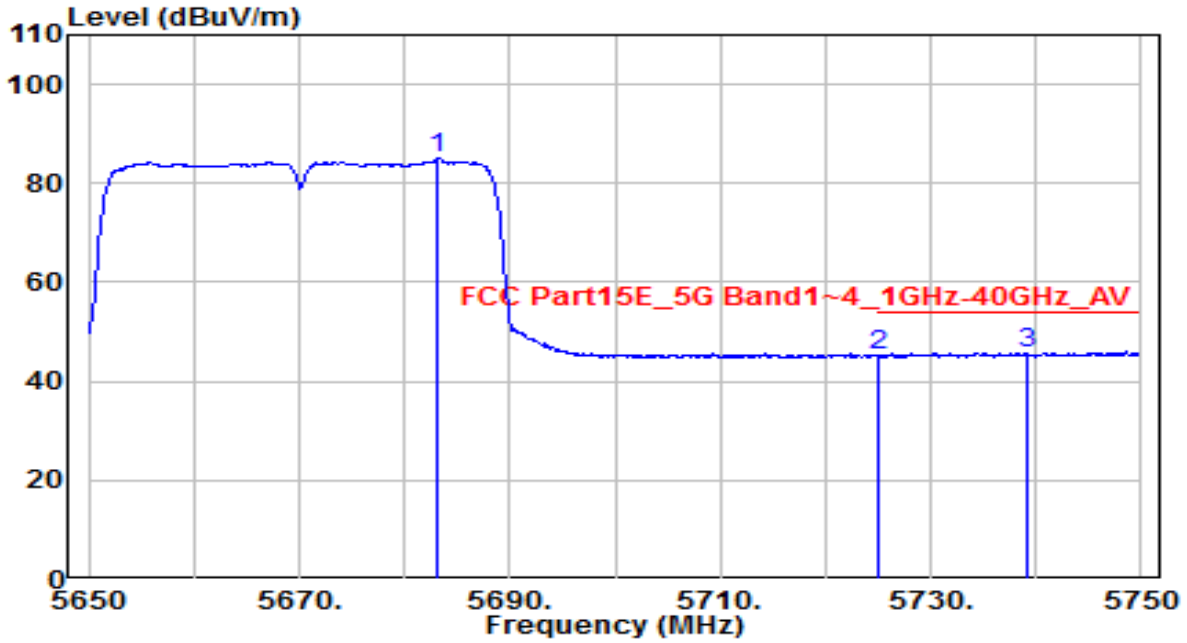


| No | | Frequency (MHz) | Reading (dBuV) | C.F (dB) | Measurement (dBuV/m) | Margin (dB) | Limit (dBuV/m) | Height (cm) | Angle (deg) | Remark (QP/PK/AV) |
|---|---|---|---|---|---|---|---|---|---|---|
| 1 | | 5683.100 | 80.11 | 4.86 | 84.97 | N/A | N/A | 270 | 335 | Average |
| 2 | | 5725.000 | 40.22 | 5.00 | 45.22 | -8.78 | 54.00 | 270 | 335 | Average |
| 3 | * | 5739.200 | 40.79 | 5.05 | 45.83 | -8.17 | 54.00 | 270 | 335 | Average |

Note:

1. " *", means this data is the worst emission level.
2. C.F (Correction Factor) = Antenna Factor (dB)+ Cable Loss (dB) – Preamplifier(dB).
3. Measurement (dBuV/m) = Reading(dBuV) + C.F (Correction Factor).
4. The emission levels of other frequencies are very lower than the limit and not show in test report.

| EUT | OHMNI TELEPRESENCE ROBOTS | Date of Test | 2020-05-13 |
|---|---|---|---|
| Factor | BBHA 9120D | Temp. / Humidity | 25°C /56% |
| Polarity | Horizontal | Site / Test Engineer | AC1 / Kaunaz |
| Test Mode | 802.11n-40_TX_Band4_CH 151_ANT 0+1 | Test Voltage | AC 120V/60Hz |

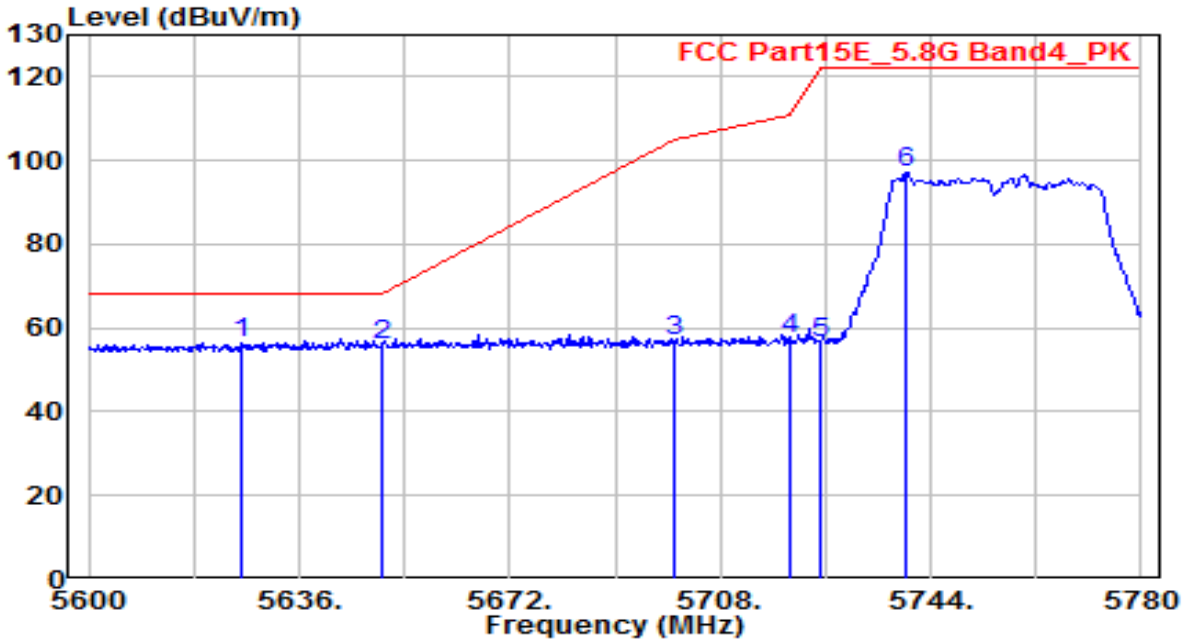


| No | | Frequency (MHz) | Reading (dBuV) | C.F (dB) | Measurement (dBuV/m) | Margin (dB) | Limit (dBuV/m) | Height (cm) | Angle (deg) | Remark (QP/PK/AV) |
|---|---|---|---|---|---|---|---|---|---|---|
| 1 | * | 5625.920 | 51.61 | 4.68 | 56.29 | -11.91 | 68.20 | 160 | 265 | Peak |
| 2 | | 5650.000 | 51.23 | 4.76 | 55.99 | -12.21 | 68.20 | 160 | 265 | Peak |
| 3 | | 5700.000 | 52.04 | 4.92 | 56.96 | -48.24 | 105.20 | 160 | 265 | Peak |
| 4 | | 5720.000 | 52.46 | 4.98 | 57.44 | -53.36 | 110.80 | 160 | 265 | Peak |
| 5 | | 5725.000 | 51.39 | 5.00 | 56.39 | -65.81 | 122.20 | 160 | 265 | Peak |
| 6 | | 5739.860 | 91.89 | 5.05 | 96.94 | -25.26 | 122.20 | 160 | 265 | Peak |

Note:

1. " *", means this data is the worst emission level.
2. C.F (Correction Factor) = Antenna Factor (dB)+ Cable Loss (dB) – Preamplifier(dB).
3. Measurement (dBuV/m) = Reading(dBuV) + C.F (Correction Factor).
4. The emission levels of other frequencies are very lower than the limit and not show in test report.

| EUT | OHMNI TELEPRESENCE ROBOTS | Date of Test | 2020-05-13 |
|---|---|---|---|
| Factor | BBHA 9120D | Temp. / Humidity | 25°C /56% |
| Polarity | Vertical | Site / Test Engineer | AC1 / Kaunaz |
| Test Mode | 802.11n-40_TX_Band4_CH 151_ANT 0+1 | Test Voltage | AC 120V/60Hz |

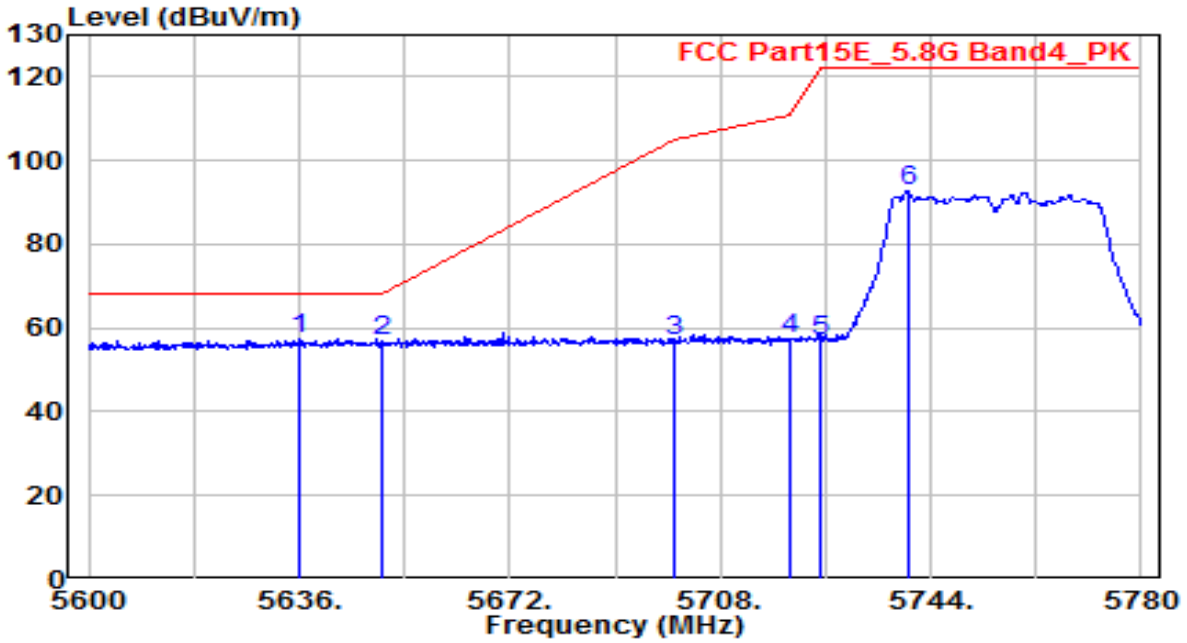


| No | | Frequency (MHz) | Reading (dBuV) | C.F (dB) | Measurement (dBuV/m) | Margin (dB) | Limit (dBuV/m) | Height (cm) | Angle (deg) | Remark (QP/PK/AV) |
|---|---|---|---|---|---|---|---|---|---|---|
| 1 | * | 5636.000 | 52.55 | 4.71 | 57.26 | -10.94 | 68.20 | 170 | 200 | Peak |
| 2 | | 5650.000 | 52.19 | 4.76 | 56.95 | -11.25 | 68.20 | 170 | 200 | Peak |
| 3 | | 5700.000 | 52.01 | 4.92 | 56.92 | -48.28 | 105.20 | 170 | 200 | Peak |
| 4 | | 5720.000 | 52.50 | 4.98 | 57.48 | -53.32 | 110.80 | 170 | 200 | Peak |
| 5 | | 5725.000 | 52.12 | 5.00 | 57.11 | -65.09 | 122.20 | 170 | 200 | Peak |
| 6 | | 5740.220 | 87.61 | 5.05 | 92.65 | -29.55 | 122.20 | 170 | 200 | Peak |

Note:

1. " *", means this data is the worst emission level.
2. C.F (Correction Factor) = Antenna Factor (dB)+ Cable Loss (dB) – Preamplifier(dB).
3. Measurement (dBuV/m) = Reading(dBuV) + C.F (Correction Factor).
4. The emission levels of other frequencies are very lower than the limit and not show in test report.

| EUT | OHMNI TELEPRESENCE ROBOTS | Date of Test | 2020-05-13 |
|---|---|---|---|
| Factor | BBHA 9120D | Temp. / Humidity | 25°C /56% |
| Polarity | Horizontal | Site / Test Engineer | AC1 / Kaunaz |
| Test Mode | 802.11n-40_TX_Band4_CH 159_ANT 0+1 | Test Voltage | AC 120V/60Hz |

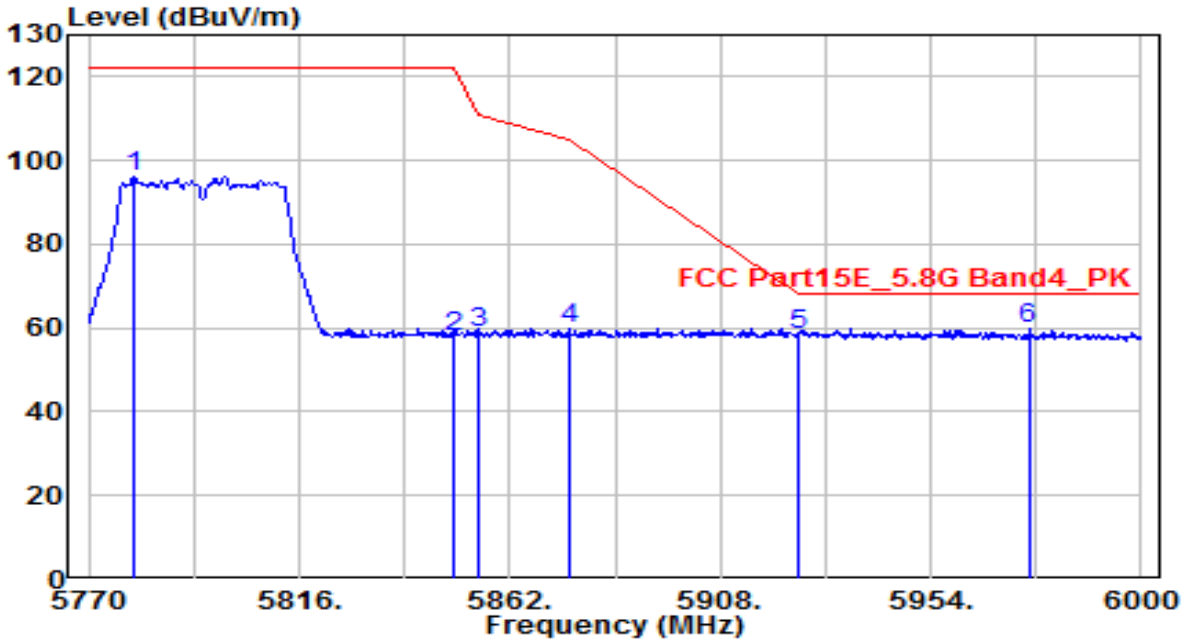


| No | | Frequency (MHz) | Reading (dBuV) | C.F (dB) | Measurement (dBuV/m) | Margin (dB) | Limit (dBuV/m) | Height (cm) | Angle (deg) | Remark (QP/PK/AV) |
|---|---|---|---|---|---|---|---|---|---|---|
| 1 | | 5779.890 | 91.11 | 5.18 | 96.28 | -25.92 | 122.20 | 150 | 265 | Peak |
| 2 | | 5850.000 | 52.60 | 5.40 | 58.00 | -64.20 | 122.20 | 150 | 265 | Peak |
| 3 | | 5855.000 | 53.59 | 5.42 | 59.01 | -51.79 | 110.80 | 150 | 265 | Peak |
| 4 | | 5875.000 | 54.35 | 5.49 | 59.83 | -45.37 | 105.20 | 150 | 265 | Peak |
| 5 | | 5925.000 | 52.93 | 5.65 | 58.58 | -9.62 | 68.20 | 150 | 265 | Peak |
| 6 | * | 5975.390 | 53.81 | 5.81 | 59.62 | -8.58 | 68.20 | 150 | 265 | Peak |

Note:

1. " *", means this data is the worst emission level.
2. C.F (Correction Factor) = Antenna Factor (dB)+ Cable Loss (dB) – Preamplifier(dB).
3. Measurement (dBuV/m) = Reading(dBuV) + C.F (Correction Factor).
4. The emission levels of other frequencies are very lower than the limit and not show in test report.

| EUT | OHMNI TELEPRESENCE ROBOTS | Date of Test | 2020-05-13 |
|---|---|---|---|
| Factor | BBHA 9120D | Temp. / Humidity | 25°C /56% |
| Polarity | Vertical | Site / Test Engineer | AC1 / Kaunaz |
| Test Mode | 802.11n-40_TX_Band4_CH 159_ANT 0+1 | Test Voltage | AC 120V/60Hz |

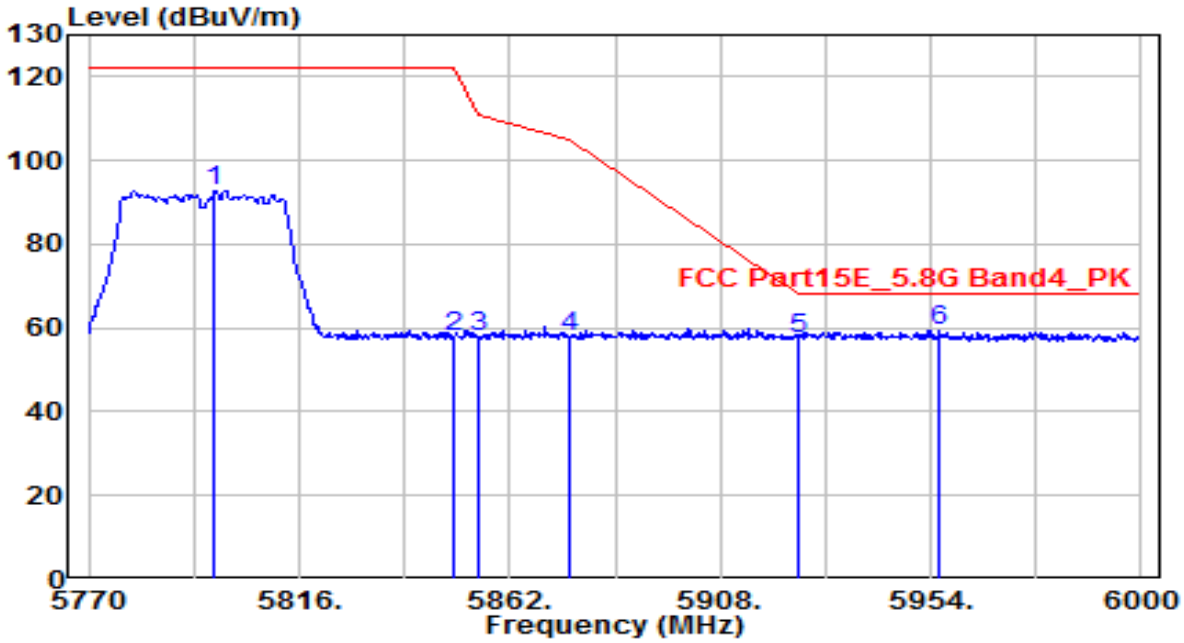


| No | | Frequency (MHz) | Reading (dBuV) | C.F (dB) | Measurement (dBuV/m) | Margin (dB) | Limit (dBuV/m) | Height (cm) | Angle (deg) | Remark (QP/PK/AV) |
|---|---|---|---|---|---|---|---|---|---|---|
| 1 | | 5797.600 | 87.72 | 5.23 | 92.96 | -29.24 | 122.20 | 175 | 200 | Peak |
| 2 | | 5850.000 | 52.26 | 5.40 | 57.66 | -64.54 | 122.20 | 175 | 200 | Peak |
| 3 | | 5855.000 | 52.47 | 5.42 | 57.89 | -52.91 | 110.80 | 175 | 200 | Peak |
| 4 | | 5875.000 | 52.61 | 5.49 | 58.09 | -47.11 | 105.20 | 175 | 200 | Peak |
| 5 | | 5925.000 | 51.80 | 5.65 | 57.44 | -10.76 | 68.20 | 175 | 200 | Peak |
| 6 | * | 5956.070 | 53.81 | 5.75 | 59.56 | -8.64 | 68.20 | 175 | 200 | Peak |

Note:

1. " *", means this data is the worst emission level.
2. C.F (Correction Factor) = Antenna Factor (dB)+ Cable Loss (dB) – Preamplifier(dB).
3. Measurement (dBuV/m) = Reading(dBuV) + C.F (Correction Factor).
4. The emission levels of other frequencies are very lower than the limit and not show in test report.

| EUT | OHMNI TELEPRESENCE ROBOTS | Date of Test | 2020-05-13 |
|---|---|---|---|
| Factor | BBHA 9120D | Temp. / Humidity | 25°C /56% |
| Polarity | Horizontal | Site / Test Engineer | AC1 / Kaunaz |
| Test Mode | 802.11ac-80_TX_Band1_CH 42_ANT 0+1 | Test Voltage | AC 120V/60Hz |

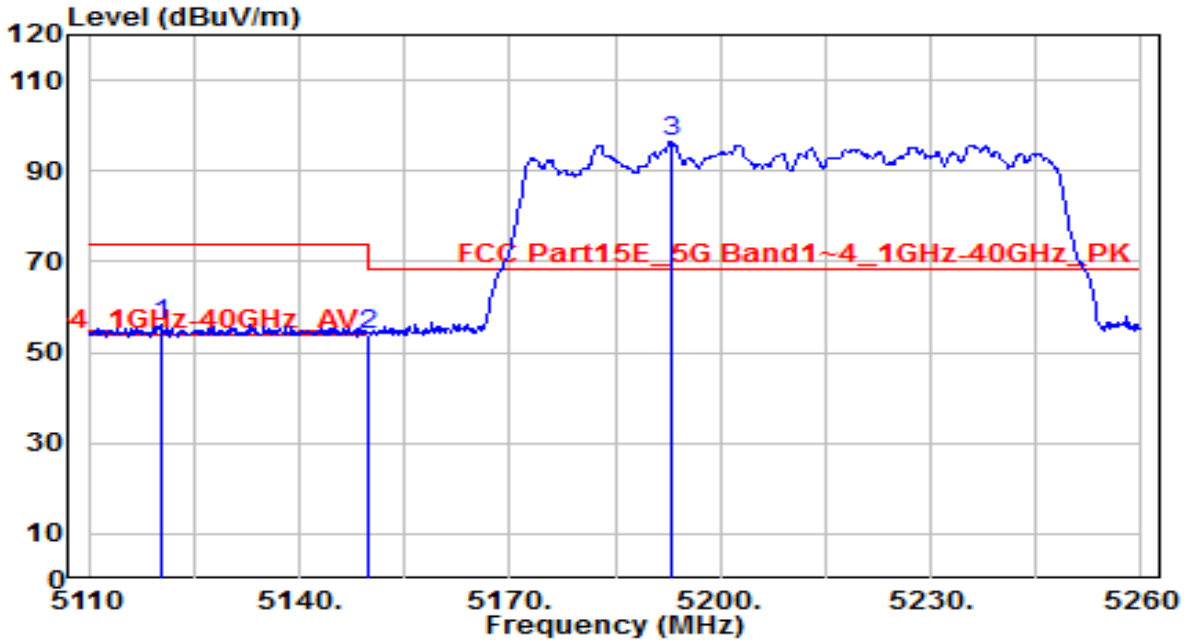


| No | | Frequency (MHz) | Reading (dBuV) | C.F (dB) | Measurement (dBuV/m) | Margin (dB) | Limit (dBuV/m) | Height (cm) | Angle (deg) | Remark (QP/PK/AV) |
|---|---|---|---|---|---|---|---|---|---|---|
| 1 | | 5120.350 | 52.25 | 3.88 | 56.13 | -17.87 | 74.00 | 185 | 260 | Peak |
| 2 | * | 5150.000 | 49.93 | 3.91 | 53.84 | -14.36 | 68.20 | 185 | 260 | Peak |
| 3 | | 5192.950 | 92.39 | 3.95 | 96.34 | N/A | N/A | 185 | 260 | Peak |

Note:

1. " *", means this data is the worst emission level.
2. C.F (Correction Factor) = Antenna Factor (dB)+ Cable Loss (dB) – Preamplifier(dB).
3. Measurement (dBuV/m) = Reading(dBuV) + C.F (Correction Factor).
4. The emission levels of other frequencies are very lower than the limit and not show in test report.

| EUT | OHMNI TELEPRESENCE ROBOTS | Date of Test | 2020-05-13 |
|---|---|---|---|
| Factor | BBHA 9120D | Temp. / Humidity | 25°C /56% |
| Polarity | Horizontal | Site / Test Engineer | AC1 / Kaunaz |
| Test Mode | 802.11ac-80_TX_Band1_CH 42_ANT 0+1 | Test Voltage | AC 120V/60Hz |

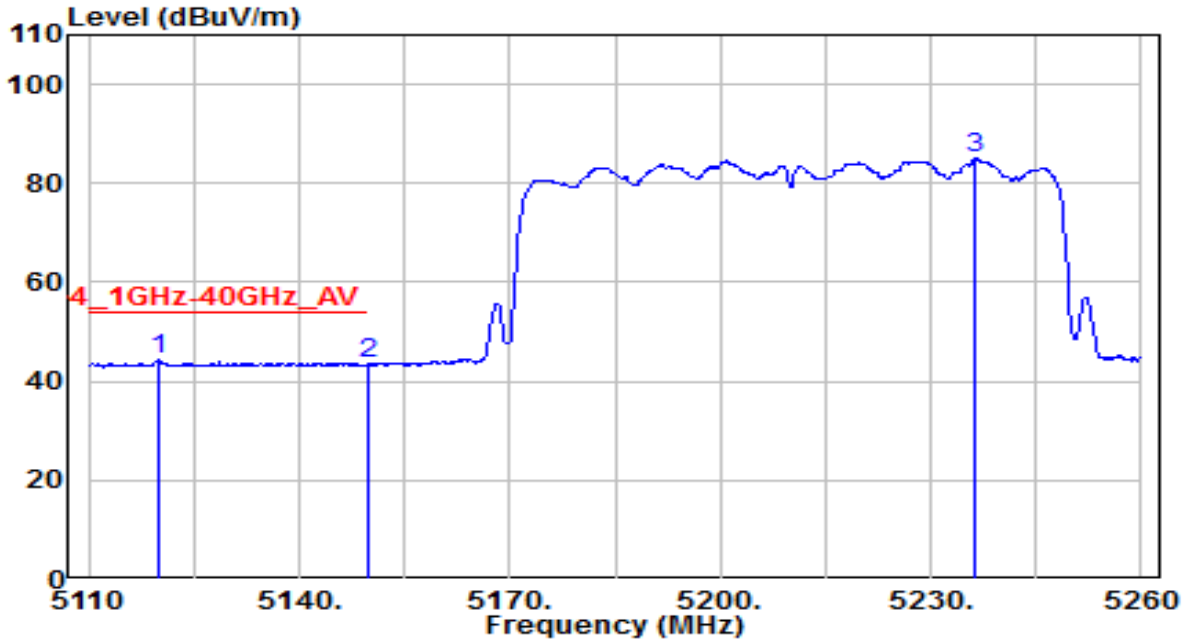


| No | | Frequency (MHz) | Reading (dBuV) | C.F (dB) | Measurement (dBuV/m) | Margin (dB) | Limit (dBuV/m) | Height (cm) | Angle (deg) | Remark (QP/PK/AV) |
|---|---|---|---|---|---|---|---|---|---|---|
| 1 | * | 5119.900 | 40.74 | 3.87 | 44.61 | -9.39 | 54.00 | 185 | 260 | Average |
| 2 | | 5150.000 | 39.74 | 3.91 | 43.65 | -10.35 | 54.00 | 185 | 260 | Average |
| 3 | | 5236.450 | 81.23 | 4.00 | 85.23 | N/A | N/A | 185 | 260 | Average |

Note:

1. " *", means this data is the worst emission level.
2. C.F (Correction Factor) = Antenna Factor (dB)+ Cable Loss (dB) – Preamplifier(dB).
3. Measurement (dBuV/m) = Reading(dBuV) + C.F (Correction Factor).
4. The emission levels of other frequencies are very lower than the limit and not show in test report.

| EUT | OHMNI TELEPRESENCE ROBOTS | Date of Test | 2020-05-13 |
|---|---|---|---|
| Factor | BBHA 9120D | Temp. / Humidity | 25°C /56% |
| Polarity | Vertical | Site / Test Engineer | AC1 / Kaunaz |
| Test Mode | 802.11ac-80_TX_Band1_CH 42_ANT 0+1 | Test Voltage | AC 120V/60Hz |

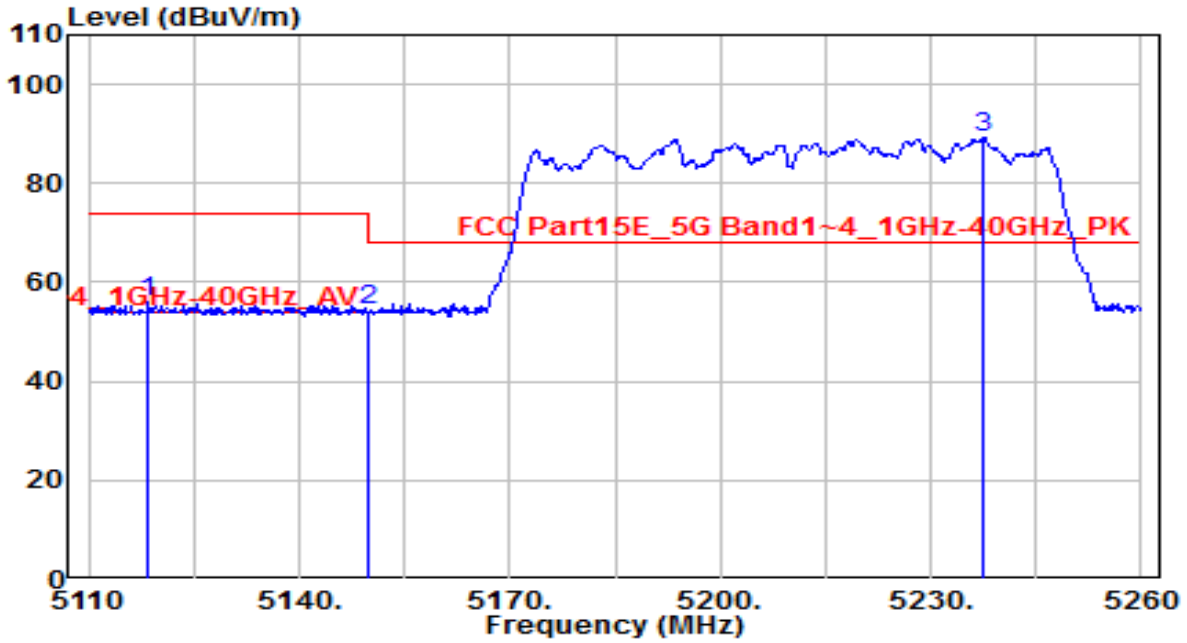


| No | | Frequency (MHz) | Reading (dBuV) | C.F (dB) | Measurement (dBuV/m) | Margin (dB) | Limit (dBuV/m) | Height (cm) | Angle (deg) | Remark (QP/PK/AV) |
|---|---|---|---|---|---|---|---|---|---|---|
| 1 | | 5118.400 | 52.16 | 3.87 | 56.03 | -17.97 | 74.00 | 215 | 280 | Peak |
| 2 | * | 5150.000 | 50.54 | 3.91 | 54.45 | -13.75 | 68.20 | 215 | 280 | Peak |
| 3 | | 5237.650 | 85.39 | 4.00 | 89.39 | N/A | N/A | 215 | 280 | Peak |

Note:

1. " *", means this data is the worst emission level.
2. C.F (Correction Factor) = Antenna Factor (dB)+ Cable Loss (dB) – Preamplifier(dB).
3. Measurement (dBuV/m) = Reading(dBuV) + C.F (Correction Factor).
4. The emission levels of other frequencies are very lower than the limit and not show in test report.

| EUT | OHMNI TELEPRESENCE ROBOTS | Date of Test | 2020-05-13 |
|---|---|---|---|
| Factor | BBHA 9120D | Temp. / Humidity | 25°C /56% |
| Polarity | Vertical | Site / Test Engineer | AC1 / Kaunaz |
| Test Mode | 802.11ac-80_TX_Band1_CH 42_ANT 0+1 | Test Voltage | AC 120V/60Hz |

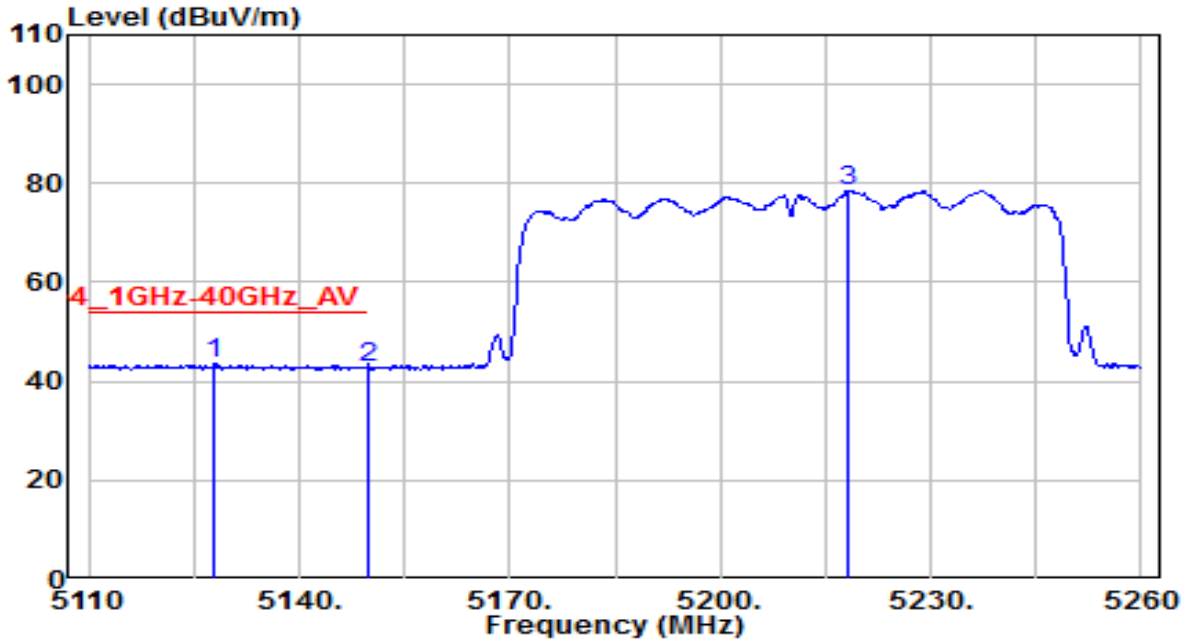


| No | | Frequency (MHz) | Reading (dBuV) | C.F (dB) | Measurement (dBuV/m) | Margin (dB) | Limit (dBuV/m) | Height (cm) | Angle (deg) | Remark (QP/PK/AV) |
|---|---|---|---|---|---|---|---|---|---|---|
| 1 | * | 5128.000 | 39.50 | 3.88 | 43.39 | -10.61 | 54.00 | 215 | 280 | Average |
| 2 | | 5150.000 | 38.70 | 3.91 | 42.60 | -11.40 | 54.00 | 215 | 280 | Average |
| 3 | | 5218.150 | 74.59 | 3.98 | 78.56 | N/A | N/A | 215 | 280 | Average |

Note:

1. " *", means this data is the worst emission level.
2. C.F (Correction Factor) = Antenna Factor (dB)+ Cable Loss (dB) – Preamplifier(dB).
3. Measurement (dBuV/m) = Reading(dBuV) + C.F (Correction Factor).
4. The emission levels of other frequencies are very lower than the limit and not show in test report.

| EUT | OHMNI TELEPRESENCE ROBOTS | Date of Test | 2020-05-13 |
|---|---|---|---|
| Factor | BBHA 9120D | Temp. / Humidity | 25°C /56% |
| Polarity | Horizontal | Site / Test Engineer | AC1 / Kaunaz |
| Test Mode | 802.11ac-80_TX_Band2_CH 58_ANT 0+1 | Test Voltage | AC 120V/60Hz |

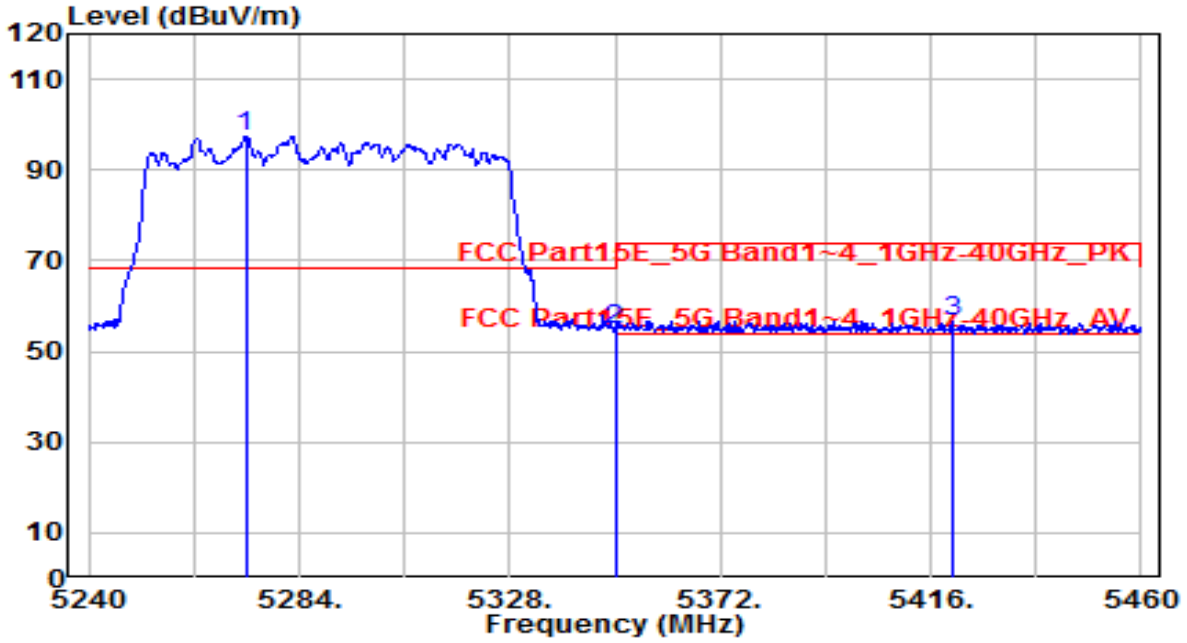


| No | | Frequency (MHz) | Reading (dBuV) | C.F (dB) | Measurement (dBuV/m) | Margin (dB) | Limit (dBuV/m) | Height (cm) | Angle (deg) | Remark (QP/PK/AV) |
|---|---|---|---|---|---|---|---|---|---|---|
| 1 | | 5272.780 | 93.54 | 4.03 | 97.57 | N/A | N/A | 175 | 260 | Peak |
| 2 | * | 5350.000 | 50.90 | 4.11 | 55.01 | -13.19 | 68.20 | 175 | 260 | Peak |
| 3 | | 5420.400 | 52.49 | 4.19 | 56.68 | -17.32 | 74.00 | 175 | 260 | Peak |

Note:

1. " *", means this data is the worst emission level.
2. C.F (Correction Factor) = Antenna Factor (dB)+ Cable Loss (dB) – Preamplifier(dB).
3. Measurement (dBuV/m) = Reading(dBuV) + C.F (Correction Factor).
4. The emission levels of other frequencies are very lower than the limit and not show in test report.

| EUT | OHMNI TELEPRESENCE ROBOTS | Date of Test | 2020-05-13 |
|---|---|---|---|
| Factor | BBHA 9120D | Temp. / Humidity | 25°C /56% |
| Polarity | Horizontal | Site / Test Engineer | AC1 / Kaunaz |
| Test Mode | 802.11ac-80_TX_Band2_CH 58_ANT 0+1 | Test Voltage | AC 120V/60Hz |

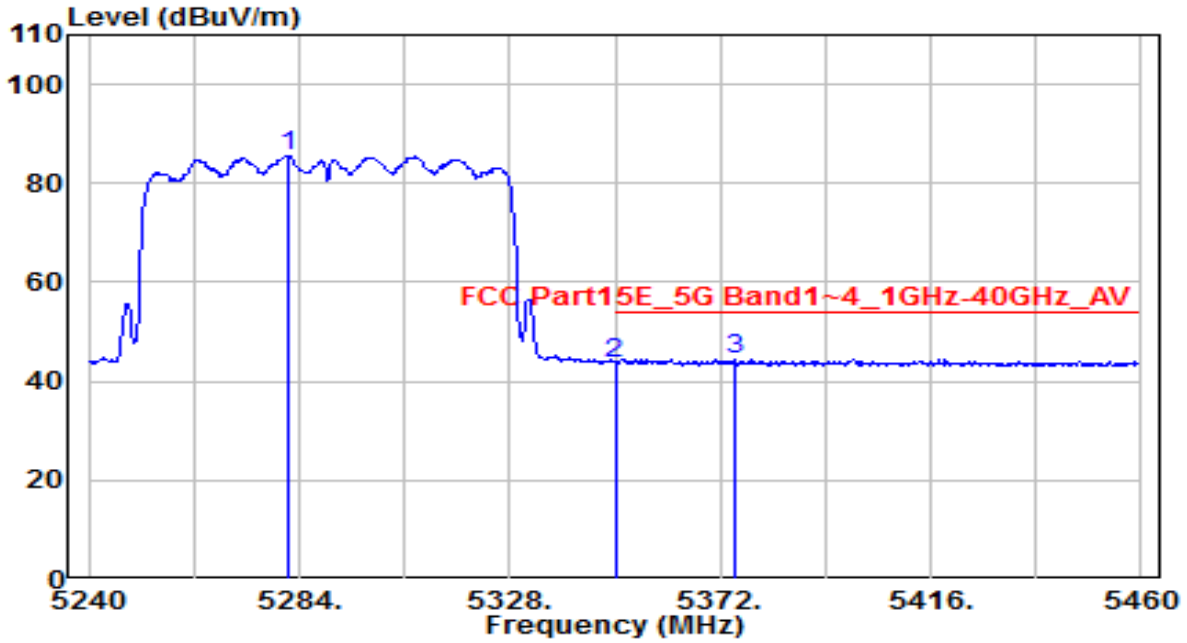


| No | | Frequency (MHz) | Reading (dBuV) | C.F (dB) | Measurement (dBuV/m) | Margin (dB) | Limit (dBuV/m) | Height (cm) | Angle (deg) | Remark (QP/PK/AV) |
|---|---|---|---|---|---|---|---|---|---|---|
| 1 | | 5281.580 | 81.63 | 4.04 | 85.68 | N/A | N/A | 175 | 260 | Average |
| 2 | | 5350.000 | 39.64 | 4.11 | 43.76 | -10.24 | 54.00 | 175 | 260 | Average |
| 3 | * | 5375.300 | 40.32 | 4.14 | 44.46 | -9.54 | 54.00 | 175 | 260 | Average |

Note:

1. " *", means this data is the worst emission level.
2. C.F (Correction Factor) = Antenna Factor (dB)+ Cable Loss (dB) – Preamplifier(dB).
3. Measurement (dBuV/m) = Reading(dBuV) + C.F (Correction Factor).
4. The emission levels of other frequencies are very lower than the limit and not show in test report.

| EUT | OHMNI TELEPRESENCE ROBOTS | Date of Test | 2020-05-13 |
|---|---|---|---|
| Factor | BBHA 9120D | Temp. / Humidity | 25°C /56% |
| Polarity | Vertical | Site / Test Engineer | AC1 / Kaunaz |
| Test Mode | 802.11ac-80_TX_Band2_CH 58_ANT 0+1 | Test Voltage | AC 120V/60Hz |

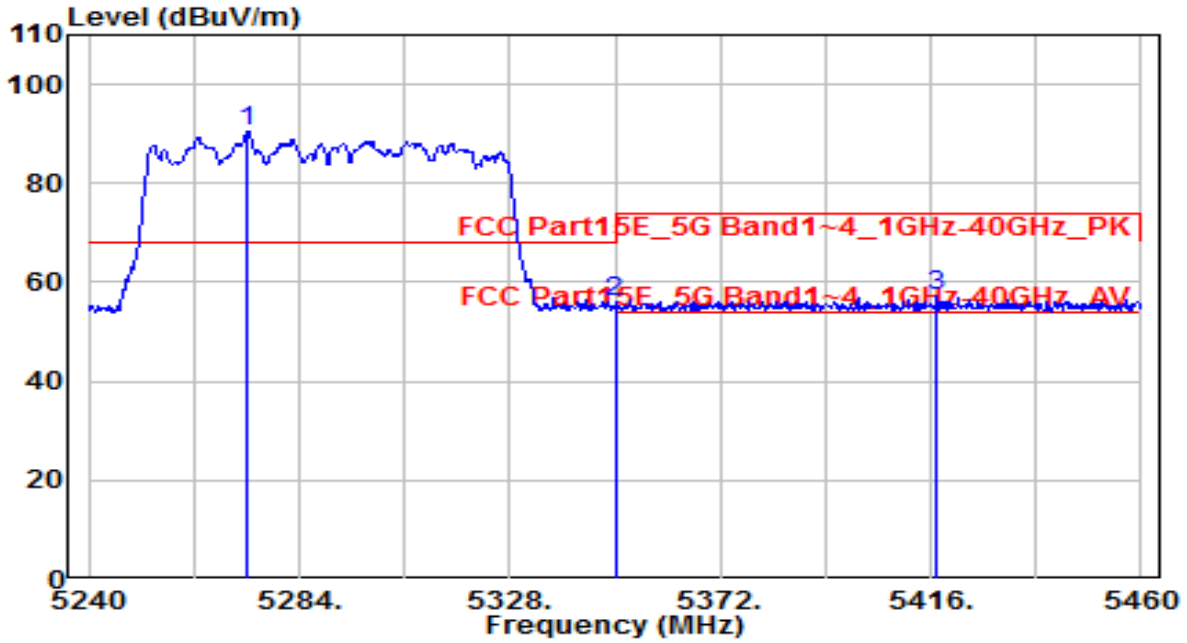


| No | | Frequency (MHz) | Reading (dBuV) | C.F (dB) | Measurement (dBuV/m) | Margin (dB) | Limit (dBuV/m) | Height (cm) | Angle (deg) | Remark (QP/PK/AV) |
|---|---|---|---|---|---|---|---|---|---|---|
| 1 | | 5273.220 | 86.31 | 4.03 | 90.34 | N/A | N/A | 185 | 280 | Peak |
| 2 | * | 5350.000 | 51.80 | 4.11 | 55.91 | -12.29 | 68.20 | 185 | 280 | Peak |
| 3 | | 5417.100 | 52.93 | 4.18 | 57.11 | -16.89 | 74.00 | 185 | 280 | Peak |

Note:

1. " *", means this data is the worst emission level.
2. C.F (Correction Factor) = Antenna Factor (dB)+ Cable Loss (dB) – Preamplifier(dB).
3. Measurement (dBuV/m) = Reading(dBuV) + C.F (Correction Factor).
4. The emission levels of other frequencies are very lower than the limit and not show in test report.

| EUT | OHMNI TELEPRESENCE ROBOTS | Date of Test | 2020-05-13 |
|---|---|---|---|
| Factor | BBHA 9120D | Temp. / Humidity | 25°C /56% |
| Polarity | Vertical | Site / Test Engineer | AC1 / Kaunaz |
| Test Mode | 802.11ac-80_TX_Band2_CH 58_ANT 0+1 | Test Voltage | AC 120V/60Hz |

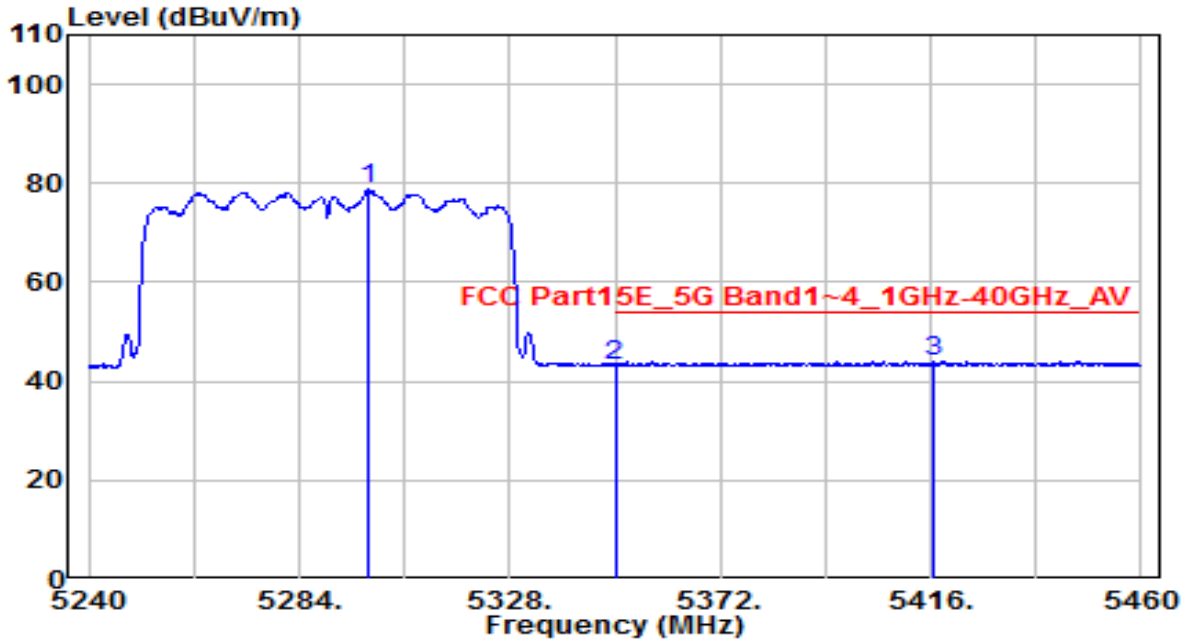


| No | | Frequency (MHz) | Reading (dBuV) | C.F (dB) | Measurement (dBuV/m) | Margin (dB) | Limit (dBuV/m) | Height (cm) | Angle (deg) | Remark (QP/PK/AV) |
|---|---|---|---|---|---|---|---|---|---|---|
| 1 | | 5298.520 | 74.66 | 4.06 | 78.72 | N/A | N/A | 185 | 280 | Average |
| 2 | | 5350.000 | 39.18 | 4.11 | 43.30 | -10.70 | 54.00 | 185 | 280 | Average |
| 3 | * | 5416.440 | 39.98 | 4.18 | 44.16 | -9.84 | 54.00 | 185 | 280 | Average |

Note:

1. " *", means this data is the worst emission level.
2. C.F (Correction Factor) = Antenna Factor (dB)+ Cable Loss (dB) – Preamplifier(dB).
3. Measurement (dBuV/m) = Reading(dBuV) + C.F (Correction Factor).
4. The emission levels of other frequencies are very lower than the limit and not show in test report.

| EUT | OHMNI TELEPRESENCE ROBOTS | Date of Test | 2020-05-13 |
|---|---|---|---|
| Factor | BBHA 9120D | Temp. / Humidity | 25°C /56% |
| Polarity | Horizontal | Site / Test Engineer | AC1 / Kaunaz |
| Test Mode | 802.11ac-80_TX_Band3_CH 106_ANT 0+1 | Test Voltage | AC 120V/60Hz |

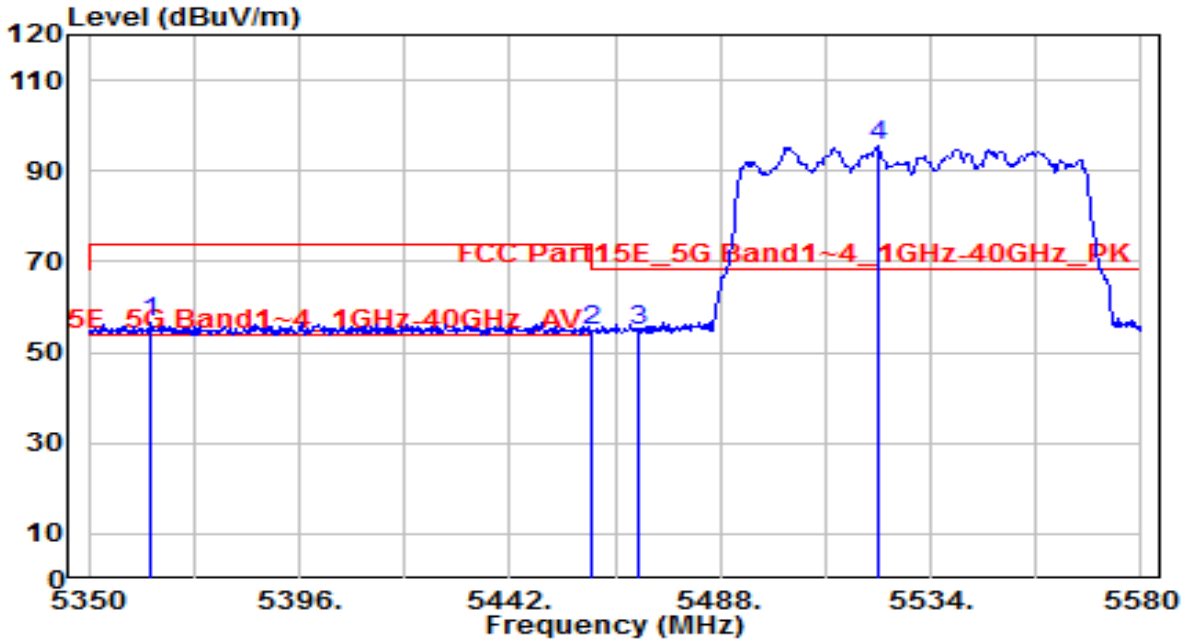


| No | | Frequency (MHz) | Reading (dBuV) | C.F (dB) | Measurement (dBuV/m) | Margin (dB) | Limit (dBuV/m) | Height (cm) | Angle (deg) | Remark (QP/PK/AV) |
|---|---|---|---|---|---|---|---|---|---|---|
| 1 | | 5363.340 | 52.51 | 4.13 | 56.64 | -17.36 | 74.00 | 175 | 265 | Peak |
| 2 | * | 5460.000 | 50.79 | 4.23 | 55.02 | -13.18 | 68.20 | 175 | 265 | Peak |
| 3 | | 5470.000 | 50.42 | 4.24 | 54.66 | -13.54 | 68.20 | 175 | 265 | Peak |
| 4 | | 5522.270 | 91.03 | 4.34 | 95.37 | N/A | N/A | 175 | 265 | Peak |

Note:

1. " *", means this data is the worst emission level.
2. C.F (Correction Factor) = Antenna Factor (dB)+ Cable Loss (dB) – Preamplifier(dB).
3. Measurement (dBuV/m) = Reading(dBuV) + C.F (Correction Factor).
4. The emission levels of other frequencies are very lower than the limit and not show in test report.

| EUT | OHMNI TELEPRESENCE ROBOTS | Date of Test | 2020-05-13 |
|---|---|---|---|
| Factor | BBHA 9120D | Temp. / Humidity | 25°C /56% |
| Polarity | Horizontal | Site / Test Engineer | AC1 / Kaunaz |
| Test Mode | 802.11ac-80_TX_Band3_CH 106_ANT 0+1 | Test Voltage | AC 120V/60Hz |

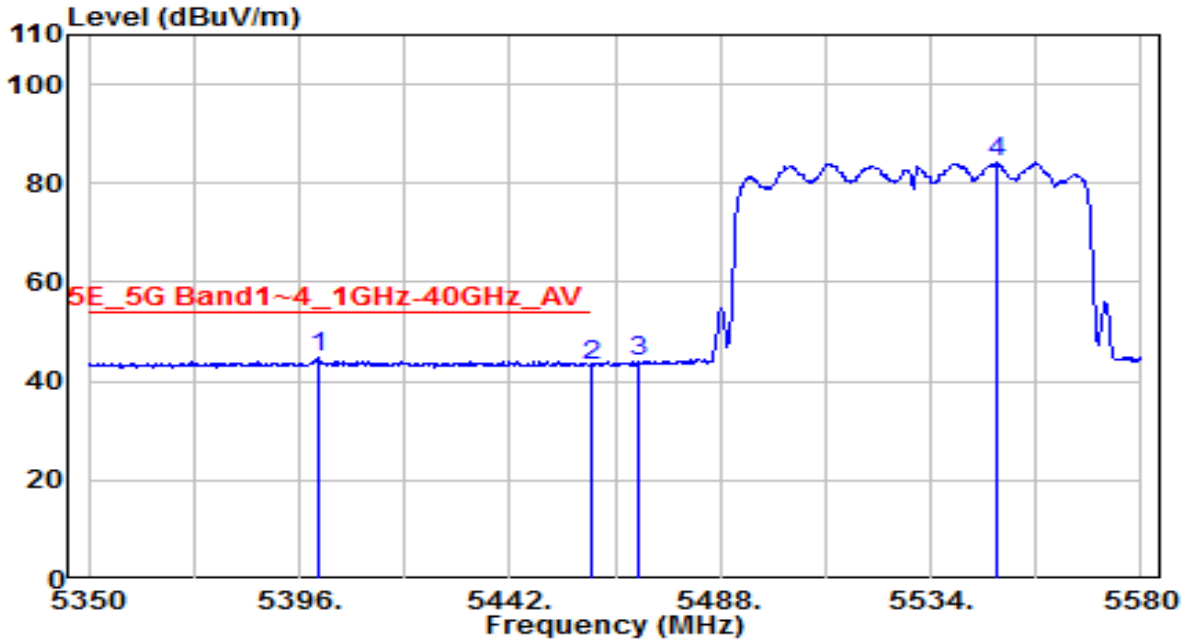


| No | | Frequency (MHz) | Reading (dBuV) | C.F (dB) | Measurement (dBuV/m) | Margin (dB) | Limit (dBuV/m) | Height (cm) | Angle (deg) | Remark (QP/PK/AV) |
|---|---|---|---|---|---|---|---|---|---|---|
| 1 | * | 5400.140 | 40.54 | 4.17 | 44.70 | -9.30 | 54.00 | 175 | 265 | Average |
| 2 | | 5460.000 | 39.08 | 4.23 | 43.31 | -10.69 | 54.00 | 175 | 265 | Average |
| 3 | | 5470.000 | 39.59 | 4.24 | 43.82 | N/A | N/A | 175 | 265 | Average |
| 4 | | 5548.490 | 79.78 | 4.43 | 84.20 | N/A | N/A | 175 | 265 | Average |

Note:

1. " *", means this data is the worst emission level.
2. C.F (Correction Factor) = Antenna Factor (dB)+ Cable Loss (dB) – Preamplifier(dB).
3. Measurement (dBuV/m) = Reading(dBuV) + C.F (Correction Factor).
4. The emission levels of other frequencies are very lower than the limit and not show in test report.

| EUT | OHMNI TELEPRESENCE ROBOTS | Date of Test | 2020-05-13 |
|---|---|---|---|
| Factor | BBHA 9120D | Temp. / Humidity | 25°C /56% |
| Polarity | Vertical | Site / Test Engineer | AC1 / Kaunaz |
| Test Mode | 802.11ac-80_TX_Band3_CH 106_ANT 0+1 | Test Voltage | AC 120V/60Hz |

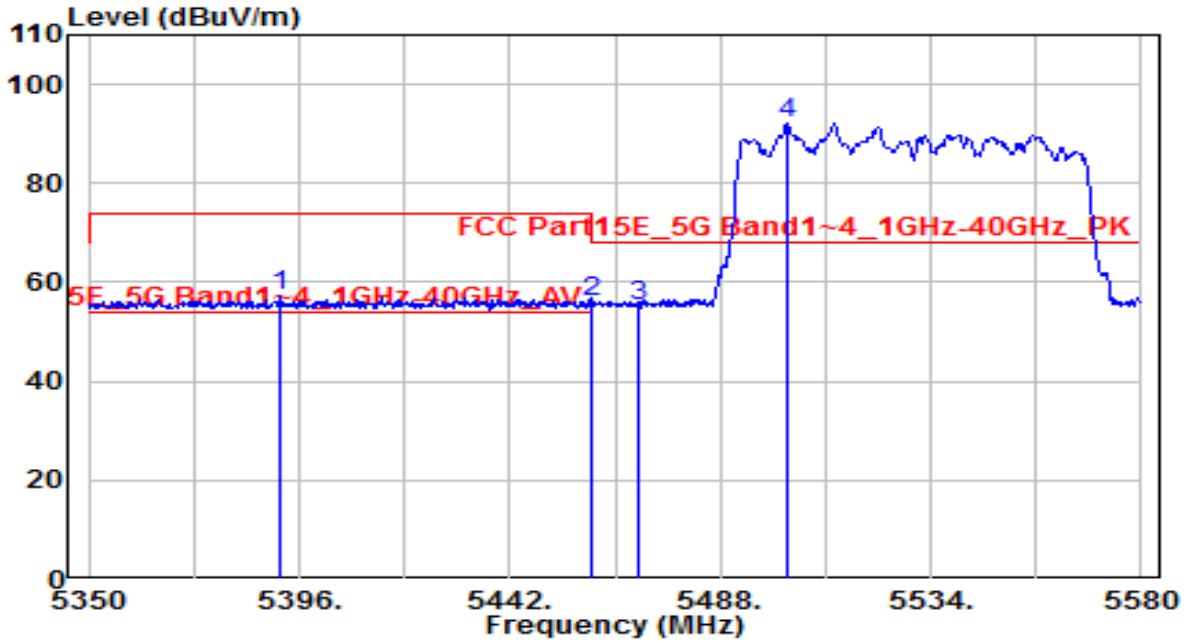


| No | | Frequency (MHz) | Reading (dBuV) | C.F (dB) | Measurement (dBuV/m) | Margin (dB) | Limit (dBuV/m) | Height (cm) | Angle (deg) | Remark (QP/PK/AV) |
|---|---|---|---|---|---|---|---|---|---|---|
| 1 | | 5392.090 | 52.95 | 4.16 | 57.11 | -16.89 | 74.00 | 155 | 250 | Peak |
| 2 | | 5460.000 | 51.95 | 4.23 | 56.18 | -12.02 | 68.20 | 155 | 250 | Peak |
| 3 | | 5470.000 | 51.15 | 4.24 | 55.39 | -12.81 | 68.20 | 155 | 250 | Peak |
| 4 | * | 5502.490 | 87.82 | 4.28 | 92.10 | N/A | N/A | 155 | 250 | Peak |

Note:

1. " *", means this data is the worst emission level.
2. C.F (Correction Factor) = Antenna Factor (dB)+ Cable Loss (dB) – Preamplifier(dB).
3. Measurement (dBuV/m) = Reading(dBuV) + C.F (Correction Factor).
4. The emission levels of other frequencies are very lower than the limit and not show in test report.

| EUT | OHMNI TELEPRESENCE ROBOTS | Date of Test | 2020-05-13 |
|---|---|---|---|
| Factor | BBHA 9120D | Temp. / Humidity | 25°C /56% |
| Polarity | Vertical | Site / Test Engineer | AC1 / Kaunaz |
| Test Mode | 802.11ac-80_TX_Band3_CH 106_ANT 0+1 | Test Voltage | AC 120V/60Hz |

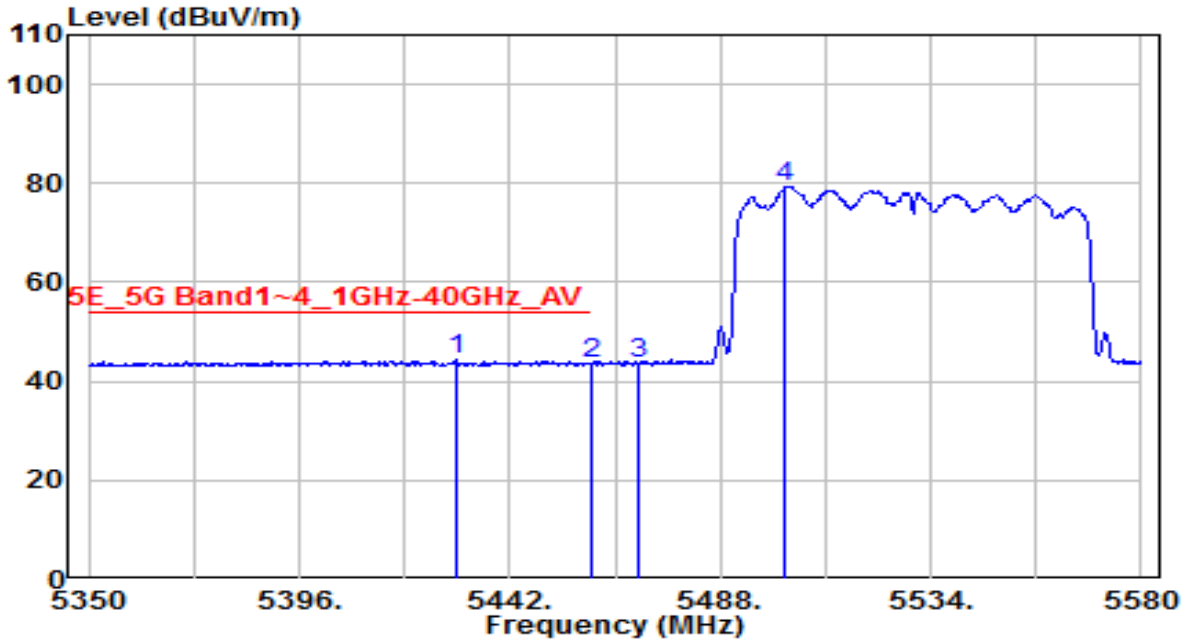


| No | | Frequency (MHz) | Reading (dBuV) | C.F (dB) | Measurement (dBuV/m) | Margin (dB) | Limit (dBuV/m) | Height (cm) | Angle (deg) | Remark (QP/PK/AV) |
|---|---|---|---|---|---|---|---|---|---|---|
| 1 | * | 5430.270 | 40.02 | 4.20 | 44.22 | -9.78 | 54.00 | 155 | 250 | Average |
| 2 | | 5460.000 | 39.23 | 4.23 | 43.46 | -10.54 | 54.00 | 155 | 250 | Average |
| 3 | | 5470.000 | 39.52 | 4.24 | 43.76 | N/A | N/A | 155 | 250 | Average |
| 4 | | 5502.260 | 75.00 | 4.28 | 79.28 | N/A | N/A | 155 | 250 | Average |

Note:

1. " *", means this data is the worst emission level.
2. C.F (Correction Factor) = Antenna Factor (dB)+ Cable Loss (dB) – Preamplifier(dB).
3. Measurement (dBuV/m) = Reading(dBuV) + C.F (Correction Factor).
4. The emission levels of other frequencies are very lower than the limit and not show in test report.

| EUT | OHMNI TELEPRESENCE ROBOTS | Date of Test | 2020-05-13 |
|---|---|---|---|
| Factor | BBHA 9120D | Temp. / Humidity | 25°C /56% |
| Polarity | Horizontal | Site / Test Engineer | AC1 / Kaunaz |
| Test Mode | 802.11ac-80_TX_Band4_CH 155_ANT 0+1 | Test Voltage | AC 120V/60Hz |

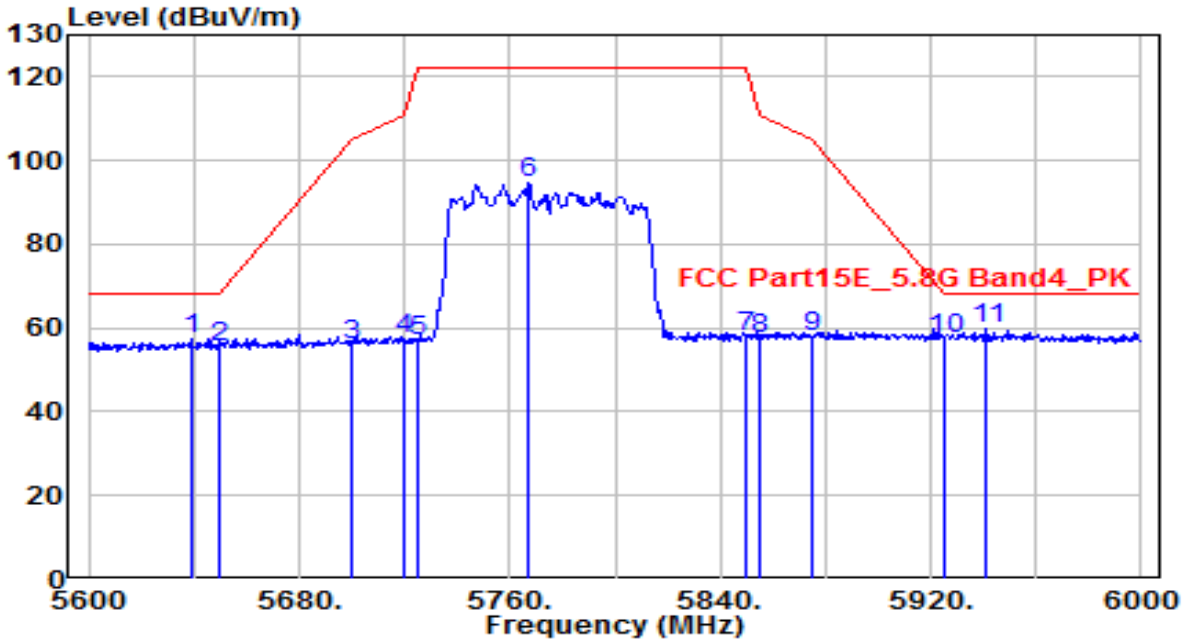


| No | | Frequency (MHz) | Reading (dBuV) | C.F (dB) | Measurement (dBuV/m) | Margin (dB) | Limit (dBuV/m) | Height (cm) | Angle (deg) | Remark (QP/PK/AV) |
|---|---|---|---|---|---|---|---|---|---|---|
| 1 | | 5638.800 | 52.62 | 4.72 | 57.34 | -10.86 | 68.20 | 160 | 265 | Peak |
| 2 | | 5650.000 | 50.62 | 4.76 | 55.37 | -12.83 | 68.20 | 160 | 265 | Peak |
| 3 | | 5700.000 | 51.23 | 4.92 | 56.15 | -49.05 | 105.20 | 160 | 265 | Peak |
| 4 | | 5720.000 | 52.38 | 4.98 | 57.36 | -53.44 | 110.80 | 160 | 265 | Peak |
| 5 | | 5725.000 | 52.01 | 5.00 | 57.01 | -65.19 | 122.20 | 160 | 265 | Peak |
| 6 | | 5767.200 | 89.33 | 5.14 | 94.46 | -27.74 | 122.20 | 160 | 265 | Peak |
| 7 | | 5850.000 | 52.53 | 5.40 | 57.94 | -64.26 | 122.20 | 160 | 265 | Peak |
| 8 | | 5855.000 | 52.00 | 5.42 | 57.42 | -53.38 | 110.80 | 160 | 265 | Peak |
| 9 | | 5875.000 | 52.29 | 5.49 | 57.77 | -47.43 | 105.20 | 160 | 265 | Peak |
| 10 | | 5925.000 | 51.87 | 5.65 | 57.52 | -10.68 | 68.20 | 160 | 265 | Peak |
| 11 | * | 5941.200 | 54.00 | 5.70 | 59.70 | -8.50 | 68.20 | 160 | 265 | Peak |

Note:

1. " *", means this data is the worst emission level.
2. C.F (Correction Factor) = Antenna Factor (dB)+ Cable Loss (dB) – Preamplifier(dB).
3. Measurement (dBuV/m) = Reading(dBuV) + C.F (Correction Factor).
4. The emission levels of other frequencies are very lower than the limit and not show in test report.

| EUT | OHMNI TELEPRESENCE ROBOTS | Date of Test | 2020-05-13 |
|---|---|---|---|
| Factor | BBHA 9120D | Temp. / Humidity | 25°C /56% |
| Polarity | Vertical | Site / Test Engineer | AC1 / Kaunaz |
| Test Mode | 802.11ac-80_TX_Band4_CH 155_ANT 0+1 | Test Voltage | AC 120V/60Hz |

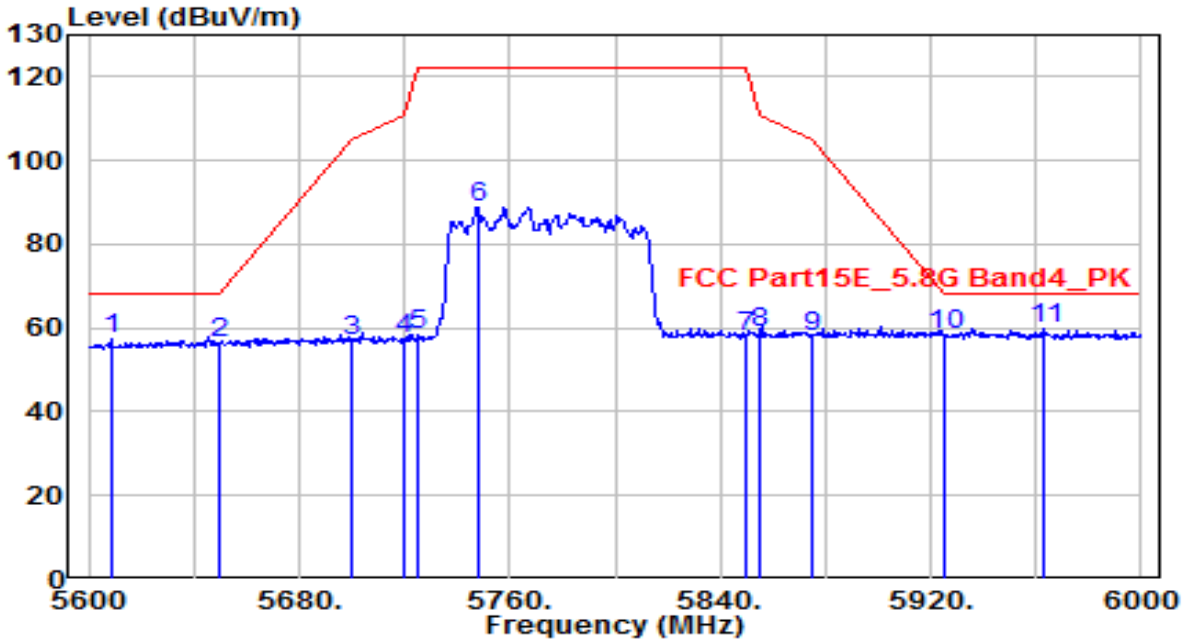


| No | | Frequency (MHz) | Reading (dBuV) | C.F (dB) | Measurement (dBuV/m) | Margin (dB) | Limit (dBuV/m) | Height (cm) | Angle (deg) | Remark (QP/PK/AV) |
|---|---|---|---|---|---|---|---|---|---|---|
| 1 | | 5608.400 | 52.69 | 4.62 | 57.31 | -10.89 | 68.20 | 165 | 205 | Peak |
| 2 | | 5650.000 | 51.55 | 4.76 | 56.31 | -11.89 | 68.20 | 165 | 205 | Peak |
| 3 | | 5700.000 | 51.75 | 4.92 | 56.67 | -48.53 | 105.20 | 165 | 205 | Peak |
| 4 | | 5720.000 | 52.52 | 4.98 | 57.50 | -53.30 | 110.80 | 165 | 205 | Peak |
| 5 | | 5725.000 | 53.19 | 5.00 | 58.19 | -64.01 | 122.20 | 165 | 205 | Peak |
| 6 | | 5748.000 | 83.61 | 5.07 | 88.68 | -33.52 | 122.20 | 165 | 205 | Peak |
| 7 | | 5850.000 | 52.44 | 5.40 | 57.84 | -64.36 | 122.20 | 165 | 205 | Peak |
| 8 | | 5855.000 | 53.26 | 5.42 | 58.68 | -52.12 | 110.80 | 165 | 205 | Peak |
| 9 | | 5875.000 | 52.62 | 5.49 | 58.10 | -47.10 | 105.20 | 165 | 205 | Peak |
| 10 | | 5925.000 | 52.64 | 5.65 | 58.29 | -9.91 | 68.20 | 165 | 205 | Peak |
| 11 | * | 5963.200 | 54.11 | 5.77 | 59.88 | -8.32 | 68.20 | 165 | 205 | Peak |

Note:

1. " *", means this data is the worst emission level.
2. C.F (Correction Factor) = Antenna Factor (dB)+ Cable Loss (dB) – Preamplifier(dB).
3. Measurement (dBuV/m) = Reading(dBuV) + C.F (Correction Factor).
4. The emission levels of other frequencies are very lower than the limit and not show in test report.

## 7.9. AC Conducted Emissions Measurement

### 7.9.1. Test Limit

| FCC Part 15.207 Limits | | |
|---|---|---|
| Frequency (MHz) | QP (dBμV) | AV (dBμV) |
| 0.15 ~ 0.50 | 66 ~ 56 | 56 ~ 46 |
| 0.50 ~ 5.0 | 56 | 46 |
| 5.0 ~ 30 | 60 | 50 |

Note 1: The lower limit shall apply at the transition frequencies.

Note 2: The limit decreases linearly with the logarithm of the frequency in the range 0.15MHz to 0.5MHz.

### 7.9.2. Test Procedure

The EUT was setup according to ANSI C63.4, 2009 and tested according to KDB 789033 for compliance to FCC 47CFR 15.247 requirements. The EUT was placed on a platform of nominal size, 1 m by 1.5 m, raised 80 cm above the conducting ground plane. The vertical conducting plane was located 40 cm to the rear of the EUT. All other surfaces of EUT were at least 80 cm from any other grounded conducting surface. The EUT and simulators are connected to the main power through a line impedance stabilization network (LISN). The LISN provides a 50 ohm /50uH coupling impedance for the measuring equipment. The peripheral devices are also connected to the main power through a LISN. (Please refer to the block diagram of the test setup and photographs) Each current-carrying conductor of the EUT power cord, except the ground (safety) conductor, was individually connected through a LISN to the input power source.

The excess length of the power cord between the EUT and the LISN receptacle were folded back and forth at the center of the lead to form a bundle not exceeding 40 cm in length.

Conducted emissions were investigated over the frequency range from 0.15MHz to 30MHz using a receiver bandwidth of 9 kHz.
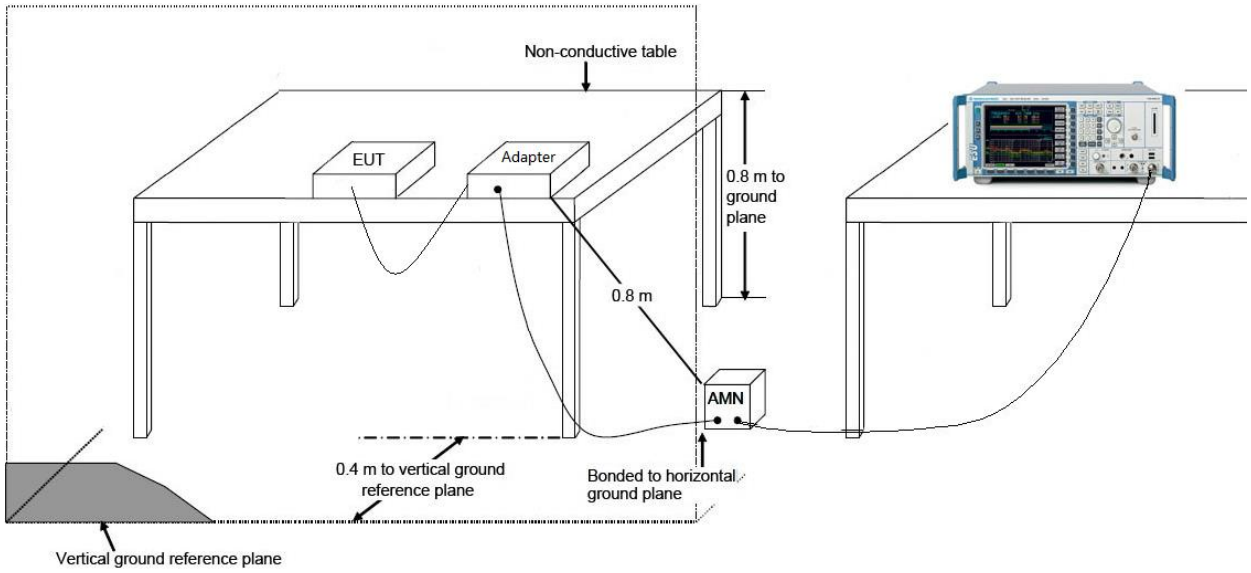
### 7.9.3. Test Setup