FC-8300T

DYNAMIC FACE RECOGNITION ACCESS CONTROLLER

Metal Body、20,000 Faces、200,000 Records
5.5-Inch IPS Full-View And HD Display Screen

- 20,000 Faces
- HD Display Screen
- High Speed Identification



FUNCTION

Multi-Function List

FCARD

Intelligent Dynamic Face Access Controller

IPS Full-View And High-Definition Display Screen，
Metal Body，Waterproof&Smog-Proof,
Can Be Used In Outdoor And Strong Light Environment.

TEMPERATURE DETECTION

The Infrared Array Body Temperature Sensor

Temperature Records | Mask Identification

No Entry With High Temperature

SCREEN

5.5-Inch IPS Full-View And HD Display Screen

High-Definition Display Screen, The Effect of Display Much More Clearer
Screen Dormancy，Screen Protection, High Speed Recognition Wake-Up Function

IDENTIFY

0.5 Second High Speed Identification

Accuracy Rate: 99.9%
360-Degree Biometrics Liveness Recognition，Identification Speed≤0.5S

- ≤0.5S — High Speed Identification
- 99.9% — Recognition Accuracy Rate
- 2 Mega Pixel — HD Camera
- 360° — Liveness Detection

CAMERA

2 Mega Pixel HD Binocular Camera

2 Mega Pixel Infrared Liveness Detection Camera
Wide Dynamic Camera, No Distortion, Double Synchronization, Global Exposure



RECOGNITION

Multiple People Simultaneous Recognition

1：N / 1:1
Can identify four people at the same time



20,000 Faces Capacity
(Can Be Extended 30,000-50,000 Faces)
200,000 Records
8G EMMC Storage
1GB DDR3 Memory

Touch Screen Keypad Management

Three Types of Management
Keypad Management、CS System Management
BS Cloud/Mobile Management
More Convenient And Practical

Wide Dynamic Strong Light Suppression

Wide dynamic 2 million HD camera

Not affected by strong light



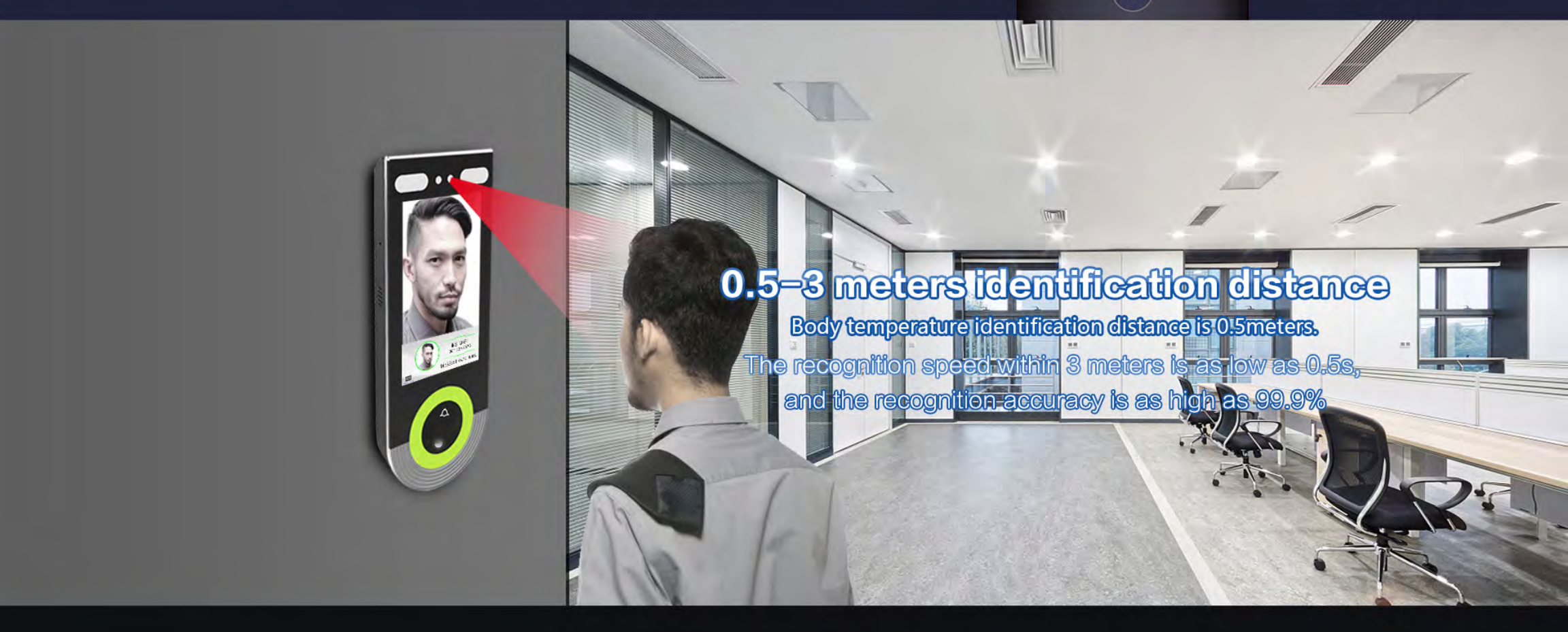

PRODUCT DETAILS

Details determine quality

metal quality, each product is an ingenuity



01 Body Temperature Detection Sensor
Can quickly recognize the people's temperature

02 HD Binocular Camera
High Speed Identification，Liveness Detection
Wide Dynamic Strong Light Suppression
(Independent ISP Processing)

03 HD LCD Display Screen
5.5-Inch IPS Full-View And HD Display Screen
(1280×720)

04 Two USB Communication Port
Can insert USB disk to import data
Can use U disk to upgrade and backup data

05 Mifare Card Reading Function
Built-in card reading module, support Mifare card, CPU card, ID card and so on

06 Voice Prompt Function
Opening door prompt
Alarm Prompt

Product Parameter

Model FC-8300T Dynamic Face Recognition Access Controller	Body Material Zinc Alloy Body
Working Voltage DC12V/2A (DC(9V-14V))	Working Temperature -10℃ to 70℃
Display Screen 5.5-Inch IPS Full View HD Screen	CPU 4CoreA7 1.2GHZ
Storage Capacity 1GB DDR3 + 8GB EMMC	GPU MAL400 II
Communication Way (WIFI Communication can be ordered)	Operation System LINUX
Camera Wide Dynamic Binocular 2 million HD Camera	Liveness Detection Support
User Capacity 20000 Faces + 20000 Cards	Records 200,000 Records
Recognition Way 1：N / 1:1	Identification Speed ≤0.5s
Wiegand Function One Group of Wiegand Input/Wiegand Output (26/34)	Working Humidity 10%-90% RH
Size 232×88×25mm	Weight (Manual Measurement) 0.5KG

Appearance Diagram

Free Docking Platform

Support Docking Platforms, Provide SDK

Support Online Upgrade/Secondary Development

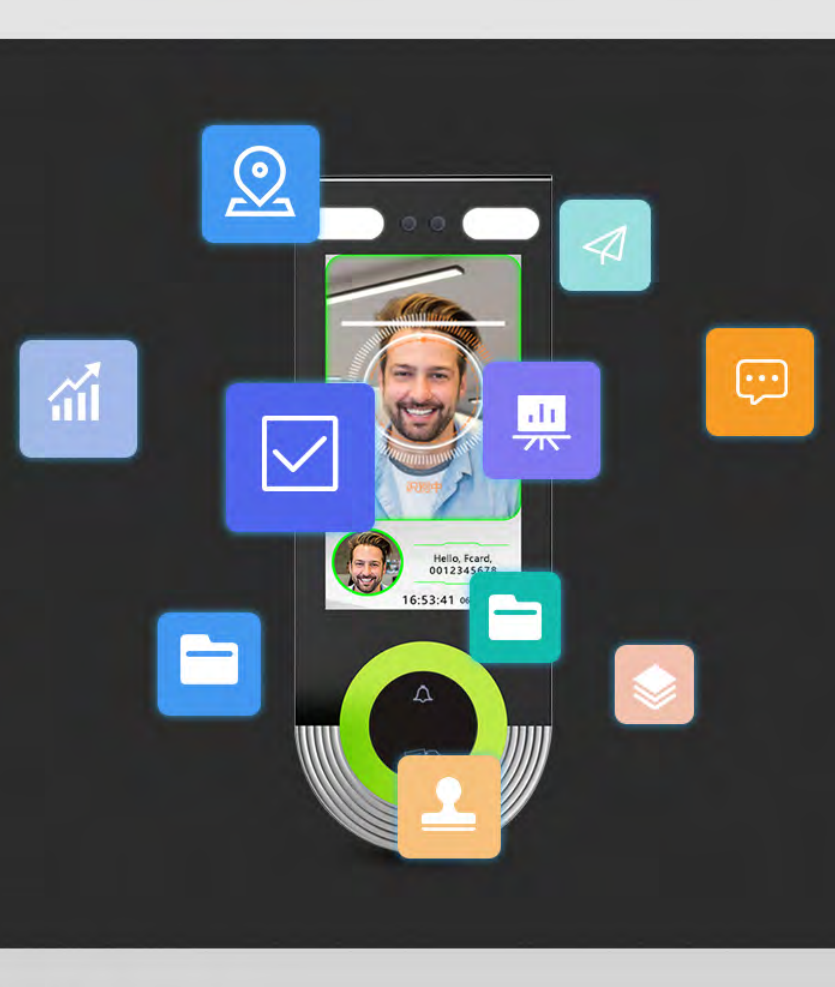

Application

Intelligent Community Passage System, Office Building Hall Corridor Management System, Site Labor System, Club Membership Management System, Scenic Spot Ticket System, etc.

Wiring Diagram

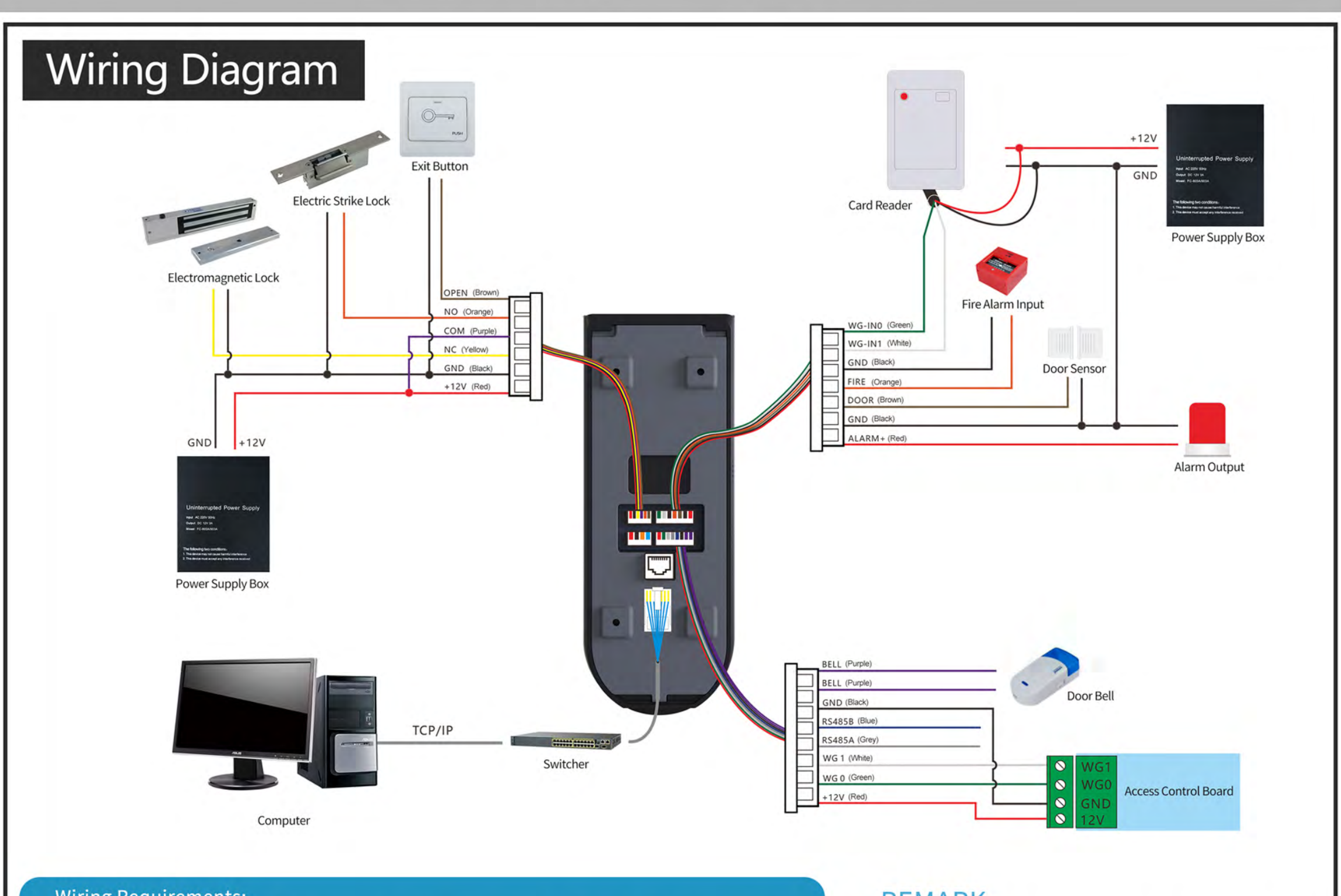

Wiring Requirements:

- AC220V power wire：recommend to use 3x1.0mm (or above) wires to prevent electricity leakage. The ground wire of the power wire is recommended to be grounded.
- Electric lock wire: must use 2x1.0mm (or above) wire, the maximum length of the cable shall not exceed 50 meters.
- TCP/IP communication wire: please use standard network cable, the maximum length of the cable shall not exceed 100 meters.
- Door sensor and exit button wire: recommend to use 2X0.5mm (or above) wire, the maximum length of the cable shall not exceed 100 meters.

REMARK

- Power on, locked: (electric bolt lock or electromagnetic lock) correct connection: the positive electrode of the electric lock connects to NC of the output port of the controller. The negative electrode of the electric lock connects to the GND of the power supply. The COM of the controller connect to +12V of the power supply.
- Power on, unlocked: (electric control lock or electric lock port) correct connection: the positive electrode of the electric lock connects to NO of the output port of the controller. The negative electrode of the electric lock connects to the GND of the power supply. The COM of the controller connect to +12V of the power supply.

FCC Warning

This device complies with part 15 of the FCC rules. Operation is subject to the following two conditions: (1) this device may not cause harmful interference, and (2) this device must accept any inte rference received, including interference that may cause undesired operation.

Changes or modifications not expressly approved by the party responsible for compliance could void the user's authority to operate the equipment.

NOTE: This equipment has been tested and found to comply with the limits for a Class B digital device, pursuant to part 15 of the FCC Rules. These limits are designed to provide reasonable protection against harmful interference in a residential installation. This equipment generates uses and can radiate radio frequency energy and, if not installed and used in accordance with the instructions, may cause harmful interference to radio communications. However, there is no guarantee that interference will not occur in a particular installation. If this equipment does cause harmful interferenceto radio or television reception, which can be determined by turning the equipment off and on, the user is encouraged to try to correct the interference by one or more of the following measures:

- Reorient or relocate the receiving antenna.
- Increase the separation between the equipment and receiver.
- Connect the equipment into an outlet on a circuit different from that to which the receiver is connected.
- Consult the dealer or an experienced radio/TV technician for help.

Radiation Exposure Statement

This equipment complies with FCC radiation exposure limits set forth for an uncontrolled environment. This equipment should be installed and operated with minimum distance 20cm between the radiator and your body.