Smart Team LLC
Test Setup Photographs

FCC ID: 2AWL4-R1

Field Strength of Spurious Emissions
Test Setup Photographs



X-Axis



Y-Axis

Field Strength of Spurious Emissions
Test Setup Photographs

Z-Axis

Field Strength of Spurious Emissions
Test Setup Photographs

Horizontal Antenna Polarization, 30 to 200 MHz

Vertical Antenna Polarization, 30 to 200 MHz

Field Strength of Spurious Emissions
Test Setup Photographs

Horizontal Antenna Polarization, 200 MHz to 1 GHz

Vertical Antenna Polarization, 200 MHz to 1 GHz

Field Strength of Fundamental
Test Setup Photographs



X-Axis



Y-Axis

Field Strength of Fundamental
Test Setup Photographs

Z-Axis

Field Strength of Fundamental
Test Setup Photographs

Horizontal Antenna Polarization, Below 1 GHz

Vertical Antenna Polarization, Below 1 GHz

Field Strength of Spurious Emissions (Restricted Bands)
Test Setup Photographs



X-Axis



Y-Axis

Field Strength of Spurious Emissions (Restricted Bands)
Test Setup Photographs

Z-Axis

Field Strength of Spurious Emissions (Restricted Bands)
Test Setup Photographs

Horizontal Antenna Polarization, 30 to 200 MHz

Vertical Antenna Polarization, 30 to 200 MHz

Field Strength of Spurious Emissions (Restricted Bands)
Test Setup Photographs

Horizontal Antenna Polarization, 200 MHz to 1 GHz

Vertical Antenna Polarization, 200 MHz to 1 GHz

Field Strength of Spurious Emissions (Restricted Bands)
Test Setup Photographs

Horizontal Antenna Polarization, Above 1 GHz

Vertical Antenna Polarization, Above 1 GHz

Conducted Emissions, 150 kHz to 30 MHz
Test Setup Photograph



Test Setup

Duty Cycle
Test Setup Photograph

Test Setup

Bandwidth of Emissions
Test Setup Photograph

Test Setup