Measurement Results

1-0052/20-01-02_log1_conducted

Test logging

This addendum is electronically signed and valid without handwritten signature.
For verification of the electronic signatures, the public keys can be requested at the testing laboratory.

Document authorized:

cn=Mihail Dorongovskij, o=CTC advanced GmbH, ou=DOR-281116, email=Mihail.Dorongovskij@ctcadvanced.com, c=DE
2020.07.16 09:38:37 +02'00'

Mihail Dorongovskij
Lab Manager
Radio Communications

Table of Content

IUT Summary 3
1. FCC Part 15.247 Bandwidth 99PCT-20dB ~ BT Classic Basic rate 4
2. FCC Part 15.247 Bandwidth 99PCT-20dB ~ BT Classic EDR Pi/4DQPSK 11
3. FCC Part 15.247 Bandwidth 99PCT-20dB ~ BT Classic EDR 8DPSK 18
4. FCC Part 15.247 TX Spurious Conduced ~ BT Classic Basic rate 25
5. FCC Part 15.247 TX Spurious Conduced ~ BT Classic EDR Pi/4DQPSK 29
6. FCC Part 15.247 TX Spurious Conduced ~ BT Classic EDR 8DPSK 33
7. Common2G4 Peak OP 3MHz/3MHz ~ BT Classic Basic rate 37
8. FCC Part 15.247 Maximum Peak Conducted Output Power FHSS ~ BT Classic Basic rate 41
9. FCC Part 15.247 Maximum Peak Conducted Output Power FHSS ~ BT Classic EDR Pi/4DQPSK 45
10. FCC Part 15.247 Maximum Peak Conducted Output Power FHSS ~ BT Classic EDR 8DPSK 49
11. FCC Part 15.247 Number Of Hopping Channels FHSS ~ BT Classic Basic rate 53
12. FCC Part 15.247 Carrier Frequency Separation FHSS ~ BT Classic Basic rate 56

IUT Summary

IUT DEFINITION & Common settings	
Manufacturer	Ergoline GmbH
Type	ers2 1CH ECG Transmitter
Serial No. | Setup No.	NI | 1.0
SW Version | HW Version	NI | NI
Comment 1 | 2	|
Tlow | Tmid | Thigh [°C]	0 | 20 | 40
Vlow | Vmid | Vhigh [V] @Imax [A]	1.5 | 1.5 | 1.5 @1
Auto Control enabled Power Supply | Climatic Box	No | No
Antenna Gain [dBi]	0
Additional Path Loss [dB]	0.7

IUT Common Settings BT Classic	
Intermodulation Value N	3
Image Freq. Low | Mid | High [MHz]	0 | 0 | 0
Power Class	2
Power Control	Enhanced
Longest Supported Packet Type	DH5
RF Supported	Basic Rate True | EDR Pi/4DQPSK True | EDR 8DPSK True
Testmode	None
Perform Inquiry	No
IUT BT Address	0123456789AB
Signaling BT Addess	BABEBEDADBAD
Switch Matrix & Pathcompensation enabled	Yes

1. FCC Part 15.247 Bandwidth 99PCT-20dB ~ BT Classic Basic rate

Test References	
TC Start	06.07.2020 14:43:02
Ambit Temp [°C] | Humidity [rel%]	not enabled | not enabled
System Version	1.0.0.45
Test Specification	FCC Part 15.247
Test Method	
Class / TC Version	TC_VM_FCC15247_Bandwidth_99PCT_20dB_DTS_FHSS_V01 Version: 0.0.2
My Description	FCC 15.247 Bandwidth 99PCT - 20dB FHSS - BT Classic Basic Rate
Add. Information	

Test Parameter	
Technology to test	BT Classic Basic rate
Antenna Port used	1
Temperature	mid
Voltage	mid
Frequency low to test	True | Freq [MHz] 2402
Frequency mid to test	True | Freq [MHz] 2441
Frequency high to test	True | Freq [MHz] 2480
Switched Path	IUT - SignalingUnit - SpectrumAnalyzer
Devices in use	| SA: Rohde&Schwarz,FSV-30,1321.3008K30/103170,3.60

Test at TX 2402 MHz

READ SA SETTINGS:	
RefLevel [dBm] | RefLevelOffset [dB] | InpAtt [dB]	16.78 | 10.51 | 25
Start [MHz] | Stop [MHz]	2401.000 | 2403.000
RBW [MHz] | VBW [MHz]	0.020000 | 0.050000
Detector | TraceMode	POS | MAXH
Sweep: Time [ms] | Count | Points per Section | Type	50 | 200 | 10001 | SWE

RESULT					
Test Description	Lower Limit	Upper Limit	Measured	Unit	Verdict
Bandwidth 99%	---	---	905	kHz	INFO
T1 99%	2400.000000	---	2401.5360	MHz	PASS
T2 99%	---	2483.500000	2402.4408	MHz	PASS

Plot_FCC Part 15.247 Bandwidth 99PCT-20dB ~ BT Classic Basic rate 99PCT_06072020_144332.png

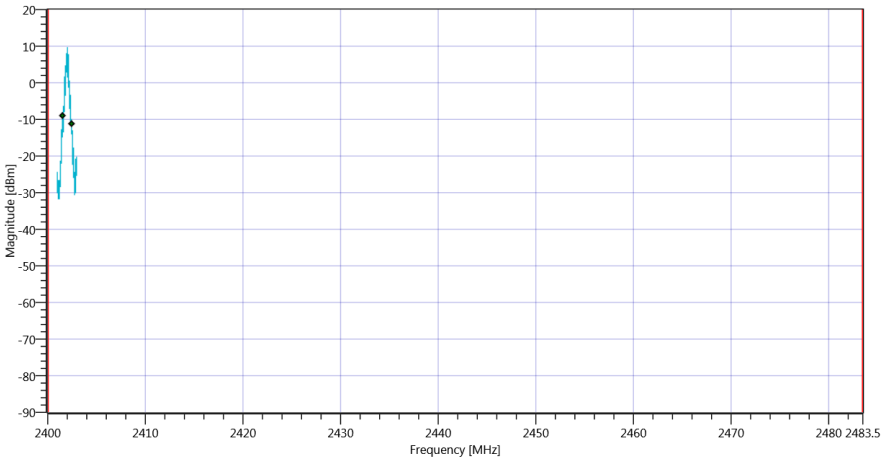

Plot_FCC Part 15.247 Bandwidth 99PCT-20dB ~ BT Classic Basic rate_06072020_144336.png

RESULT					
Test Description	Lower Limit	Upper Limit	Measured	Unit	Verdict
Bandwidth 20dB	---	---	909	kHz	INFO
T1 20DB	2400.000000	---	2401.5268	MHz	PASS
T2 20dB	---	2483.500000	2402.4356	MHz	PASS

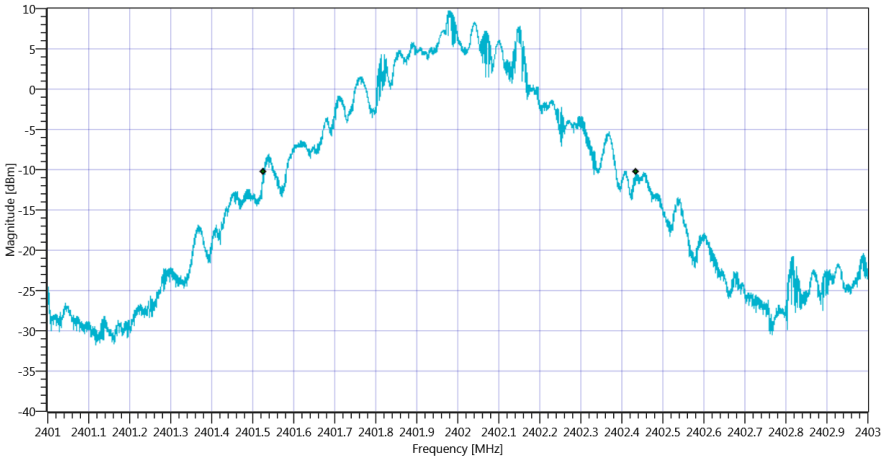

Plot_FCC Part 15.247 Bandwidth 99PCT-20dB ~ BT Classic Basic rate 20dB_06072020_144342.png

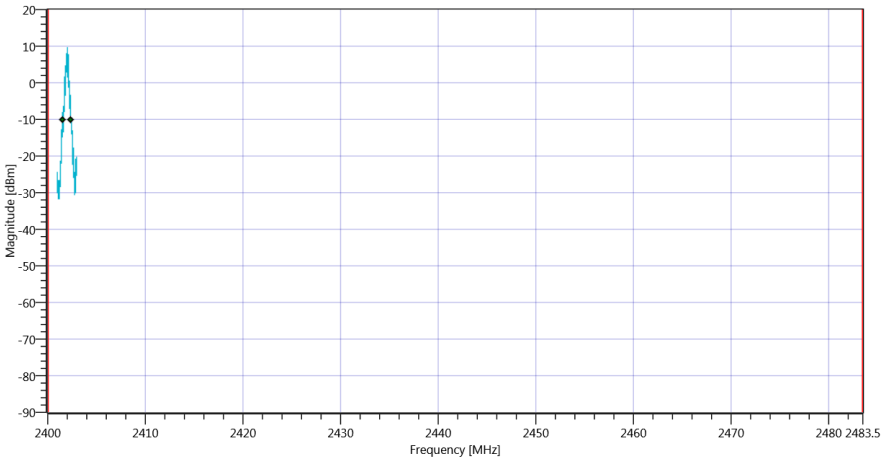

Plot_FCC Part 15.247 Bandwidth 99PCT-20dB ~ BT Classic Basic rate_06072020_144346.png

Test at TX 2441 MHz

READ SA SETTINGS:	
RefLevel [dBm] | RefLevelOffset [dB] | InpAtt [dB]	17.05 | 10.6 | 25
Start [MHz] | Stop [MHz]	2440.000 | 2442.000
RBW [MHz] | VBW [MHz]	0.020000 | 0.050000
Detector | TraceMode	POS | MAXH
Sweep: Time [ms] | Count | Points per Section | Type	50 | 200 | 10001 | SWE

RESULT					
Test Description	Lower Limit	Upper Limit	Measured	Unit	Verdict
Bandwidth 99%	---	---	902	kHz	INFO
T1 99%	2400.000000	---	2440.5358	MHz	PASS
T2 99%	---	2483.500000	2441.4376	MHz	PASS

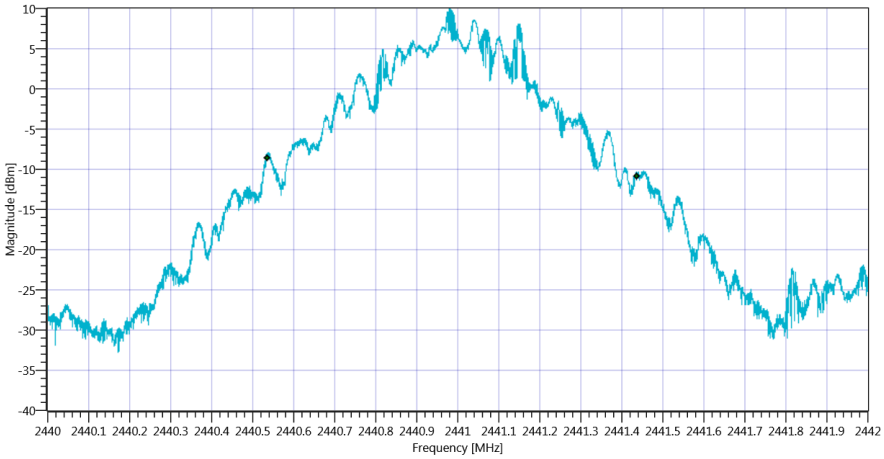

Plot_FCC Part 15.247 Bandwidth 99PCT-20dB ~ BT Classic Basic rate 99PCT_06072020_144414.png

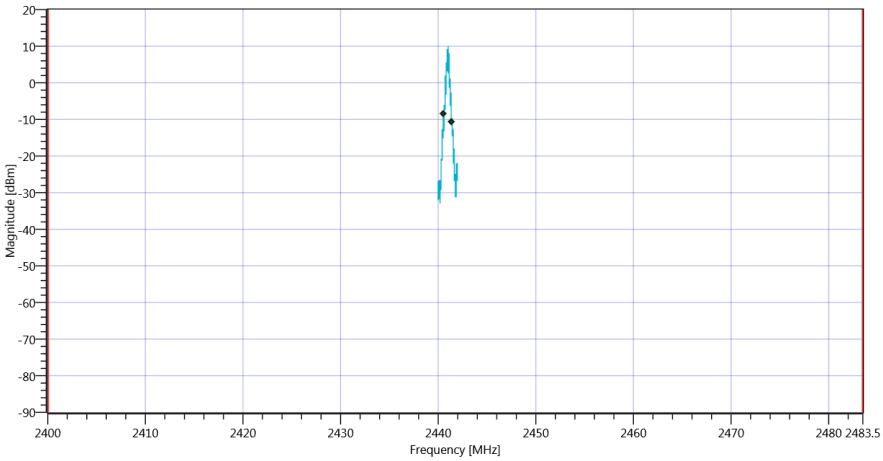

Plot_FCC Part 15.247 Bandwidth 99PCT-20dB ~ BT Classic Basic rate_06072020_144418.png

RESULT					
Test Description	Lower Limit	Upper Limit	Measured	Unit	Verdict
Bandwidth 20dB	---	---	883	kHz	INFO
T1 20DB	2400.000000	---	2440.5276	MHz	PASS
T2 20dB	---	2483.500000	2441.4102	MHz	PASS

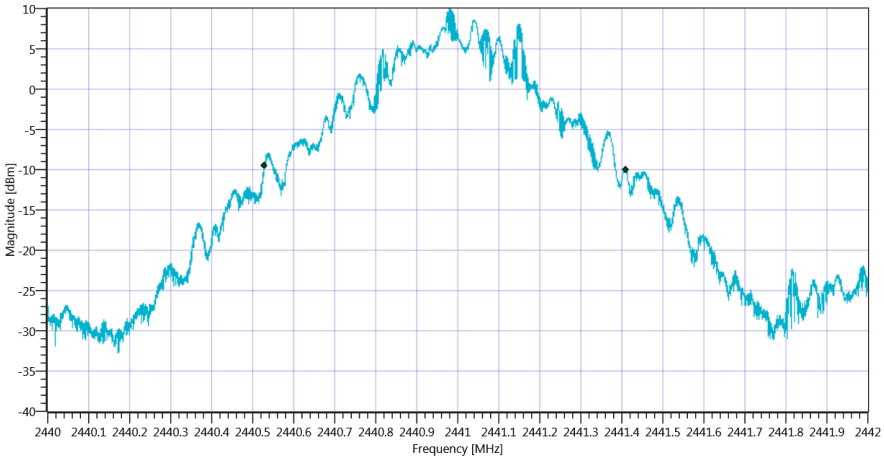

Plot_FCC Part 15.247 Bandwidth 99PCT-20dB ~ BT Classic Basic rate 20dB_06072020_144424.png

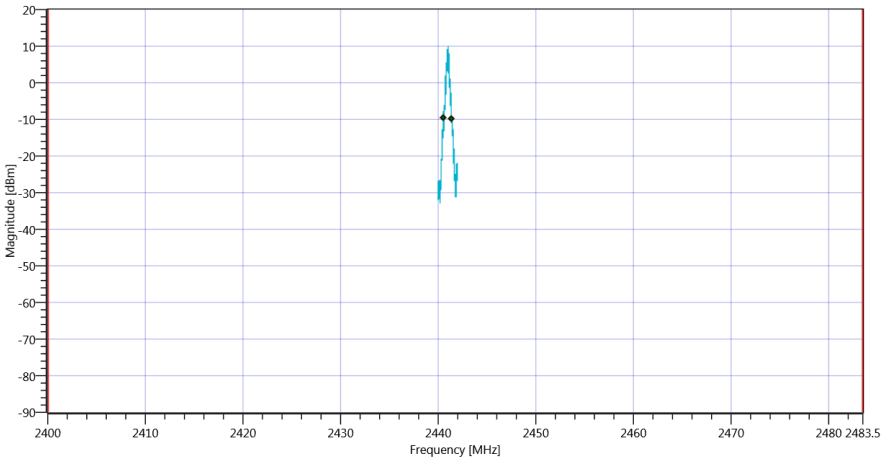

Plot_FCC Part 15.247 Bandwidth 99PCT-20dB ~ BT Classic Basic rate_06072020_144428.png

Test at TX 2480 MHz

READ SA SETTINGS:	
RefLevel [dBm] | RefLevelOffset [dB] | InpAtt [dB]	16.57 | 10.65 | 25
Start [MHz] | Stop [MHz]	2479.000 | 2481.000
RBW [MHz] | VBW [MHz]	0.020000 | 0.050000
Detector | TraceMode	POS | MAXH
Sweep: Time [ms] | Count | Points per Section | Type	50 | 200 | 10001 | SWE

RESULT					
Test Description	Lower Limit	Upper Limit	Measured	Unit	Verdict
Bandwidth 99%	---	---	888	kHz	INFO
T1 99%	2400.000000	---	2479.5394	MHz	PASS
T2 99%	---	2483.500000	2480.4278	MHz	PASS

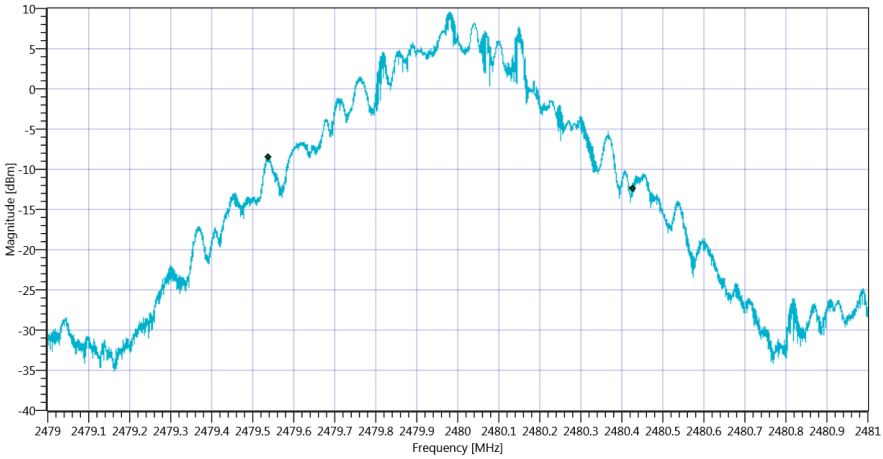

Plot_FCC Part 15.247 Bandwidth 99PCT-20dB ~ BT Classic Basic rate 99PCT_06072020_144500.png

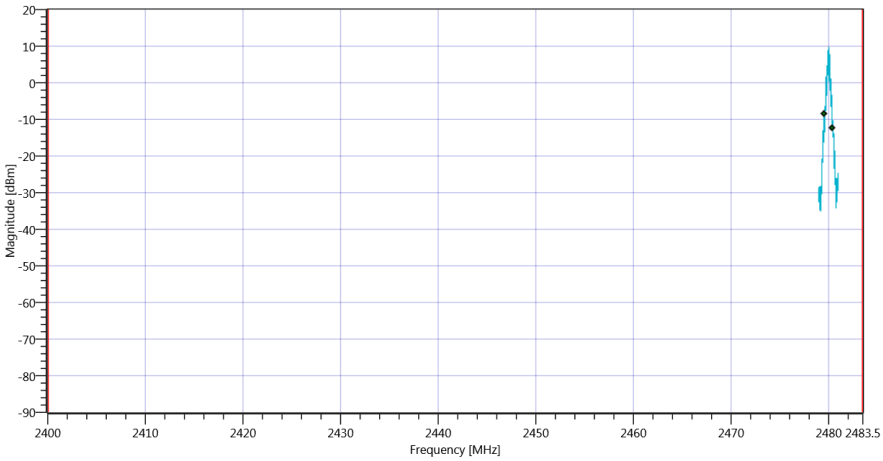

Plot_FCC Part 15.247 Bandwidth 99PCT-20dB ~ BT Classic Basic rate_06072020_144504.png

RESULT					
Test Description	Lower Limit	Upper Limit	Measured	Unit	Verdict
Bandwidth 20dB	---	---	882	kHz	INFO
T1 20DB	2400.000000	---	2479.5268	MHz	PASS
T2 20dB	---	2483.500000	2480.4084	MHz	PASS

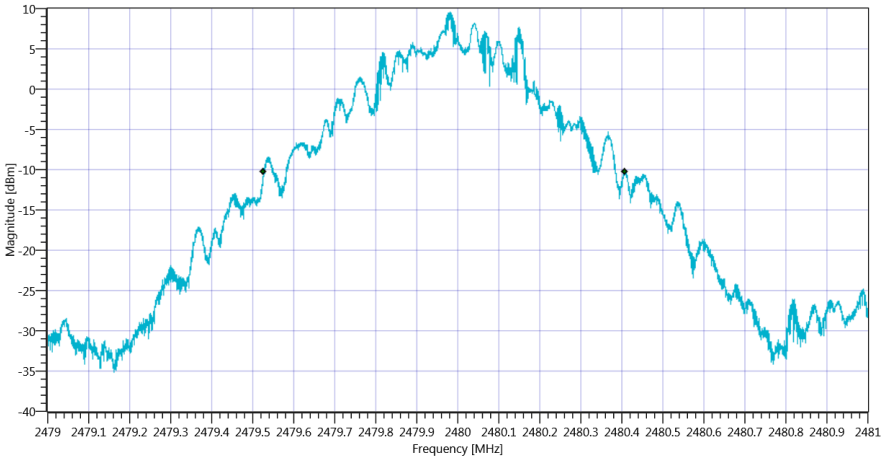

Plot_FCC Part 15.247 Bandwidth 99PCT-20dB ~ BT Classic Basic rate 20dB_06072020_144511.png

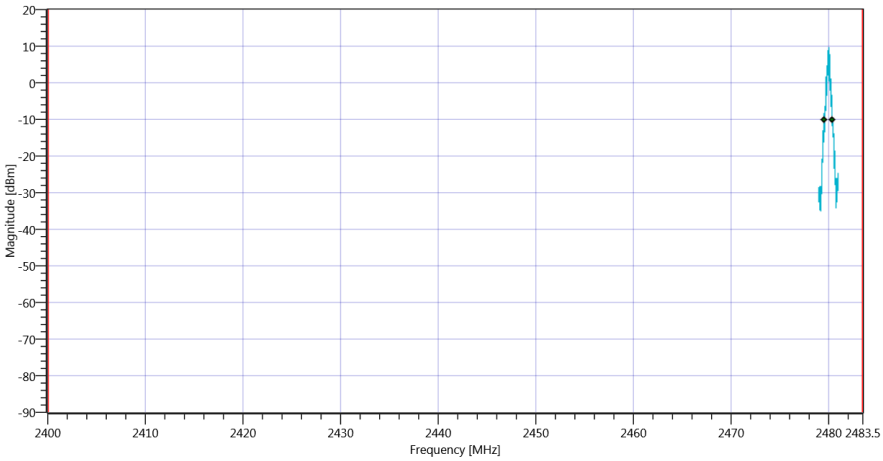

Plot_FCC Part 15.247 Bandwidth 99PCT-20dB ~ BT Classic Basic rate_06072020_144515.png

TEST FINISHED		
General Verdict	06.07.2020 14:45:15 / RT: 133 s	PASS

2. FCC Part 15.247 Bandwidth 99PCT-20dB ~ BT Classic EDR Pi/4DQPSK

Test References	
TC Start	06.07.2020 15:12:12
Ambit Temp [°C] | Humidity [rel%]	not enabled | not enabled
System Version	1.0.0.45
Test Specification	FCC Part 15.247
Test Method	
Class / TC Version	TC_VM_FCC15247_Bandwidth_99PCT_20dB_DTS_FHSS_V01 Version: 0.0.2
My Description	FCC 15.247 Bandwidth 99PCT - 20dB FHSS - BT Classic EDR Pi/4DQPSK
Add. Information	

Test Parameter	
Technology to test	BT Classic EDR Pi/4DQPSK
Antenna Port used	1
Temperature	mid
Voltage	mid
Frequency low to test	True | Freq [MHz] 2402
Frequency mid to test	True | Freq [MHz] 2441
Frequency high to test	True | Freq [MHz] 2480
Switched Path	IUT - SignalingUnit - SpectrumAnalyzer
Devices in use	| SA: Rohde&Schwarz,FSV-30,1321.3008K30/103170,3.60

Test at TX 2402 MHz

READ SA SETTINGS:	
RefLevel [dBm] | RefLevelOffset [dB] | InpAtt [dB]	14.69 | 10.51 | 20
Start [MHz] | Stop [MHz]	2400.700 | 2403.300
RBW [MHz] | VBW [MHz]	0.030000 | 0.100000
Detector | TraceMode	POS | MAXH
Sweep: Time [ms] | Count | Points per Section | Type	50 | 200 | 10001 | SWE

RESULT					
Test Description	Lower Limit	Upper Limit	Measured	Unit	Verdict
Bandwidth 99%	---	---	1167	kHz	INFO
T1 99%	2400.000000	---	2401.3930	MHz	PASS
T2 99%	---	2483.500000	2402.5600	MHz	PASS

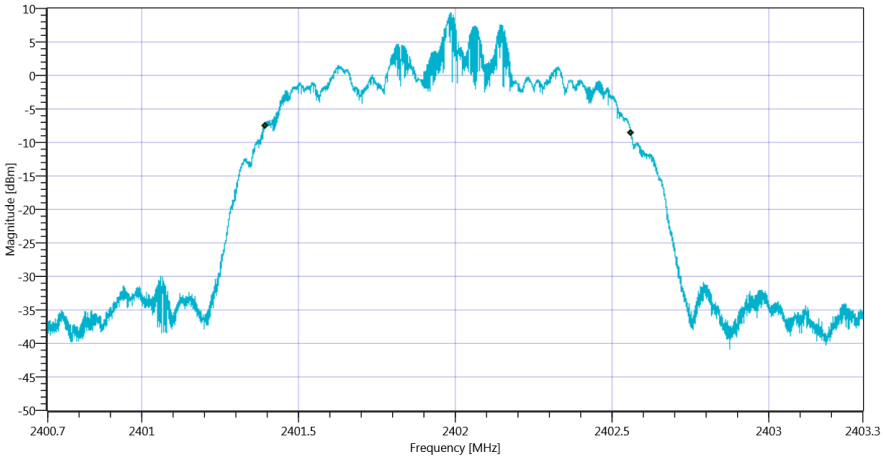

Plot_FCC Part 15.247 Bandwidth 99PCT-20dB ~ BT Classic EDR Pi-4DQPSK 99PCT_06072020_151241.png

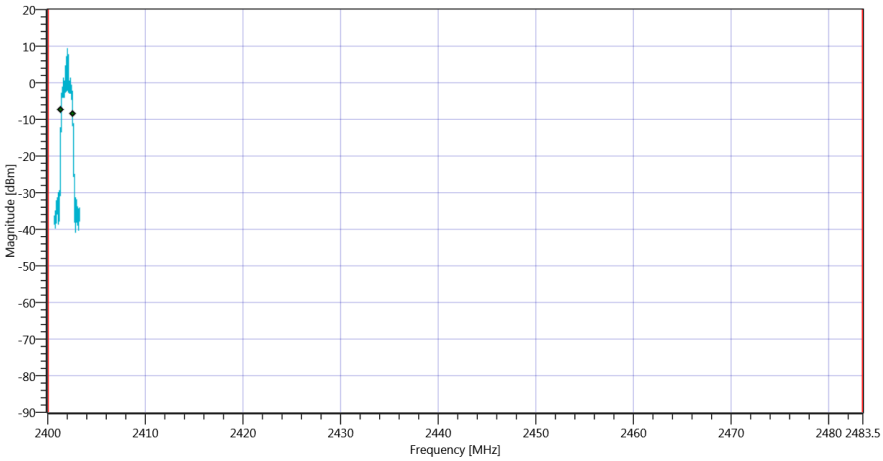

Plot_FCC Part 15.247 Bandwidth 99PCT-20dB ~ BT Classic EDR Pi-4DQPSK_06072020_151245.png

RESULT					
Test Description	Lower Limit	Upper Limit	Measured	Unit	Verdict
Bandwidth 20dB	---	---	1232	kHz	INFO
T1 20DB	2400.000000	---	2401.3596	MHz	PASS
T2 20dB	---	2483.500000	2402.5912	MHz	PASS

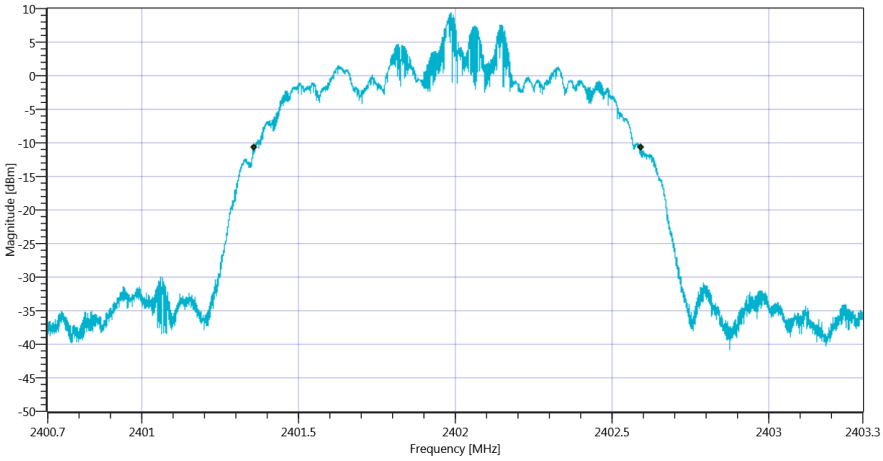

Plot_FCC Part 15.247 Bandwidth 99PCT-20dB ~ BT Classic EDR Pi-4DQPSK 20dB_06072020_151250.png

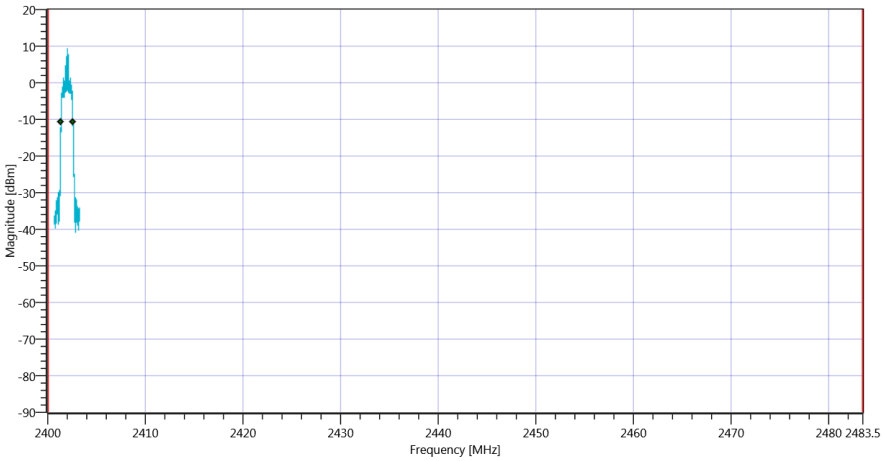

Plot_FCC Part 15.247 Bandwidth 99PCT-20dB ~ BT Classic EDR Pi-4DQPSK_06072020_151255.png

Test at TX 2441 MHz

READ SA SETTINGS:	
RefLevel [dBm] | RefLevelOffset [dB] | InpAtt [dB]	13.78 | 10.6 | 20
Start [MHz] | Stop [MHz]	2439.700 | 2442.300
RBW [MHz] | VBW [MHz]	0.030000 | 0.100000
Detector | TraceMode	POS | MAXH
Sweep: Time [ms] | Count | Points per Section | Type	50 | 200 | 10001 | SWE

RESULT					
Test Description	Lower Limit	Upper Limit	Measured	Unit	Verdict
Bandwidth 99%	---	---	1166	kHz	INFO
T1 99%	2400.000000	---	2440.3930	MHz	PASS
T2 99%	---	2483.500000	2441.5592	MHz	PASS

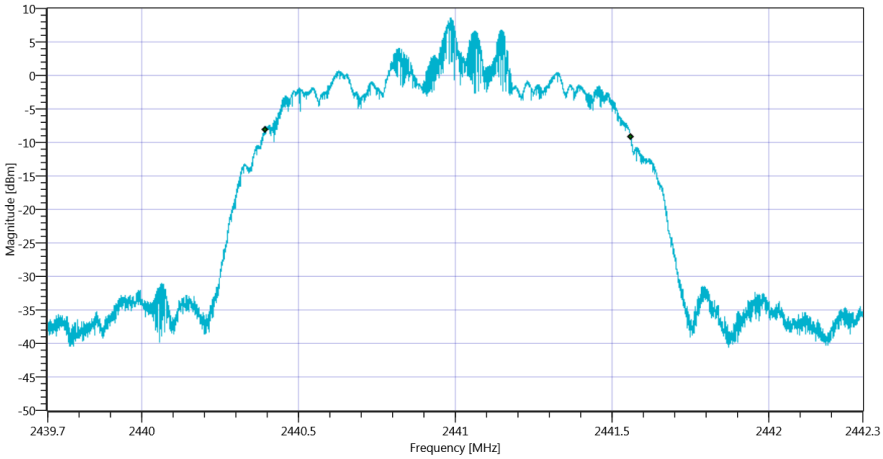

Plot_FCC Part 15.247 Bandwidth 99PCT-20dB ~ BT Classic EDR Pi-4DQPSK 99PCT_06072020_151322.png

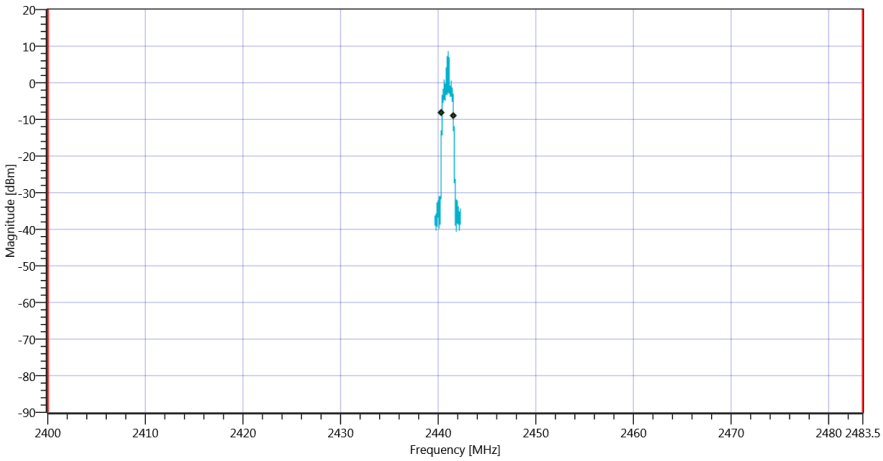

Plot_FCC Part 15.247 Bandwidth 99PCT-20dB ~ BT Classic EDR Pi-4DQPSK_06072020_151326.png

RESULT					
Test Description	Lower Limit	Upper Limit	Measured	Unit	Verdict
Bandwidth 20dB	---	---	1229	kHz	INFO
T1 20DB	2400.000000	---	2440.3594	MHz	PASS
T2 20dB	---	2483.500000	2441.5879	MHz	PASS

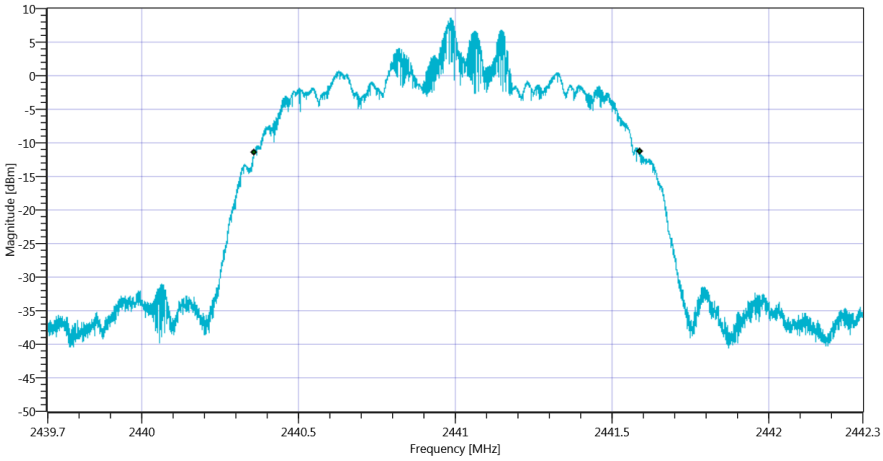

Plot_FCC Part 15.247 Bandwidth 99PCT-20dB ~ BT Classic EDR Pi-4DQPSK 20dB_06072020_151332.png

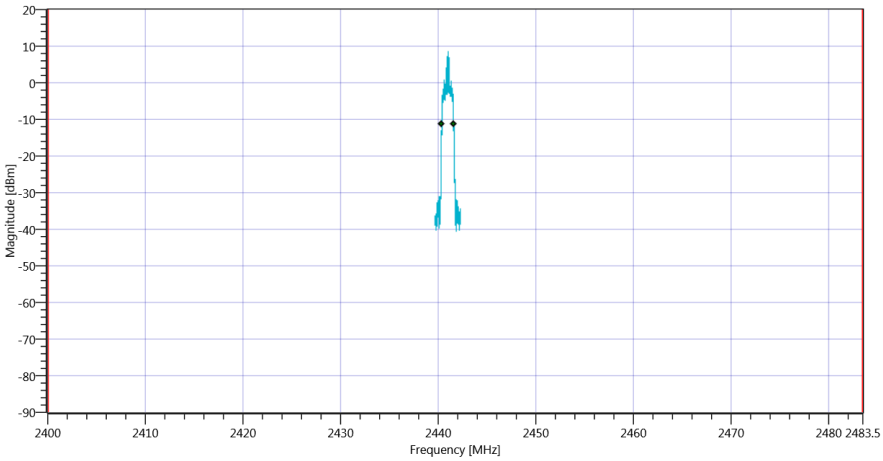

Plot_FCC Part 15.247 Bandwidth 99PCT-20dB ~ BT Classic EDR Pi-4DQPSK_06072020_151336.png

Test at TX 2480 MHz

READ SA SETTINGS:	
RefLevel [dBm] | RefLevelOffset [dB] | InpAtt [dB]	12.58 | 10.65 | 20
Start [MHz] | Stop [MHz]	2478.700 | 2481.300
RBW [MHz] | VBW [MHz]	0.030000 | 0.100000
Detector | TraceMode	POS | MAXH
Sweep: Time [ms] | Count | Points per Section | Type	50 | 200 | 10001 | SWE

RESULT					
Test Description	Lower Limit	Upper Limit	Measured	Unit	Verdict
Bandwidth 99%	---	---	1165	kHz	INFO
T1 99%	2400.000000	---	2479.3935	MHz	PASS
T2 99%	---	2483.500000	2480.5584	MHz	PASS

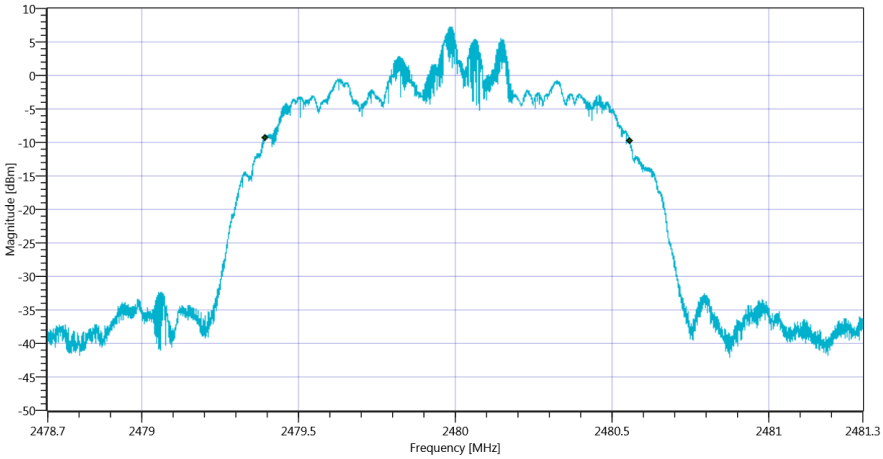

Plot_FCC Part 15.247 Bandwidth 99PCT-20dB ~ BT Classic EDR Pi-4DQPSK 99PCT_06072020_151404.png

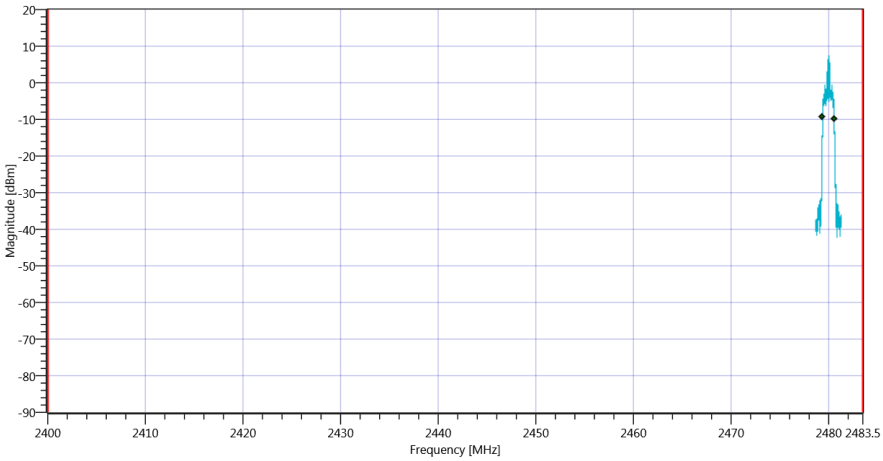

Plot_FCC Part 15.247 Bandwidth 99PCT-20dB ~ BT Classic EDR Pi-4DQPSK_06072020_151408.png

RESULT					
Test Description	Lower Limit	Upper Limit	Measured	Unit	Verdict
Bandwidth 20dB	---	---	1228	kHz	INFO
T1 20DB	2400.000000	---	2479.3594	MHz	PASS
T2 20dB	---	2483.500000	2480.5876	MHz	PASS

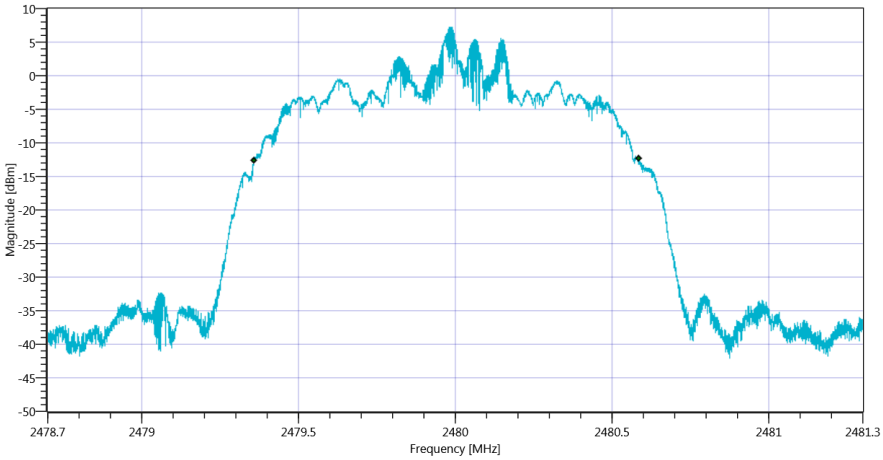

Plot_FCC Part 15.247 Bandwidth 99PCT-20dB ~ BT Classic EDR Pi-4DQPSK 20dB_06072020_151415.png

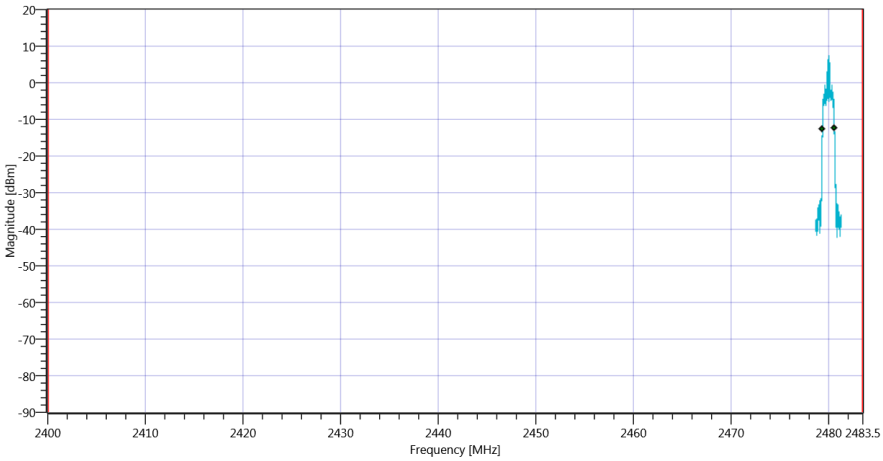

Plot_FCC Part 15.247 Bandwidth 99PCT-20dB ~ BT Classic EDR Pi-4DQPSK_06072020_151419.png

TEST FINISHED		
General Verdict	06.07.2020 15:14:20 / RT: 127 s	PASS

3. FCC Part 15.247 Bandwidth 99PCT-20dB ~ BT Classic EDR 8DPSK

Test References	
TC Start	06.07.2020 15:35:35
Ambit Temp [°C] | Humidity [rel%]	not enabled | not enabled
System Version	1.0.0.45
Test Specification	FCC Part 15.247
Test Method	
Class / TC Version	TC_VM_FCC15247_Bandwidth_99PCT_20dB_DTS_FHSS_V01 Version: 0.0.2
My Description	FCC 15.247 Bandwidth 99PCT - 20dB FHSS - BT Classic EDR 8DPSK
Add. Information	

Test Parameter	
Technology to test	BT Classic EDR 8DPSK
Antenna Port used	1
Temperature	mid
Voltage	mid
Frequency low to test	True | Freq [MHz] 2402
Frequency mid to test	True | Freq [MHz] 2441
Frequency high to test	True | Freq [MHz] 2480
Switched Path	IUT - SignalingUnit - SpectrumAnalyzer
Devices in use	| SA: Rohde&Schwarz,FSV-30,1321.3008K30/103170,3.60

Test at TX 2402 MHz

READ SA SETTINGS:	
RefLevel [dBm] | RefLevelOffset [dB] | InpAtt [dB]	14.46 | 10.51 | 20
Start [MHz] | Stop [MHz]	2400.700 | 2403.300
RBW [MHz] | VBW [MHz]	0.030000 | 0.100000
Detector | TraceMode	POS | MAXH
Sweep: Time [ms] | Count | Points per Section | Type	50 | 200 | 10001 | SWE

RESULT					
Test Description	Lower Limit	Upper Limit	Measured	Unit	Verdict
Bandwidth 99%	---	---	1174	kHz	INFO
T1 99%	2400.000000	---	2401.3924	MHz	PASS
T2 99%	---	2483.500000	2402.5667	MHz	PASS

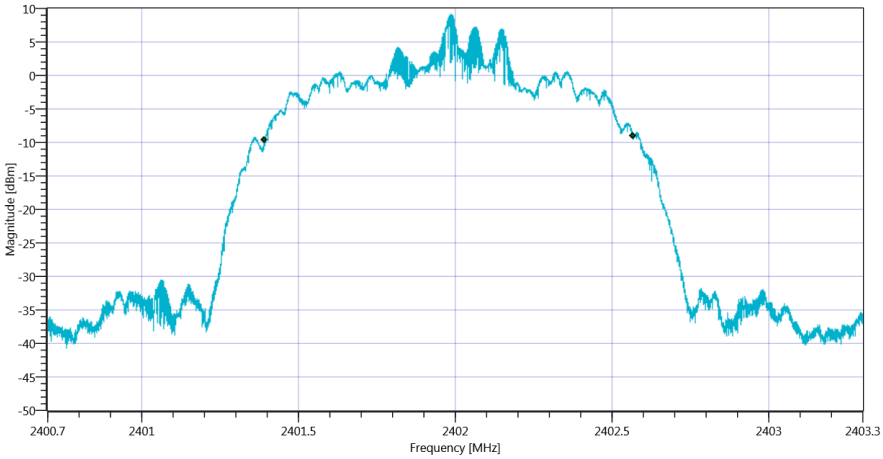

Plot_FCC Part 15.247 Bandwidth 99PCT-20dB ~ BT Classic EDR 8DPSK 99PCT_06072020_153604.png

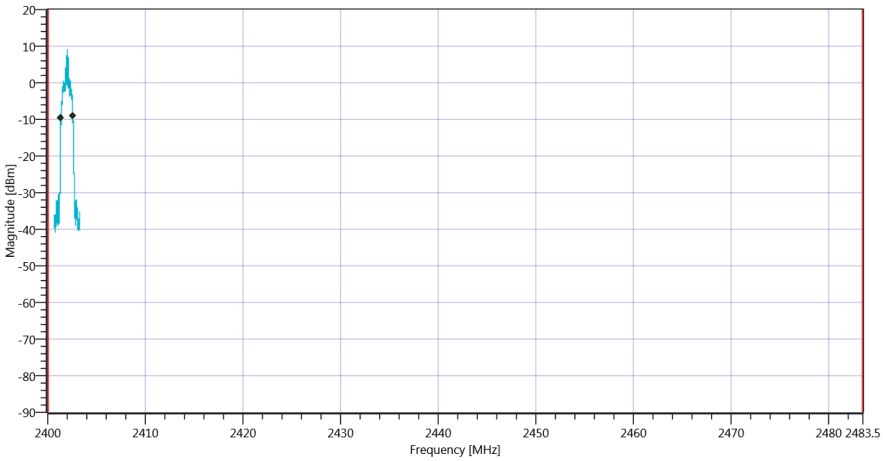

Plot_FCC Part 15.247 Bandwidth 99PCT-20dB ~ BT Classic EDR 8DPSK_06072020_153608.png

RESULT					
Test Description	Lower Limit	Upper Limit	Measured	Unit	Verdict
Bandwidth 20dB	---	---	1251	kHz	INFO
T1 20DB	2400.000000	---	2401.3456	MHz	PASS
T2 20dB	---	2483.500000	2402.5962	MHz	PASS

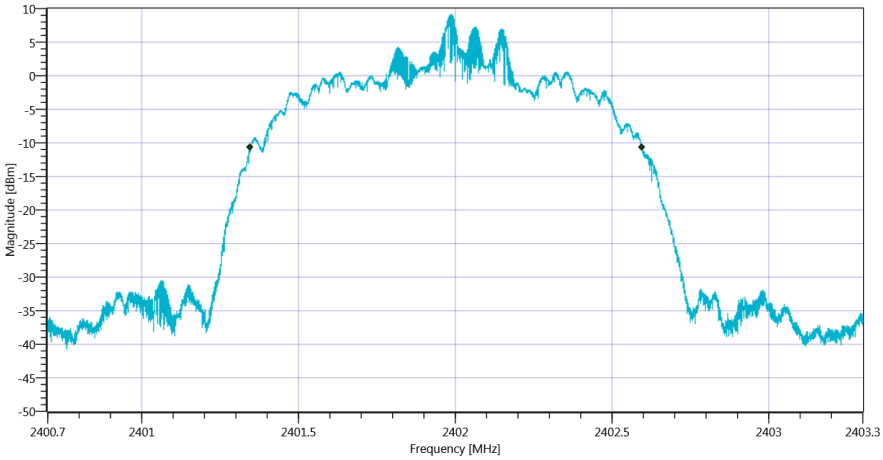

Plot_FCC Part 15.247 Bandwidth 99PCT-20dB ~ BT Classic EDR 8DPSK 20dB_06072020_153614.png

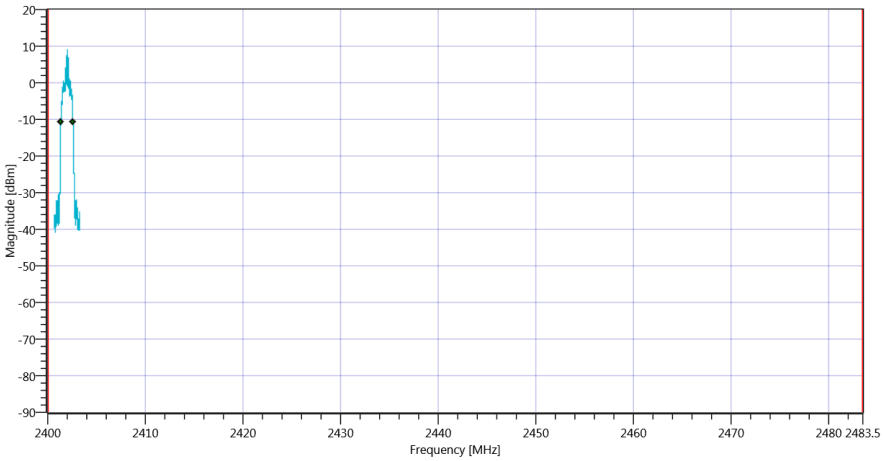

Plot_FCC Part 15.247 Bandwidth 99PCT-20dB ~ BT Classic EDR 8DPSK_06072020_153618.png

Test at TX 2441 MHz

READ SA SETTINGS:	
RefLevel [dBm] | RefLevelOffset [dB] | InpAtt [dB]	13.87 | 10.6 | 20
Start [MHz] | Stop [MHz]	2439.700 | 2442.300
RBW [MHz] | VBW [MHz]	0.030000 | 0.100000
Detector | TraceMode	POS | MAXH
Sweep: Time [ms] | Count | Points per Section | Type	50 | 200 | 10001 | SWE

RESULT					
Test Description	Lower Limit	Upper Limit	Measured	Unit	Verdict
Bandwidth 99%	---	---	1173	kHz	INFO
T1 99%	2400.000000	---	2440.3927	MHz	PASS
T2 99%	---	2483.500000	2441.5657	MHz	PASS

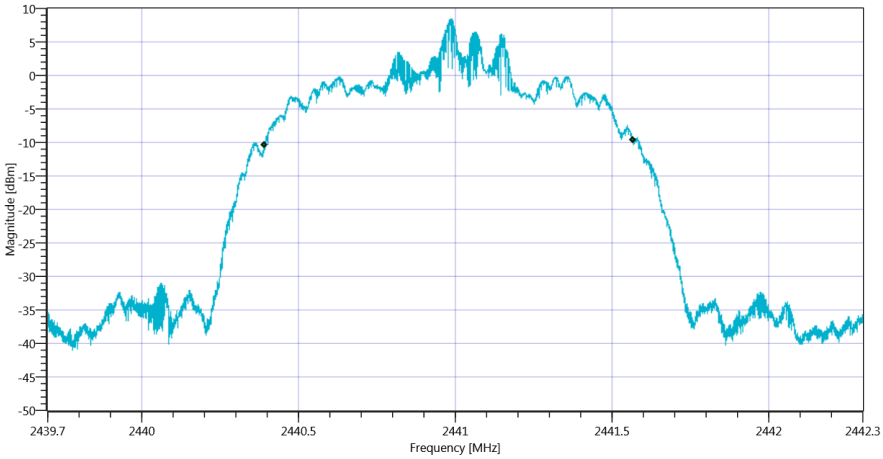

Plot_FCC Part 15.247 Bandwidth 99PCT-20dB ~ BT Classic EDR 8DPSK 99PCT_06072020_153646.png

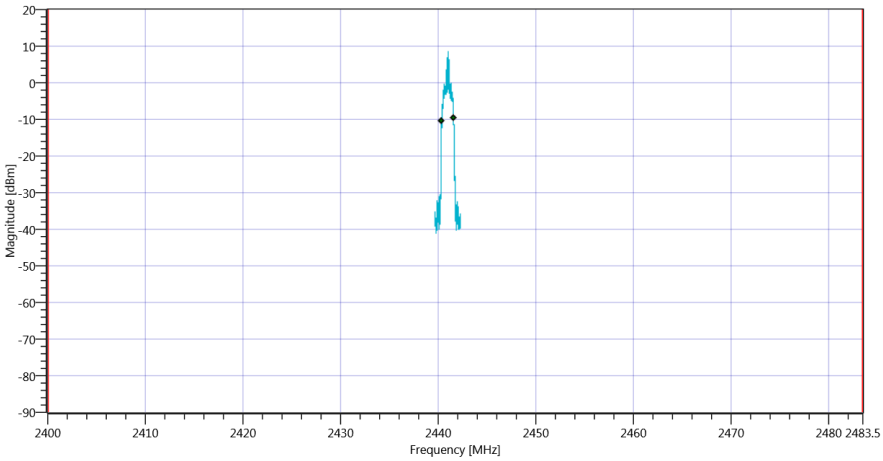

Plot_FCC Part 15.247 Bandwidth 99PCT-20dB ~ BT Classic EDR 8DPSK_06072020_153650.png

RESULT					
Test Description	Lower Limit	Upper Limit	Measured	Unit	Verdict
Bandwidth 20dB	---	---	1248	kHz	INFO
T1 20DB	2400.000000	---	2440.3474	MHz	PASS
T2 20dB	---	2483.500000	2441.5951	MHz	PASS

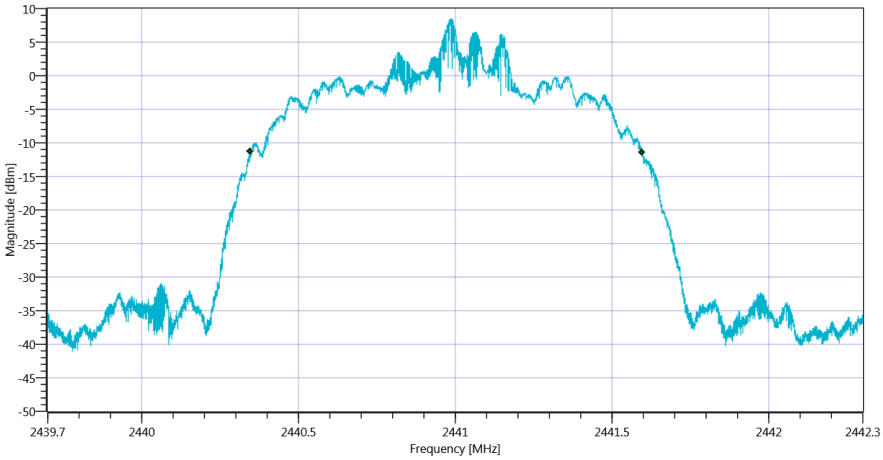

Plot_FCC Part 15.247 Bandwidth 99PCT-20dB ~ BT Classic EDR 8DPSK 20dB_06072020_153656.png

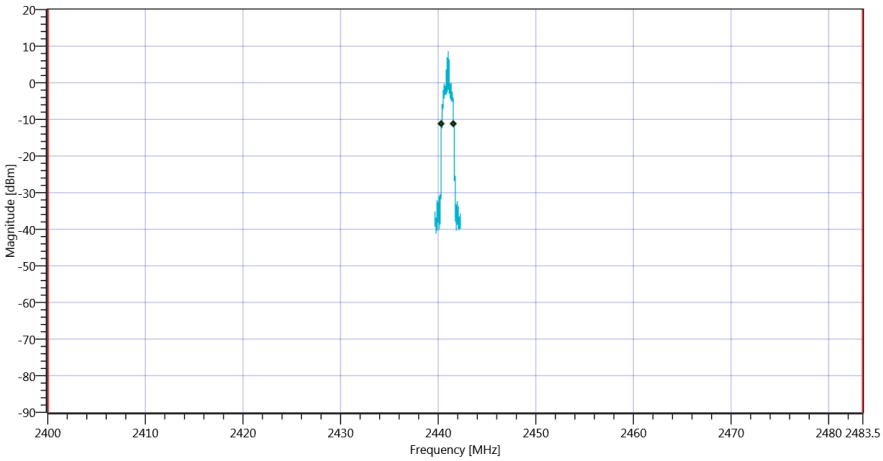

Plot_FCC Part 15.247 Bandwidth 99PCT-20dB ~ BT Classic EDR 8DPSK_06072020_153700.png

Test at TX 2480 MHz

READ SA SETTINGS:	
RefLevel [dBm] | RefLevelOffset [dB] | InpAtt [dB]	12.55 | 10.65 | 20
Start [MHz] | Stop [MHz]	2478.700 | 2481.300
RBW [MHz] | VBW [MHz]	0.030000 | 0.100000
Detector | TraceMode	POS | MAXH
Sweep: Time [ms] | Count | Points per Section | Type	50 | 200 | 10001 | SWE

RESULT					
Test Description	Lower Limit	Upper Limit	Measured	Unit	Verdict
Bandwidth 99%	---	---	1174	kHz	INFO
T1 99%	2400.000000	---	2479.3919	MHz	PASS
T2 99%	---	2483.500000	2480.5657	MHz	PASS

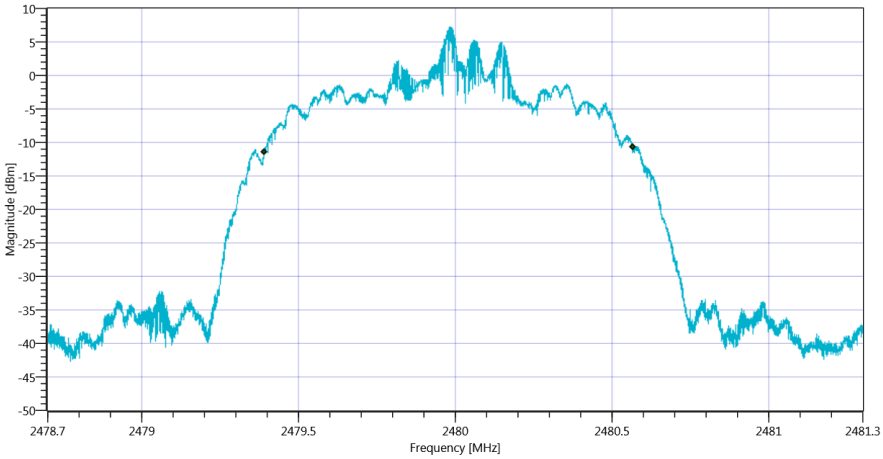

Plot_FCC Part 15.247 Bandwidth 99PCT-20dB ~ BT Classic EDR 8DPSK 99PCT_06072020_153732.png

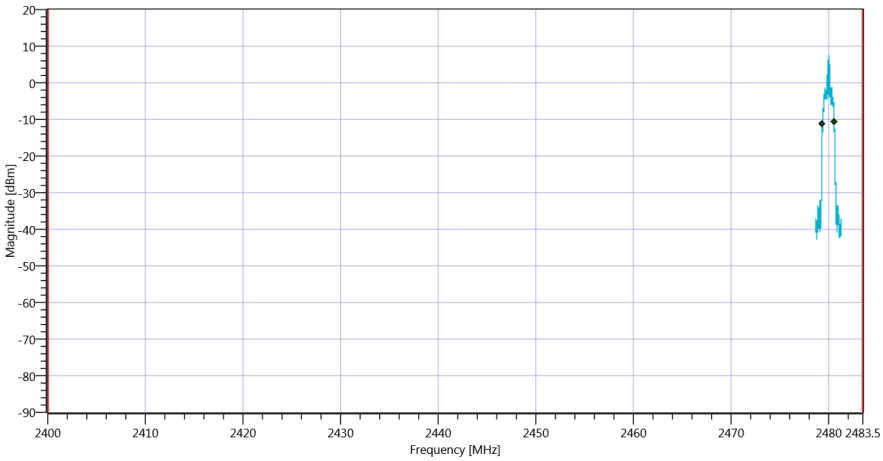

Plot_FCC Part 15.247 Bandwidth 99PCT-20dB ~ BT Classic EDR 8DPSK_06072020_153736.png

RESULT					
Test Description	Lower Limit	Upper Limit	Measured	Unit	Verdict
Bandwidth 20dB	---	---	1251	kHz	INFO
T1 20DB	2400.000000	---	2479.3453	MHz	PASS
T2 20dB	---	2483.500000	2480.5959	MHz	PASS

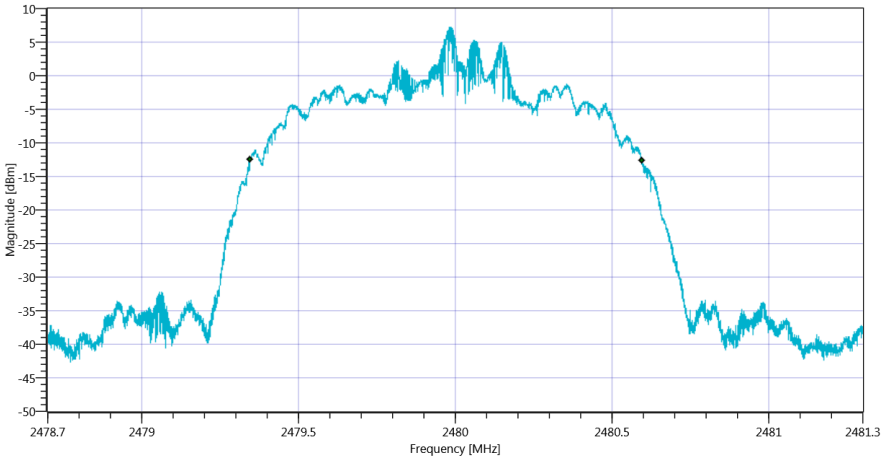

Plot_FCC Part 15.247 Bandwidth 99PCT-20dB ~ BT Classic EDR 8DPSK 20dB_06072020_153743.png

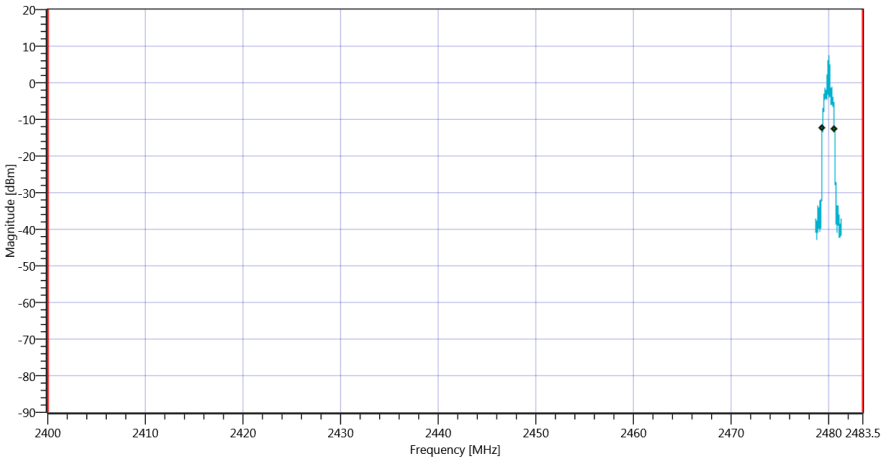

Plot_FCC Part 15.247 Bandwidth 99PCT-20dB ~ BT Classic EDR 8DPSK_06072020_153747.png

TEST FINISHED		
General Verdict	06.07.2020 15:37:47 / RT: 131 s	PASS

4. FCC Part 15.247 TX Spurious Conduced ~ BT Classic Basic rate

Test References	
TC Start	06.07.2020 14:45:20
Ambit Temp [°C] | Humidity [rel%]	not enabled | not enabled
System Version	1.0.0.45
Test Specification	FCC Part 15.247
Test Method	IF DTS then 8.5 DTS emissions in non-restricted frequency bands: Subclause 11.11 of ANSI C63.10 is applicable.
Class / TC Version	TC_VM_FCC15247_TX_Emissions_Conducted_V01 Version: 0.0.1
My Description	FCC 15.247 TX Emissions Conducted FHSS - BT Classic Basic Rate
Add. Information	

Test Parameter	
Technology to test	BT Classic Basic rate
Antenna Port used	1
Temperature	mid
Voltage	mid
Frequency low to test	True | Freq [MHz] 2402
Frequency mid to test	True | Freq [MHz] 2441
Frequency high to test	True | Freq [MHz] 2480
Switched Path	IUT - SignalingUnit - SpectrumAnalyzer
Devices in use	| SA: Rohde&Schwarz,FSV-30,1321.3008K30/103170,3.60

Test at TX 2402 MHz

READ SA SETTINGS:	
RefLevel [dBm] | RefLevelOffset [dB] | InpAtt [dB]	16.88 | 0 | 35
Start [MHz] | Stop [MHz]	24530.000 | 25030.000
RBW [MHz] | VBW [MHz]	0.100000 | 0.300000
Detector | TraceMode	POS | MAXH
Sweep: Time [ms] | Count | Points per Section | Type	500 | 8 | 3001 | SWE

RESULT					
Test Description	Lower Limit	Upper Limit	Measured	Unit	Verdict
Reference @ 2401.83 MHz	---	---	8.43	dBm	INFO
No peaks detected	---	---			PASS
Lowest margin to limit 16224.833 MHz	0	---	16.65	dB	INFO

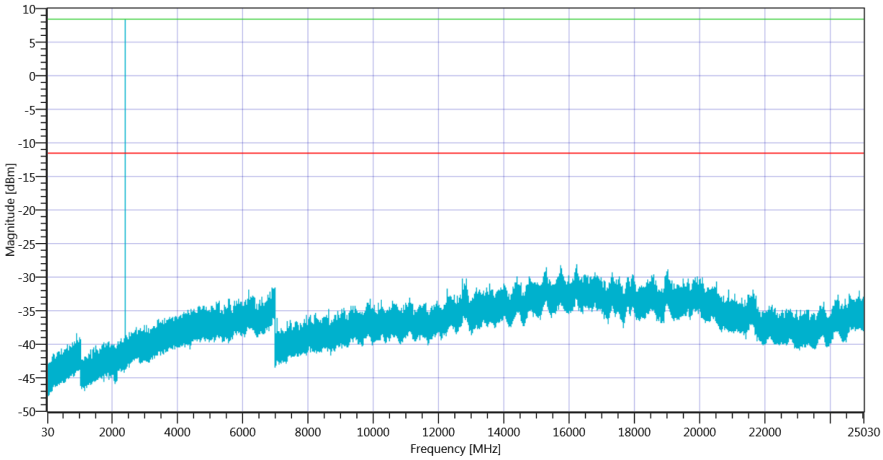

Plot_FCC Part 15.247 TX Spurious Conduced ~ BT Classic Basic rate 2402_06072020_145018.png

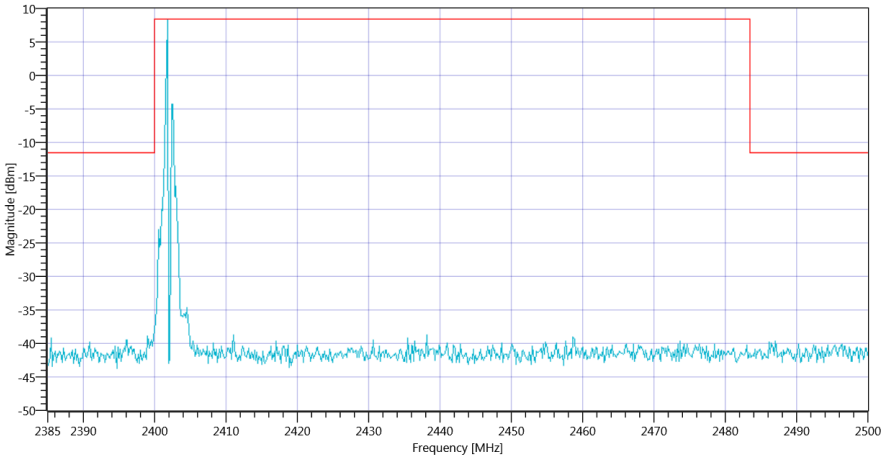

Plot_FCC Part 15.247 TX Spurious Conduced ~ BT Classic Basic rate 2402_06072020_145021.png

Test at TX 2441 MHz

READ SA SETTINGS:	
RefLevel [dBm] | RefLevelOffset [dB] | InpAtt [dB]	17.14 | 0 | 35
Start [MHz] | Stop [MHz]	24530.000 | 25030.000
RBW [MHz] | VBW [MHz]	0.100000 | 0.300000
Detector | TraceMode	POS | MAXH
Sweep: Time [ms] | Count | Points per Section | Type	500 | 8 | 3001 | SWE

RESULT					
Test Description	Lower Limit	Upper Limit	Measured	Unit	Verdict
Reference @ 2441.33 MHz	---	---	2.92	dBm	INFO
No peaks detected	---	---			PASS
Lowest margin to limit 15267.333 MHz	0	---	11.11	dB	INFO

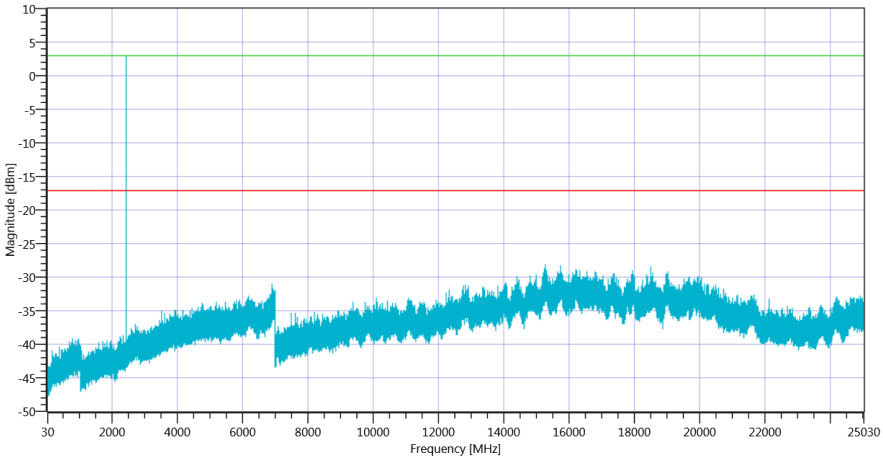

Plot_FCC Part 15.247 TX Spurious Conduced ~ BT Classic Basic rate 2441_06072020_145621.png

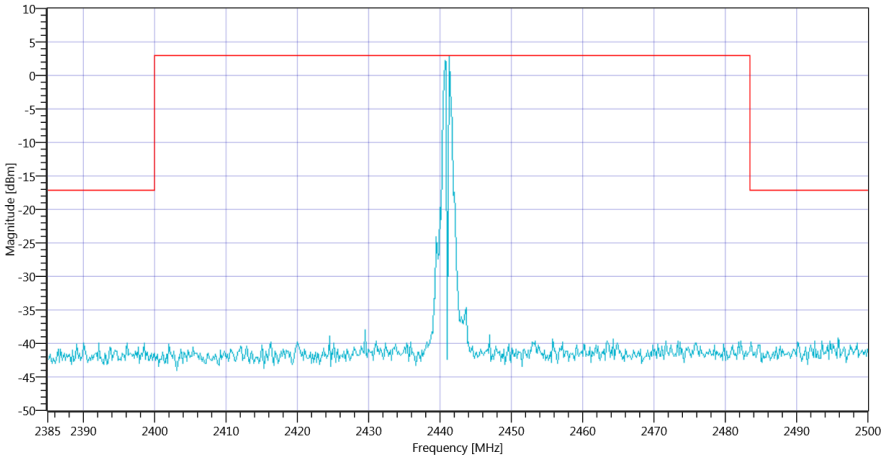

Plot_FCC Part 15.247 TX Spurious Conduced ~ BT Classic Basic rate 2441_06072020_145624.png

Test at TX 2480 MHz

READ SA SETTINGS:	
RefLevel [dBm] | RefLevelOffset [dB] | InpAtt [dB]	16.57 | 0 | 35
Start [MHz] | Stop [MHz]	24530.000 | 25030.000
RBW [MHz] | VBW [MHz]	0.100000 | 0.300000
Detector | TraceMode	POS | MAXH
Sweep: Time [ms] | Count | Points per Section | Type	500 | 8 | 3001 | SWE

RESULT

Test Description	Lower Limit	Upper Limit	Measured	Unit	Verdict
Reference @ 2480.00 MHz	---	---	10.58	dBm	INFO
No peaks detected	---	---			PASS
Lowest margin to limit 15290.333 MHz	0	---	18.18	dB	INFO

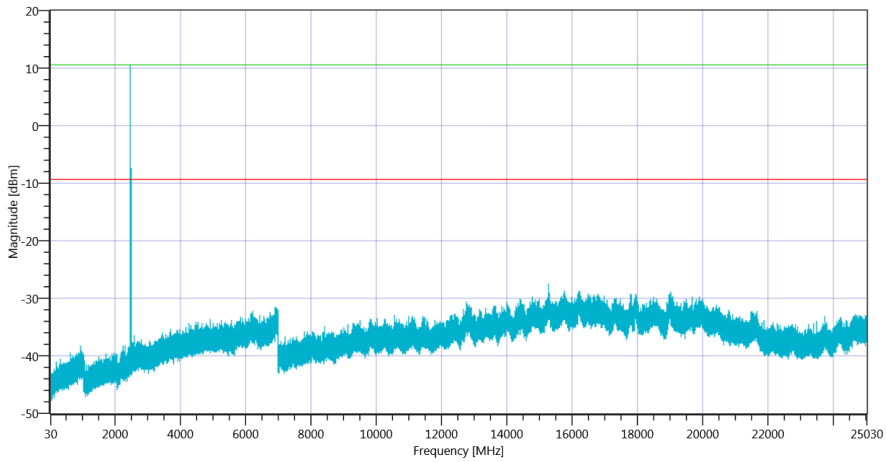

Plot_FCC Part 15.247 TX Spurious Conduced ~ BT Classic Basic rate 2480_06072020_150644.png

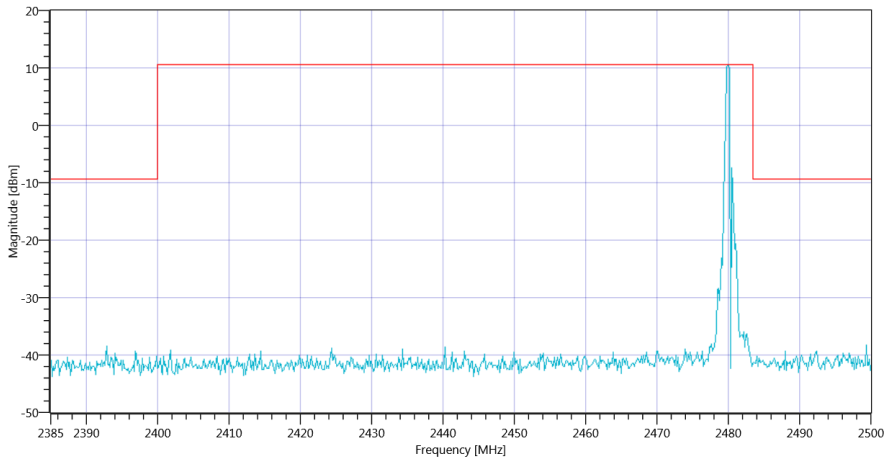

Plot_FCC Part 15.247 TX Spurious Conduced ~ BT Classic Basic rate 2480_06072020_150647.png

TEST FINISHED		
General Verdict	06.07.2020 15:06:49 / RT: 1288 s	PASS

5. FCC Part 15.247 TX Spurious Conduced ~ BT Classic EDR Pi/4DQPSK

Test References	
TC Start	06.07.2020 15:14:24
Ambit Temp [°C] | Humidity [rel%]	not enabled | not enabled
System Version	1.0.0.45
Test Specification	FCC Part 15.247
Test Method	IF DTS then 8.5 DTS emissions in non-restricted frequency bands: Subclause 11.11 of ANSI C63.10 is applicable.
Class / TC Version	TC_VM_FCC15247_TX_Emissions_Conducted_V01 Version: 0.0.1
My Description	FCC 15.247 TX Emissions Conducted FHSS - BT Classic EDR Pi/4DQPSK
Add. Information	

Test Parameter	
Technology to test	BT Classic EDR Pi/4DQPSK
Antenna Port used	1
Temperature	mid
Voltage	mid
Frequency low to test	True | Freq [MHz] 2402
Frequency mid to test	True | Freq [MHz] 2441
Frequency high to test	True | Freq [MHz] 2480
Switched Path	IUT - SignalingUnit - SpectrumAnalyzer
Devices in use	| SA: Rohde&Schwarz,FSV-30,1321.3008K30/103170,3.60

Test at TX 2402 MHz

READ SA SETTINGS:	
RefLevel [dBm] | RefLevelOffset [dB] | InpAtt [dB]	14.87 | 0 | 30
Start [MHz] | Stop [MHz]	24530.000 | 25030.000
RBW [MHz] | VBW [MHz]	0.100000 | 0.300000
Detector | TraceMode	POS | MAXH
Sweep: Time [ms] | Count | Points per Section | Type	500 | 8 | 3001 | SWE

RESULT					
Test Description	Lower Limit	Upper Limit	Measured	Unit	Verdict
Reference @ 2401.83 MHz	---	---	6.27	dBm	INFO
No peaks detected	---	---			PASS
Lowest margin to limit 17954.167 MHz	0	---	17.89	dB	INFO

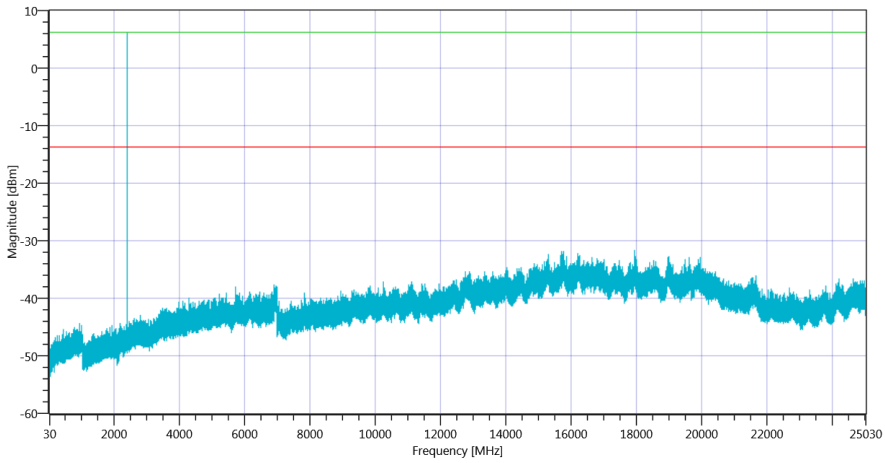

Plot_FCC Part 15.247 TX Spurious Conduced ~ BT Classic EDR Pi-4DQPSK 2402_06072020_151914.png

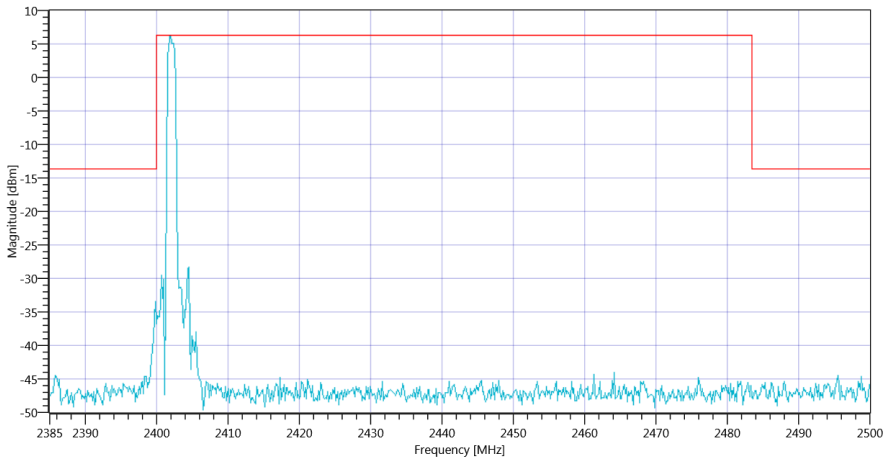

Plot_FCC Part 15.247 TX Spurious Conduced ~ BT Classic EDR Pi-4DQPSK 2402_06072020_151917.png

Test at TX 2441 MHz

READ SA SETTINGS:	
RefLevel [dBm] | RefLevelOffset [dB] | InpAtt [dB]	13.86 | 0 | 30
Start [MHz] | Stop [MHz]	24530.000 | 25030.000
RBW [MHz] | VBW [MHz]	0.100000 | 0.300000
Detector | TraceMode	POS | MAXH
Sweep: Time [ms] | Count | Points per Section | Type	500 | 8 | 3001 | SWE

RESULT					
Test Description	Lower Limit	Upper Limit	Measured	Unit	Verdict
Reference @ 2440.83 MHz	---	---	8.42	dBm	INFO
No peaks detected	---	---			PASS
Lowest margin to limit 16189.333 MHz	0	---	19.77	dB	INFO

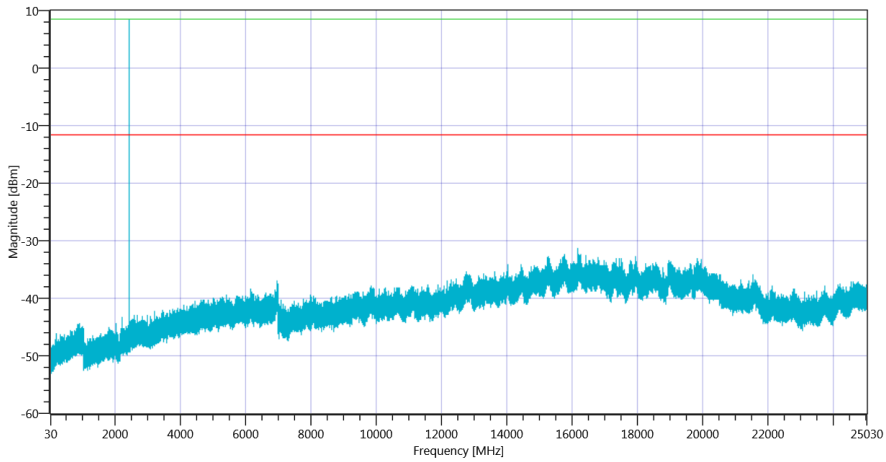

Plot_FCC Part 15.247 TX Spurious Conduced ~ BT Classic EDR Pi-4DQPSK 2441_06072020_152558.png

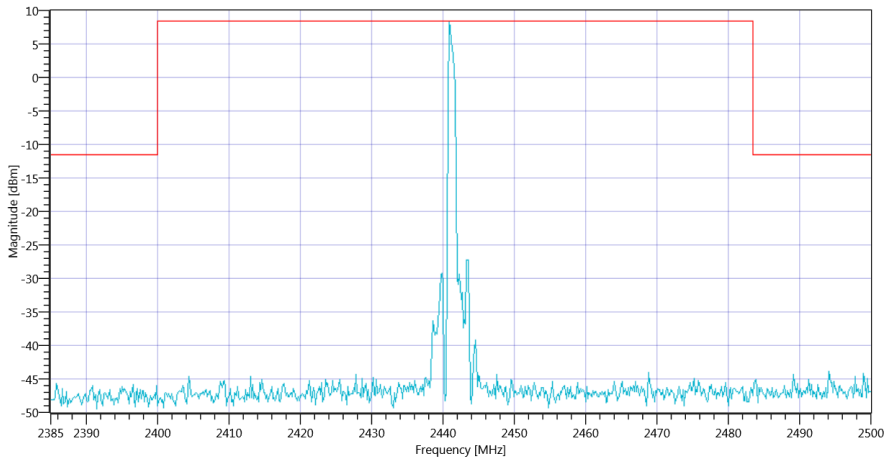

Plot_FCC Part 15.247 TX Spurious Conduced ~ BT Classic EDR Pi-4DQPSK 2441_06072020_152601.png

Test at TX 2480 MHz

READ SA SETTINGS:	
RefLevel [dBm] | RefLevelOffset [dB] | InpAtt [dB]	12.59 | 0 | 30
Start [MHz] | Stop [MHz]	24530.000 | 25030.000
RBW [MHz] | VBW [MHz]	0.100000 | 0.300000
Detector | TraceMode	POS | MAXH
Sweep: Time [ms] | Count | Points per Section | Type	500 | 8 | 3001 | SWE

RESULT

Test Description	Lower Limit	Upper Limit	Measured	Unit	Verdict
Reference @ 2480.00 MHz	---	---	3.96	dBm	INFO
No peaks detected	---	---			PASS
Lowest margin to limit 15771.667 MHz	0	---	16.15	dB	INFO

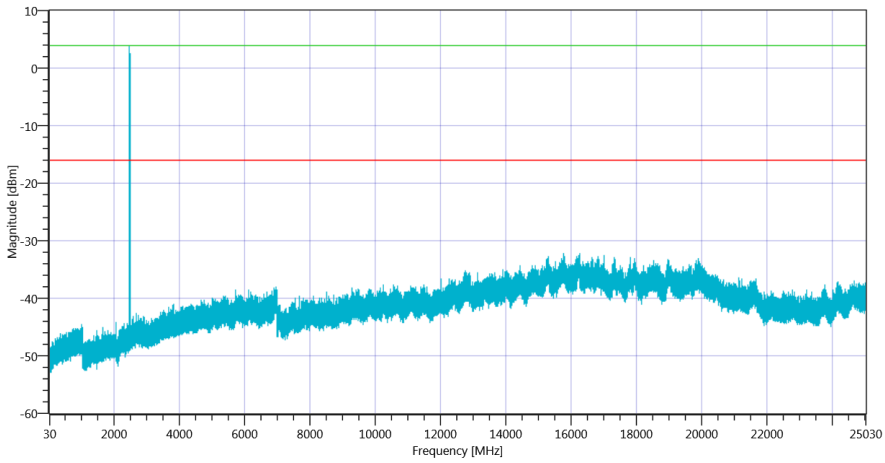

Plot_FCC Part 15.247 TX Spurious Conduced ~ BT Classic EDR Pi-4DQPSK 2480_06072020_153305.png

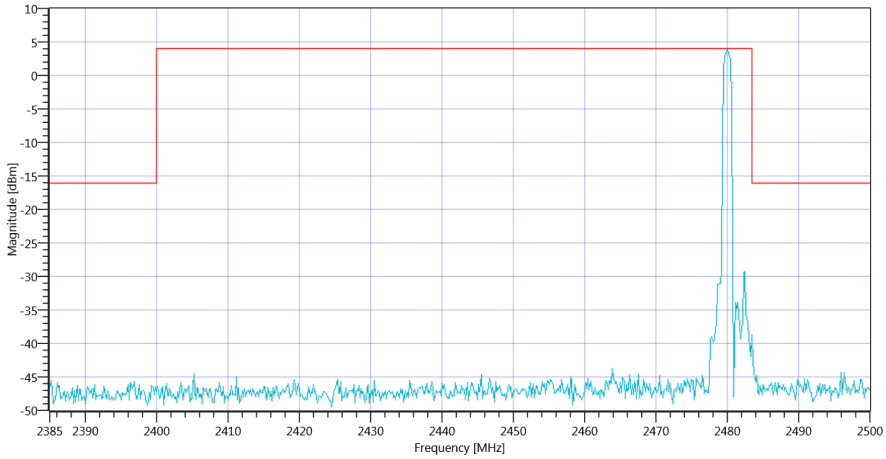

Plot_FCC Part 15.247 TX Spurious Conduced ~ BT Classic EDR Pi-4DQPSK 2480_06072020_153308.png

TEST FINISHED		
General Verdict	06.07.2020 15:33:10 / RT: 1125 s	PASS

6. FCC Part 15.247 TX Spurious Conduced ~ BT Classic EDR 8DPSK

Test References	
TC Start	06.07.2020 15:37:52
Ambit Temp [°C] | Humidity [rel%]	not enabled | not enabled
System Version	1.0.0.45
Test Specification	FCC Part 15.247
Test Method	IF DTS then 8.5 DTS emissions in non-restricted frequency bands: Subclause 11.11 of ANSI C63.10 is applicable.
Class / TC Version	TC_VM_FCC15247_TX_Emissions_Conducted_V01 Version: 0.0.1
My Description	FCC 15.247 TX Emissions Conducted FHSS - BT Classic EDR 8DPSK
Add. Information	

Test Parameter	
Technology to test	BT Classic EDR 8DPSK
Antenna Port used	1
Temperature	mid
Voltage	mid
Frequency low to test	True | Freq [MHz] 2402
Frequency mid to test	True | Freq [MHz] 2441
Frequency high to test	True | Freq [MHz] 2480
Switched Path	IUT - SignalingUnit - SpectrumAnalyzer
Devices in use	| SA: Rohde&Schwarz,FSV-30,1321.3008K30/103170,3.60

Test at TX 2402 MHz

READ SA SETTINGS:	
RefLevel [dBm] | RefLevelOffset [dB] | InpAtt [dB]	14.89 | 0 | 30
Start [MHz] | Stop [MHz]	24530.000 | 25030.000
RBW [MHz] | VBW [MHz]	0.100000 | 0.300000
Detector | TraceMode	POS | MAXH
Sweep: Time [ms] | Count | Points per Section | Type	500 | 8 | 3001 | SWE

RESULT					
Test Description	Lower Limit	Upper Limit	Measured	Unit	Verdict
Reference @ 2402.00 MHz	---	---	8.86	dBm	INFO
No peaks detected	---	---			PASS
Lowest margin to limit 19002.5 MHz	0	---	20.54	dB	INFO

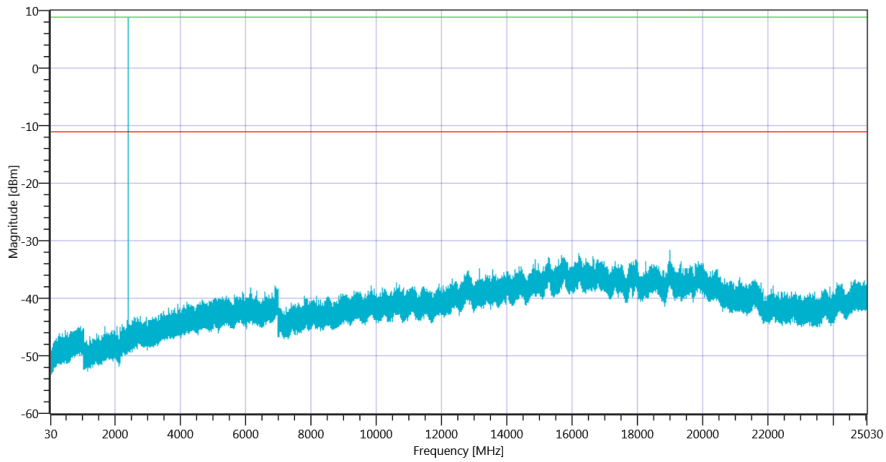

Plot_FCC Part 15.247 TX Spurious Conduced ~ BT Classic EDR 8DPSK 2402_06072020_154241.png

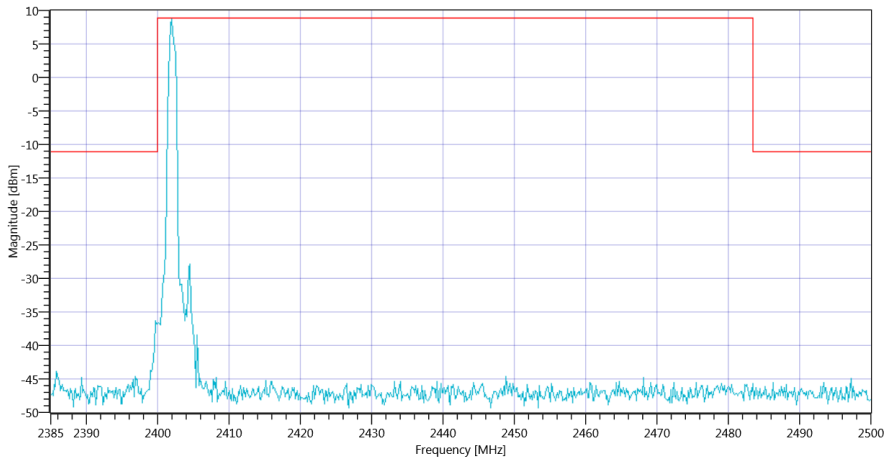

Plot_FCC Part 15.247 TX Spurious Conduced ~ BT Classic EDR 8DPSK 2402_06072020_154244.png

Test at TX 2441 MHz

READ SA SETTINGS:	
RefLevel [dBm] | RefLevelOffset [dB] | InpAtt [dB]	13.79 | 0 | 30
Start [MHz] | Stop [MHz]	24530.000 | 25030.000
RBW [MHz] | VBW [MHz]	0.100000 | 0.300000
Detector | TraceMode	POS | MAXH
Sweep: Time [ms] | Count | Points per Section | Type	500 | 8 | 3001 | SWE

RESULT					
Test Description	Lower Limit	Upper Limit	Measured	Unit	Verdict
Reference @ 2440.83 MHz	---	---	4.56	dBm	INFO
No peaks detected	---	---			PASS
Lowest margin to limit 16227.167 MHz	0	---	16.44	dB	INFO

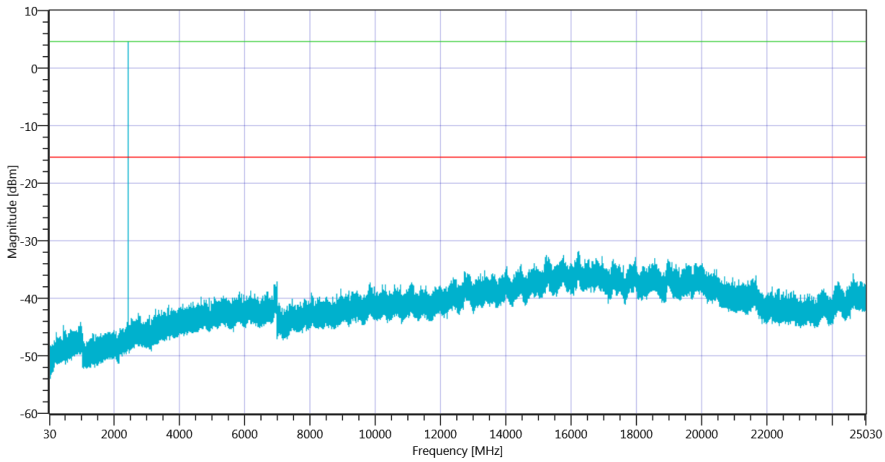

Plot_FCC Part 15.247 TX Spurious Conduced ~ BT Classic EDR 8DPSK 2441_06072020_154834.png

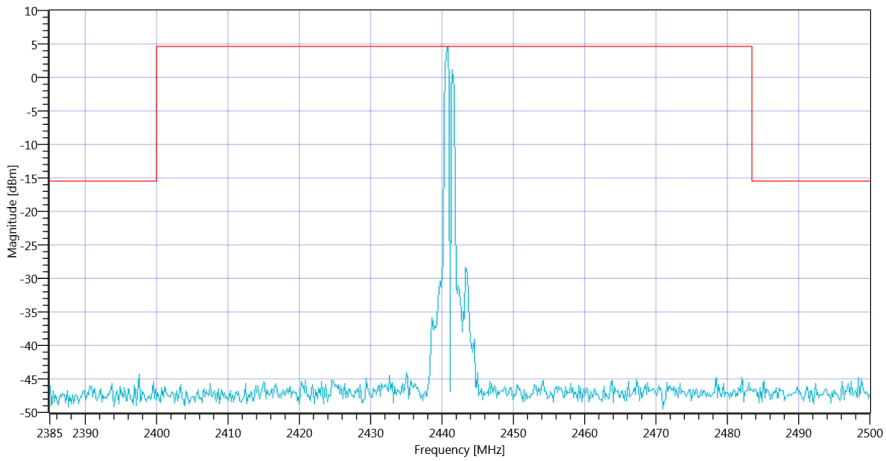

Plot_FCC Part 15.247 TX Spurious Conduced ~ BT Classic EDR 8DPSK 2441_06072020_154837.png

Test at TX 2480 MHz

READ SA SETTINGS:	
RefLevel [dBm] | RefLevelOffset [dB] | InpAtt [dB]	12.95 | 0 | 30
Start [MHz] | Stop [MHz]	24530.000 | 25030.000
RBW [MHz] | VBW [MHz]	0.100000 | 0.300000
Detector | TraceMode	POS | MAXH
Sweep: Time [ms] | Count | Points per Section | Type	500 | 8 | 3001 | SWE

RESULT

Test Description	Lower Limit	Upper Limit	Measured	Unit	Verdict
Reference @ 2480.00 MHz	---	---	7.79	dBm	INFO
No peaks detected	---	---			PASS
Lowest margin to limit 15756.5 MHz	0	---	19.88	dB	INFO

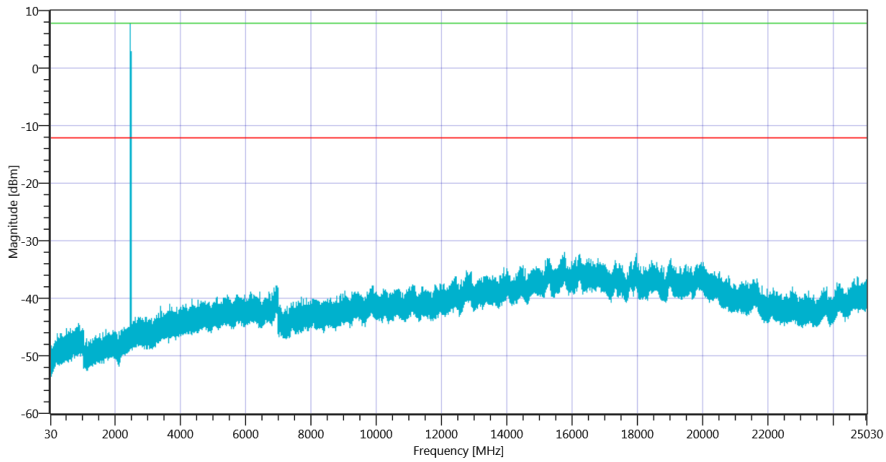

Plot_FCC Part 15.247 TX Spurious Conduced ~ BT Classic EDR 8DPSK 2480_06072020_155907.png

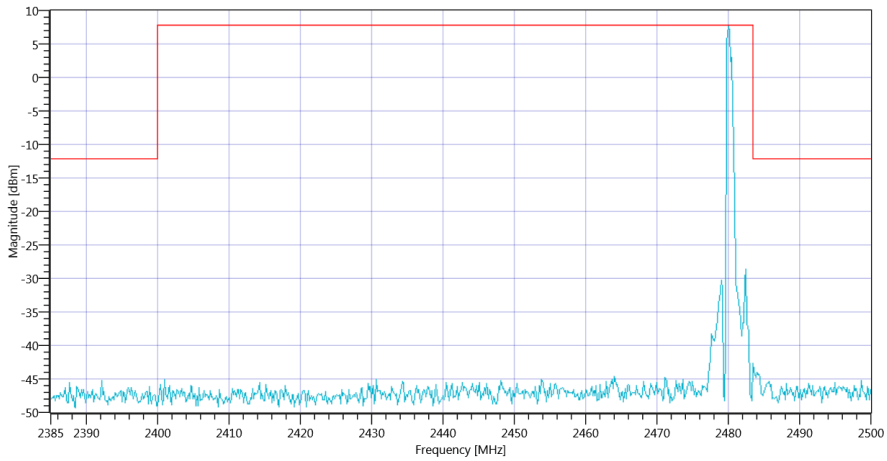

Plot_FCC Part 15.247 TX Spurious Conduced ~ BT Classic EDR 8DPSK 2480_06072020_155910.png

TEST FINISHED		
General Verdict	06.07.2020 15:59:12 / RT: 1279 s	PASS

7. Common2G4 Peak OP 3MHz/3MHz ~ BT Classic Basic rate

Test References	
TC Start	06.07.2020 14:34:47
Ambit Temp [°C] | Humidity [rel%]	not enabled | not enabled
System Version	1.0.0.45
Test Specification	None
Test Method	
Class / TC Version	TC_VM_Common2G4_Peak_Output_Power_Conducted_3MHz_3MHz_V01 Version: 0.0.1
My Description	Peak Output Power conducted 3MHz/3MHz - BT Classic Basic Rate
Add. Information	

Test Parameter	
Technology to test	BT Classic Basic rate
Antenna Port used	1
Temperature	mid
Voltage	mid
Frequency low to test	True | Freq [MHz] 2402
Frequency mid to test	True | Freq [MHz] 2441
Frequency high to test	True | Freq [MHz] 2480
Switched Path	IUT - SignalingUnit - SpectrumAnalyzer
Devices in use	| SA: Rohde&Schwarz,FSV-30,1321.3008K30/103170,3.60

Test at TX 2402 MHz

READ SA SETTINGS:	
RefLevel [dBm] | RefLevelOffset [dB] | InpAtt [dB]	21.40 | 10.51 | 30
Start [MHz] | Stop [MHz]	2399.500 | 2404.500
RBW [MHz] | VBW [MHz]	3.000000 | 3.000000
Detector | TraceMode	POS | MAXH
Sweep: Time [ms] | Count | Points per Section | Type	1000 | 10 | 1001 | SWE

RESULT					
Test Description	Lower Limit	Upper Limit	Measured	Unit	Verdict
Peak Power	---	---	11.63	dBm	Info
Peak Power	---	---	14.554591	mW	Info
Frequency at Peak	---	---	2402.14	MHz	Info

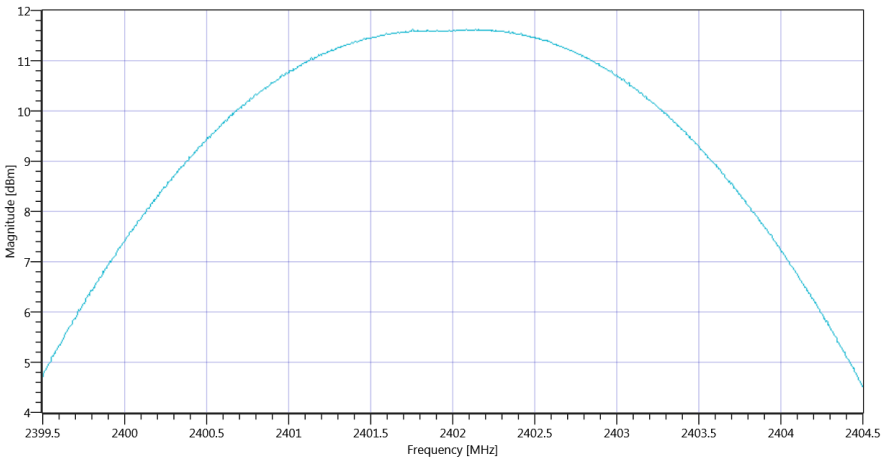

Plot_Common2G4 Peak OP 3MHz-3MHz ~ BT Classic Basic rate_06072020_143516.png

Test at TX 2441 MHz

READ SA SETTINGS:	
RefLevel [dBm] | RefLevelOffset [dB] | InpAtt [dB]	22.15 | 10.6 | 30
Start [MHz] | Stop [MHz]	2438.500 | 2443.500
RBW [MHz] | VBW [MHz]	3.000000 | 3.000000
Detector | TraceMode	POS | MAXH
Sweep: Time [ms] | Count | Points per Section | Type	1000 | 10 | 1001 | SWE

RESULT					
Test Description	Lower Limit	Upper Limit	Measured	Unit	Verdict
Peak Power	---	---	12.32	dBm	Info
Peak Power	---	---	17.060824	mW	Info
Frequency at Peak	---	---	2441.01	MHz	Info

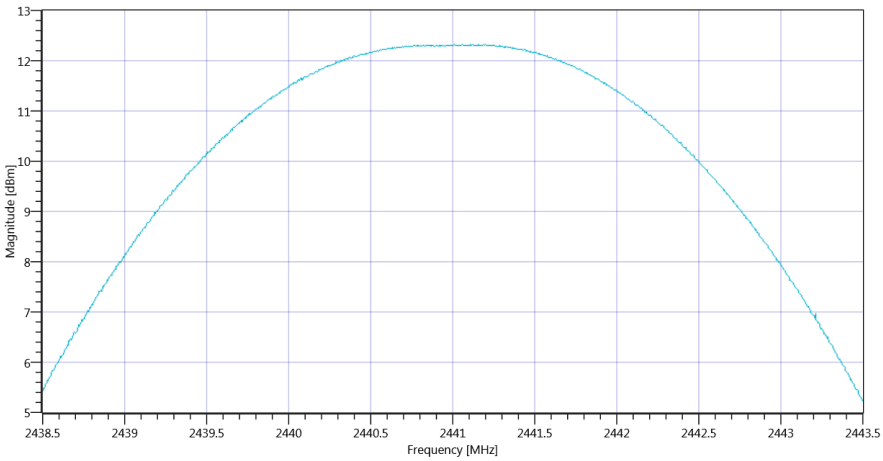

Plot_Common2G4 Peak OP 3MHz-3MHz ~ BT Classic Basic rate_06072020_143552.png

Test at TX 2480 MHz

READ SA SETTINGS:	
RefLevel [dBm] | RefLevelOffset [dB] | InpAtt [dB]	21.67 | 10.65 | 30
Start [MHz] | Stop [MHz]	2477.500 | 2482.500
RBW [MHz] | VBW [MHz]	3.000000 | 3.000000
Detector | TraceMode	POS | MAXH
Sweep: Time [ms] | Count | Points per Section | Type	1000 | 10 | 1001 | SWE

RESULT

Test Description	Lower Limit	Upper Limit	Measured	Unit	Verdict
Peak Power	---	---	11.84	dBm	Info
Peak Power	---	---	15.275661	mW	Info
Frequency at Peak	---	---	2479.95	MHz	Info

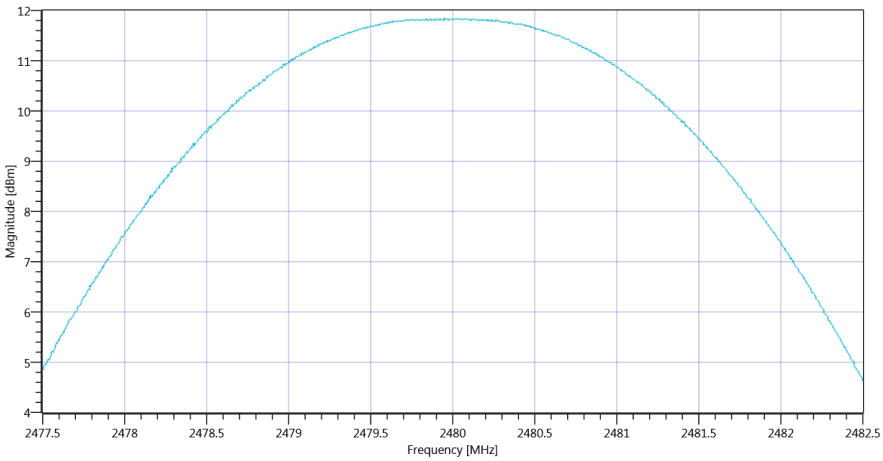

Plot_Common2G4 Peak OP 3MHz-3MHz ~ BT Classic Basic rate_06072020_143628.png

TEST FINISHED		
General Verdict	06.07.2020 14:36:28 / RT: 100 s	PASS

8. FCC Part 15.247 Maximum Peak Conducted Output Power FHSS ~ BT Classic Basic rate

Test References	
TC Start	06.07.2020 14:36:33
Ambit Temp [°C] | Humidity [rel%]	not enabled | not enabled
System Version	1.0.0.45
Test Specification	FCC Part 15.247
Test Method	
Class / TC Version	TC_VM_FCC15247_Maximum_Peak_Conducted_Output_Power_FHSS_V01 Version: 0.0.1
My Description	FCC 15.247 Maximum Peak Output Power Conducted FHSS - BT Classic Basic Rate
Add. Information	

Test Parameter	
Technology to test	BT Classic Basic rate
Antenna Port used	1
Temperature	mid
Voltage	mid
Frequency low to test	True | Freq [MHz] 2402
Frequency mid to test	True | Freq [MHz] 2441
Frequency high to test	True | Freq [MHz] 2480
Switched Path	IUT - SignalingUnit - SpectrumAnalyzer
Devices in use	| SA: Rohde&Schwarz,FSV-30,1321.3008K30/103170,3.60

Test at TX 2402 MHz

READ SA SETTINGS:	
RefLevel [dBm] | RefLevelOffset [dB] | InpAtt [dB]	21.84 | 10.51 | 30
Start [MHz] | Stop [MHz]	2399.500 | 2404.500
RBW [MHz] | VBW [MHz]	3.000000 | 10.000000
Detector | TraceMode	POS | MAXH
Sweep: Time [ms] | Count | Points per Section | Type	1000 | 10 | 1001 | SWE

RESULT					
Test Description	Lower Limit	Upper Limit	Measured	Unit	Verdict
Peak Power	---	30.00	12.07	dBm	PASS
Peak Power	---	1000	16.106456	mW	PASS
Frequency at Peak	---	---	2402.1	MHz	Information

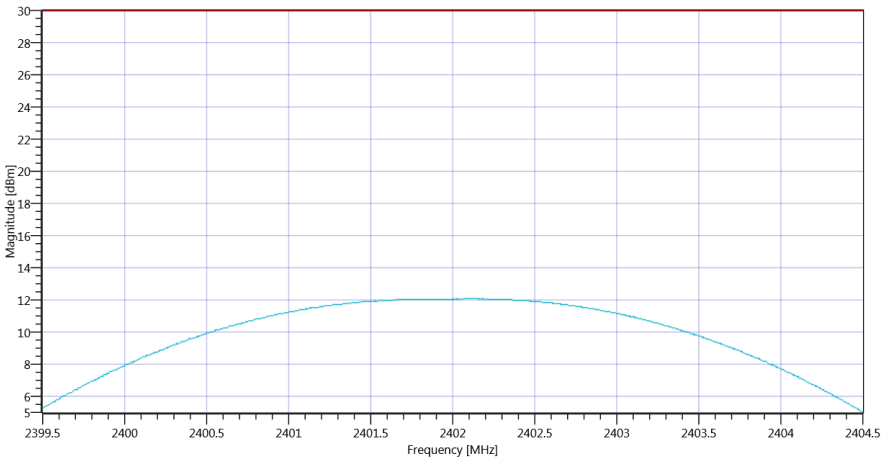

Plot_FCC Part 15.247 Maximum Peak Conducted Output Power FHSS ~ BT Classic Basic rate_06072020_143705.png

Test at TX 2441 MHz

READ SA SETTINGS:	
RefLevel [dBm] | RefLevelOffset [dB] | InpAtt [dB]	22.11 | 10.6 | 30
Start [MHz] | Stop [MHz]	2438.500 | 2443.500
RBW [MHz] | VBW [MHz]	3.000000 | 10.000000
Detector | TraceMode	POS | MAXH
Sweep: Time [ms] | Count | Points per Section | Type	1000 | 10 | 1001 | SWE

RESULT					
Test Description	Lower Limit	Upper Limit	Measured	Unit	Verdict
Peak Power	---	30.00	12.28	dBm	PASS
Peak Power	---	1000	16.904409	mW	PASS
Frequency at Peak	---	---	2441.065	MHz	Information

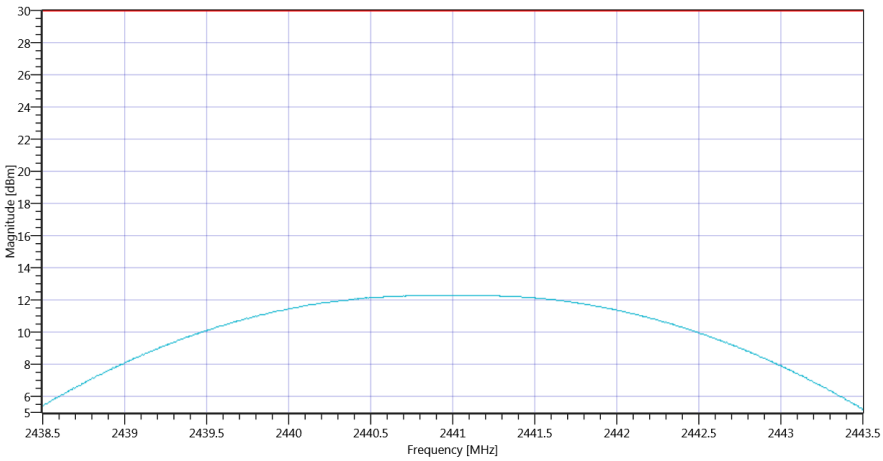

Plot_FCC Part 15.247 Maximum Peak Conducted Output Power FHSS ~ BT Classic Basic rate_06072020_143738.png

Test at TX 2480 MHz

READ SA SETTINGS:	
RefLevel [dBm] | RefLevelOffset [dB] | InpAtt [dB]	21.63 | 10.65 | 30
Start [MHz] | Stop [MHz]	2477.500 | 2482.500
RBW [MHz] | VBW [MHz]	3.000000 | 10.000000
Detector | TraceMode	POS | MAXH
Sweep: Time [ms] | Count | Points per Section | Type	1000 | 10 | 1001 | SWE

RESULT

Test Description	Lower Limit	Upper Limit	Measured	Unit	Verdict
Peak Power	---	30.00	11.8	dBm	PASS
Peak Power	---	1000	15.135612	mW	PASS
Frequency at Peak	---	---	2479.865	MHz	Information

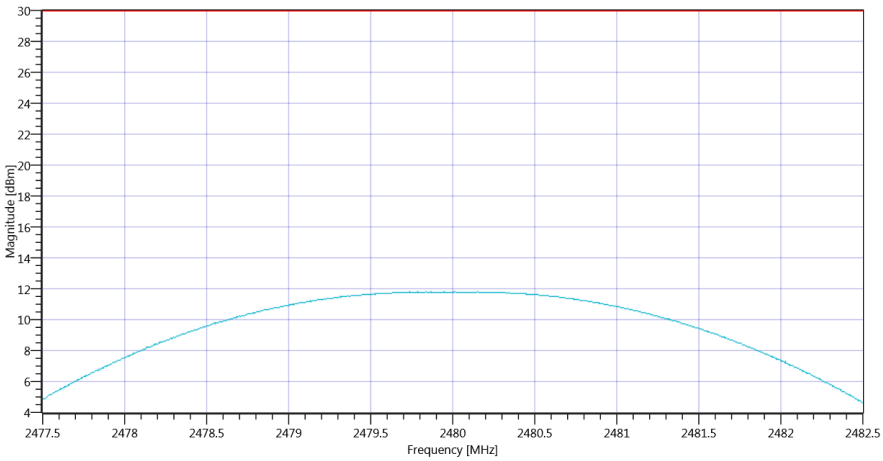

Plot_FCC Part 15.247 Maximum Peak Conducted Output Power FHSS ~ BT Classic Basic rate_06072020_143809.png

TEST FINISHED		
General Verdict	06.07.2020 14:38:10 / RT: 97 s	PASS

9. FCC Part 15.247 Maximum Peak Conducted Output Power FHSS ~ BT Classic EDR Pi/4DQPSK

Test References	
TC Start	06.07.2020 15:06:53
Ambit Temp [°C] | Humidity [rel%]	not enabled | not enabled
System Version	1.0.0.45
Test Specification	FCC Part 15.247
Test Method	
Class / TC Version	TC_VM_FCC15247_Maximum_Peak_Conducted_Output_Power_FHSS_V01 Version: 0.0.1
My Description	FCC 15.247 Maximum Peak Output Power Conducted FHSS - BT Classic EDR Pi/4DQPSK
Add. Information	

Test Parameter	
Technology to test	BT Classic EDR Pi/4DQPSK
Antenna Port used	1
Temperature	mid
Voltage	mid
Frequency low to test	True | Freq [MHz] 2402
Frequency mid to test	True | Freq [MHz] 2441
Frequency high to test	True | Freq [MHz] 2480
Switched Path	IUT - SignalingUnit - SpectrumAnalyzer
Devices in use	| SA: Rohde&Schwarz,FSV-30,1321.3008K30/103170,3.60

Test at TX 2402 MHz

READ SA SETTINGS:	
RefLevel [dBm] | RefLevelOffset [dB] | InpAtt [dB]	19.73 | 10.51 | 25
Start [MHz] | Stop [MHz]	2398.750 | 2405.250
RBW [MHz] | VBW [MHz]	3.000000 | 10.000000
Detector | TraceMode	POS | MAXH
Sweep: Time [ms] | Count | Points per Section | Type	1000 | 10 | 1001 | SWE

RESULT					
Test Description	Lower Limit	Upper Limit	Measured	Unit	Verdict
Peak Power	---	30.00	10.5	dBm	PASS
Peak Power	---	1000	11.220185	mW	PASS
Frequency at Peak	---	---	2401.942	MHz	Information

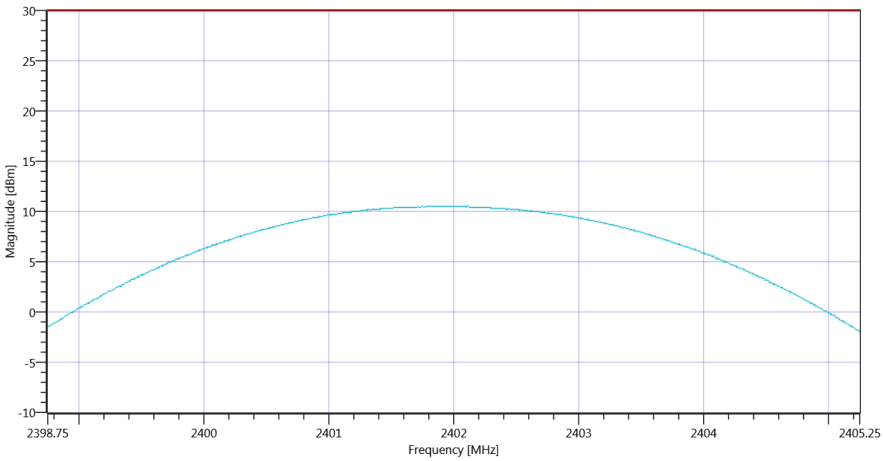

Plot_FCC Part 15.247 Maximum Peak Conducted Output Power FHSS ~ BT Classic EDR Pi-4DQPSK_06072020_151052.png

Test at TX 2441 MHz

READ SA SETTINGS:	
RefLevel [dBm] | RefLevelOffset [dB] | InpAtt [dB]	19.01 | 10.6 | 25
Start [MHz] | Stop [MHz]	2437.750 | 2444.250
RBW [MHz] | VBW [MHz]	3.000000 | 10.000000
Detector | TraceMode	POS | MAXH
Sweep: Time [ms] | Count | Points per Section | Type	1000 | 10 | 1001 | SWE

RESULT					
Test Description	Lower Limit	Upper Limit	Measured	Unit	Verdict
Peak Power	---	30.00	9.84	dBm	PASS
Peak Power	---	1000	9.63829	mW	PASS
Frequency at Peak	---	---	2440.954	MHz	Information

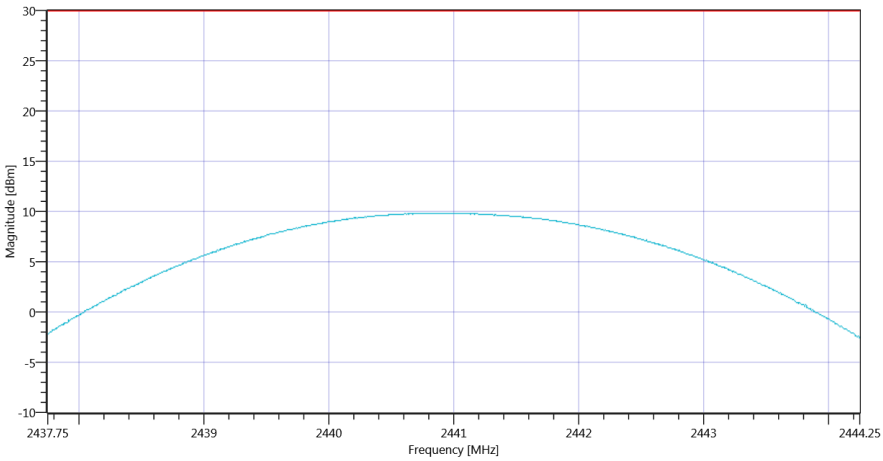

Plot_FCC Part 15.247 Maximum Peak Conducted Output Power FHSS ~ BT Classic EDR Pi-4DQPSK_06072020_151137.png

Test at TX 2480 MHz

READ SA SETTINGS:	
RefLevel [dBm] | RefLevelOffset [dB] | InpAtt [dB]	17.79 | 10.65 | 25
Start [MHz] | Stop [MHz]	2476.750 | 2483.250
RBW [MHz] | VBW [MHz]	3.000000 | 10.000000
Detector | TraceMode	POS | MAXH
Sweep: Time [ms] | Count | Points per Section | Type	1000 | 10 | 1001 | SWE

RESULT					
Test Description	Lower Limit	Upper Limit	Measured	Unit	Verdict
Peak Power	---	30.00	8.68	dBm	PASS
Peak Power	---	1000	7.379042	mW	PASS
Frequency at Peak	---	---	2479.903	MHz	Information

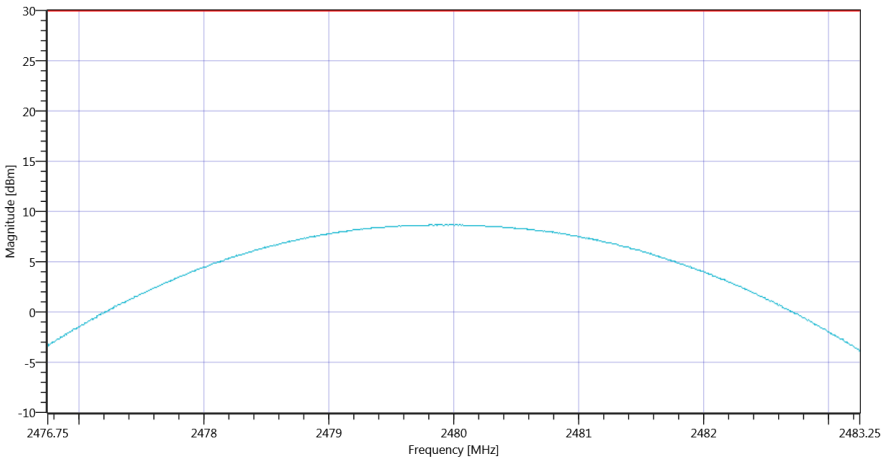

Plot_FCC Part 15.247 Maximum Peak Conducted Output Power FHSS ~ BT Classic EDR Pi-4DQPSK_06072020_151207.png

TEST FINISHED		
General Verdict	06.07.2020 15:12:07 / RT: 314 s	PASS

10. FCC Part 15.247 Maximum Peak Conducted Output Power FHSS ~ BT Classic EDR 8DPSK

Test References	
TC Start	06.07.2020 15:33:15
Ambit Temp [°C] | Humidity [rel%]	not enabled | not enabled
System Version	1.0.0.45
Test Specification	FCC Part 15.247
Test Method	
Class / TC Version	TC_VM_FCC15247_Maximum_Peak_Conducted_Output_Power_FHSS_V01 Version: 0.0.1
My Description	FCC 15.247 Maximum Peak Output Power Conducted FHSS - BT Classic EDR 8DPSK
Add. Information	

Test Parameter	
Technology to test	BT Classic EDR 8DPSK
Antenna Port used	1
Temperature	mid
Voltage	mid
Frequency low to test	True | Freq [MHz] 2402
Frequency mid to test	True | Freq [MHz] 2441
Frequency high to test	True | Freq [MHz] 2480
Switched Path	IUT - SignalingUnit - SpectrumAnalyzer
Devices in use	| SA: Rohde&Schwarz,FSV-30,1321.3008K30/103170,3.60

Test at TX 2402 MHz

READ SA SETTINGS:	
RefLevel [dBm] | RefLevelOffset [dB] | InpAtt [dB]	19.67 | 10.51 | 25
Start [MHz] | Stop [MHz]	2398.750 | 2405.250
RBW [MHz] | VBW [MHz]	3.000000 | 10.000000
Detector | TraceMode	POS | MAXH
Sweep: Time [ms] | Count | Points per Section | Type	1000 | 10 | 1001 | SWE

RESULT					
Test Description	Lower Limit	Upper Limit	Measured	Unit	Verdict
Peak Power	---	30.00	10.78	dBm	PASS
Peak Power	---	1000	11.967405	mW	PASS
Frequency at Peak	---	---	2402.006	MHz	Information

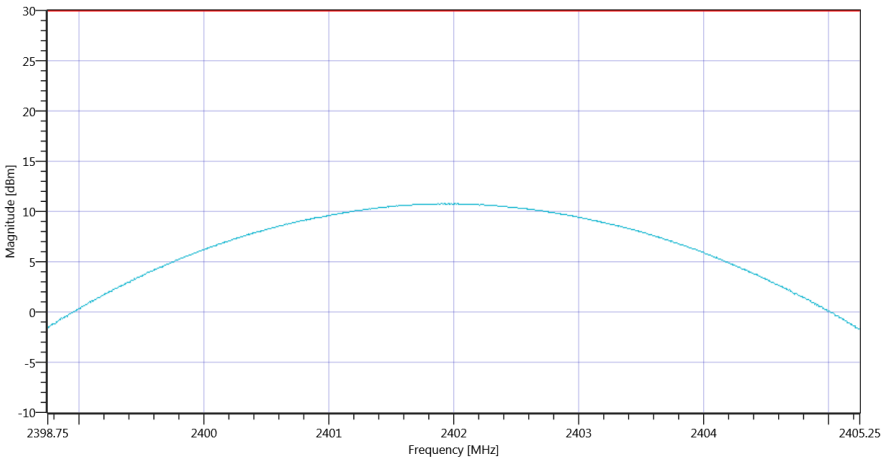

Plot_FCC Part 15.247 Maximum Peak Conducted Output Power FHSS ~ BT Classic EDR 8DPSK_06072020_153432.png

Test at TX 2441 MHz

READ SA SETTINGS:	
RefLevel [dBm] | RefLevelOffset [dB] | InpAtt [dB]	18.90 | 10.6 | 25
Start [MHz] | Stop [MHz]	2437.750 | 2444.250
RBW [MHz] | VBW [MHz]	3.000000 | 10.000000
Detector | TraceMode	POS | MAXH
Sweep: Time [ms] | Count | Points per Section | Type	1000 | 10 | 1001 | SWE

RESULT					
Test Description	Lower Limit	Upper Limit	Measured	Unit	Verdict
Peak Power	---	30.00	10.15	dBm	PASS
Peak Power	---	1000	10.351422	mW	PASS
Frequency at Peak	---	---	2440.98	MHz	Information

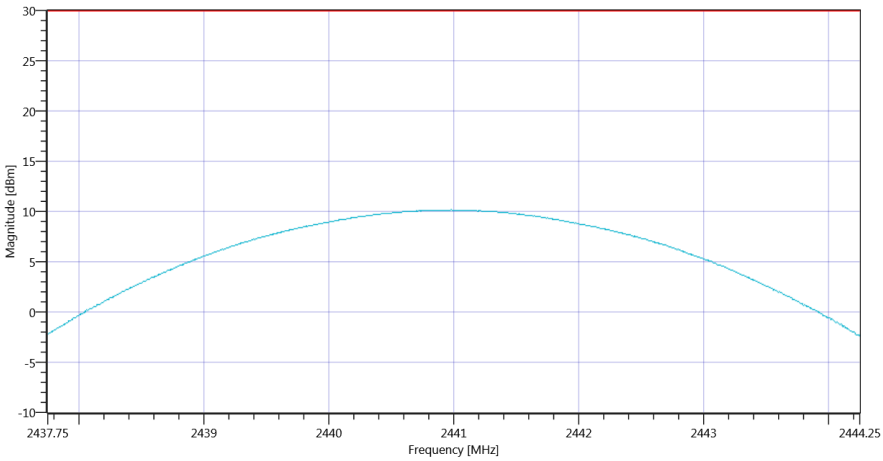

Plot_FCC Part 15.247 Maximum Peak Conducted Output Power FHSS ~ BT Classic EDR 8DPSK_06072020_153459.png

Test at TX 2480 MHz

READ SA SETTINGS:	
RefLevel [dBm] | RefLevelOffset [dB] | InpAtt [dB]	17.97 | 10.65 | 25
Start [MHz] | Stop [MHz]	2476.750 | 2483.250
RBW [MHz] | VBW [MHz]	3.000000 | 10.000000
Detector | TraceMode	POS | MAXH
Sweep: Time [ms] | Count | Points per Section | Type	1000 | 10 | 1001 | SWE

RESULT					
Test Description	Lower Limit	Upper Limit	Measured	Unit	Verdict
Peak Power	---	30.00	8.97	dBm	PASS
Peak Power	---	1000	7.888601	mW	PASS
Frequency at Peak	---	---	2479.942	MHz	Information

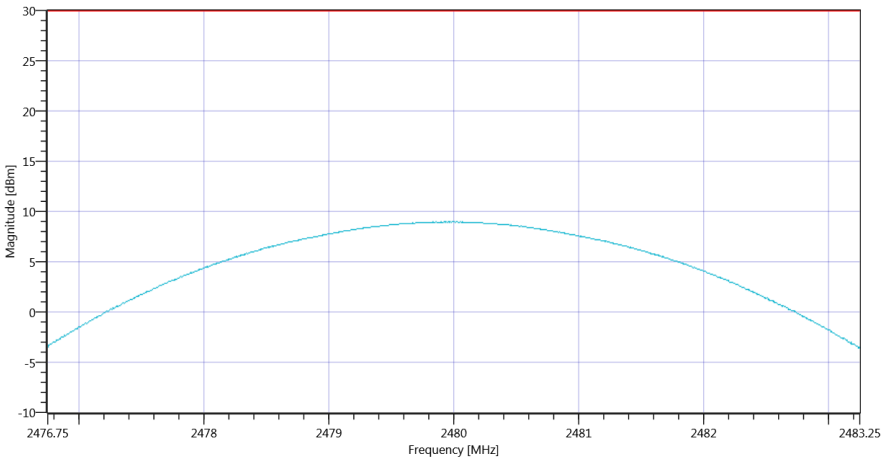

Plot_FCC Part 15.247 Maximum Peak Conducted Output Power FHSS ~ BT Classic EDR 8DPSK_06072020_153530.png

TEST FINISHED		
General Verdict	06.07.2020 15:35:31 / RT: 136 s	PASS

11. FCC Part 15.247 Number Of Hopping Channels FHSS ~ BT Classic Basic rate

Test References	
TC Start	06.07.2020 14:38:14
Ambit Temp [°C] | Humidity [rel%]	not enabled | not enabled
System Version	1.0.0.45
Test Specification	FCC Part 15.247
Test Method	
Class / TC Version	TC_VM_FCC15247_Number_of_hopping_channels_FHSS_V01 Version: 0.0.1
My Description	FCC 15.247 Number Of Hopping Channels FHSS - BT Classic Basic Rate
Add. Information	

Test Parameter	
Technology to test	BT Classic Basic rate
Antenna Port used	1
Temperature	mid
Voltage	mid
Frequency low to test	False | Freq [MHz] 2402
Frequency mid to test	False | Freq [MHz] 2441
Frequency high to test	False | Freq [MHz] 2480
Switched Path	IUT - SignalingUnit - SpectrumAnalyzer
Devices in use	| SA: Rohde&Schwarz,FSV-30,1321.3008K30/103170,3.60

Test at TX hopping MHz

READ SA SETTINGS:	
RefLevel [dBm] | RefLevelOffset [dB] | InpAtt [dB]	17.21 | 10.6 | 25
Start [MHz] | Stop [MHz]	2399.000 | 2483.000
RBW [MHz] | VBW [MHz]	0.200000 | 0.500000
Detector | TraceMode	POS | MAXH
Sweep: Time [ms] | Count | Points per Section | Type	1 | 10000 | 1001 | SWE

RESULT					
Test Description	Lower Limit	Upper Limit	Measured	Unit	Verdict
Hopp channel (rounded)	---	---	2402	MHz	Information
Hopp channel (rounded)	---	---	2403	MHz	Information
Hopp channel (rounded)	---	---	2404	MHz	Information
Hopp channel (rounded)	---	---	2405	MHz	Information
Hopp channel (rounded)	---	---	2406	MHz	Information
Hopp channel (rounded)	---	---	2407	MHz	Information
Hopp channel (rounded)	---	---	2408	MHz	Information
Hopp channel (rounded)	---	---	2408	MHz	Information
Hopp channel (rounded)	---	---	2409	MHz	Information
Hopp channel (rounded)	---	---	2410	MHz	Information
Hopp channel (rounded)	---	---	2411	MHz	Information
Hopp channel (rounded)	---	---	2412	MHz	Information
Hopp channel (rounded)	---	---	2413	MHz	Information
Hopp channel (rounded)	---	---	2414	MHz	Information
Hopp channel (rounded)	---	---	2415	MHz	Information
Hopp channel (rounded)	---	---	2416	MHz	Information
Hopp channel (rounded)	---	---	2417	MHz	Information
Hopp channel (rounded)	---	---	2418	MHz	Information
Hopp channel (rounded)	---	---	2419	MHz	Information
Hopp channel (rounded)	---	---	2420	MHz	Information
Hopp channel (rounded)	---	---	2421	MHz	Information
Hopp channel (rounded)	---	---	2422	MHz	Information
Hopp channel (rounded)	---	---	2423	MHz	Information
Hopp channel (rounded)	---	---	2424	MHz	Information
Hopp channel (rounded)	---	---	2425	MHz	Information
Hopp channel (rounded)	---	---	2426	MHz	Information
Hopp channel (rounded)	---	---	2427	MHz	Information
Hopp channel (rounded)	---	---	2428	MHz	Information
Hopp channel (rounded)	---	---	2429	MHz	Information
Hopp channel (rounded)	---	---	2430	MHz	Information
Hopp channel (rounded)	---	---	2431	MHz	Information
Hopp channel (rounded)	---	---	2432	MHz	Information
Hopp channel (rounded)	---	---	2433	MHz	Information
Hopp channel (rounded)	---	---	2434	MHz	Information
Hopp channel (rounded)	---	---	2435	MHz	Information
Hopp channel (rounded)	---	---	2436	MHz	Information
Hopp channel (rounded)	---	---	2437	MHz	Information
Hopp channel (rounded)	---	---	2438	MHz	Information
Hopp channel (rounded)	---	---	2439	MHz	Information
Hopp channel (rounded)	---	---	2440	MHz	Information
Hopp channel (rounded)	---	---	2441	MHz	Information
Hopp channel (rounded)	---	---	2442	MHz	Information
Hopp channel (rounded)	---	---	2443	MHz	Information
Hopp channel (rounded)	---	---	2444	MHz	Information
Hopp channel (rounded)	---	---	2445	MHz	Information
Hopp channel (rounded)	---	---	2446	MHz	Information
Hopp channel (rounded)	---	---	2447	MHz	Information

Hopp channel (rounded)	---	---	2448	MHz	Information
Hopp channel (rounded)	---	---	2449	MHz	Information
Hopp channel (rounded)	---	---	2450	MHz	Information
Hopp channel (rounded)	---	---	2451	MHz	Information
Hopp channel (rounded)	---	---	2452	MHz	Information
Hopp channel (rounded)	---	---	2453	MHz	Information
Hopp channel (rounded)	---	---	2454	MHz	Information
Hopp channel (rounded)	---	---	2455	MHz	Information
Hopp channel (rounded)	---	---	2456	MHz	Information
Hopp channel (rounded)	---	---	2457	MHz	Information
Hopp channel (rounded)	---	---	2458	MHz	Information
Hopp channel (rounded)	---	---	2459	MHz	Information
Hopp channel (rounded)	---	---	2460	MHz	Information
Hopp channel (rounded)	---	---	2461	MHz	Information
Hopp channel (rounded)	---	---	2462	MHz	Information
Hopp channel (rounded)	---	---	2463	MHz	Information
Hopp channel (rounded)	---	---	2464	MHz	Information
Hopp channel (rounded)	---	---	2465	MHz	Information
Hopp channel (rounded)	---	---	2466	MHz	Information
Hopp channel (rounded)	---	---	2467	MHz	Information
Hopp channel (rounded)	---	---	2468	MHz	Information
Hopp channel (rounded)	---	---	2469	MHz	Information
Hopp channel (rounded)	---	---	2470	MHz	Information
Hopp channel (rounded)	---	---	2471	MHz	Information
Hopp channel (rounded)	---	---	2472	MHz	Information
Hopp channel (rounded)	---	---	2473	MHz	Information
Hopp channel (rounded)	---	---	2474	MHz	Information
Hopp channel (rounded)	---	---	2475	MHz	Information
Hopp channel (rounded)	---	---	2476	MHz	Information
Hopp channel (rounded)	---	---	2477	MHz	Information
Hopp channel (rounded)	---	---	2478	MHz	Information
Hopp channel (rounded)	---	---	2479	MHz	Information
Hopp channel (rounded)	---	---	2480	MHz	Information
Σ Hopping channels	15	---	80	Number	PASS

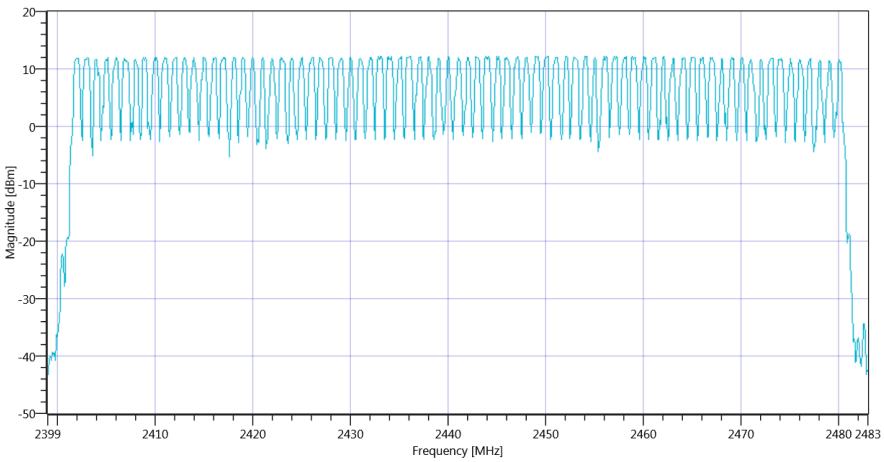

Plot_FCC Part 15.247 Number Of Hopping Channels FHSS ~ BT Classic Basic rate_06072020_143915.png

TEST FINISHED		
General Verdict	06.07.2020 14:39:16 / RT: 61 s	PASS

12. FCC Part 15.247 Carrier Frequency Separation FHSS ~ BT Classic Basic rate

Test References	
TC Start	06.07.2020 16:04:47
Ambit Temp [°C] | Humidity [rel%]	not enabled | not enabled
System Version	1.0.0.45
Test Specification	FCC Part 15.247
Test Method	
Class / TC Version	TC_VM_FCC15247_Carrier_Frequency_Separation_FHSS_V01 Version: 0.0.1
My Description	FCC 15.247 Carrier Frequency Separation FHSS - BT Classic Basic Rate
Add. Information	

Test Parameter	
Technology to test	BT Classic Basic rate
Antenna Port used	1
Temperature	mid
Voltage	mid
Frequency low to test	False | Freq [MHz] 2402
Frequency mid to test	False | Freq [MHz] 2441
Frequency high to test	False | Freq [MHz] 2480
Switched Path	IUT - SignalingUnit - SpectrumAnalyzer
Devices in use	| SA: Rohde&Schwarz,FSV-30,1321.3008K30/103170,3.60

Test at TX hopping MHz

READ SA SETTINGS:	
RefLevel [dBm] | RefLevelOffset [dB] | InpAtt [dB]	17.20 | 10.6 | 25
Start [MHz] | Stop [MHz]	2435.500 | 2445.500
RBW [MHz] | VBW [MHz]	0.100000 | 0.300000
Detector | TraceMode	POS | MAXH
Sweep: Time [ms] | Count | Points per Section | Type	1 | 20000 | 1001 | SWE

RESULT					
Test Description	Lower Limit	Upper Limit	Measured	Unit	Verdict
1 CFS n to n+1 (rnd)	0.025	---	1	MHz	PASS
1 CFS n to n+1 (rnd)	0.667 (2/3 Nom.BW)	---	1	MHz	PASS
2 CFS n to n+1 (rnd)	0.025	---	1	MHz	PASS
2 CFS n to n+1 (rnd)	0.667 (2/3 Nom.BW)	---	1	MHz	PASS
3 CFS n to n+1 (rnd)	0.025	---	1	MHz	PASS
3 CFS n to n+1 (rnd)	0.667 (2/3 Nom.BW)	---	1	MHz	PASS
4 CFS n to n+1 (rnd)	0.025	---	1	MHz	PASS
4 CFS n to n+1 (rnd)	0.667 (2/3 Nom.BW)	---	1	MHz	PASS
5 CFS n to n+1 (rnd)	0.025	---	1	MHz	PASS
5 CFS n to n+1 (rnd)	0.667 (2/3 Nom.BW)	---	1	MHz	PASS
6 CFS n to n+1 (rnd)	0.025	---	1	MHz	PASS
6 CFS n to n+1 (rnd)	0.667 (2/3 Nom.BW)	---	1	MHz	PASS
7 CFS n to n+1 (rnd)	0.025	---	1	MHz	PASS
7 CFS n to n+1 (rnd)	0.667 (2/3 Nom.BW)	---	1	MHz	PASS
8 CFS n to n+1 (rnd)	0.025	---	1	MHz	PASS
8 CFS n to n+1 (rnd)	0.667 (2/3 Nom.BW)	---	1	MHz	PASS
9 CFS n to n+1 (rnd)	0.025	---	1	MHz	PASS
9 CFS n to n+1 (rnd)	0.667 (2/3 Nom.BW)	---	1	MHz	PASS
Carrier Freq. (rnd)	---	---	2436	MHz	INFO
Carrier Freq. (rnd)	---	---	2437	MHz	INFO
Carrier Freq. (rnd)	---	---	2438	MHz	INFO
Carrier Freq. (rnd)	---	---	2439	MHz	INFO
Carrier Freq. (rnd)	---	---	2440	MHz	INFO
Carrier Freq. (rnd)	---	---	2441	MHz	INFO
Carrier Freq. (rnd)	---	---	2442	MHz	INFO
Carrier Freq. (rnd)	---	---	2443	MHz	INFO
Carrier Freq. (rnd)	---	---	2444	MHz	INFO
Carrier Freq. (rnd)	---	---	2445	MHz	INFO

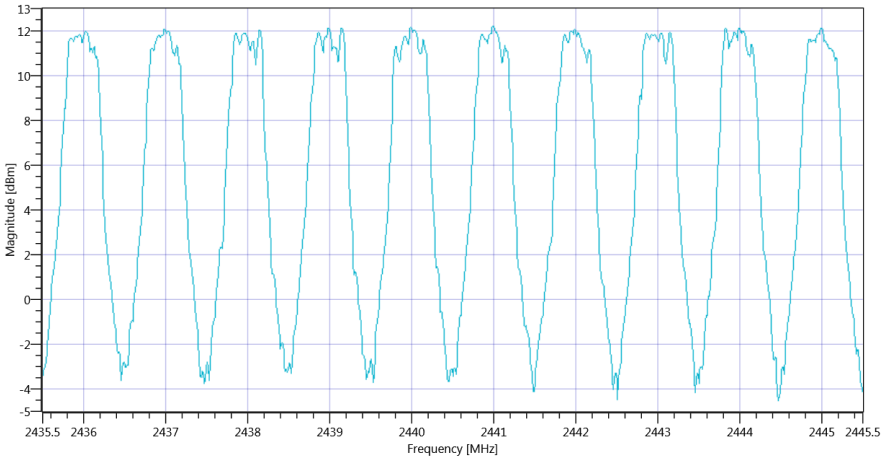

Plot_FCC Part 15.247 Carrier Frequency Separation FHSS ~ BT Classic Basic rate_06072020_160645.png

TEST FINISHED		
General Verdict	06.07.2020 16:06:46 / RT: 118 s	PASS

- END OF DOCUMENT -