LEIA
LUME PAD
LPD-10W
User Manual

Equipment Part Drawing

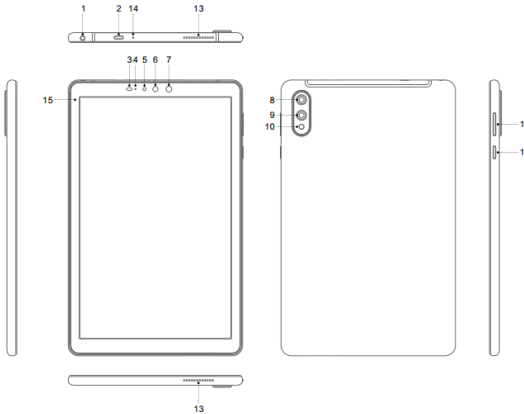


1 Audio Jack

2 TypeC USB

3 Light sensing

4 LED indicator

5 Front Cam 8M

6 TOF Receiving unit

7 TOF transmitter unit

8 Sub Cam 16M

9 Main Cam 16M

10 Flash

11 Volume up and down

12 Power on/off

13 Speeker

14 Mic

15 Touch screen

# Product feature brief

1. 10.8 inch 2k LCD（2560*1600），2D and 4V light field display。
2. Qualcomm 845，Android 10
3. Main Cam 16M，Sub Cam 8M, support TOF
4. Support many sensors，G-Sensor，Magnet sensor,etc
5. MultiMedia：Main Cam-4k video 30fps, 1080P video 30/60fps, 720P video 30/60/120fps；Sub Cam-2k video 30fps, 1080P video 30fps, 720P video 30/60fps
6. Storage：8+128 GB
7. Interface：Audio Jack 3.5mm、TypeC USB

# Product functions

## ◆ Power on/off

● Power on：In the power off state, press and hold the power key until the system enter into power on animation, will show lock screen in about 30 seconds, slide to unlock

● Power off：In the power on state, long press the power key for 3 seconds, the screen displays the shutdown confirmation interface, select the shutdown option, the system will shut down

## ◆ Battery management and charging

At the first time, you should charge the battery to 100% to make sure that it is fully charged and then use.

B when the battery power is completely exhausted, please charge for at least 5 minutes and then restart.

【Attention】To ensure the best use of lithium battery, please pay attention to the following:

● do not charge in high temperature environment (such as balcony or direct sunlight).

● the lithium battery does not need to be discharged, nor does it need to run out of power before charging. You can charge when the battery is still charged.

● when the product is not used for a long time, please fully charge it at least once every two weeks to avoid over discharge of the battery which may affect its charging performance.

## ◆ Function icon

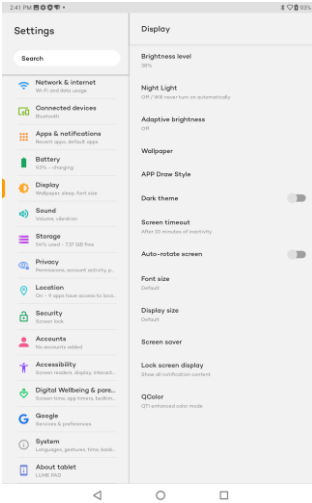


◆ APK install

supports third-party applications based on Android platform, which can be obtained from the network for installation and use. Trust source needs to be opened in settings

◆ Camera

◆ Music

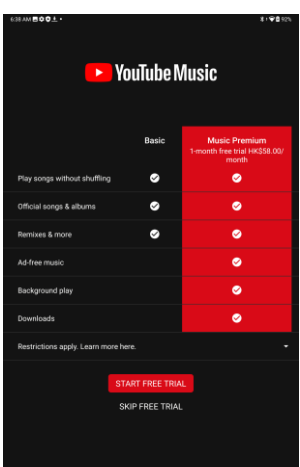
YouTube Music
Basic
Music Premium
1-month free trial HK$58.00/ month
Play songs without shuffling
Official songs & albums
Remixes & more
Ad-free music
Background play
Downloads
Restrictions apply. Learn more here.
START FREE TRIAL
SKIP FREE TRIAL

◆ Video playback and picture browsing （Leia player）

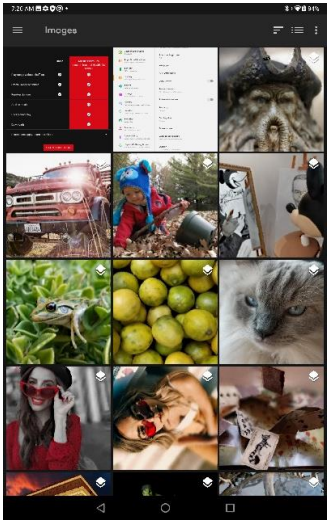


◆ File Management

Open the file management, you can select files under the corresponding folder according to the storage path, or display and download files according to different file types

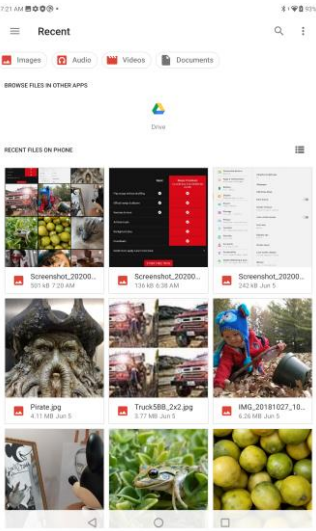
7:21 AM
Recent
Images
Audio
Videos
Documents
BROWSE FILES IN OTHER APPS
Drive
RECENT FILES ON PHONE
Screenshot_20200...
301 kB 7:29 AM
Screenshot_20200...
134 kB 6:38 AM
Screenshot_20200...
242 kB Jun 5
Pirate.jpg
4.11 MB Jun 5
Truck5BB_2x2.jpg
3.77 MB Jun 5
IMG_20181027_10...
6.26 MB Jun 5

◆ Browser

Google Chrome, click the address bar, enter the website address, click go to and then browse the corresponding website information:

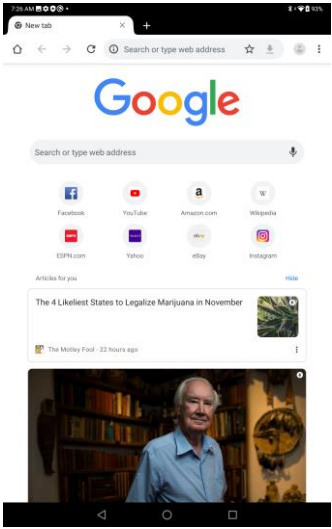

◆ Calendar

◆ Calculator

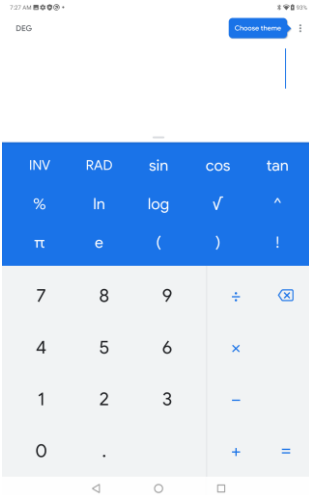

◆ Clock

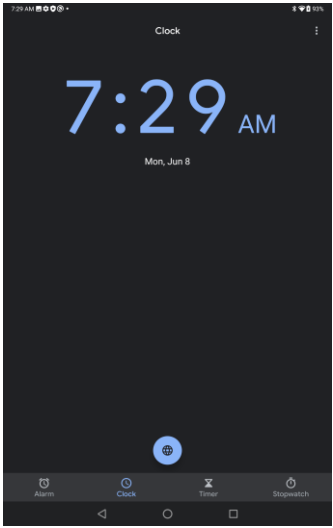

◆ Setting

● WIFI

Enter the system and automatically find the WiFi network name, as shown in the figure below, multiple WiFi network names have been found, click the network name and enter the password to connect

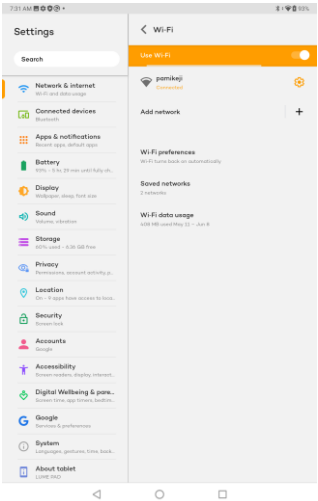

● other connect

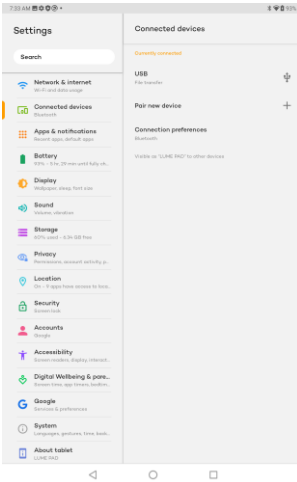


● Apps&notifications

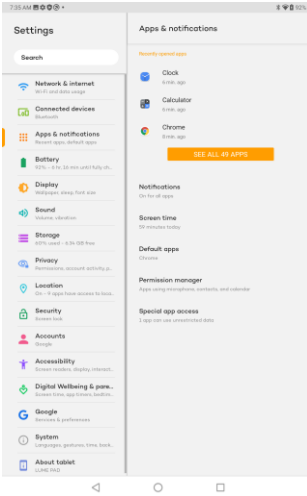

● Battery

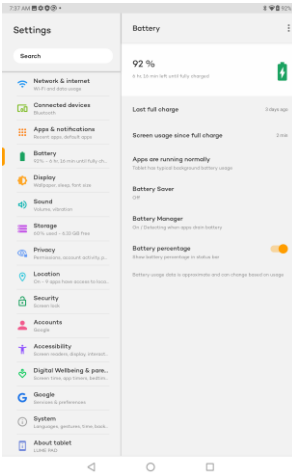


● Storage

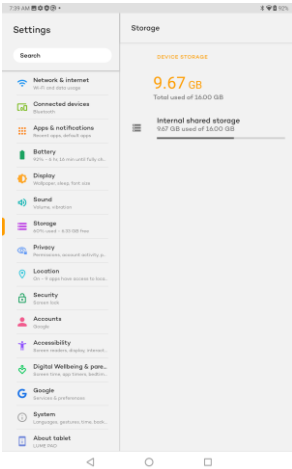

● Privacy

● Location

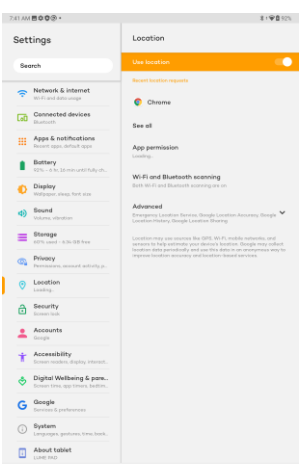

● Security

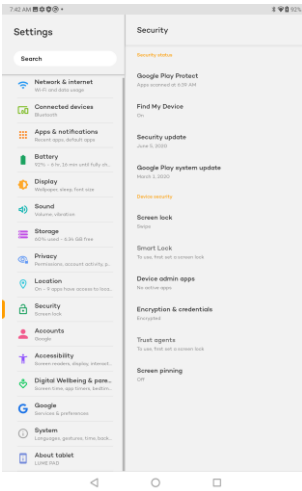


● Accounts

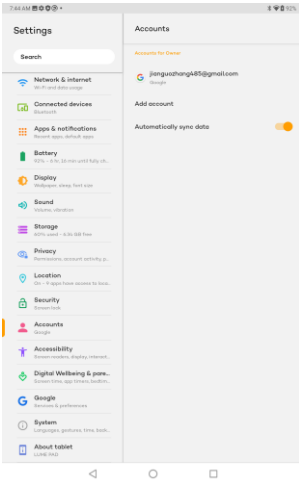

● Accessibiliy

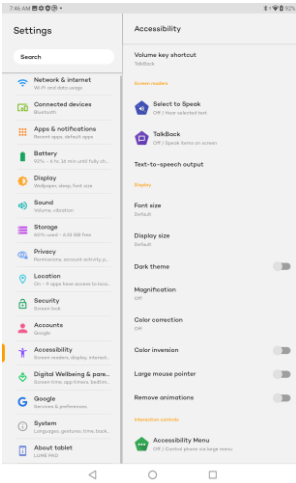


● Digital Wellbeing & parental controls

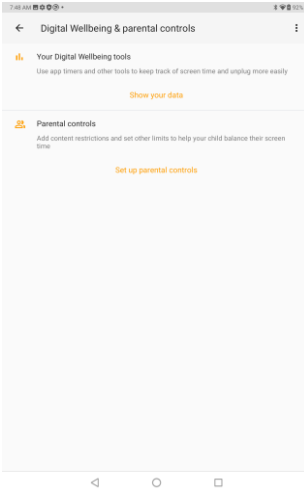

● Google




● System

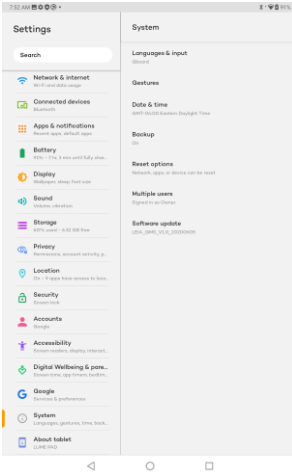

## ● About tablet

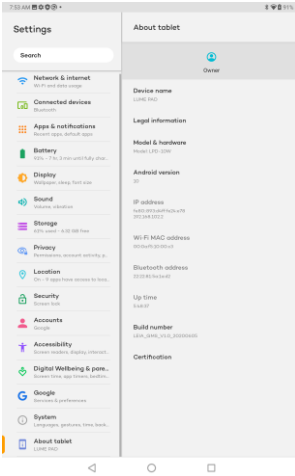


## ● Certification

About tablet–Certification

● Reset options

Note that using the factory default mode will affect some functions and cause data loss

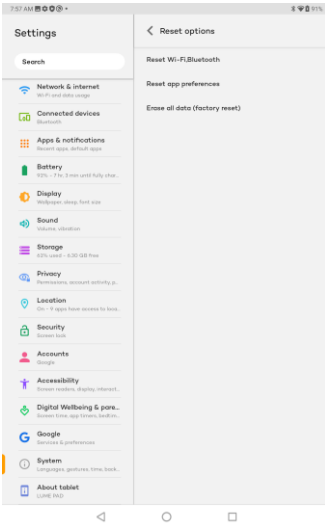


● Software update

Before upgrading, please confirm that the tablet has not been installed with an unofficial version, otherwise there is a risk of upgrade failure and unknown problems may be introduced.

Before upgrading, please ensure that the battery is above 30%.

Do not disconnect the USB cable during the upgrade process

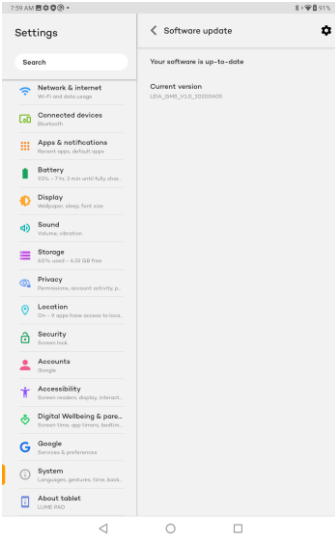

## ◆Precautions for use

In order to give full play to the performance of the new tablet computer and avoid improper operation, please read this operation manual carefully before using this product, thank you.

1. Do not place the tablet computer in hot, cold, dusty, wet and other environments.

2. When using this product, do not let the tablet fall or make the hard object hit the screen, which will cause damage to the screen. The user shall be responsible for the product damage caused by man-made or other force majeure.

3. Try to avoid operating the tablet in a dry environment to prevent static electricity.

4. please charge in the following cases:

A when the charging indicator is not green;

B. the tablet automatically shuts down or turns on and off;

Operation C did not respond.

5. Do not place heavy objects on the tablet, otherwise it will damage the tablet.

6. When the machine is used as a mobile hard disk, the user should export the file according to the correct file management operation method. The company will not be responsible for any loss of the file when the error occurs.

7. Because a small part of the memory space will be used by the software in the tablet computer and the memory capacity of the computer is in different decimal places, the memory capacity displayed in the operating system will be less than the standard value, which is in line with the relevant regulations.

8. If the memory changes or is damaged, so that the tablet cannot be used normally, the user can format the tablet on the computer.

9. Laser certification

| Class | Warning label | Explanatory label | | Aperture label |
|---|---|---|---|---|
| 1 | Not required | CLASS 1 LASER PRODUCT[1]<br>or | LASER 1 | Not required |
| 1M | Required | LASER RADIATION<br>DO NOT EXPOSE USERS OF TELESCOPIC OPTICS<br>CLASS 1M LASER PRODUCT<br>or | ⚠ CAUTION LASER 1M | Not required |
| 1C | Required | LASER RADIATION<br>FOLLOW INSTRUCTIONS<br>CLASS 1C LASER PRODUCT<br>or | ⚠ CAUTION LASER 1C | Not required |
| 2 | Required | LASER RADIATION<br>DO NOT STARE INTO BEAM<br>CLASS 2 LASER PRODUCT<br>or | LASER 2 | Not required |




**Figure 3: (FDA CFR 1040.10 Figure 1) – Explanatory Label**

Note: the company reserves the right to improve products. The performance and function of products with different hardware and software versions may have some differences, so the changes will not be notified.

## FCC Statement

Changes or modification not expressly approved by the party responsible

for compliance could void the user's authority to operate the equipment.

Note: This equipment has been tested and found to comply with the limits for a Class B digital device, pursuant to part 15 of the FCC Rules. These limits are designed to provide reasonable protection against harmful interference in a residential installation. This equipment generates, uses and can radiate radio frequency energy and, if not installed and used in accordance with the instructions, may cause harmful interference to radio communications. However, there is no guarantee that interference will not occur in a particular installation. If this equipment does cause harmful interference to radio or television reception, which can be determined by turning the equipment off and on, the user is encouraged to try to correct the interference by one or more of the following measures:

—Reorient or relocate the receiving antenna.

—Increase the separation between the equipment and receiver.

—Connect the equipment into an outlet on a circuit different from that to which the receiver

is connected.

—Consult the dealer or an experienced radio/TV technician for help.

This device complies with Part 15 of the FCC Rules. Operation is subject to following two conditions (1)this device does not cause harmful interference. (2) this device must accept any interference received, including interference that may cause undesired operation.

**SAR Information Statement**

Your LUME PAD is a radio transmitter and receiver. It is designed and manufactured not to exceed the emission limits for exposure to radiofrequency (RF) energy set by the Federal Communications Commission of the U.S. Government. These limits are part of comprehensive guidelines and establish permitted levels of RF energy for the general population. The guidelines are based on standards that were developed by independent scientific organizations through periodic and thorough evaluation of scientific studies. The standards include a substantial safety margin designed to assure the safety of all persons, regardless of age and health. The exposure standard for wireless mobile phones employs a unit of measurement known as the Specific Absorption Rate, or SAR. The SAR limit set by the FCC is 1.6 W/kg. * Tests for SAR are conducted with the phone transmitting at its highest certified power level in all tested frequency bands. Although the SAR is determined at the highest certified power level, the actual SAR level of the phone while operating can be well below the maximum value. This is because the phone is designed to operate at multiple power levels so as to use only the power required to reach the network. In general, the closer you are to a wireless base station antenna, the lower the power output. Before a phone model is available for sale to the public, it must be tested and certified to the FCC that it does not exceed the limit established by the government adopted requirement for safe exposure. The tests are performed in positions and locations (e.g., at the ear and worn on the body) as required by the FCC for each model. The highest SAR value for this LUME PAD when tested for use worn on the body, as described in this user guide, is 0.82 W/Kg (Body-worn measurements differ among LUME PAD models, depending upon available accessories and FCC requirements).While there may be differences between the SAR levels of various LUME PAD and at various positions, they all meet the government requirement for safe exposure.

The FCC has granted an Equipment Authorization for this model phone with all reported SAR levels evaluated as in compliance with the FCC RF exposure guidelines. SAR information on this model phone is on file with the FCC and can be found under the Display Grant section of http://www.fcc.gov/ oet/fccid after searching on

FCC ID: 2AWLP-LPD10-11 Additional information on Specific Absorption Rates (SAR) can be found on the Cellular Telecommunications Industry Association (CTIA) web-site at http://www.wow-com.com. * In the United States and Canada, the SAR limit for mobile phones used by the public is 1.6 watts/kg (W/kg) averaged over one gram of tissue. The standard incorporates a substantial margin of safety to give additional protection for the public and to account for any variations in measurements.