TEST REPORT

Product	:	Hachi Infinite K1
Trade mark	:	N/A
Model/Type reference	:	HP23ATQC
Serial Number	:	N/A
Report Number	:	EED32N80153704
FCC ID	:	2AWMI-HP23ATQC
Date of Issue	:	Nov. 11, 2021
Test Standards	:	47 CFR Part 15 Subpart E
Test result	:	PASS

Prepared for:

Beijing Puppy Robotics Co., Ltd.
Room 710, 63 E 3rd Ring Rd Middle, Chaoyang, Beijing, China

Prepared by:

Centre Testing International Group Co., Ltd.
Hongwei Industrial Zone, Bao'an 70 District,
Shenzhen, Guangdong, China
TEL: +86-755-3368 3668
FAX: +86-755-3368 3385

Compiled by:	Ware xin	Reviewed by:	Aaron Ma
	Ware xin		Aaron Ma
Approved by:	David Wang	Date:	Nov. 11, 2021
	David Wang		

Check No.:9113240321

2 Version

Version No.	Date	Description
00	Nov. 11, 2021	Original

3 Test Summary

Test Item	Test Requirement	Test method	Result
Antenna Requirement	47 CFR Part 15 Subpart C Section 15.203	ANSI C63.10-2013	PASS
AC Power Line Conducted Emission	47 CFR Part 15 Subpart E Section 15.407 (b)(6)	ANSI C63.10-2013	PASS
Conducted Output Power and transmit power control mechanism	47 CFR Part 15 Subpart E Section 15.407 (a)(1)(2)(4)(h)(1)	ANSI C63.10-2013	PASS
26dB emission bandwidth	47 CFR Part 15 Subpart E Section 15.407 (a)(1)(2)	ANSI C63.10-2013	PASS
Peak Power Spectral Density	47 CFR Part 15 Subpart E Section 15.407 (a)(1)(2)(5)	ANSI C63.10-2013	PASS
Frequency stability	47 CFR Part 15 Subpart E Section 15.407 (g)	ANSI C63.10-2013	PASS
Operation in the absence of information to the transmit	47 CFR Part 15 Subpart E Section 15.407 (c)	47 CFR Part 15 Subpart E	PASS
Unwanted Emissions that fall Outside of the Restricted Bands	47 CFR Part 15 Subpart E Section 15.407 (b)(1)(2)(3)(5)	ANSI C63.10-2013	PASS
Unwanted Emissions in the Restricted Bands	47 CFR Part 15 Subpart E Section 15.407 (b)(6)(7)(8)	ANSI C63.10-2013	PASS
Restricted bands around fundamental frequency (Radiated Emission)	47 CFR Part 15 Subpart E Section 15.407 (b)(6)(7)(8)	ANSI C63.10-2013	PASS

Remark:
Company Name and Address shown on Report, the sample(s) and sample Information were provided by the applicant who should be responsible for the authenticity which CTI hasn't verified.
Tx: In this whole report Tx (or tx) means Transmitter.
Rx: In this whole report Rx (or rx) means Receiver.
RF: In this whole report RF means Radiated Frequency.
CH: In this whole report CH means channel.
Volt: In this whole report Volt means Voltage.
Temp: In this whole report Temp means Temperature.
Humid: In this whole report Humid means humidity.
Press: In this whole report Press means Pressure.
N/A: In this whole report not application

4 Content

1 COVER PAGE 1

2 VERSION 2

3 TEST SUMMARY 3

4 CONTENT 4

5 TEST REQUIREMENT 5

5.1 TEST SETUP 5
5.1.1 For Conducted test setup 5
5.1.2 For Radiated Emissions test setup 5
5.1.3 For Conducted Emissions test setup 6
5.2 TEST ENVIRONMENT 6
5.3 TEST CONDITION 6

6 GENERAL INFORMATION 7

6.1 CLIENT INFORMATION 7
6.2 GENERAL DESCRIPTION OF EUT 7
6.3 DESCRIPTION OF SUPPORT UNITS 9
6.4 TEST LOCATION 9
6.5 DEVIATION FROM STANDARDS 9
6.6 ABNORMALITIES FROM STANDARD CONDITIONS 9
6.7 OTHER INFORMATION REQUESTED BY THE CUSTOMER 9
6.8 MEASUREMENT UNCERTAINTY (95% CONFIDENCE LEVELS, K=2) 9

7 EQUIPMENT LIST 10

8 RADIO TECHNICAL REQUIREMENTS SPECIFICATION 13

APPENDIX A) :EMISSION BANDWIDTH 46
APPENDIX B): MAXIMUM CONDUCTED OUTPUT POWER 120
APPENDIX C): MAXIMUM POWER SPECTRAL DENSITY 122
APPENDIX D):BAND EDGE MEASUREMENTS 154
APPENDIX E):CONDUCTED SPURIOUS EMISSION 157
APPENDIX F):FREQUENCY STABILITY 222
APPENDIX G) ANTENNA REQUIREMENT 228
APPENDIX H) OPERATION IN THE ABSENCE OF INFORMATION TO THE TRANSMIT 229
APPENDIX I) AC POWER LINE CONDUCTED EMISSION 230
APPENDIX J) RESTRICTED BANDS AROUND FUNDAMENTAL FREQUENCY (RADIATED EMISSION) 233
APPENDIX K) UNWANTED EMISSIONS IN THE RESTRICTED BANDS (RADIATED EMISSION) 262
APPENDIX L) UNWANTED EMISSIONS THAT FALL OUTSIDE OF THE RESTRICTED BANDS 275

PHOTOGRAPHS OF TEST SETUP 289

PHOTOGRAPHS OF EUT CONSTRUCTIONAL DETAILS 292

5 Test Requirement

5.1 Test setup

5.1.1 For Conducted test setup

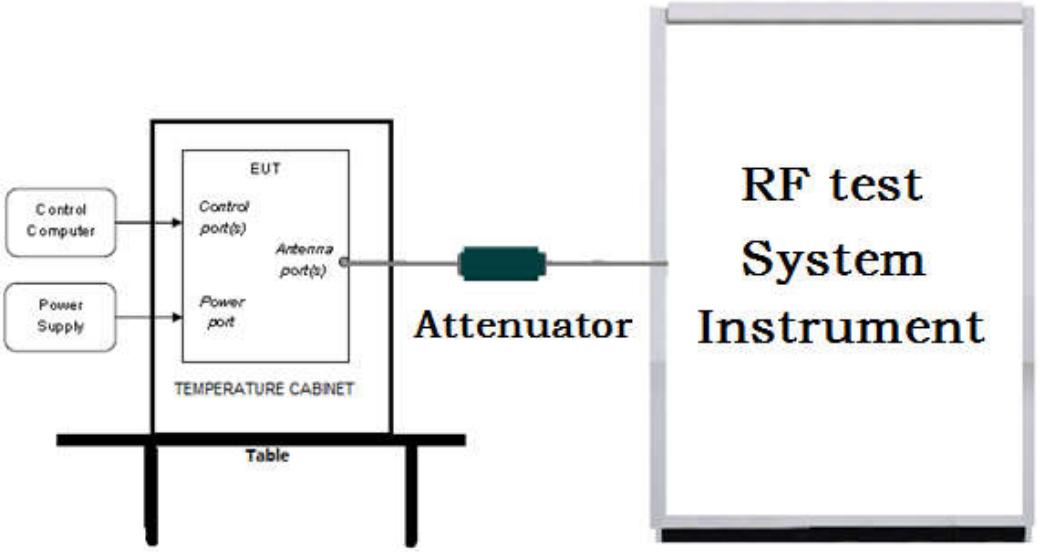

5.1.2 For Radiated Emissions test setup

Radiated Emissions setup:

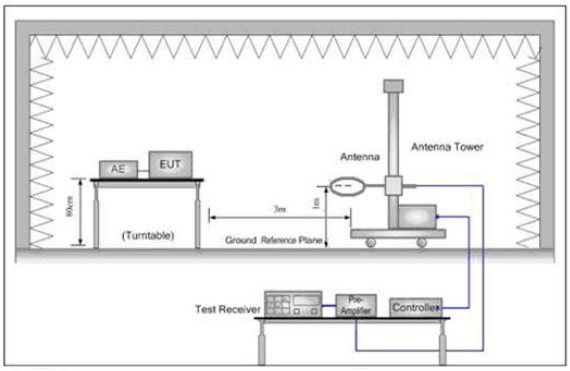

Figure 1. Below 30MHz

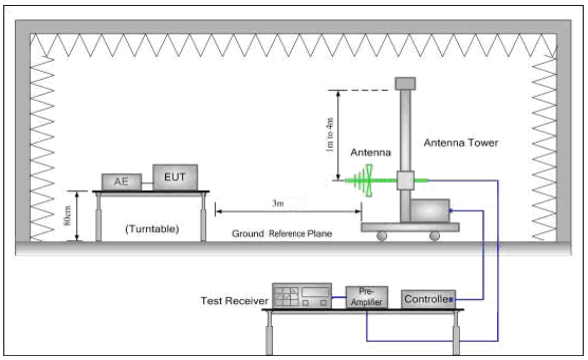

Figure 2. 30MHz to 1GHz

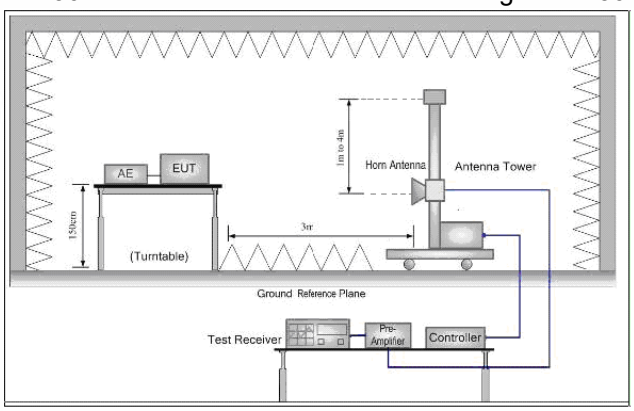

Figure 3. Above 1GHz

5.1.3 For Conducted Emissions test setup

Conducted Emissions setup

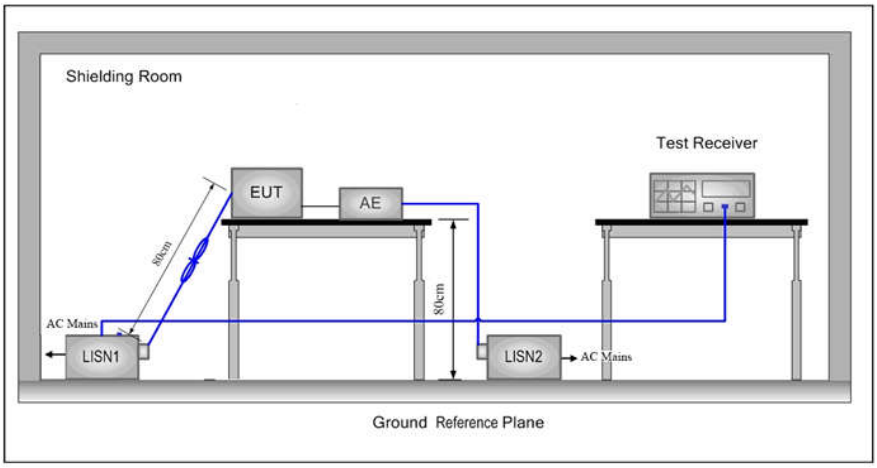

5.2 Test Environment

Operating Environment:	
Temperature:	24.0 °C
Humidity:	54 % RH
Atmospheric Pressure:	1010mbar

5.3 Test Condition

The worse case configurations, The worse case data was recorded in the report.

SISO

Band	802.11 Mode	Data rate (in Mb/s)
5180-5320MHz, 5500-5720MHz, 5745-5825MHz	a	6
	n(HT20)	6.5
	ac(VHT20)	6.5
	n(HT40)	13.5
	ac(VHT40)	13.5
	ac(HT80)	29.3

2x2 MIMO

Band	802.11 Mode	Data rate (in Mb/s)
5180-5320MHz, 5500-5720MHz, 5745-5825MHz	n(HT20)	13
	ac(VHT20)	13
	n(HT40)	27
	ac(VHT40)	27
	ac(HT80)	58.5

6 General Information

6.1 Client Information

Applicant:	Beijing Puppy Robotics Co., Ltd.
Address of Applicant:	Room 710, 63 E 3rd Ring Rd Middle, Chaoyang, Beijing, China
Manufacturer:	Beijing Puppy Robotics Co., Ltd.
Address of Manufacturer:	Room 710, 63 E 3rd Ring Rd Middle, Chaoyang, Beijing, China
Factory:	Zhangzhou Wanlida Technology Co., Ltd.
Address of Factory:	Wanlida Industrial Zone, Jingcheng Town, Nanjing, Zhangzhou, Fujian, China

6.2 General Description of EUT

Product Name:	Hachi Infinite K1	
Model No.(EUT):	HP23ATQC	
Trade mark:	N/A	
Type of Modulation:	IEEE 802.11a: OFDM (BPSK, QPSK, 16QAM, 64QAM) IEEE 802.11n(HT20/HT40): OFDM (BPSK, QPSK, 16QAM, 64QAM) IEEE 802.11ac(VHT20/VHT40/VHT80): OFDM (BPSK, QPSK, 16QAM, 64QAM, 256QAM)	
Operating Frequency	U-NII-1 & U-NII-2A: 5180-5320MHz U-NII-2C:5500-5720MHz U-NII-3:5745-5825MHz	
Test Power Grade:	Default	
Test Software of EUT:	QRCT	
Antenna Type:	FPC antenna	
Antenna Gain:	Antenna gain:5.5dBi	
Function	☒ SISO	
Power Supply:	AC Adapter	MODEL:AP065G-19300 INPUT:100-240V~50/60Hz1.5AMax OUTPUT:19V⎓3A
Test voltage:	AC120V/60Hz	
Sample Received Date:	May 05, 2021	
Sample tested Date:	May 05, 2021 to Nov. 04, 2021	

Operation Frequency each of channel

802.11a/802.11n/802.11ac(20MHz) Frequency/Channel Operations:

U-NII-1		U-NII-2A		U-NII-2C		U-NII-3	
Channel	Frequency(MHz)	Channel	Frequency(MHz)	Channel	Frequency(MHz)	Channel	Frequency(MHz)
36	5180	52	5260	100	5500	149	5745
40	5200	56	5280	104	5520	153	5765
44	5220	60	5300	108	5540	157	5785
48	5240	64	5320	112	5560	161	5805
-	-	-	-	116	5580	165	5825
-	-	-	-	120	5600	-	-
-	-	-	-	124	5620	-	-
-	-	-	-	128	5640	-	-
-	-	-	-	132	5660	-	-
-	-	-	-	136	5680	-	-
-	-	-	-	140	5700	-	-
-	-	-	-	144	5720	-	-

802.11n/802.11ac(40MHz) Frequency/Channel Operations:

U-NII-1		U-NII-2A		U-NII-2C		U-NII-3	
Channel	Frequency(MHz)	Channel	Frequency(MHz)	Channel	Frequency(MHz)	Channel	Frequency(MHz)
38	5190	54	5270	102	5510	151	5755
46	5230	62	5310	110	5550	159	5795
-	-	-	-	118	5590	-	-
-	-	-	-	126	5630	-	-
-	-	-	-	134	5670	-	-
-	-	-	-	142	5710	-	-

802.11ac 80MHz) Frequency/Channel Operations:

U-NII-1		U-NII-2A		U-NII-2C		U-NII-3	
Channel	Frequency(MHz)	Channel	Frequency(MHz)	Channel	Frequency(MHz)	Channel	Frequency(MHz)
42	5210	58	5290	106	5530	155	5775
-	-	-	-	122	5610	-	-
-	-	-	-	138	5690	-	-

802.11ac(160MHz) Frequency/Channel Operations:

U-NII-1&U-NII-2A		U-NII-2C	
Channel	Frequency(MHz)	Channel	Frequency(MHz)
50	5250	114	5570

6.3 Description of Support Units

The EUT has been tested with associated equipment below.

Associated equipment name		Manufacture	model	S/N serial number	Supplied by	Certification
AE1	Notebook	DELL	DELL 3490	D245DX2	DELL	CE&FCC

6.4 Test Location

All tests were performed at:
Centre Testing International Group Co., Ltd
Building C, Hongwei Industrial Park Block 70, Bao'an District, Shenzhen, China
Telephone: +86 (0) 755 33683668 Fax:+86 (0) 755 33683385
No tests were sub-contracted.

FCC Designation No.: CN1164

6.5 Deviation from Standards

None.

6.6 Abnormalities from Standard Conditions

None.

6.7 Other Information Requested by the Customer

None.

6.8 Measurement Uncertainty (95% confidence levels, k=2)

No.	Item	Measurement Uncertainty
1	Radio Frequency	7.9×10^{-8}
2	RF power, conducted	0.46dB (30MHz-1GHz)
		0.55dB (1GHz-18GHz)
3	Radiated Spurious emission test	4.5dB (30MHz-1GHz)
		4.8dB (1GHz-12.75GHz)
4	Conduction emission	3.5dB (9kHz to 150kHz)
		3.1dB (150kHz to 30MHz)
5	Temperature test	0.64°C
6	Humidity test	3.8%
7	DC power voltages	0.026%

7 Equipment List

RF test system					
Equipment	**Manufacturer**	**Mode No.**	**Serial Number**	**Cal. Date (mm-dd-yyyy)**	**Cal. Due date (mm-dd-yyyy)**
Spectrum Analyzer	Keysight	N9010A	MY54510339	08-28-2020 08-26-2021	08-27-2021 08-25-2022
Signal Generator	Keysight	N5182B	MY53051549	12-28-2020	12-27-2021
Temperature/ Humidity Indicator	biaozhi	HM10	1804186	06-25-2020 06-23-2021	06-24-2021 06-22-2022
High-pass filter	Sinoscite	FL3CX03WG18N M12-0398-002	---	---	---
High-pass filter	MICRO-TRONICS	SPA-F-63029-4	---	---	---
DC Power	Keysight	E3642A	MY56376072	12-28-2020	12-27-2021
PC-1	Lenovo	R4960d	---	---	---
BT&WI-FI Automatic control	R&S	OSP120	101374	12-28-2020	12-27-2021
RF control unit	JS Tonscend	JS0806-2	158060006	12-28-2020	12-27-2021
BT&WI-FI Automatic test software	JS Tonscend	JS1120-3	---	---	---

Conducted disturbance Test					
Equipment	**Manufacturer**	**Model No.**	**Serial Number**	**Cal. date (mm-dd-yyyy)**	**Cal. Due date (mm-dd-yyyy)**
Receiver	R&S	ESCI	100435	04-15-2021	04-14-2022
Temperature/ Humidity Indicator	Defu	TH128	/	---	---
LISN	R&S	ENV216	100098	03-04-2021	03-03-2024
Barometer	changchun	DYM3	1188	---	---

3M Semi/full-anechoic Chamber					
Equipment	**Manufacturer**	**Model No.**	**Serial Number**	**Cal. date (mm-dd-yyyy)**	**Cal. Due date (mm-dd-yyyy)**
3M Chamber & Accessory Equipment	TDK	SAC-3	---	05-24-2019	05-23-2022
TRILOG Broadband Antenna	Schwarzbeck	VULB9163	9163-618	05-18-2020 05-16-2021	05-17-2021 05-15-2022
Loop Antenna	Schwarzbeck	FMZB 1519B	1519B-076	04-15-2021	04-14-2024
Receiver	R&S	ESCI7	100938-003	10-16-2020 10-15-2021	10-15-2021 10-14-2022
Multi device Controller	maturo	NCD/070/107 11112	---	---	---
Temperature/ Humidity Indicator	Shanghai qixiang	HM10	1804298	06-24-2021	06-23-2022
Cable line	Fulai(7M)	SF106	5219/6A	---	---
Cable line	Fulai(6M)	SF106	5220/6A	---	---
Cable line	Fulai(3M)	SF106	5216/6A	---	---
Cable line	Fulai(3M)	SF106	5217/6A	---	---

3M full-anechoic Chamber					
Equipment	**Manufacturer**	**Model No.**	**Serial Number**	**Cal. date (mm-dd-yyyy)**	**Cal. Due date (mm-dd-yyyy)**
RSE Automatic test software	JS Tonscend	JS36-RSE	10166	---	---
Receiver	Keysight	N9038A	MY57290136	03-04-2021	03-03-2022
Spectrum Analyzer	Keysight	N9020B	MY57111112	03-04-2021	03-03-2022
Spectrum Analyzer	Keysight	N9030B	MY57140871	03-04-2021	03-03-2022
TRILOG Broadband Antenna	Schwarzbeck	VULB 9163	9163-1148	04-28-2021	04-27-2024
Horn Antenna	Schwarzbeck	BBHA 9170	9170-832	04-15-2021	04-14-2024
Horn Antenna	ETS-LINDGREN	3117	00057407	07-06-2018 07-04-2021	07-05-2021 07-03-2024
Preamplifier	EMCI	EMC184055SE	980596	05-22-2020 05-20-2021	05-21-2021 05-19-2022
Preamplifier	EMCI	EMC001330	980563	04-15-2021	04-14-2022
Preamplifier	JS Tonscend	980380	EMC051845 SE	12-31-2020	12-30-2021
Temperature/ Humidity Indicator	biaozhi	GM1360	EE1186631	04-16-2021	04-15-2022
Fully Anechoic Chamber	TDK	FAC-3	---	01-09-2021	01-08-2024
Filter bank	JS Tonscend	JS0806-F	188060094	---	---
Cable line	Times	SFT205-NMSM-2.50M	394812-0001	---	---
Cable line	Times	SFT205-NMSM-2.50M	394812-0002	---	---
Cable line	Times	SFT205-NMSM-2.50M	394812-0003	---	---
Cable line	Times	SFT205-NMSM-2.50M	393495-0001	---	---
Cable line	Times	EMC104-NMNM-1000	SN160710	---	---
Cable line	Times	SFT205-NMSM-3.00M	394813-0001	---	---
Cable line	Times	SFT205-NMNM-1.50M	381964-0001	---	---
Cable line	Times	SFT205-NMSM-7.00M	394815-0001	---	---
Cable line	Times	HF160-KMKM-3.00M	393493-0001	---	---

8 Radio Technical Requirements Specification

Reference documents for testing:

No.	Identity	Document Title
1	FCC Part15E (2015)	Subpart C-Intentional Radiators
2	ANSI C63.10-2013	American National Standard for Testing Unlicesed Wireless Devices
3	KDB789033 D02 General UNII Test Procedures New Rules v01	Guidelines for compliance testing of unlicensed national information infrastructure (U-NII) device part 15 subpart E

Test Results List:

Test Requirement	Test method	Test item	Verdict	Note
Part15E Section 15.407 (a)(1)(2)	KDB789033 D02v01	26dB Occupied Bandwidth	PASS	Appendix A
Part15E Section 15.407 (a)(1)(2)(4)(h)(1)	KDB789033 D02v01	Conducted Output Power and transmit power control mechanism	PASS	Appendix B)
Part15E Section 15.407 (a)(1)(2)(5)	KDB789033 D02v01	Power Spectral Density	PASS	Appendix C)
47 CFR Part 15 Subpart E Section 15.407(b)(1)to(6)	ANSI C63.10-2013	Conducted Band-edge Measurements	PASS	Appendix D)
47 CFR Part 15 Subpart E Section 15.407(b)	ANSI C63.10-2013	Conducted Spurious Emission	PASS	Appendix E)
Part15E Section 15.407 (g)	KDB789033 D02v01	Frequency stability	PASS	Appendix F)
Part15C Section 15.203	ANSI C63.10	Antenna Requirement	PASS	Appendix G)
Part15E Section 15.407 (c)	Section 15.407	Operation in the absence of information to the transmit	PASS	Appendix H)
Part15E Section 15.407 (b)(6)	ANSI C63.10	AC Power Line Conducted Emission	PASS	Appendix I)
Part15E Section 15.407 (b)(6)(7)(8)	KDB789033 D02v01	Restricted bands around fundamental frequency (Radiated Emission)	PASS	Appendix J)
Part15E Section 15.407 (b)(6)(7)(8)	KDB789033 D02v01	Unwanted Emissions in the Restricted Bands	PASS	Appendix K)
Part15E Section 15.407 (b)(1)(2)(3)(5)	KDB789033 D02v01	Unwanted Emissions that fall Outside of the Restricted Bands	PASS	Appendix L)

Duty Cycle

Test Result

TestMode	Antenna	Channel	Transmission Duration [ms]	Transmission Period [ms]	Duty Cycle [%]	Limit	Verdict
11A	Ant1	5180	5.48	5.49	99.79	---	PASS
		5200	5.48	5.49	99.82	---	PASS
		5240	5.48	5.49	99.82	---	PASS
		5260	5.48	5.49	99.82	---	PASS
		5280	5.48	5.49	99.79	---	PASS
		5320	5.48	5.49	99.82	---	PASS
		5500	5.48	5.49	99.82	---	PASS
		5580	5.48	5.49	99.79	---	PASS
		5700	5.48	5.49	99.79	---	PASS
		5745	5.48	5.49	99.79	---	PASS
		5785	5.48	5.49	99.79	---	PASS
		5825	5.48	5.49	99.82	---	PASS
11N20SISO	Ant1	5180	5.08	5.09	99.80	---	PASS
		5200	5.08	5.09	99.80	---	PASS
		5240	5.08	5.09	99.80	---	PASS
		5260	5.08	5.09	99.78	---	PASS
		5280	5.08	5.09	99.80	---	PASS
		5320	5.08	5.09	99.78	---	PASS
		5500	5.08	5.09	99.78	---	PASS
		5580	5.08	5.09	99.78	---	PASS
		5700	5.08	5.09	99.80	---	PASS
		5745	5.08	5.09	99.80	---	PASS
		5785	5.08	5.09	99.78	---	PASS
		5825	5.08	5.09	99.80	---	PASS
11N40SISO	Ant1	5190	2.47	2.48	99.54	---	PASS
		5230	2.46	2.48	99.54	---	PASS
		5270	2.46	2.48	99.49	---	PASS
		5310	2.46	2.48	99.54	---	PASS
		5510	2.47	2.48	99.54	---	PASS
		5550	2.47	2.48	99.54	---	PASS

		5670	2.47	2.48	99.54	---	PASS
		5755	2.46	2.48	99.54	---	PASS
		5795	2.46	2.48	99.49	---	PASS
11AC20SISO	Ant1	5180	0.97	0.98	98.97	---	PASS
		5200	0.97	0.98	98.97	---	PASS
		5240	0.97	0.98	98.97	---	PASS
		5260	0.97	0.98	98.97	---	PASS
		5280	0.97	0.98	98.97	---	PASS
		5320	0.97	0.98	98.97	---	PASS
		5500	0.97	0.98	98.84	---	PASS
		5580	0.97	0.98	98.84	---	PASS
		5700	0.97	0.98	98.97	---	PASS
		5745	0.97	0.98	98.84	---	PASS
		5785	0.97	0.98	98.84	---	PASS
		5825	0.97	0.98	98.97	---	PASS
11AC40SISO	Ant1	5190	0.26	0.28	95.43	---	PASS
		5230	0.49	0.50	97.73	---	PASS
		5270	0.49	0.50	97.73	---	PASS
		5310	0.49	0.50	97.73	---	PASS
		5510	0.49	0.50	97.47	---	PASS
		5550	0.49	0.50	97.73	---	PASS
		5670	0.49	0.50	97.47	---	PASS
		5755	0.49	0.50	97.73	---	PASS
		5795	0.49	0.50	97.73	---	PASS
11AC80SISO	Ant1	5210	0.25	0.26	95.10	---	PASS
		5290	0.25	0.26	95.57	---	PASS
		5530	0.25	0.26	95.10	---	PASS
		5610	0.25	0.26	95.57	---	PASS
		5775	0.25	0.26	95.10	---	PASS

Test Graphs

11A_Ant1_5180

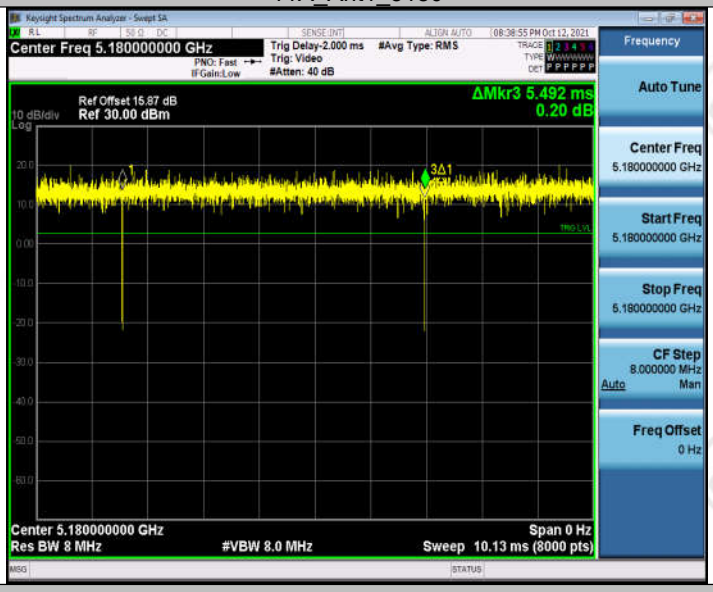

11A_Ant1_5200

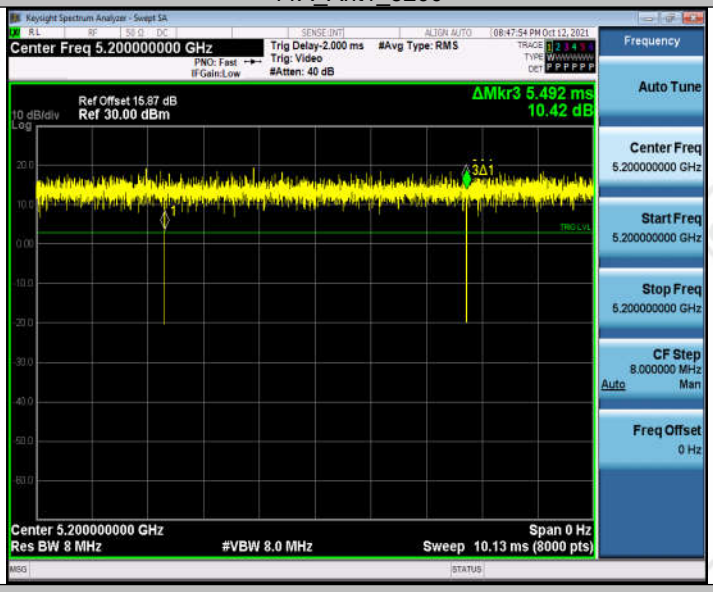

11A_Ant1_5240

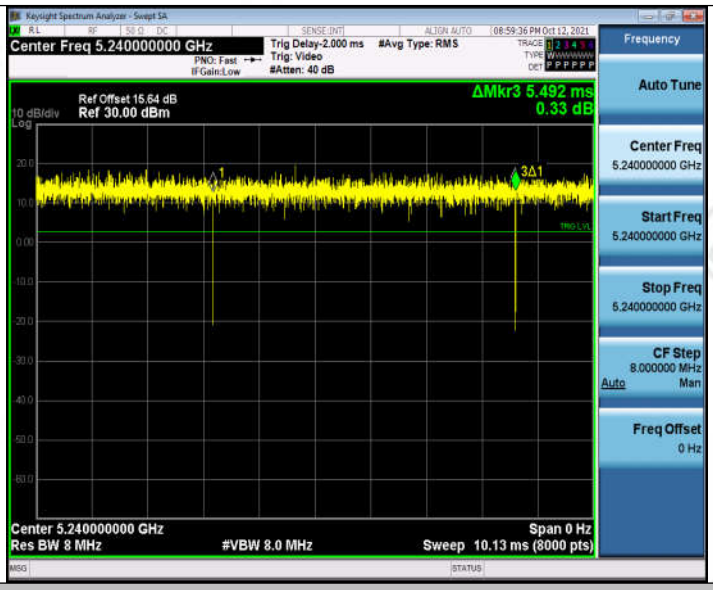

11A_Ant1_5260

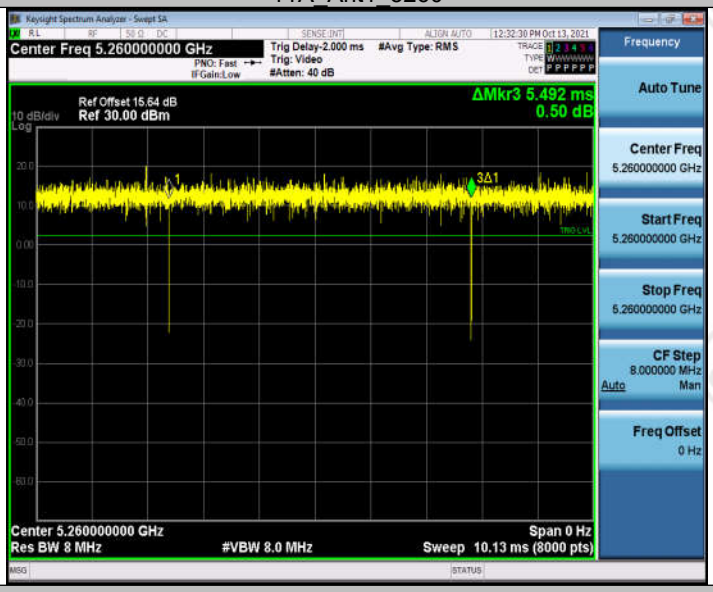

11A_Ant1_5280

11A_Ant1_5320

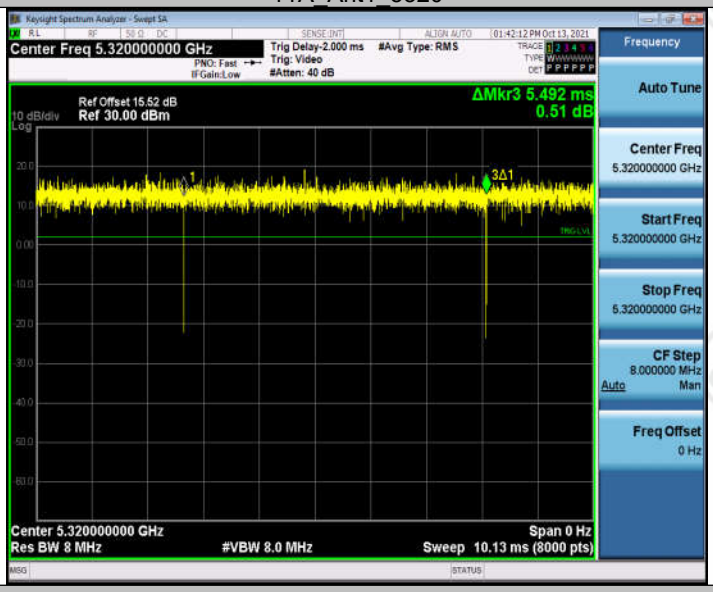

11A_Ant1_5500

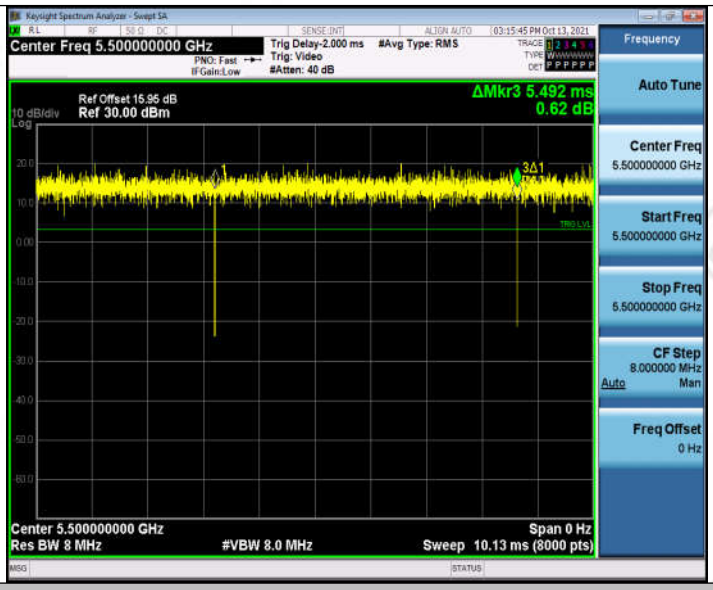

11A_Ant1_5580

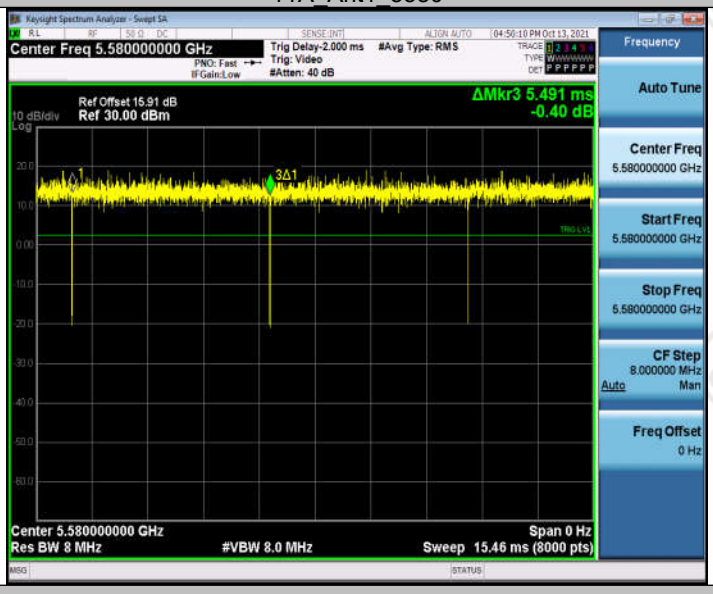

11A_Ant1_5700

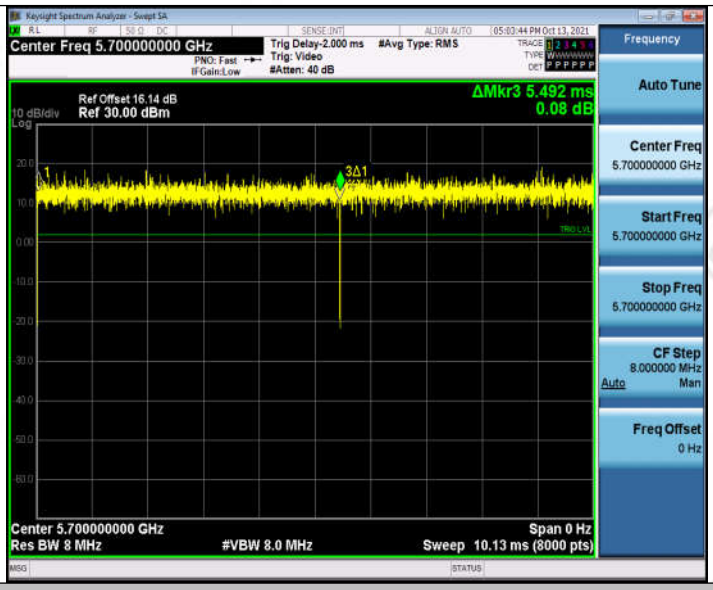

11A_Ant1_5745

11A_Ant1_5785

11A_Ant1_5825

11N20SISO_Ant1_5180

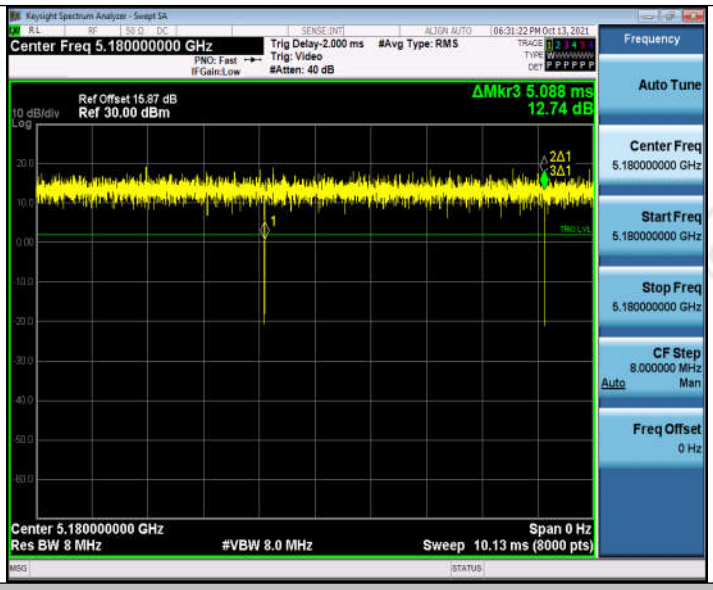

11N20SISO_Ant1_5200

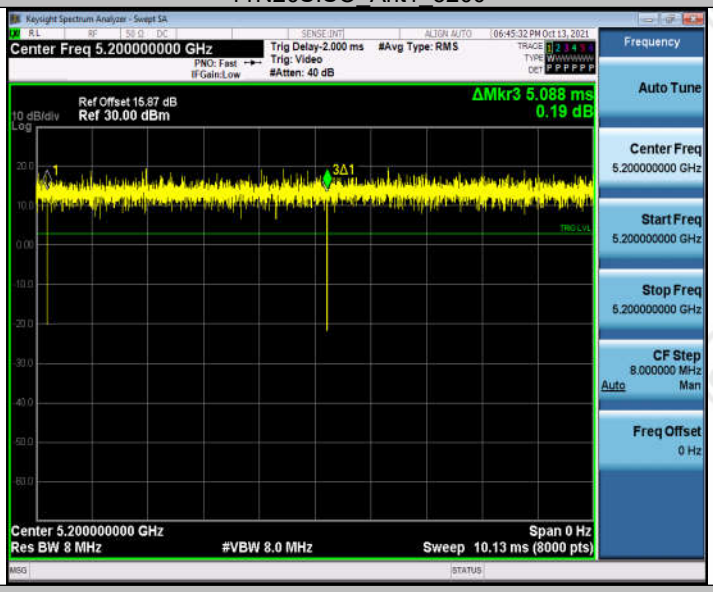

11N20SISO_Ant1_5240

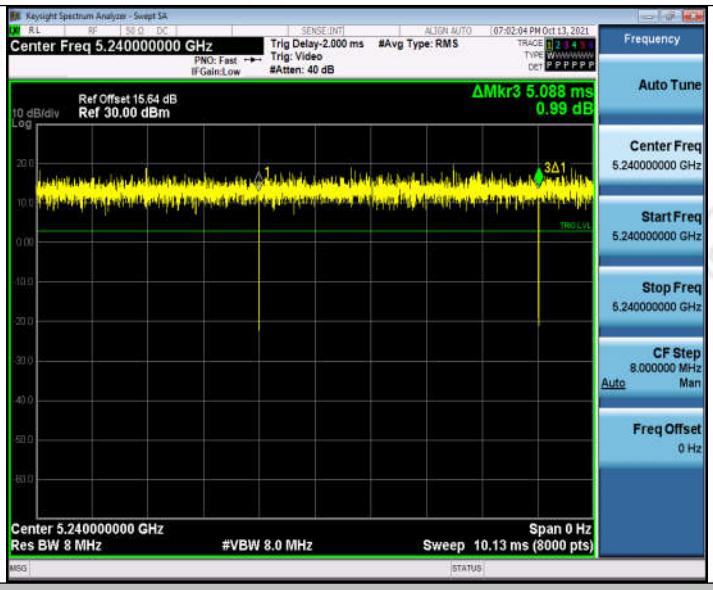

11N20SISO_Ant1_5260

11N20SISO_Ant1_5280

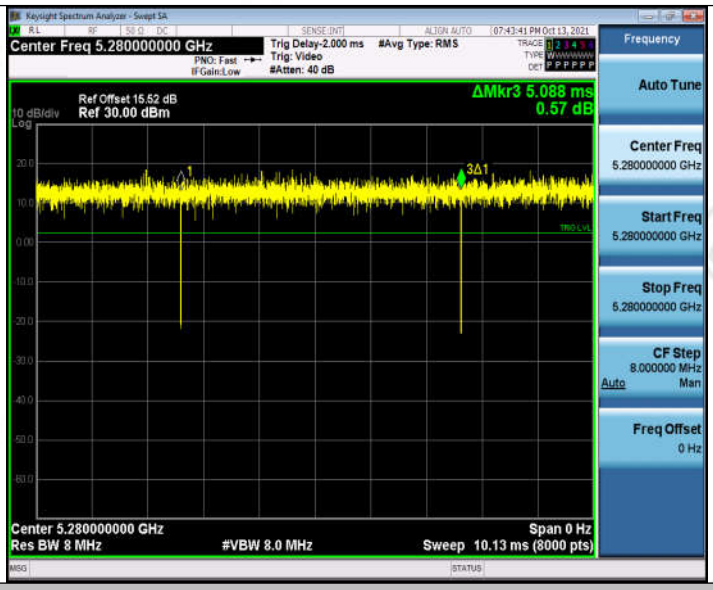

11N20SISO_Ant1_5320

11N20SISO_Ant1_5500

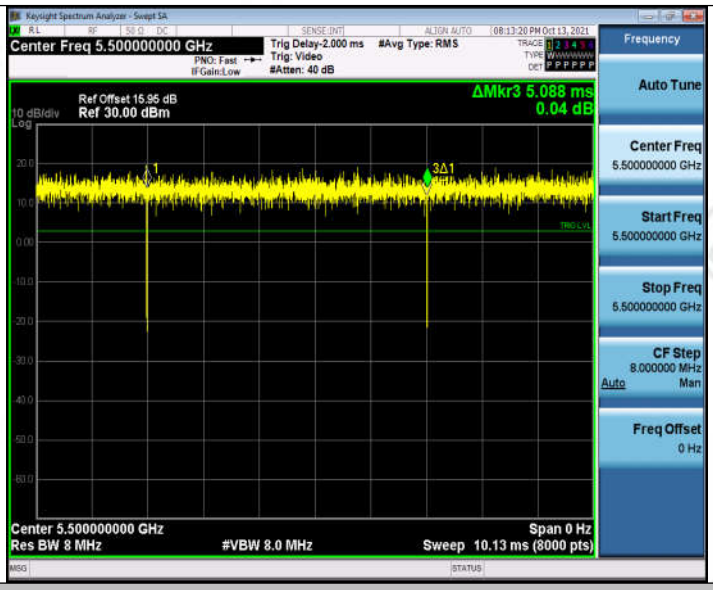

11N20SISO_Ant1_5580

11N20SISO_Ant1_5700

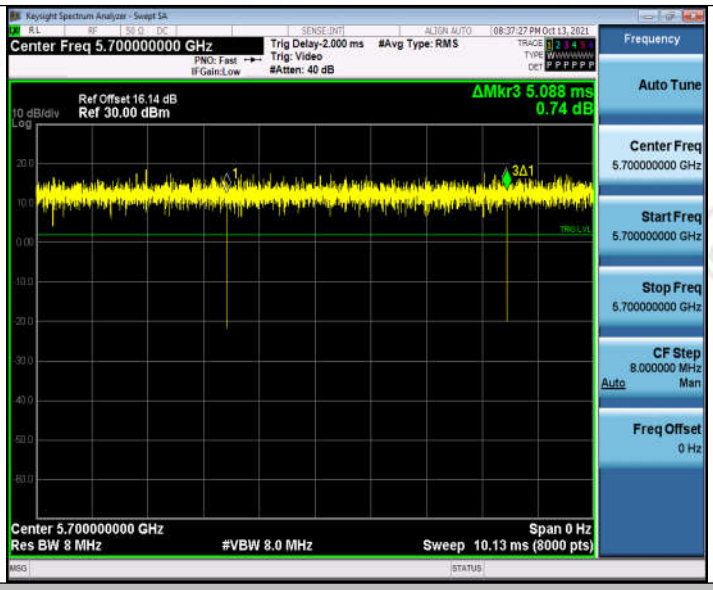

11N20SISO_Ant1_5745

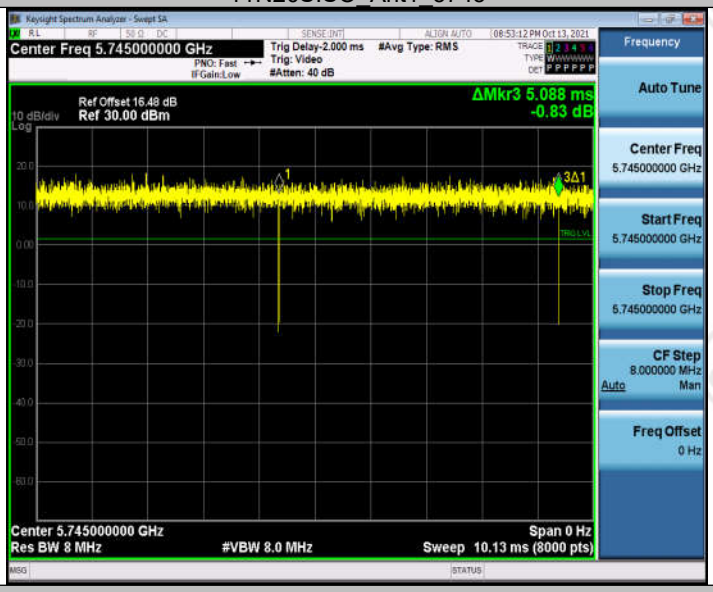

11N20SISO_Ant1_5785

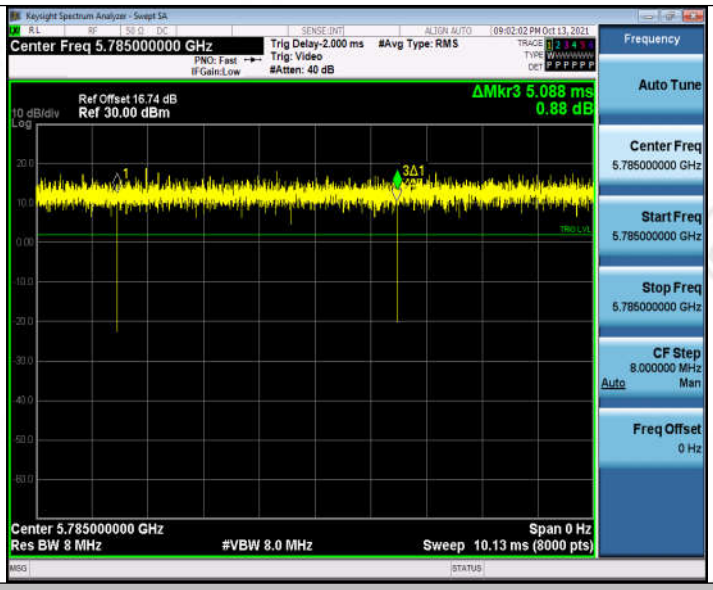

11N20SISO_Ant1_5825

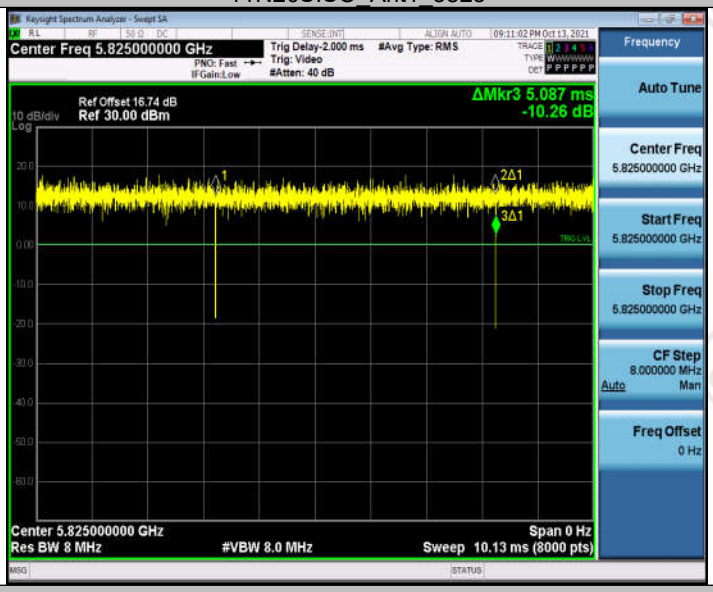

11N40SISO_Ant1_5190

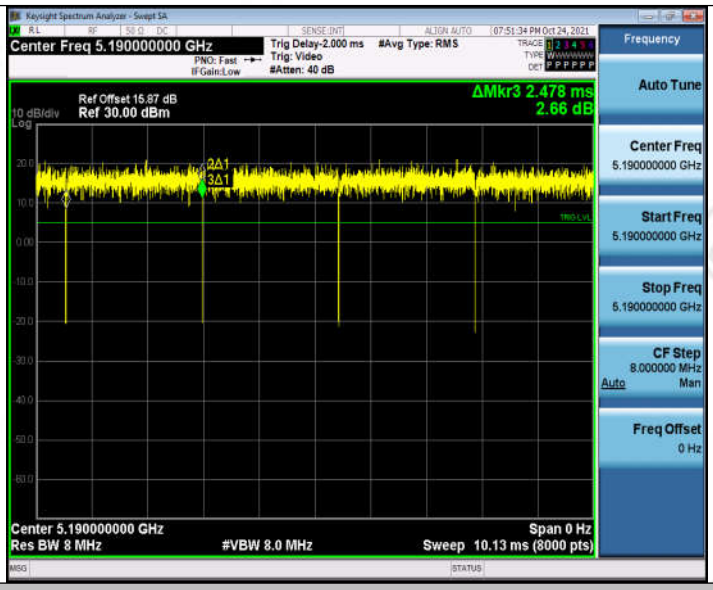

11N40SISO_Ant1_5230

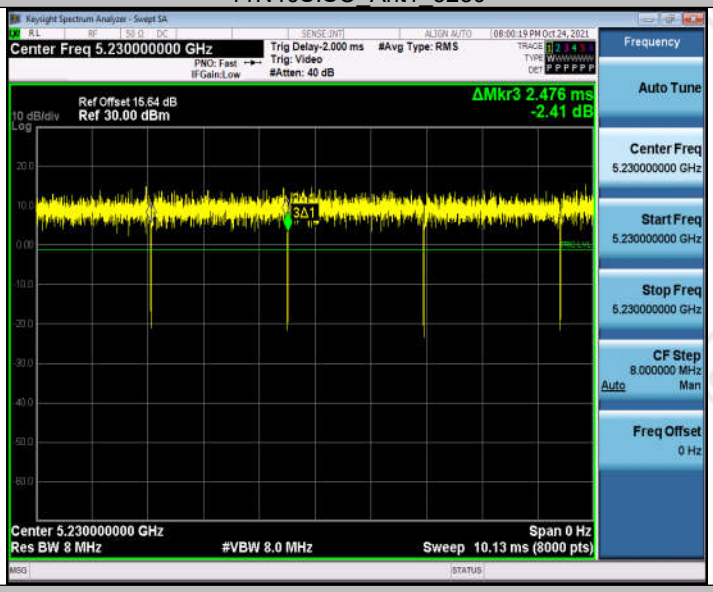

11N40SISO_Ant1_5270

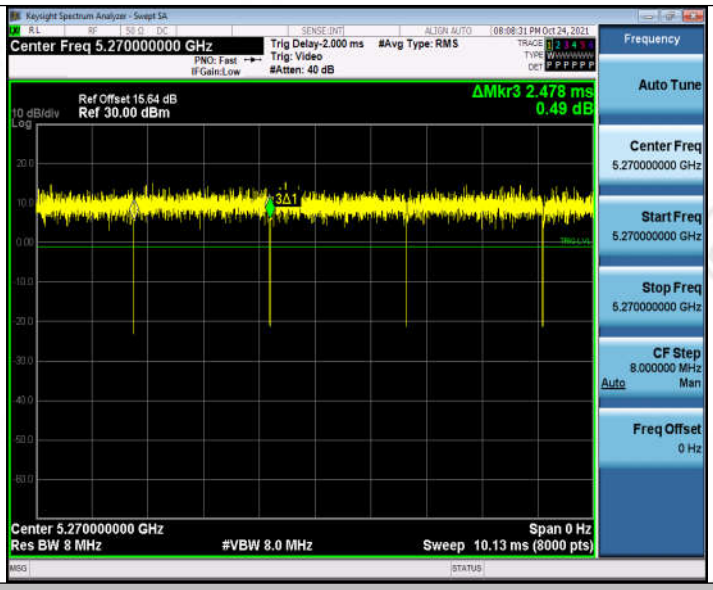

11N40SISO_Ant1_5310

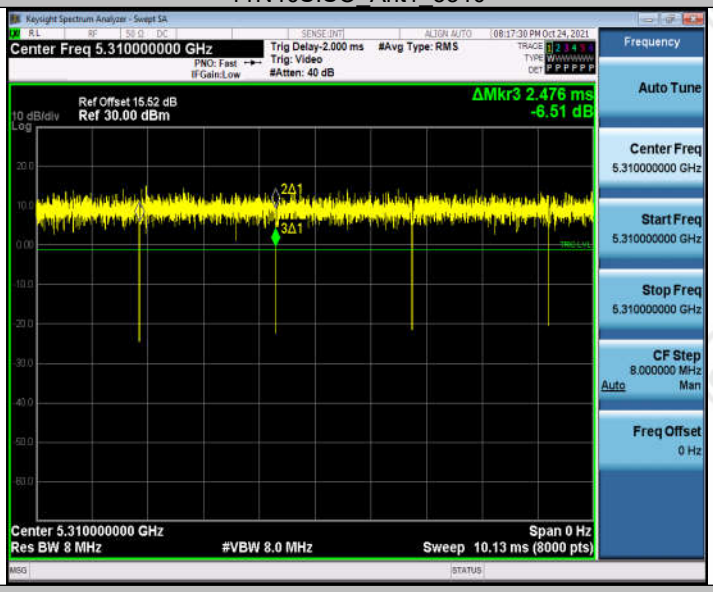

11N40SISO_Ant1_5510

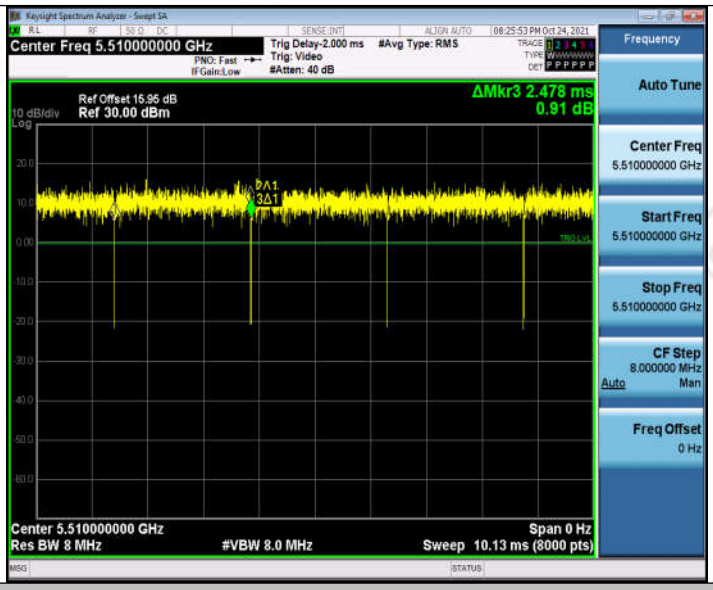

11N40SISO_Ant1_5550

11N40SISO_Ant1_5670

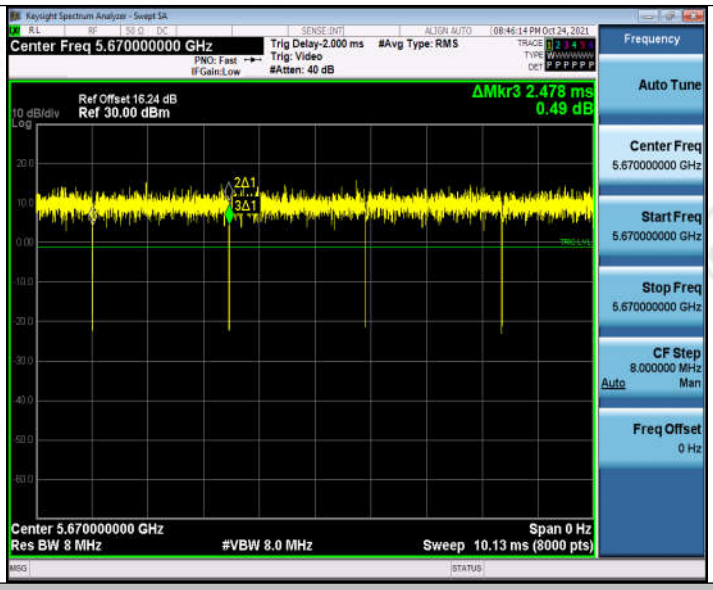

11N40SISO_Ant1_5755

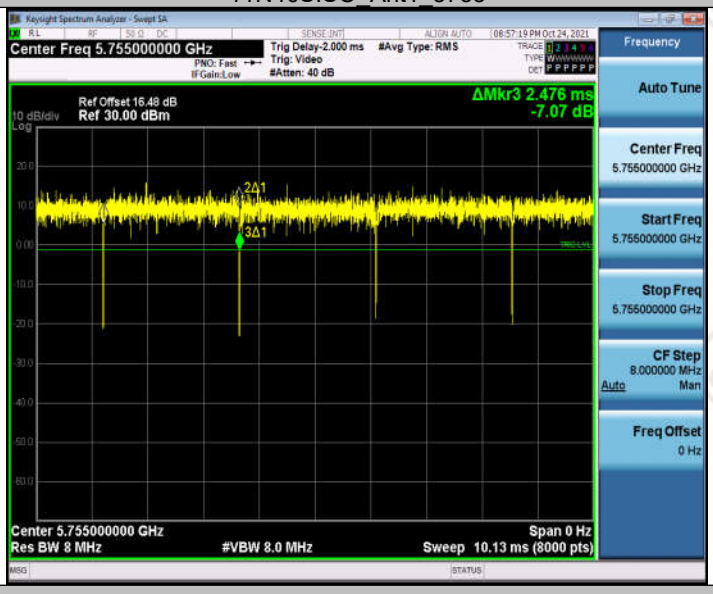

11N40SISO_Ant1_5795

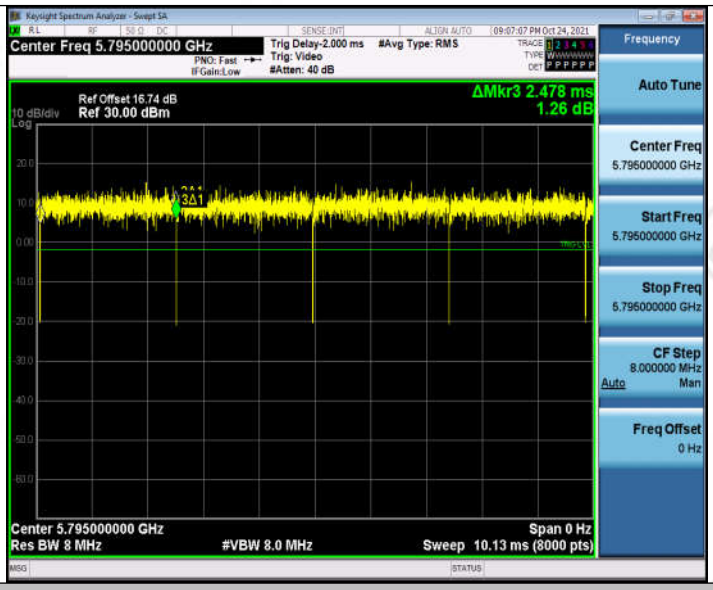

11AC20SISO_Ant1_5180

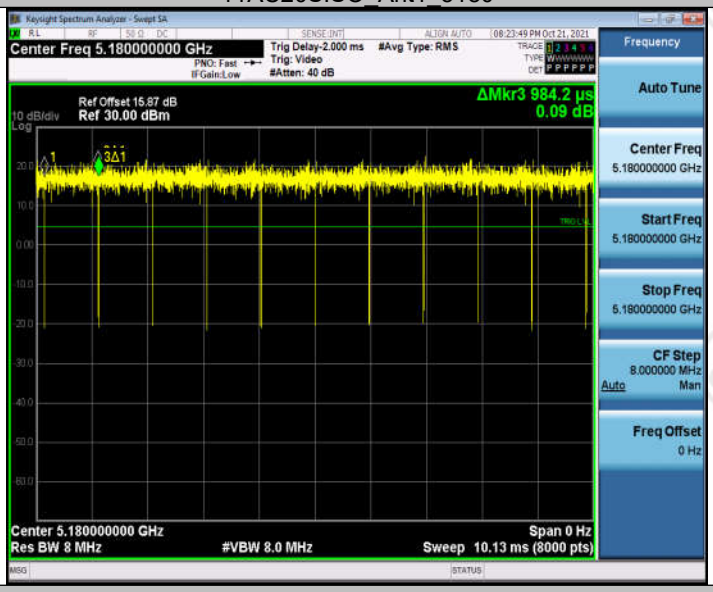

11AC20SISO_Ant1_5200

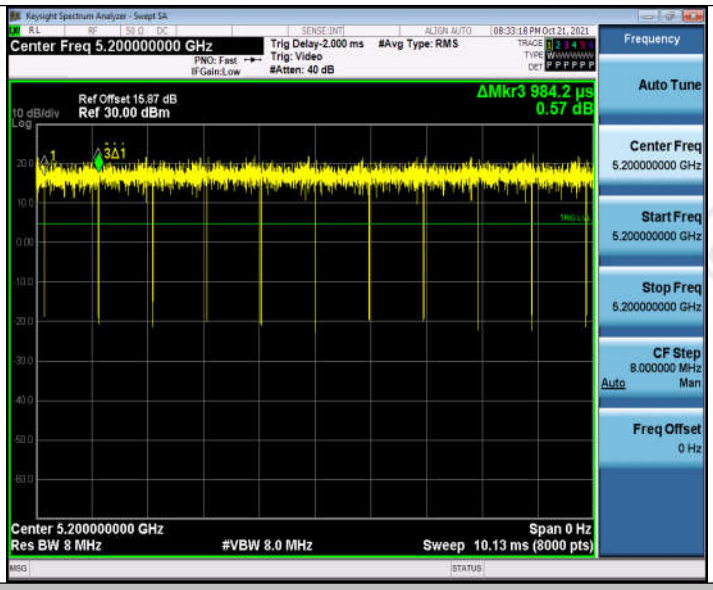

11AC20SISO_Ant1_5240

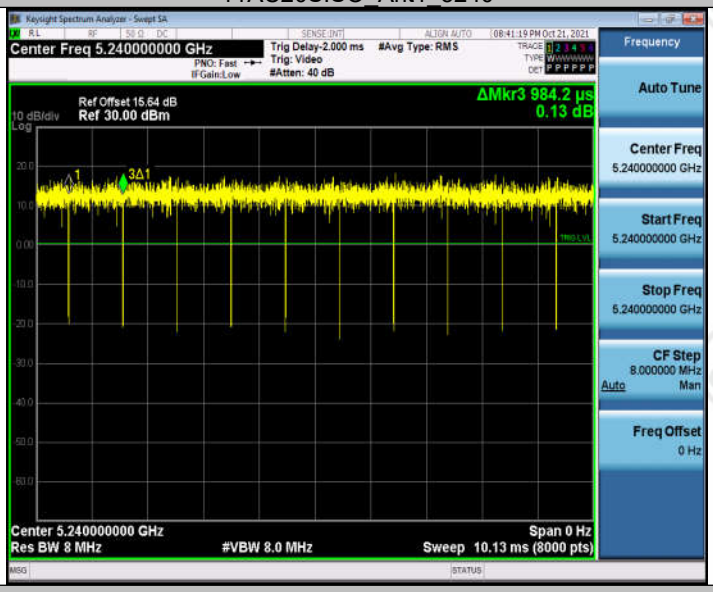

11AC20SISO_Ant1_5260

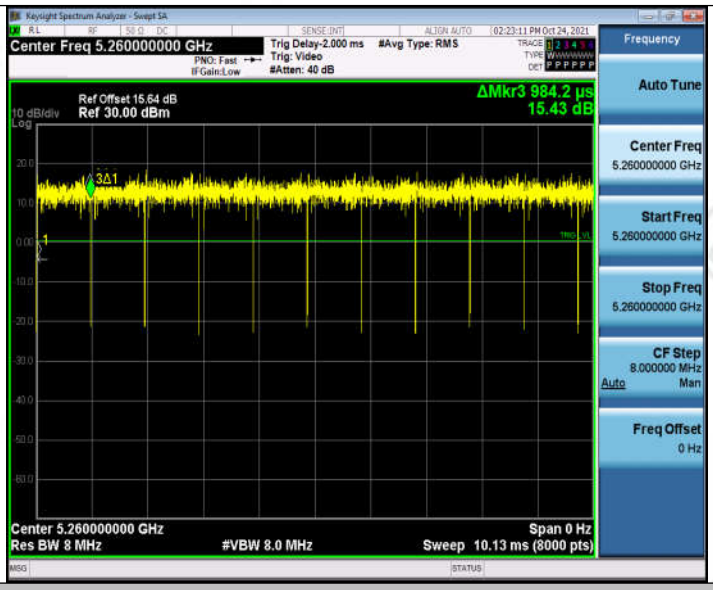

11AC20SISO_Ant1_5280

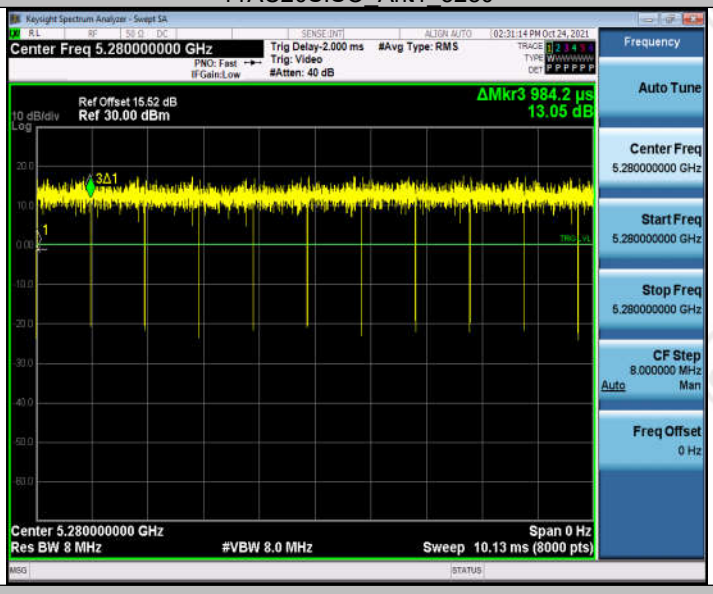

11AC20SISO_Ant1_5320

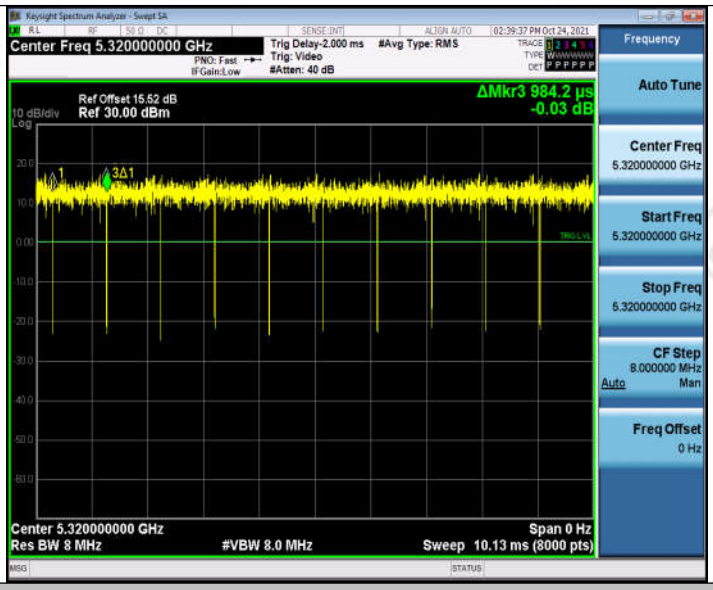

11AC20SISO_Ant1_5500

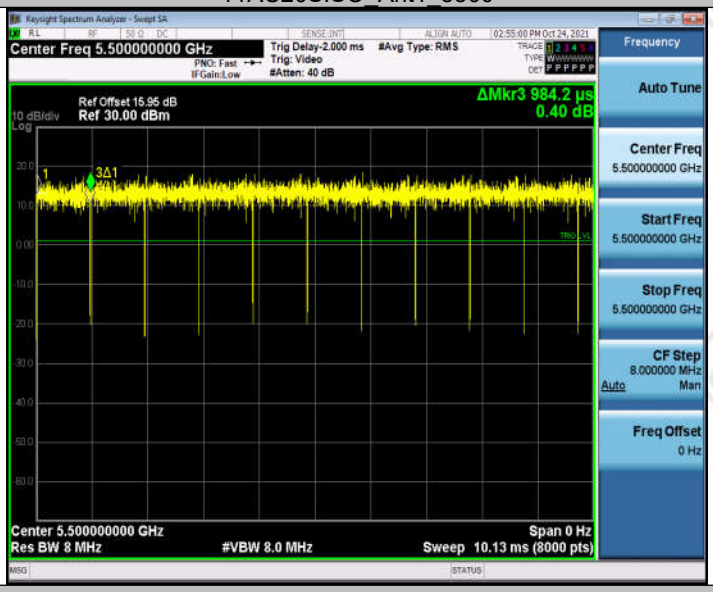

11AC20SISO_Ant1_5580

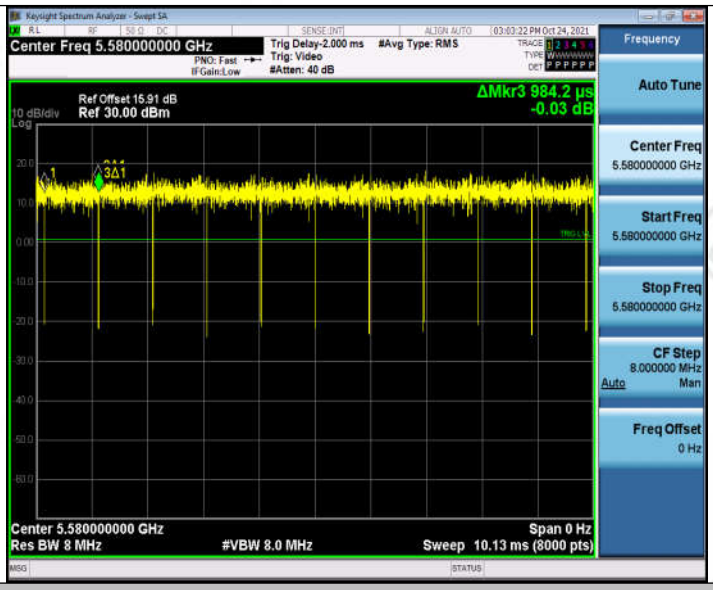

11AC20SISO_Ant1_5700

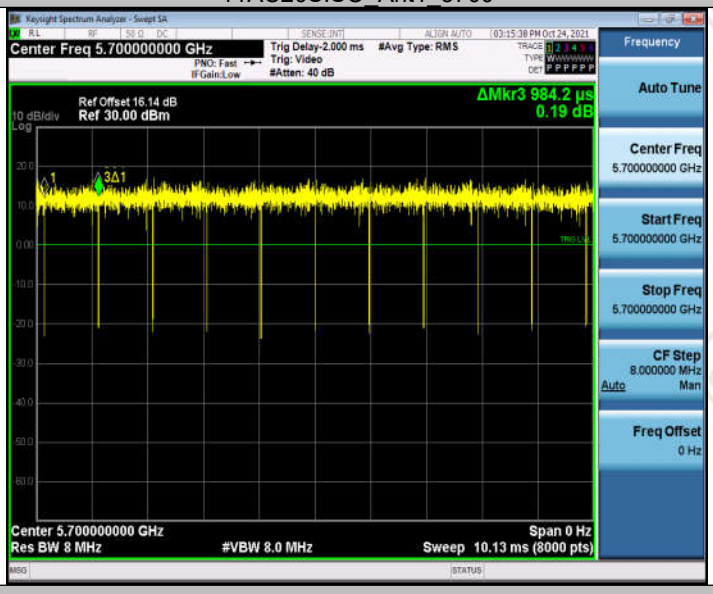

11AC20SISO_Ant1_5745

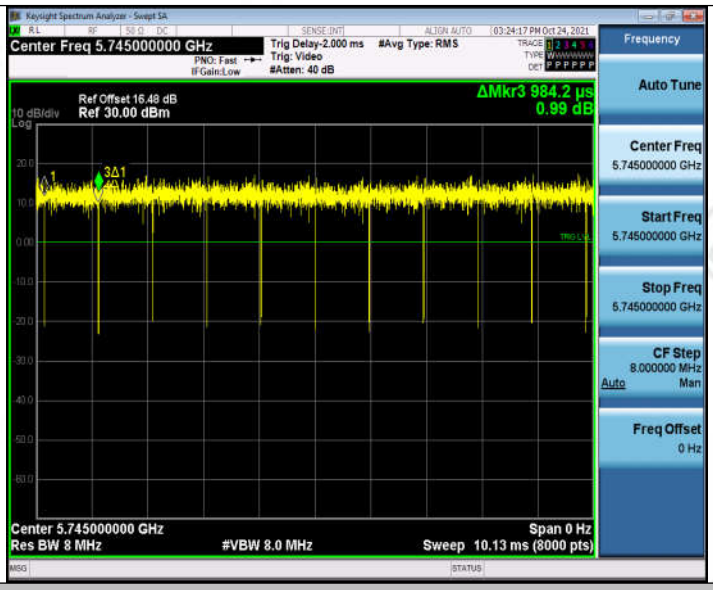

11AC20SISO_Ant1_5785

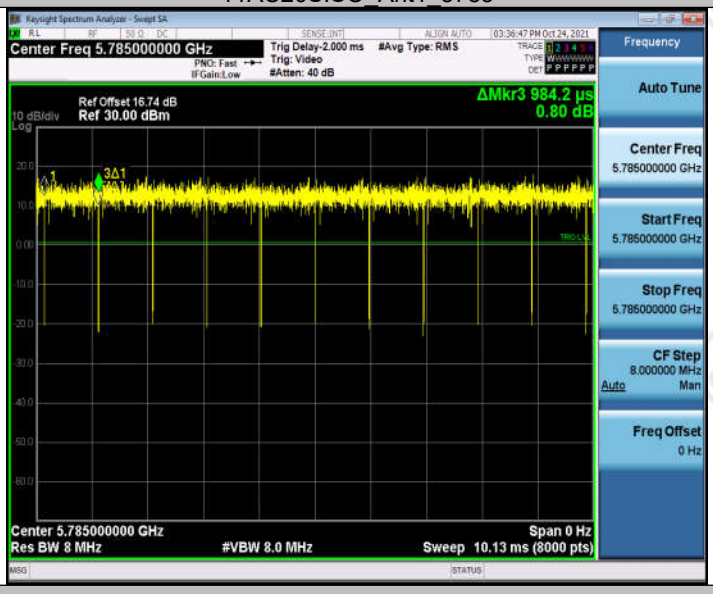

11AC20SISO_Ant1_5825

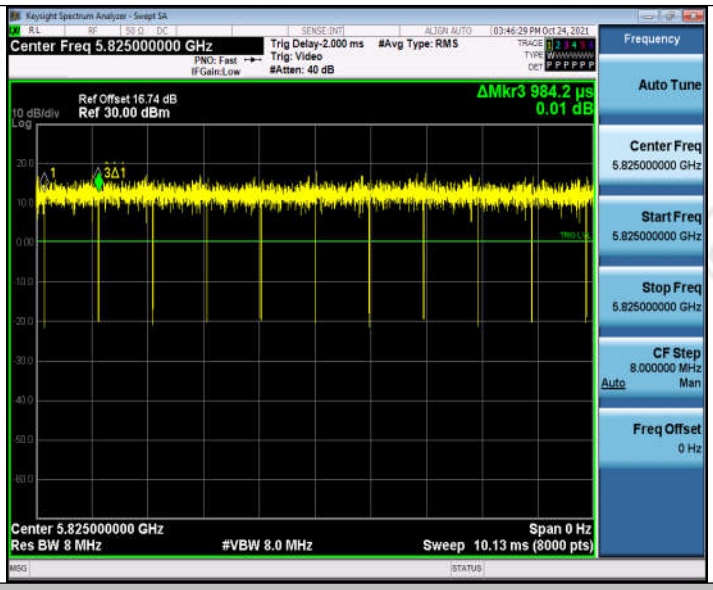

11AC40SISO_Ant1_5190

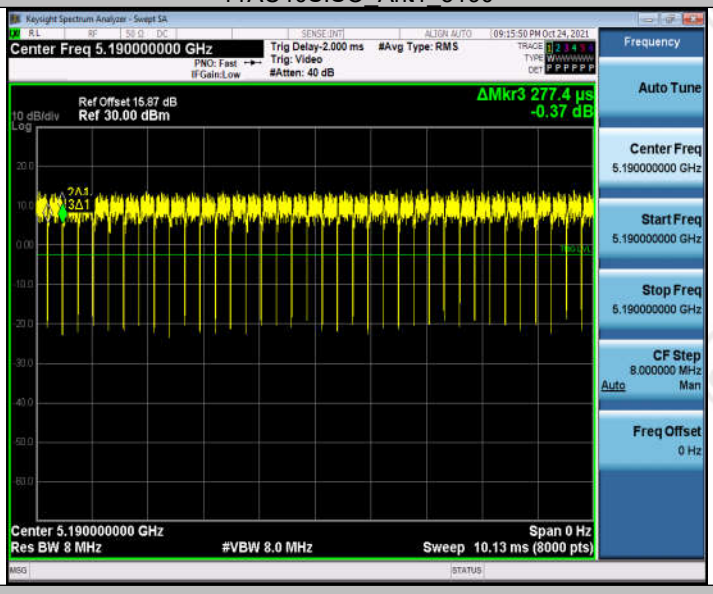

11AC40SISO_Ant1_5230

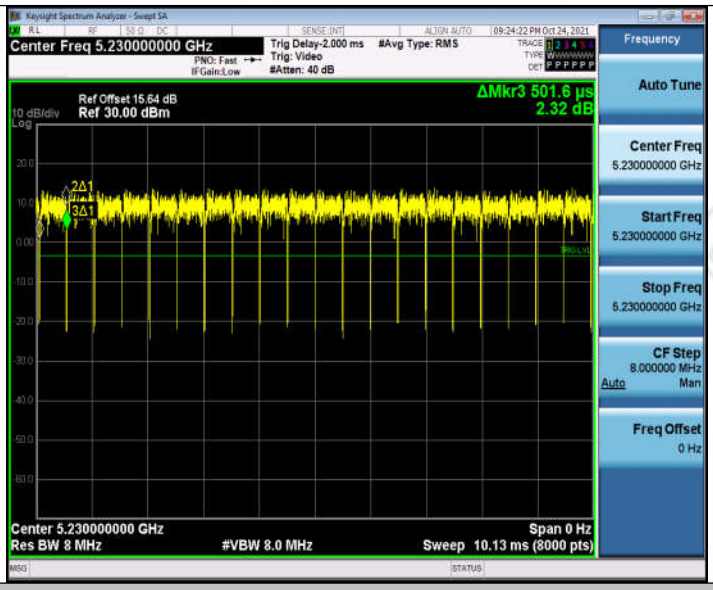

11AC40SISO_Ant1_5270

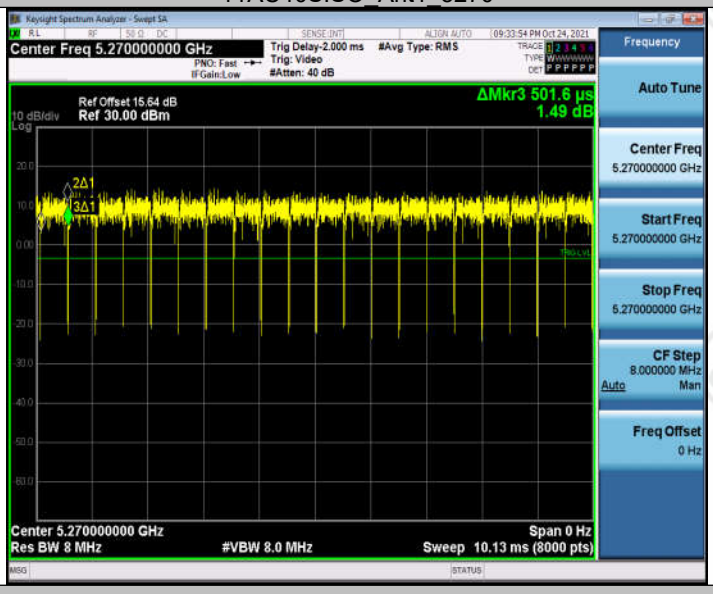

11AC40SISO_Ant1_5310

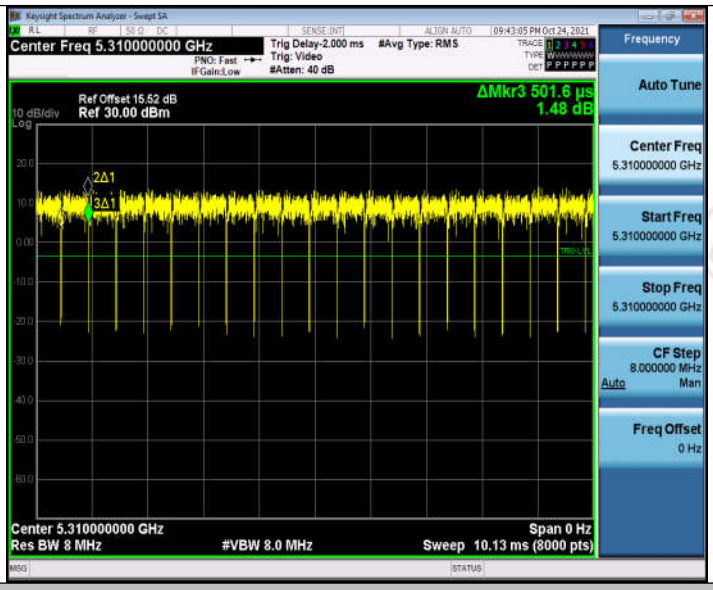

11AC40SISO_Ant1_5510

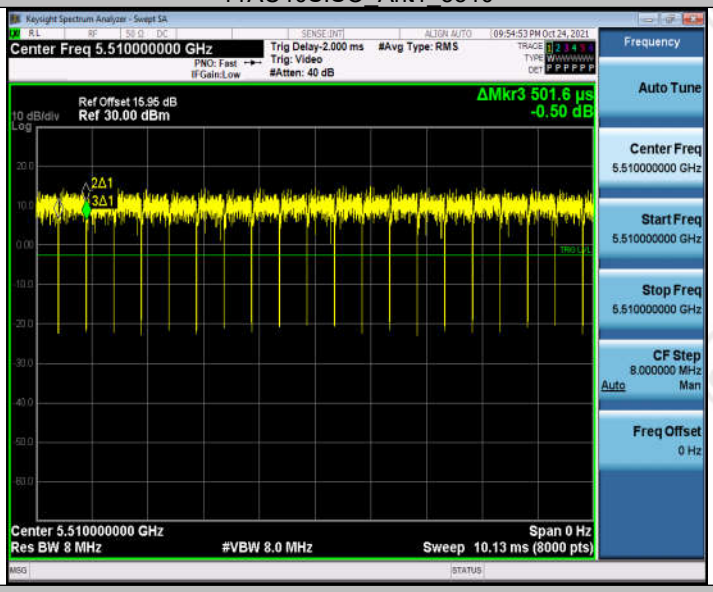

11AC40SISO_Ant1_5550

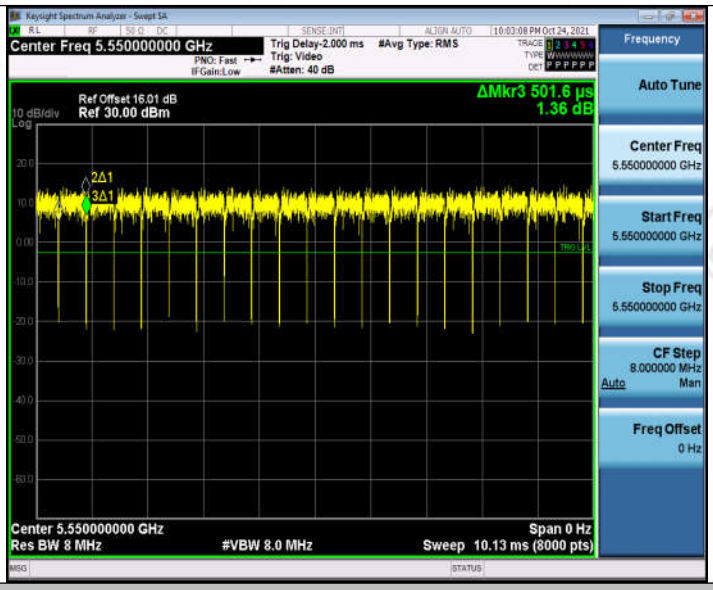

11AC40SISO_Ant1_5670

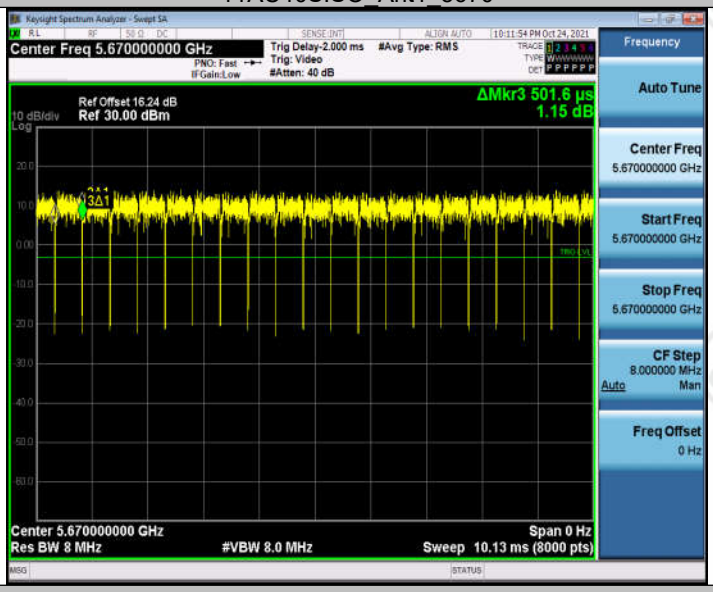

11AC40SISO_Ant1_5755

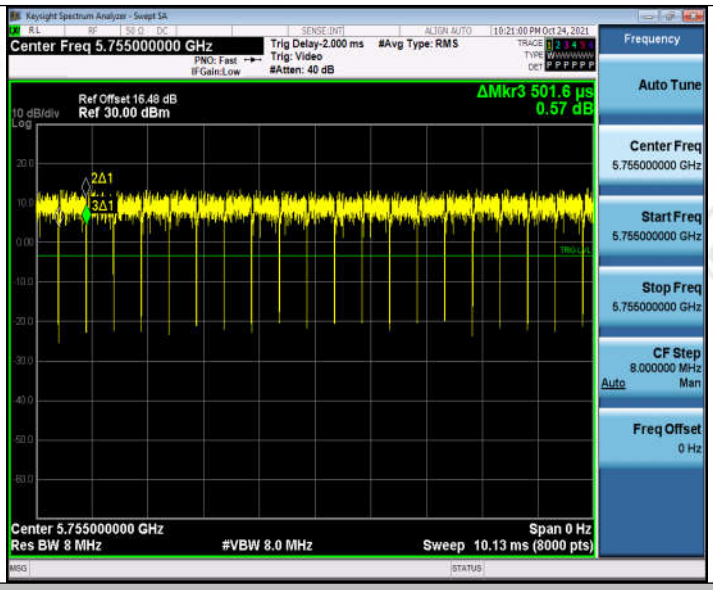

11AC40SISO_Ant1_5795

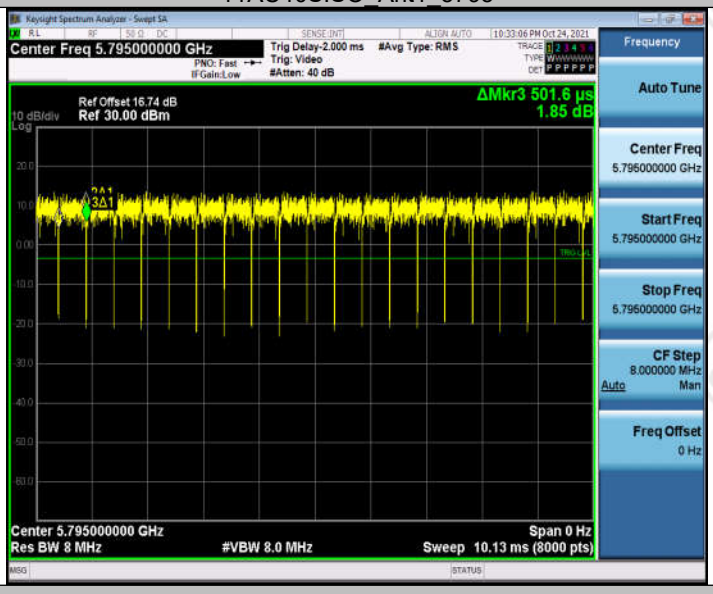

11AC80SISO_Ant1_5210

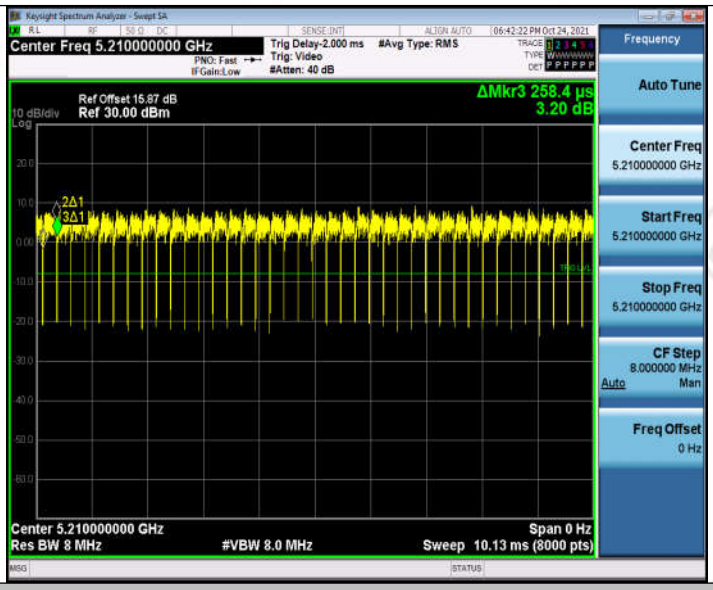

11AC80SISO_Ant1_5290

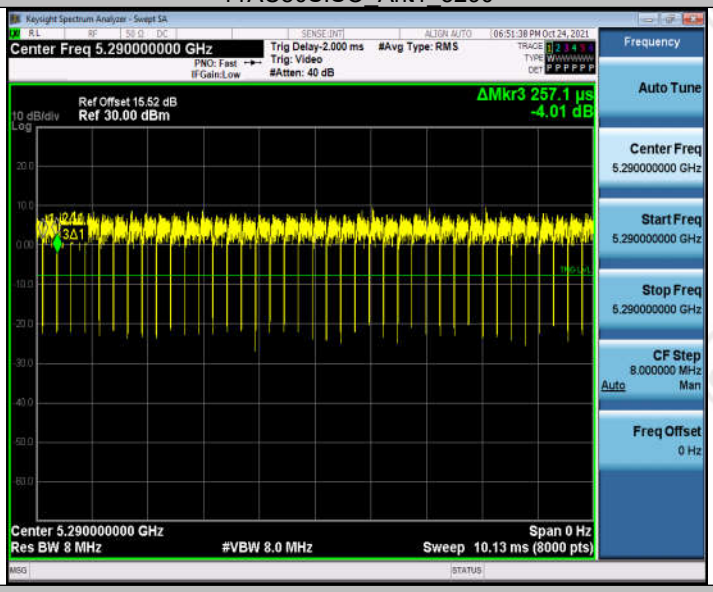

11AC80SISO_Ant1_5530

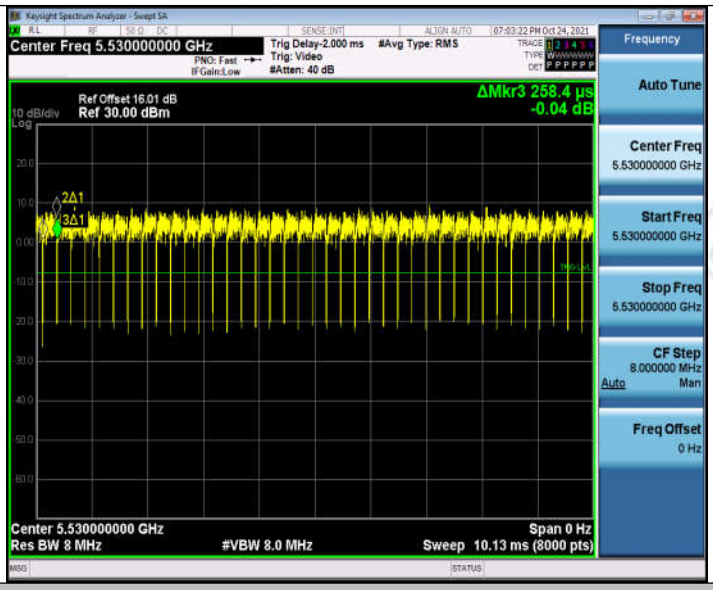

11AC80SISO_Ant1_5610

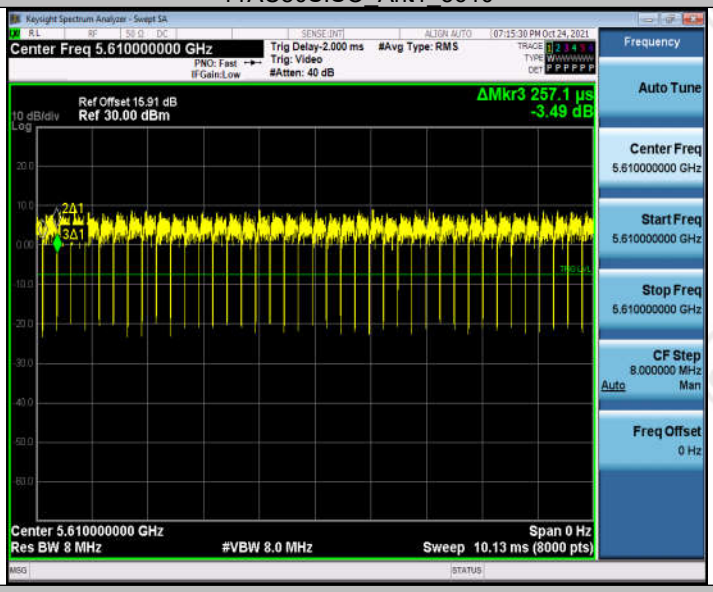

11AC80SISO_Ant1_5775

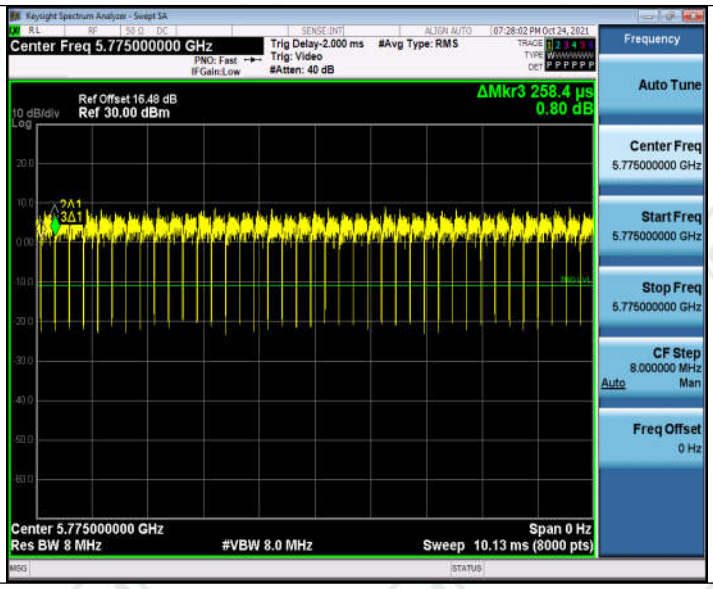
Keysight Spectrum Analyzer - Swept SA
Center Freq 5.775000000 GHz
Trig Delay-2.000 ms
#Avg Type: RMS
Trig: Video
#Atten: 40 dB
Frequency
Auto Tune
Ref Offset 16.48 dB
10 dB/div
Ref 30.00 dBm
ΔMkr3 258.4 µs
0.80 dB
Center Freq
5.775000000 GHz
Start Freq
5.775000000 GHz
Stop Freq
5.775000000 GHz
CF Step
8.000000 MHz
Auto
Man
Freq Offset
0 Hz
Center 5.775000000 GHz
Res BW 8 MHz
#VBW 8.0 MHz
Span 0 Hz
Sweep 10.13 ms (8000 pts)

Appendix A) :Emission Bandwidth

Test Result

TestMode	Antenna	Channel	26db EBW [MHz]	FL[MHz]	FH[MHz]	Verdict
11A	Ant1	5180	20.320	5169.800	5190.120	PASS
		5200	20.000	5190.000	5210.000	PASS
		5240	20.360	5229.760	5250.120	PASS
		5260	20.120	5249.760	5269.880	PASS
		5280	20.000	5269.920	5289.920	PASS
		5320	20.080	5309.920	5330.000	PASS
		5500	20.400	5489.880	5510.280	PASS
		5580	20.320	5569.720	5590.040	PASS
		5700	20.360	5689.840	5710.200	PASS
		5745	19.720	5735.320	5755.040	PASS
		5785	20.360	5774.640	5795.000	PASS
		5825	20.440	5814.840	5835.280	PASS
11N20SISO	Ant1	5180	20.640	5169.560	5190.200	PASS
		5200	20.800	5189.400	5210.200	PASS
		5240	20.840	5229.800	5250.640	PASS
		5260	20.720	5249.480	5270.200	PASS
		5280	20.920	5269.640	5290.560	PASS
		5320	20.320	5309.840	5330.160	PASS
		5500	20.480	5489.800	5510.280	PASS
		5580	20.680	5569.720	5590.400	PASS
		5700	21.120	5689.480	5710.600	PASS
		5745	20.240	5735.120	5755.360	PASS
		5785	20.560	5774.560	5795.120	PASS
		5825	21.080	5814.360	5835.440	PASS
11N40SISO	Ant1	5190	43.440	5168.720	5212.160	PASS
		5230	42.400	5208.640	5251.040	PASS
		5270	43.360	5248.560	5291.920	PASS
		5310	42.000	5288.880	5330.880	PASS
		5510	43.120	5488.400	5531.520	PASS
		5550	42.640	5529.120	5571.760	PASS
		5670	42.080	5648.720	5690.800	PASS

		5755	43.120	5733.320	5776.440	PASS
		5795	43.920	5772.760	5816.680	PASS
11AC20S ISO	Ant1	5180	20.440	5169.880	5190.320	PASS
		5200	20.360	5189.920	5210.280	PASS
		5240	20.640	5229.640	5250.280	PASS
		5260	20.560	5249.640	5270.200	PASS
		5280	20.720	5269.640	5290.360	PASS
		5320	20.680	5309.680	5330.360	PASS
		5500	20.560	5489.800	5510.360	PASS
		5580	20.440	5569.840	5590.280	PASS
		5700	20.960	5689.480	5710.440	PASS
		5745	20.520	5734.680	5755.200	PASS
		5785	20.880	5774.520	5795.400	PASS
		5825	20.880	5814.440	5835.320	PASS
11AC40S ISO	Ant1	5190	42.160	5168.960	5211.120	PASS
		5230	42.160	5208.320	5250.480	PASS
		5270	42.240	5248.480	5290.720	PASS
		5310	42.720	5288.240	5330.960	PASS
		5510	42.080	5488.880	5530.960	PASS
		5550	42.320	5528.480	5570.800	PASS
		5670	42.560	5647.920	5690.480	PASS
		5755	42.800	5733.000	5775.800	PASS
		5795	42.880	5773.000	5815.880	PASS
11AC80S ISO	Ant1	5210	83.840	5168.080	5251.920	PASS
		5290	83.360	5249.040	5332.400	PASS
		5530	82.880	5488.880	5571.760	PASS
		5610	83.680	5568.720	5652.400	PASS
		5775	82.880	5734.200	5817.080	PASS

Test Graphs

11A_Ant1_5180

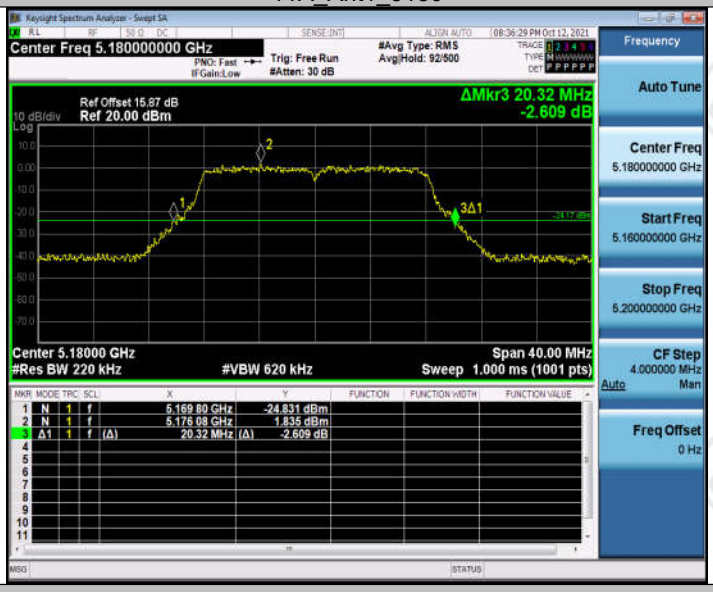

11A_Ant1_5200

11A_Ant1_5240

11A_Ant1_5260

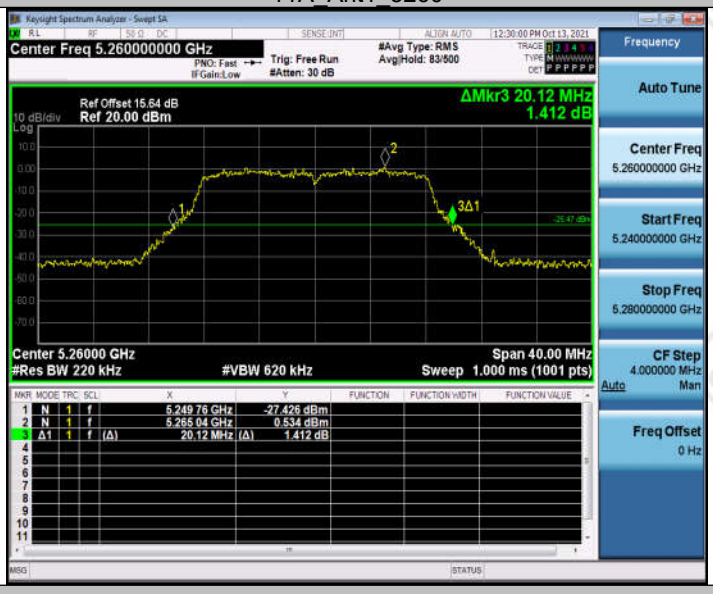

11A_Ant1_5280

11A_Ant1_5320

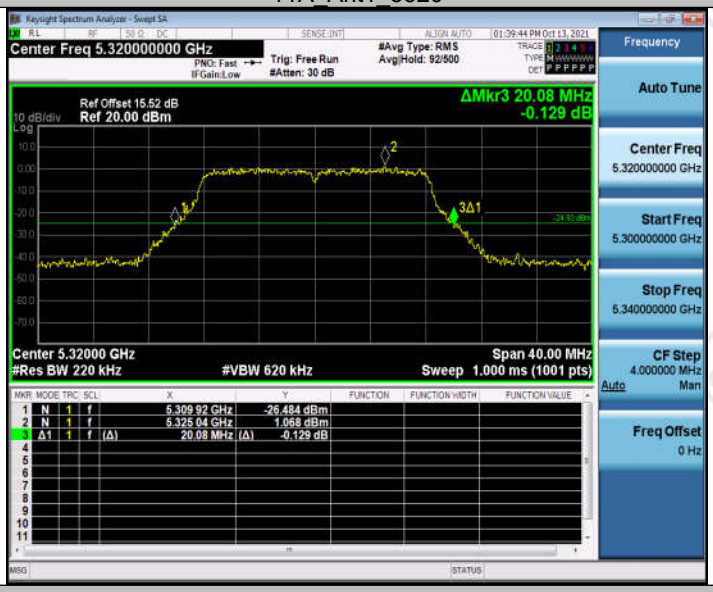

11A_Ant1_5500

11A_Ant1_5580

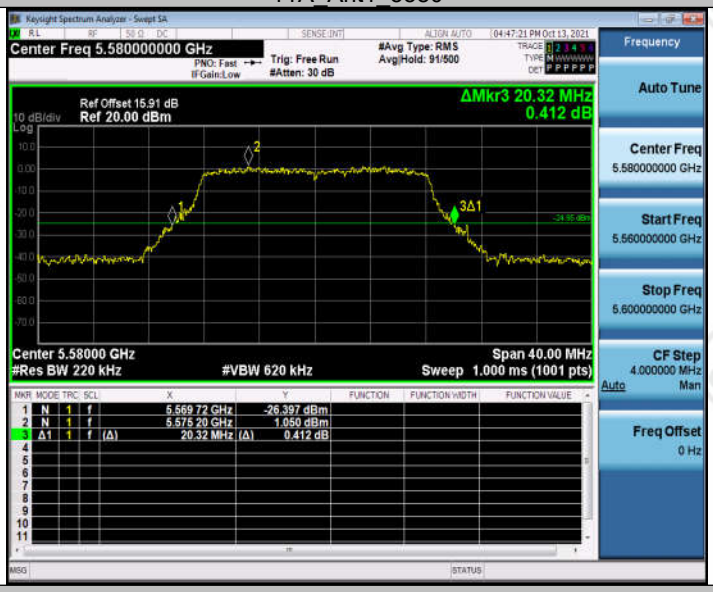

11A_Ant1_5700

11A_Ant1_5745

11A_Ant1_5785

11A_Ant1_5825

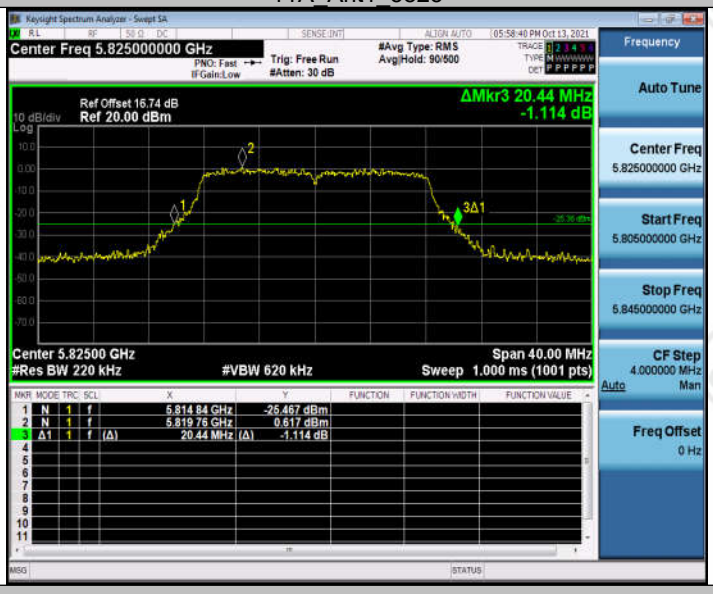

11N20SISO_Ant1_5180

11N20SISO_Ant1_5200

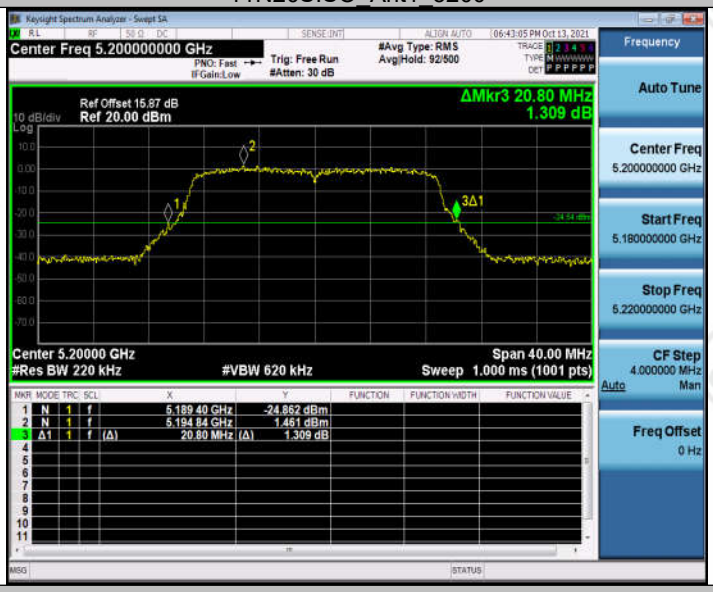

11N20SISO_Ant1_5240

11N20SISO_Ant1_5260

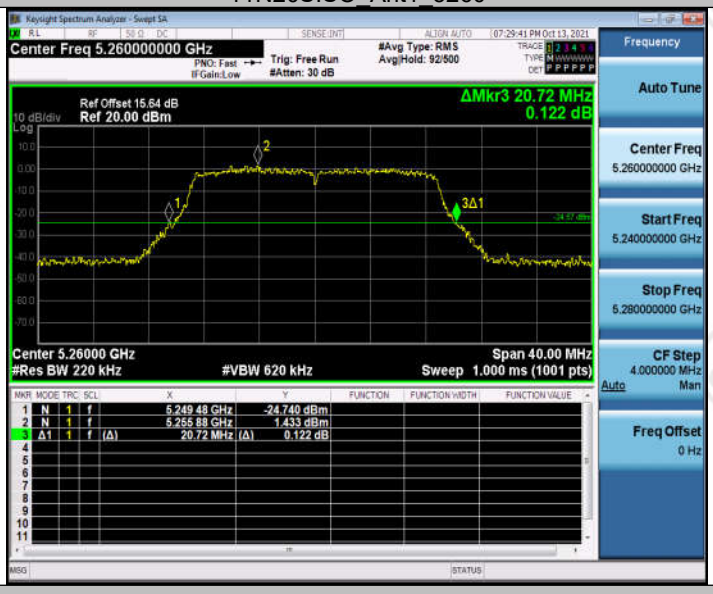

11N20SISO_Ant1_5280

11N20SISO_Ant1_5320

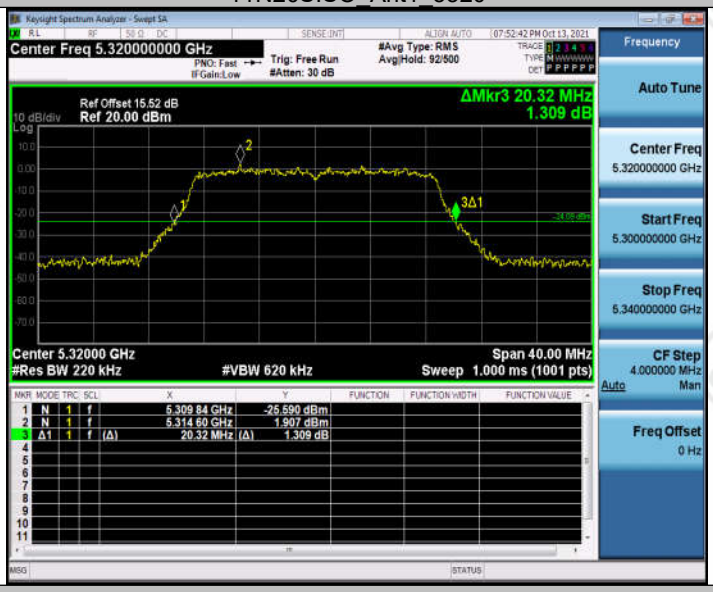

11N20SISO_Ant1_5500

11N20SISO_Ant1_5580

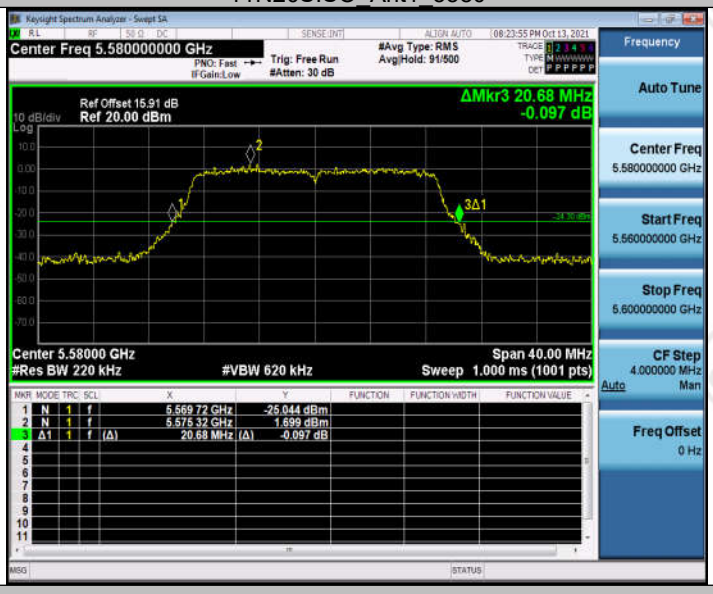

11N20SISO_Ant1_5700

11N20SISO_Ant1_5745

11N20SISO_Ant1_5785

11N20SISO_Ant1_5825

11N40SISO_Ant1_5190

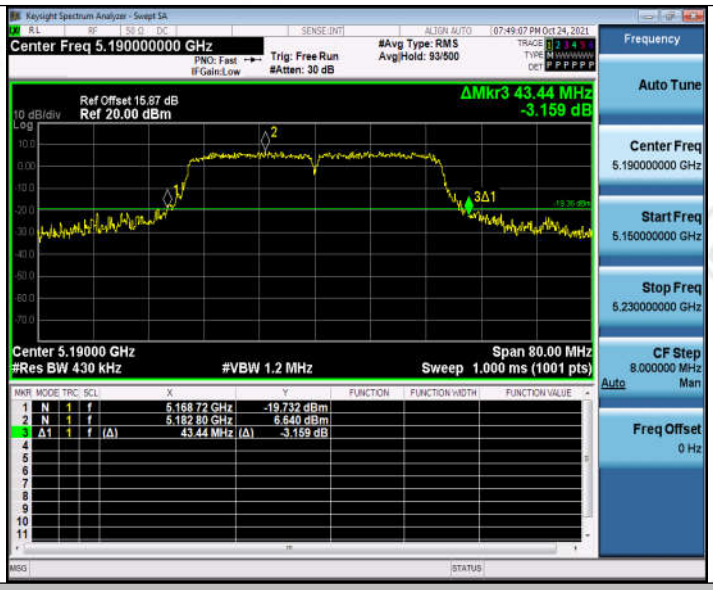

11N40SISO_Ant1_5230

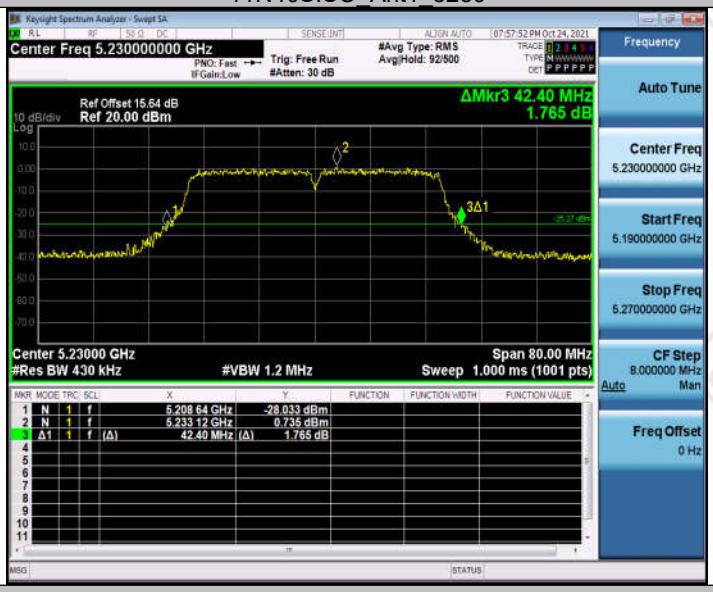

11N40SISO_Ant1_5270

11N40SISO_Ant1_5310

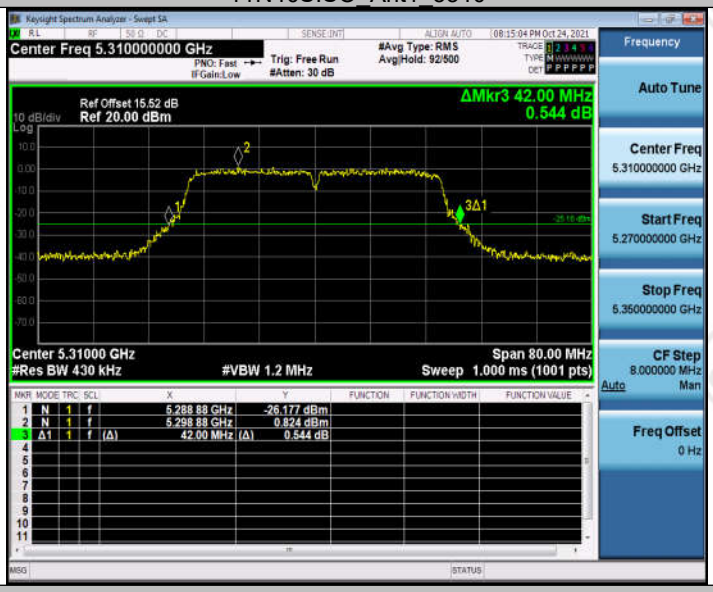

11N40SISO_Ant1_5510

11N40SISO_Ant1_5550

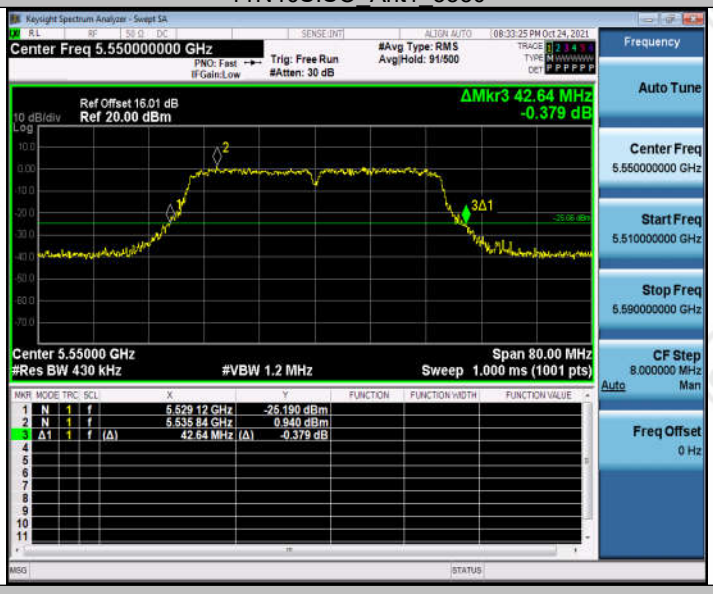

11N40SISO_Ant1_5670

11N40SISO_Ant1_5755

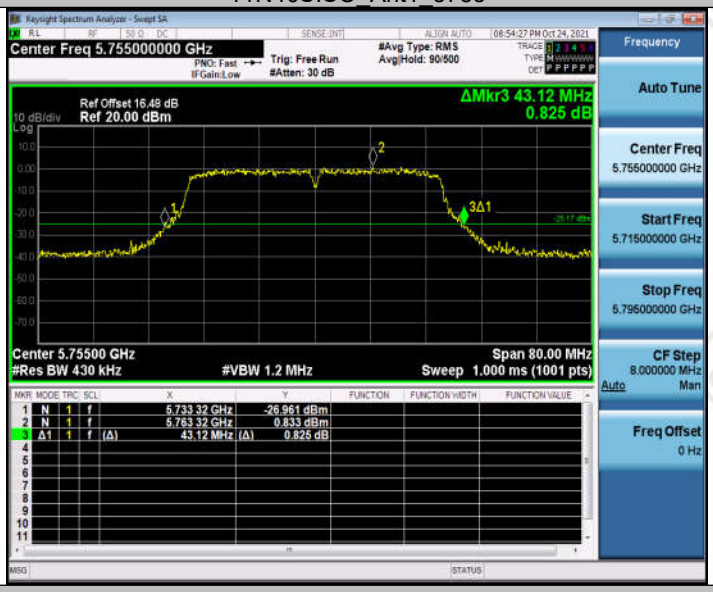

11N40SISO_Ant1_5795

11AC20SISO_Ant1_5180

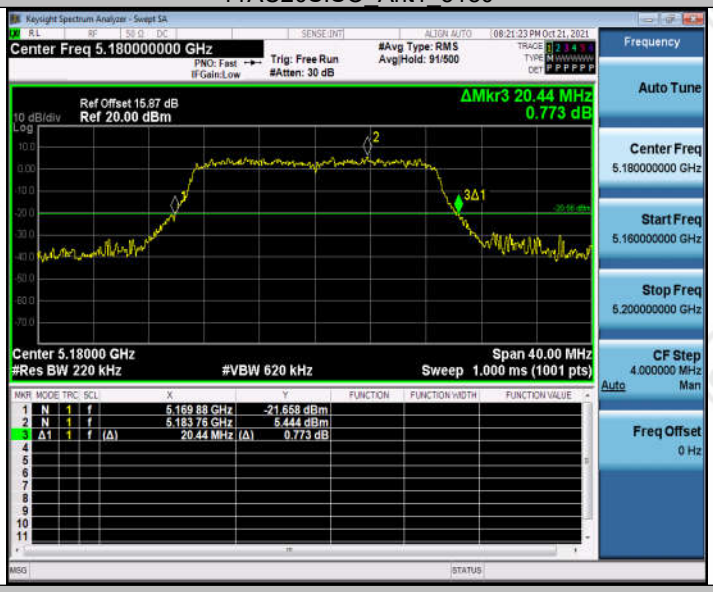

11AC20SISO_Ant1_5200

11AC20SISO_Ant1_5240

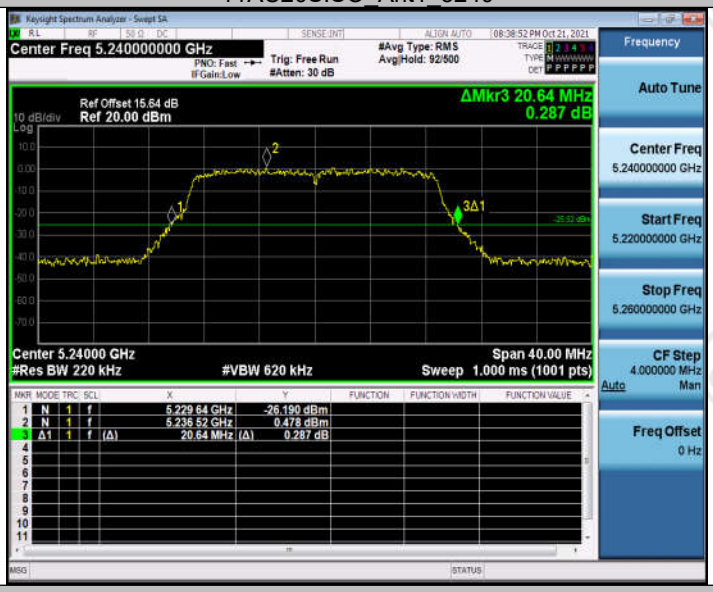

11AC20SISO_Ant1_5260

11AC20SISO_Ant1_5280

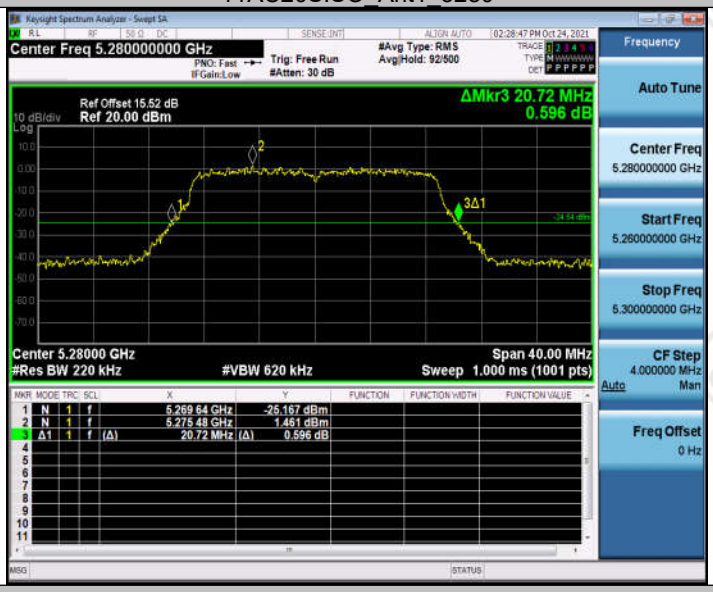

11AC20SISO_Ant1_5320

11AC20SISO_Ant1_5500

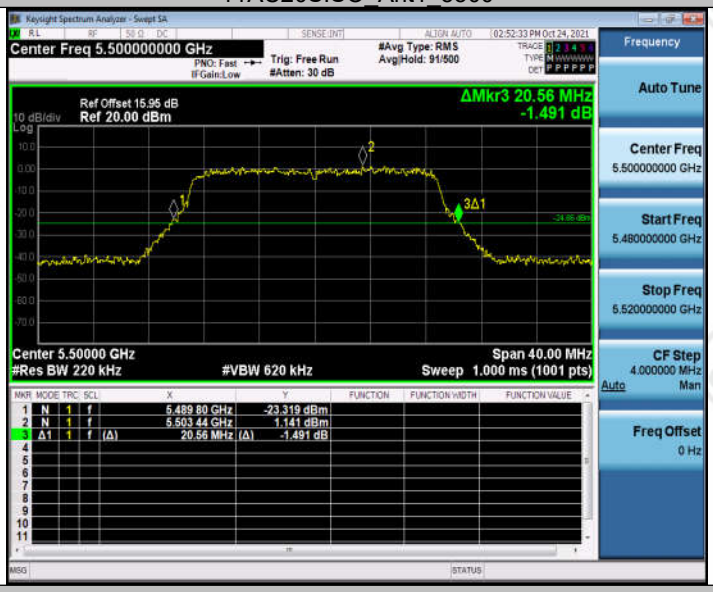

11AC20SISO_Ant1_5580

11AC20SISO_Ant1_5700

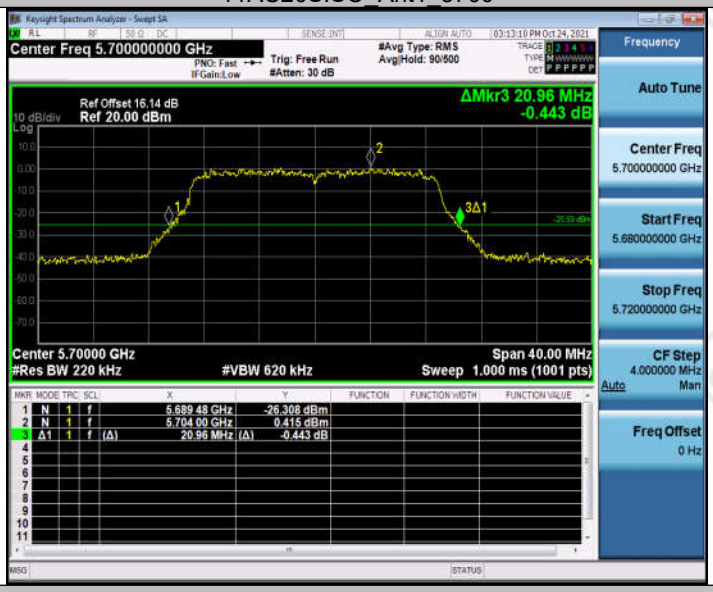

11AC20SISO_Ant1_5745

11AC20SISO_Ant1_5785

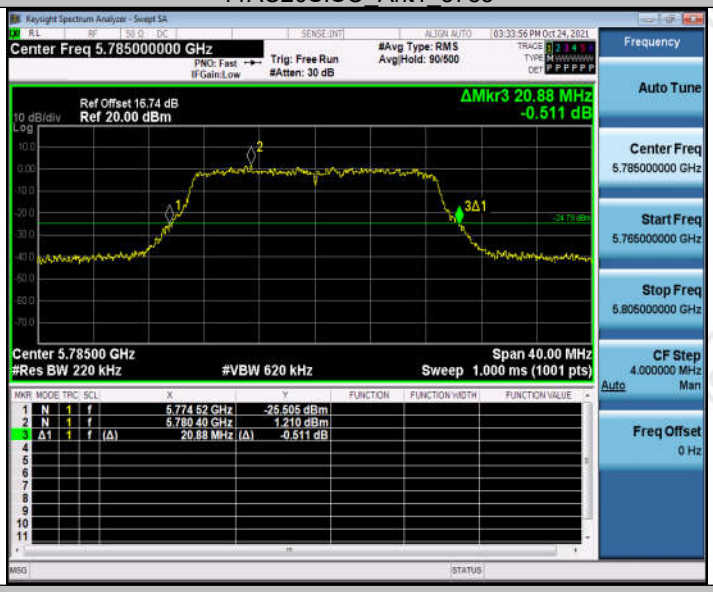

11AC20SISO_Ant1_5825