11N40SISO	Ant1	5795	-48.077	-46.933	PASS
11N40SISO	Ant2	5795	-48.528	-47.353	PASS

Test Mode	Antenna	Channel	Max.Level [dBm]	Verdict
11AC80SISO	Ant1	5210	-33.301	PASS
11AC80SISO	Ant2	5210	-37.669	PASS
11AC80SISO	Ant1	5290	-35.704	PASS
11AC80SISO	Ant2	5290	-34.791	PASS
11AC80SISO	Ant1	5530	-37.158	PASS
11AC80SISO	Ant2	5530	-44.078	PASS

Test Mode	Antenna	Channel	Max.Level [dBm]		Verdict
			Below 5715	5715-5725	
11AC80SISO	Ant1	5775	-37.06	-38.857	PASS
11AC80SISO	Ant2	5775	-35.469	-36.361	PASS

Test Graph

11A-Ant1-5180

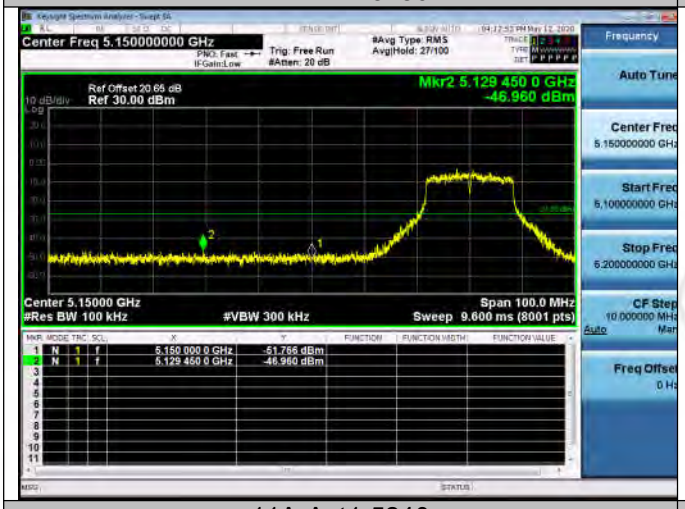

11A-Ant2-5180

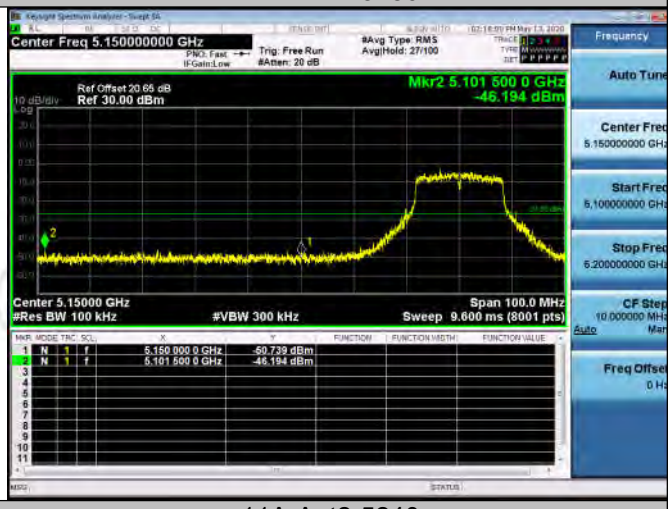

11A-Ant1-5240

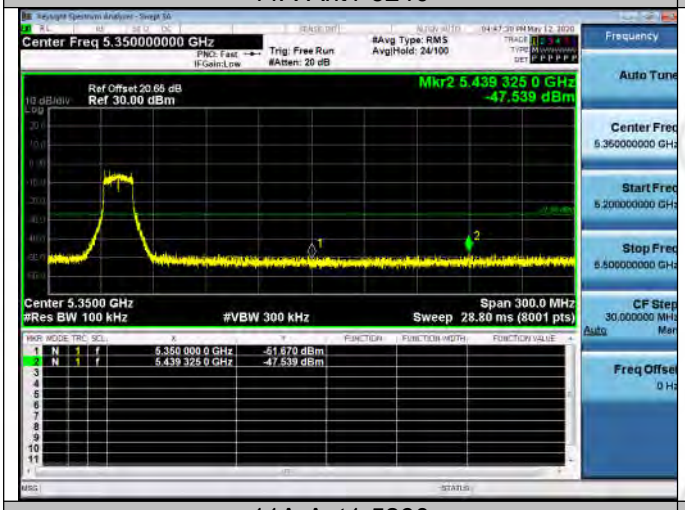

11A-Ant2-5240

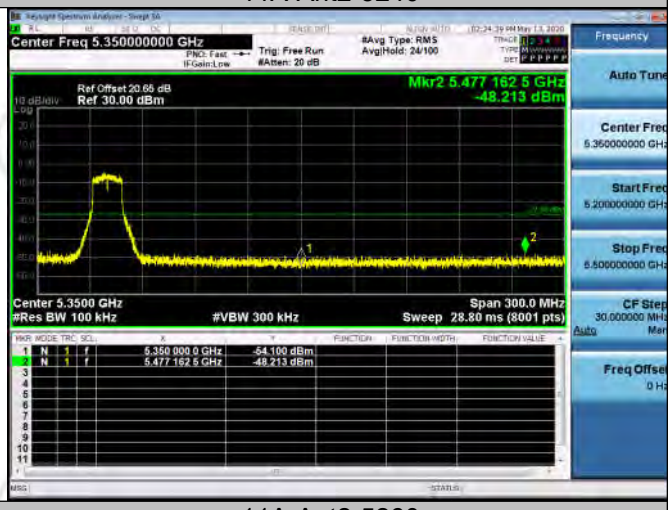

11A-Ant1-5260

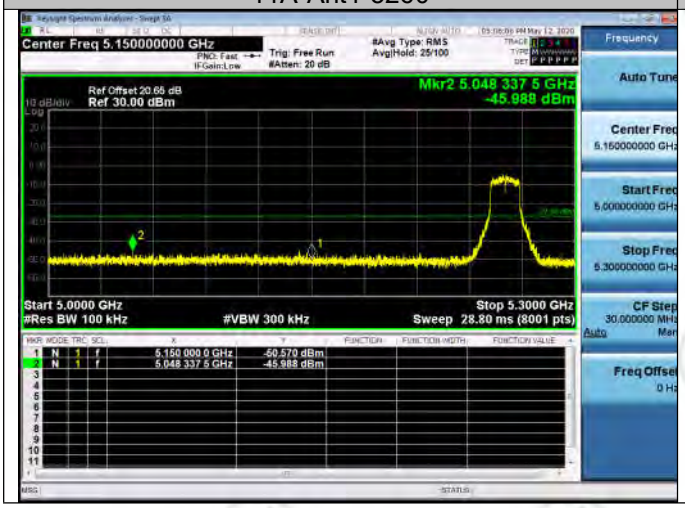

11A-Ant2-5260

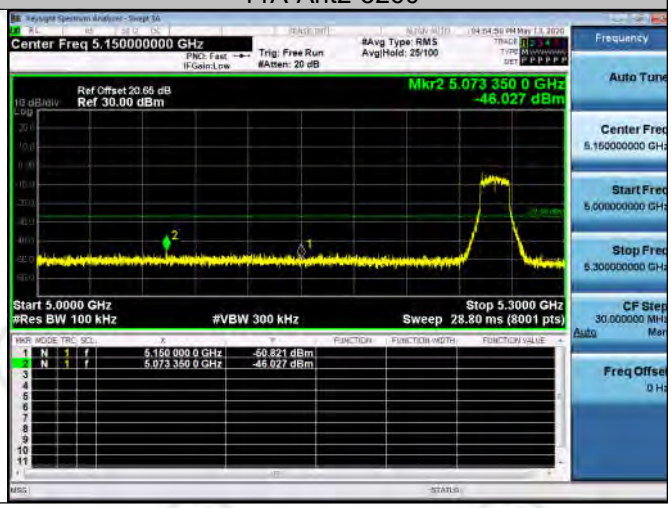

11A-Ant1-5320

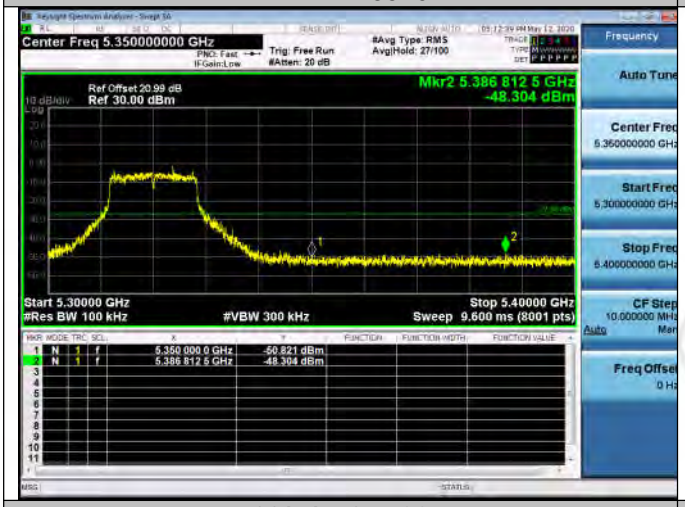

11A-Ant2-5320

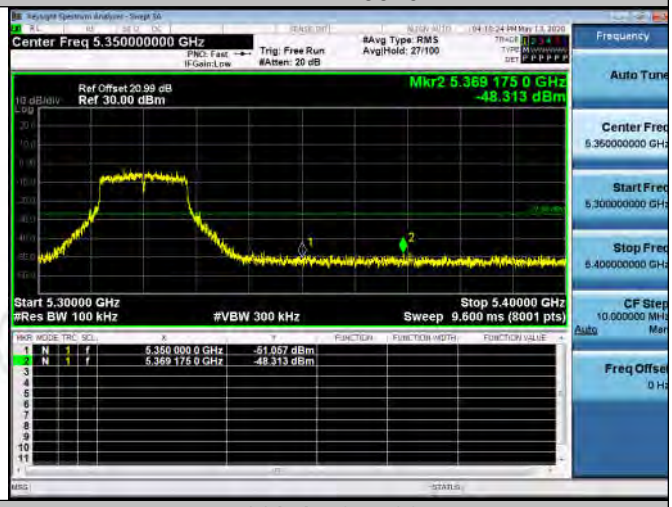

11A-Ant1-5500

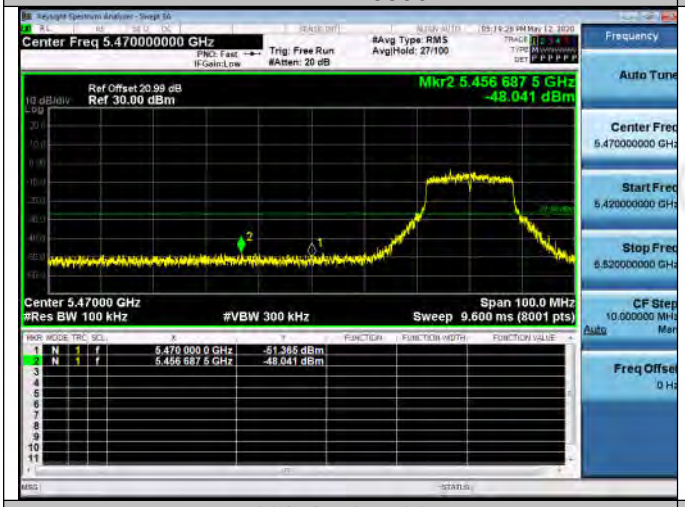

11A-Ant2-5500

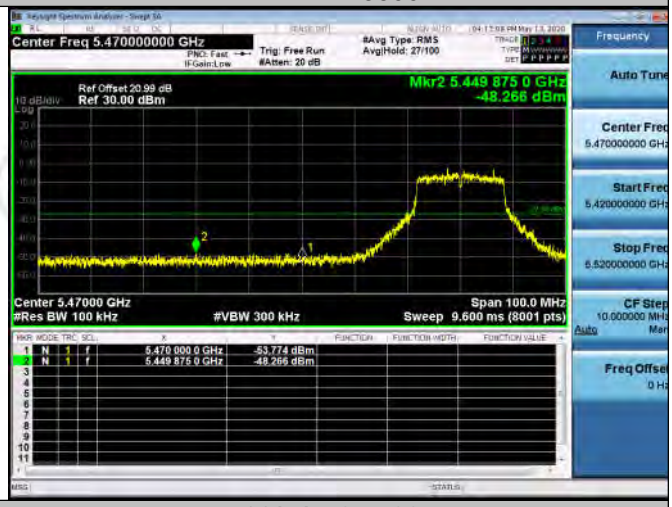

11A-Ant1-5700

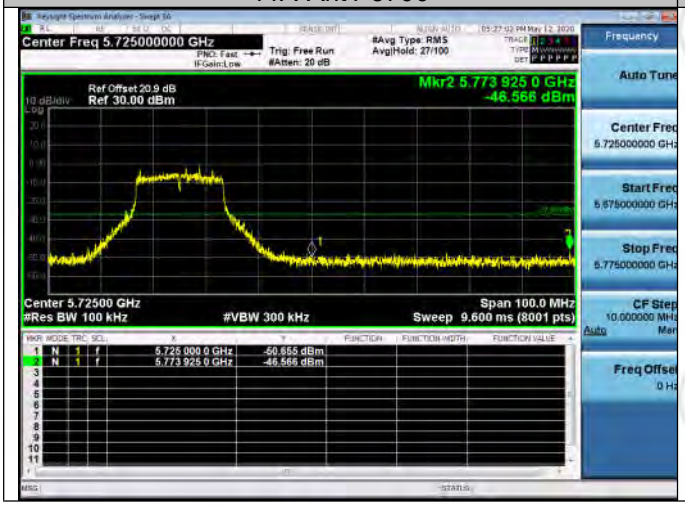

11A-Ant2-5700

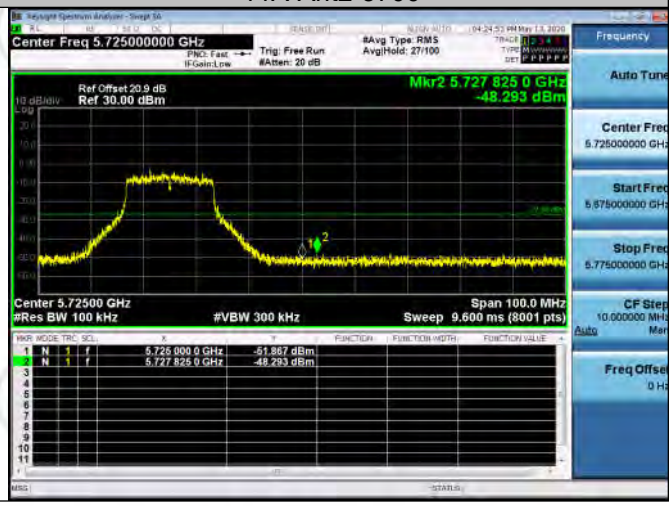

11A-Ant1-5745

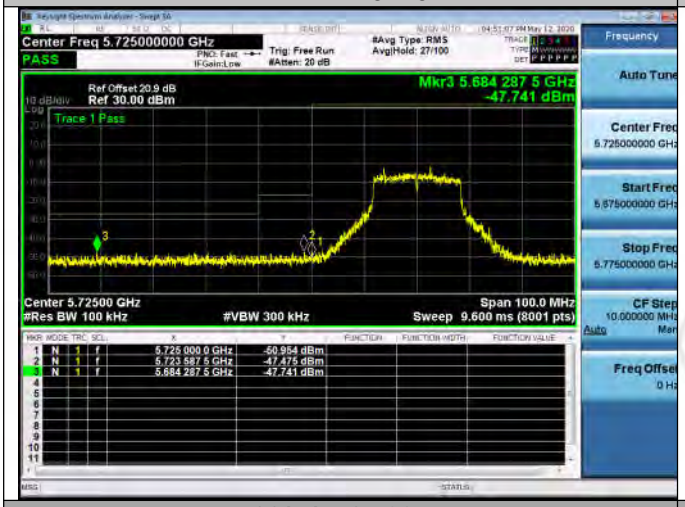

11A-Ant2-5745

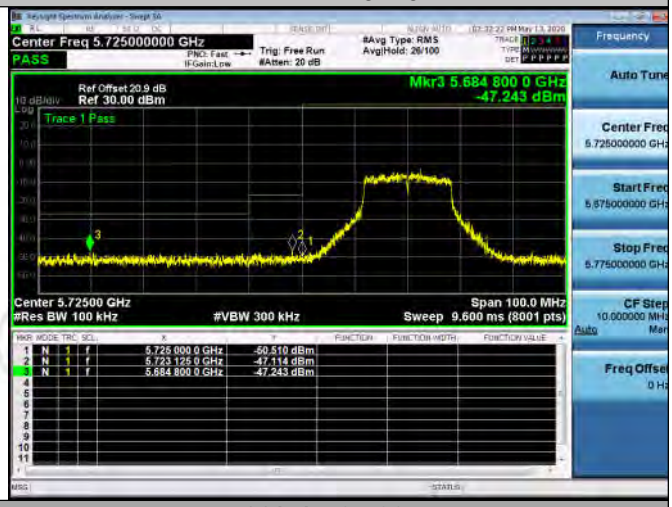

11A-Ant1-5825

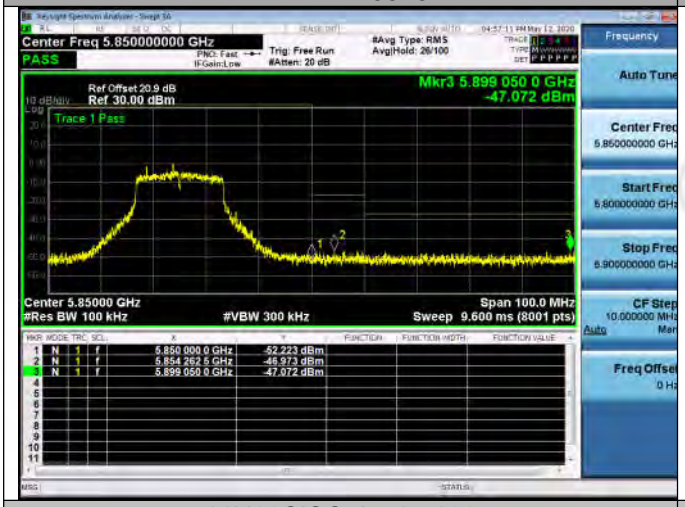

11A-Ant2-5825

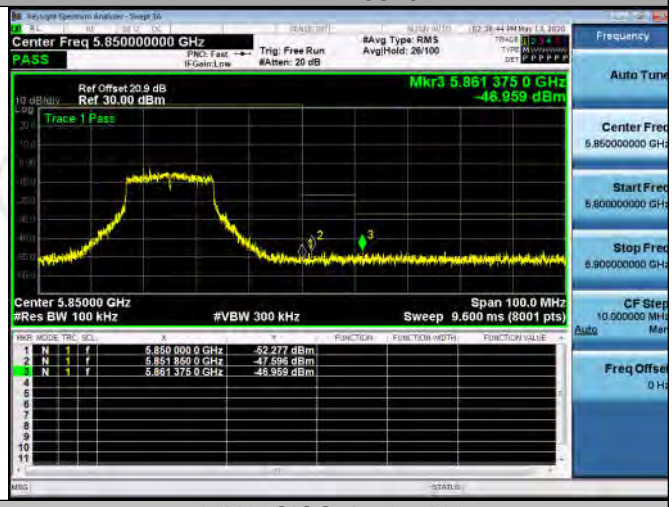

11N20SISO-Ant1-5180

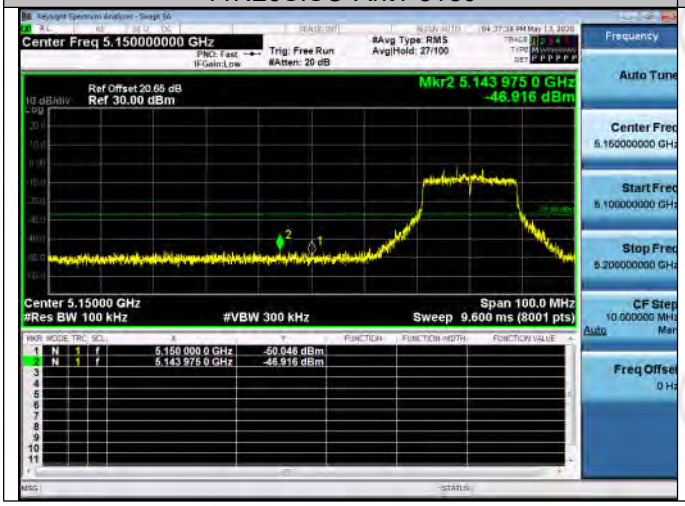

11N20SISO-Ant2-5180

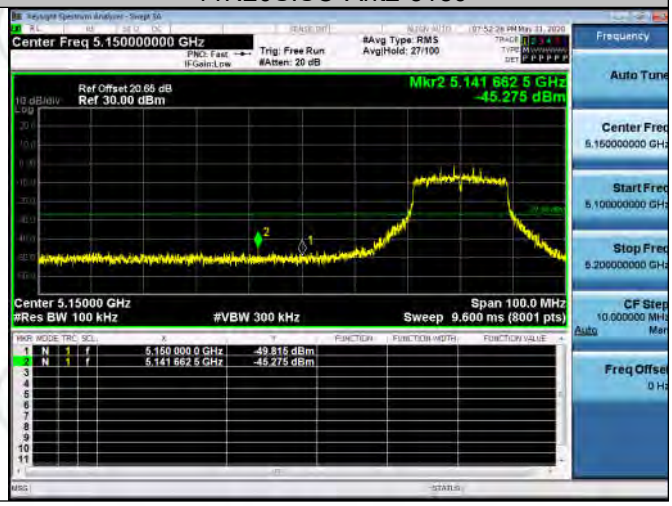

11N20SISO-Ant1-5240

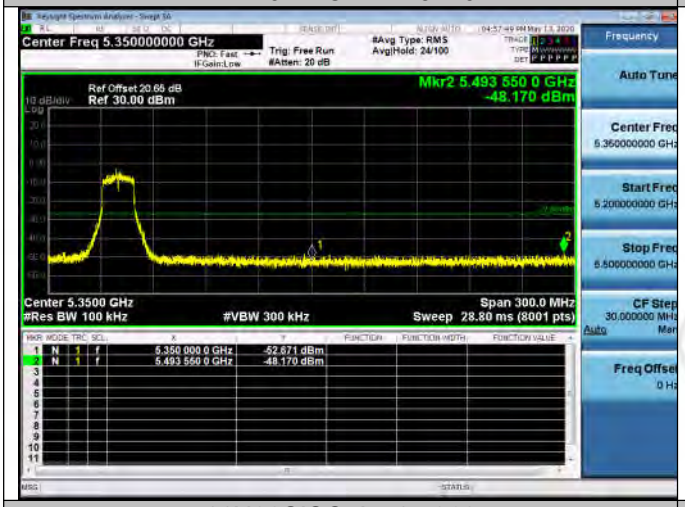

11N20SISO-Ant2-5240

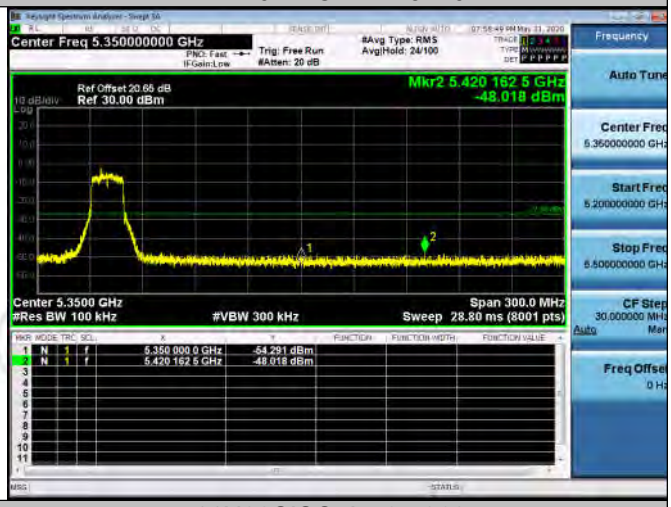

11N20SISO-Ant1-5260

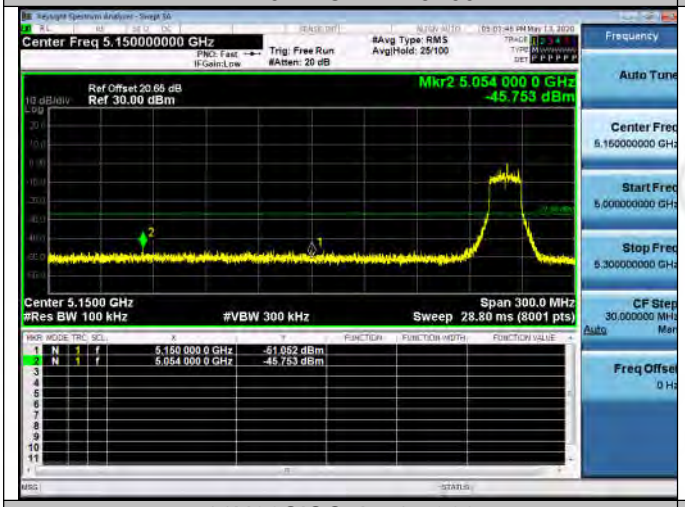

11N20SISO-Ant2-5260

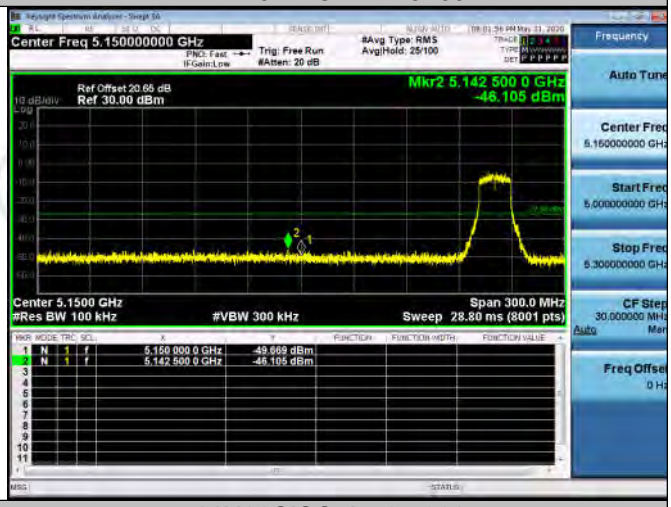

11N20SISO-Ant1-5320

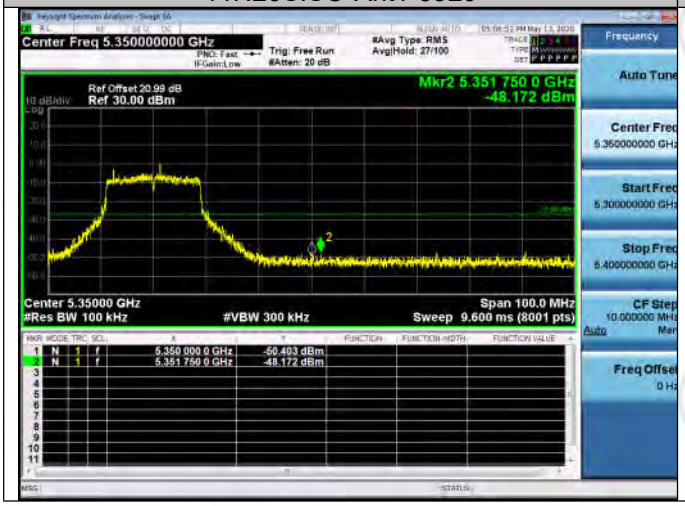

11N20SISO-Ant2-5320

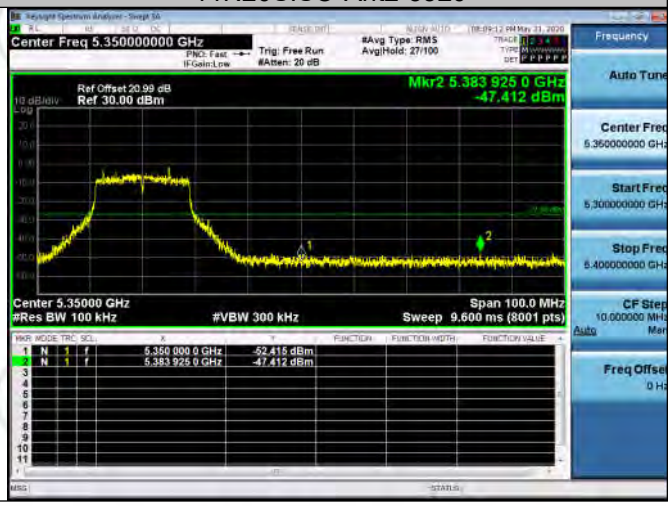

11N20SISO-Ant1-5500

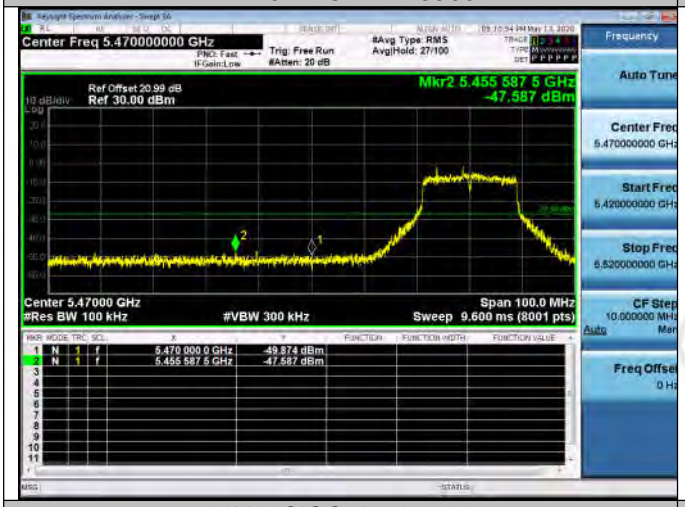

11N20SISO-Ant2-5500

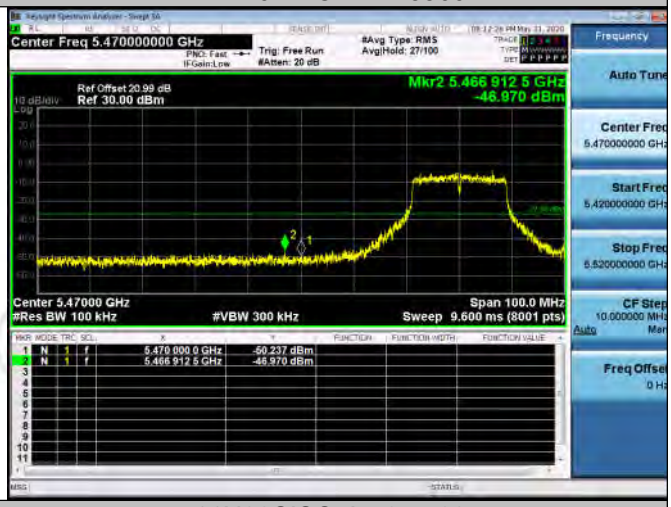

11N20SISO-Ant1-5700

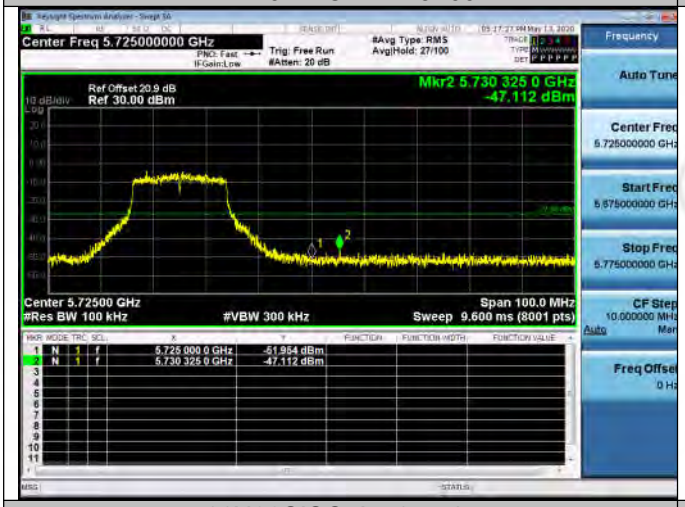

11N20SISO-Ant2-5700

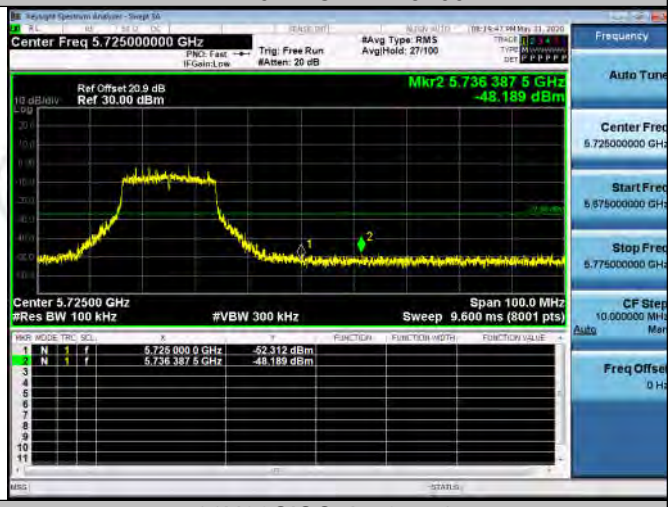

11N20SISO-Ant1-5745

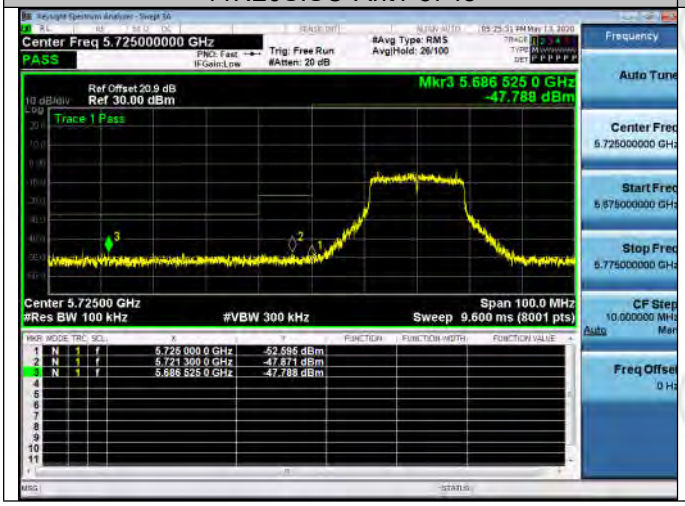

11N20SISO-Ant2-5745

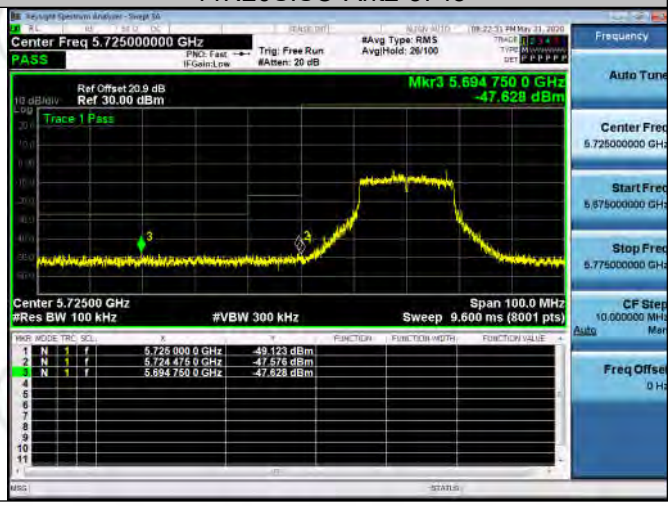

11N20SISO-Ant1-5825

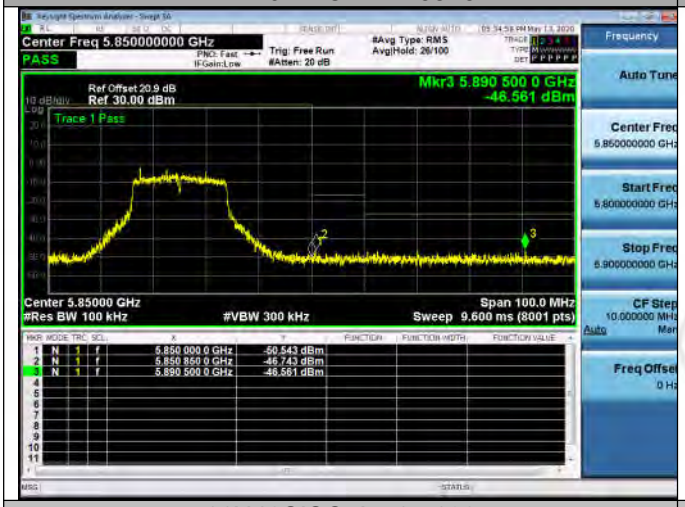

11N20SISO-Ant2-5825

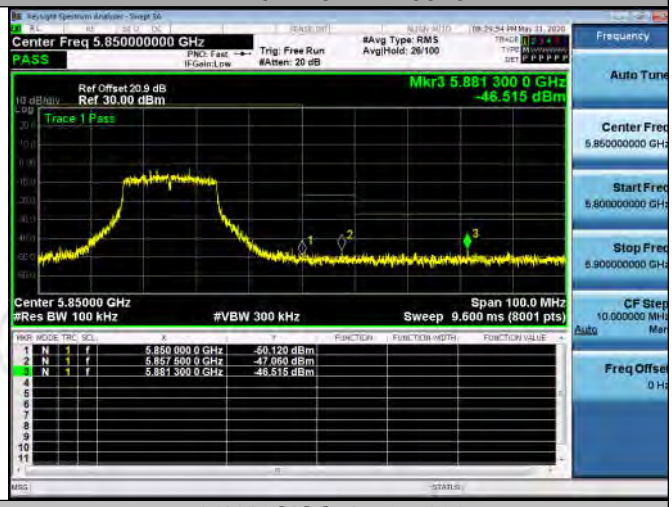

11N40SISO-Ant1-5190

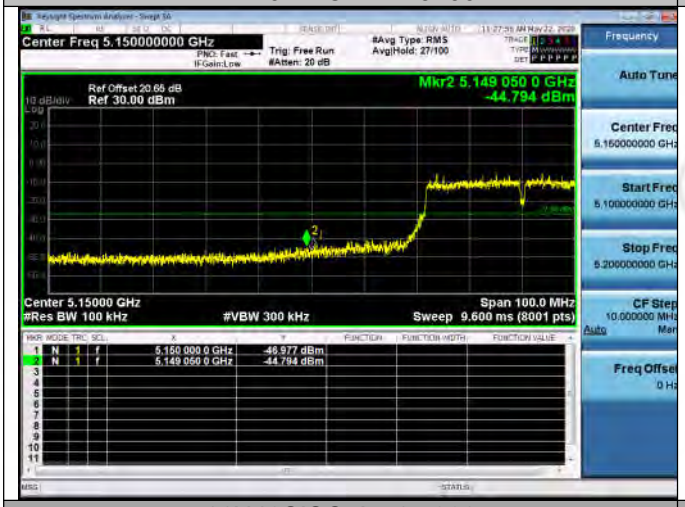

11N40SISO-Ant2-5190

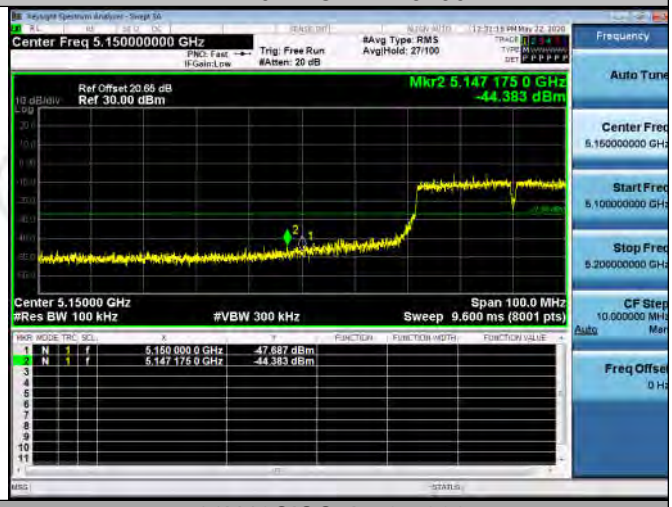

11N40SISO-Ant1-5230

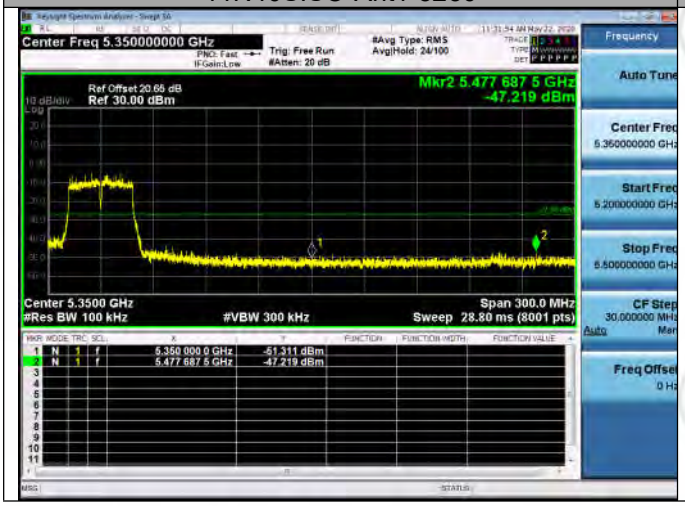

11N40SISO-Ant2-5230

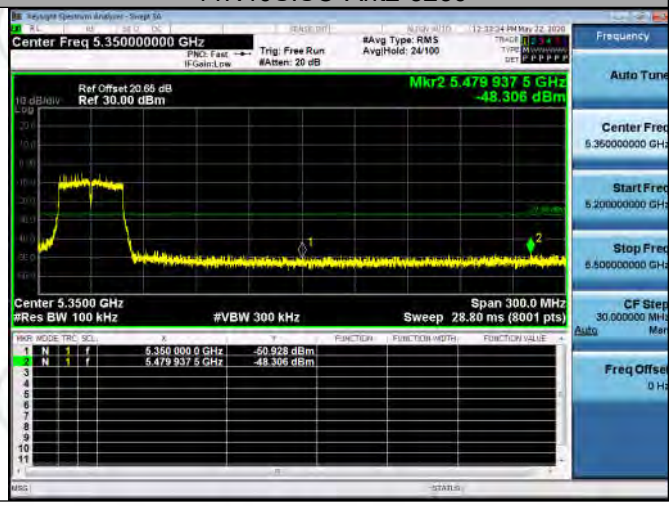

11N40SISO-Ant1-5270

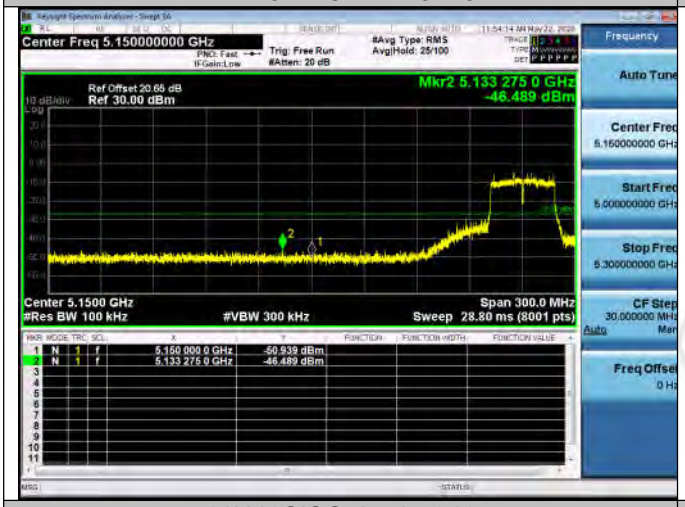

11N40SISO-Ant2-5270

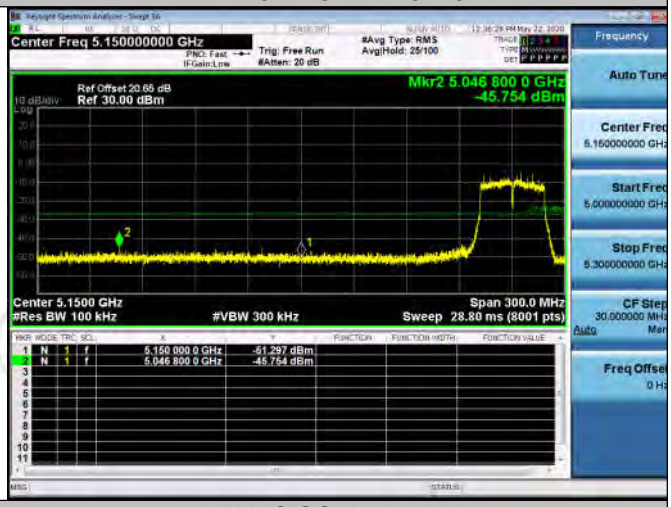

11N40SISO-Ant1-5310

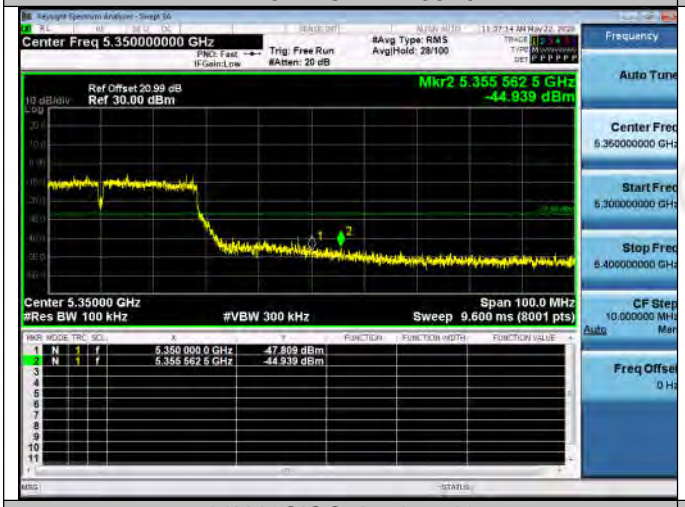

11N40SISO-Ant2-5310

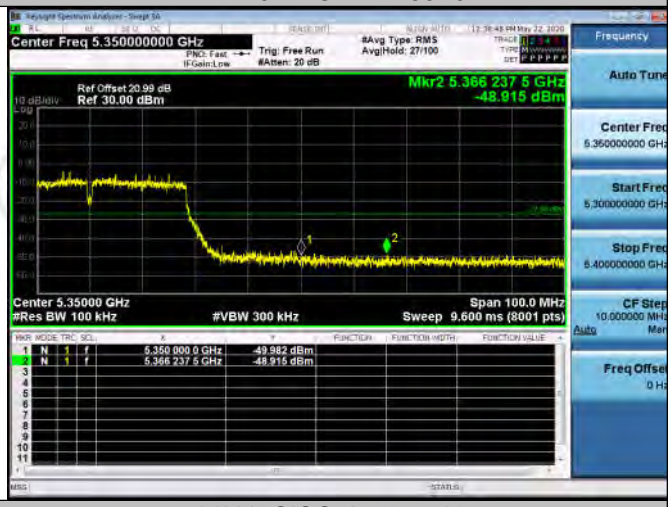

11N40SISO-Ant1-5510

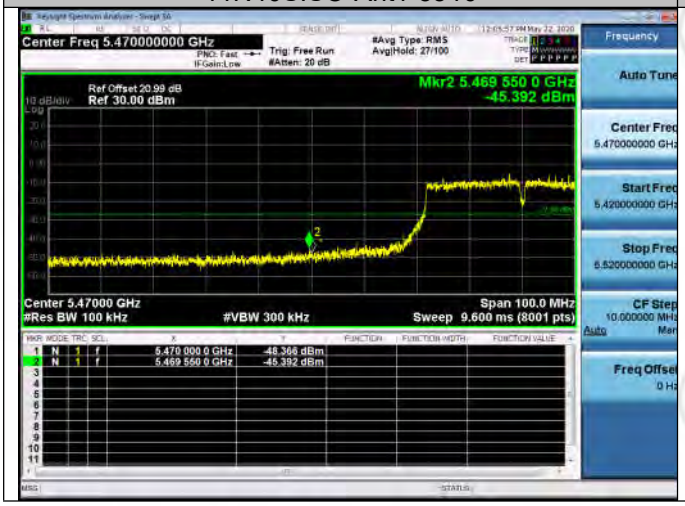

11N40SISO-Ant2-5510

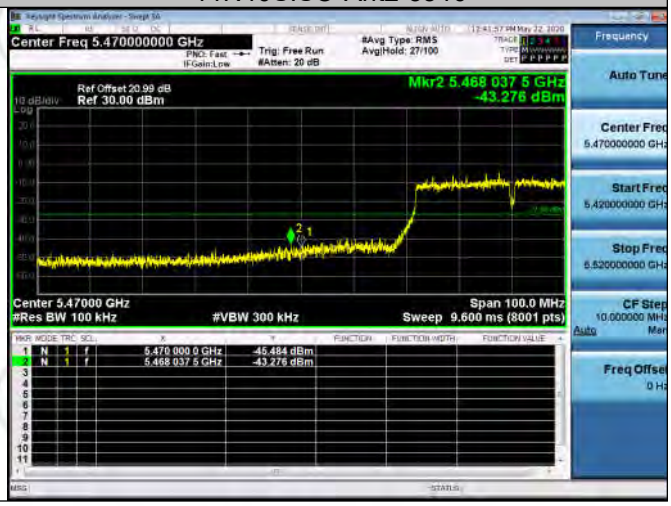

11N40SISO-Ant1-5670

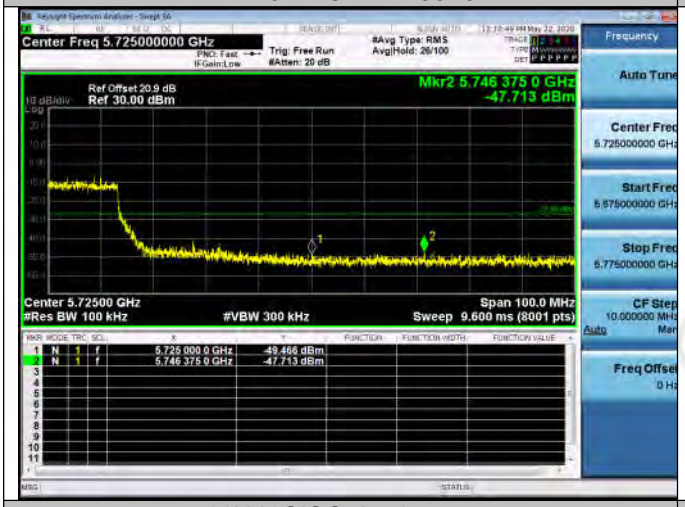

11N40SISO-Ant2-5670

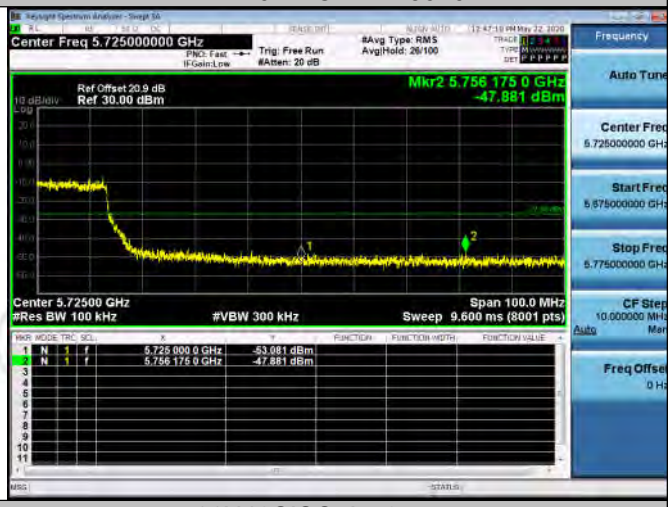

11N40SISO-Ant1-5755

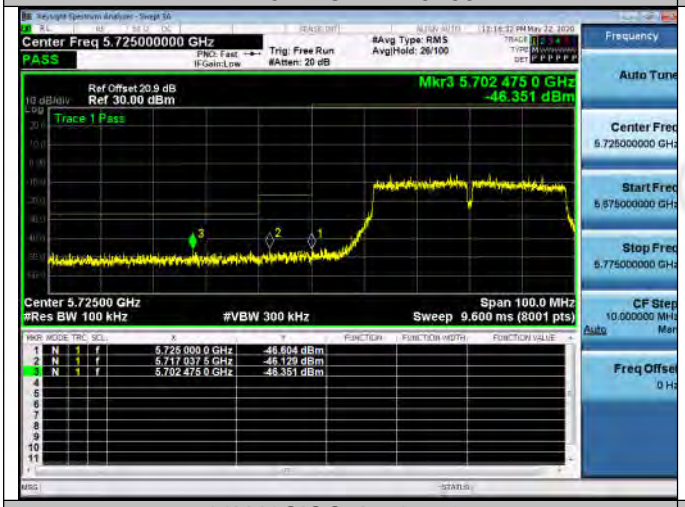

11N40SISO-Ant2-5755

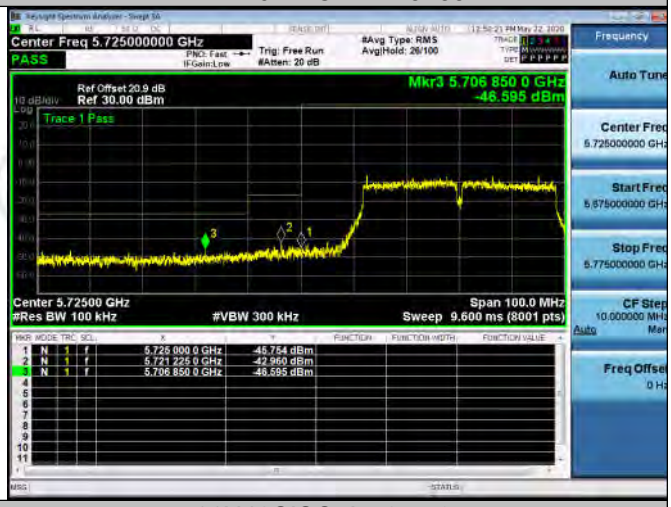

11N40SISO-Ant1-5795

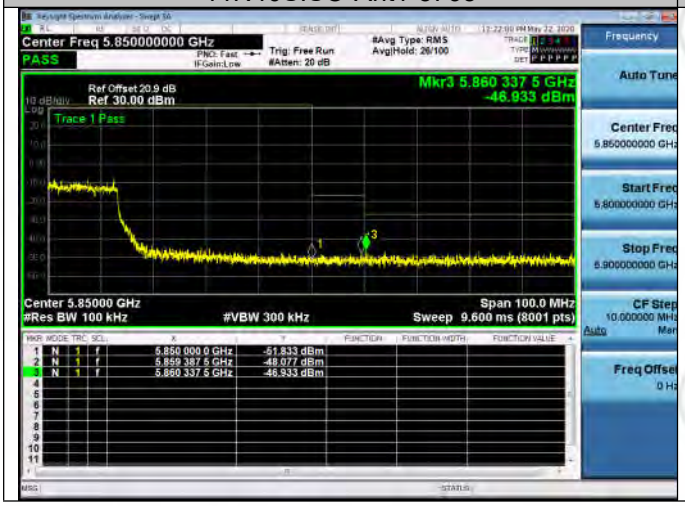

11N40SISO-Ant2-5795

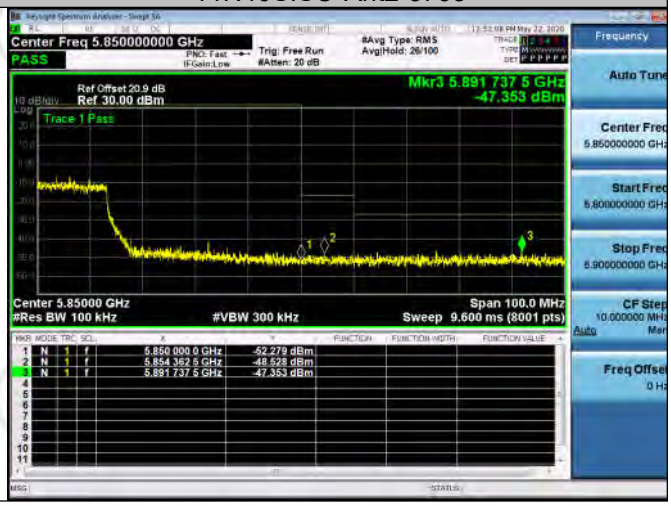

11AC80SISO-Ant1-5210

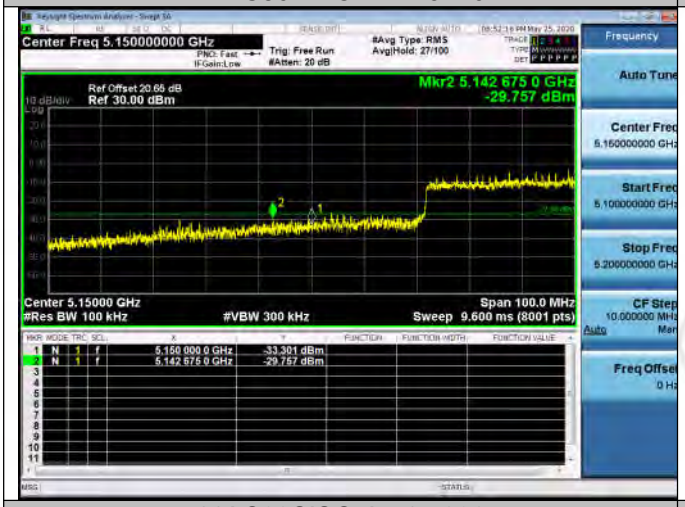

11AC80SISO-Ant2-5210

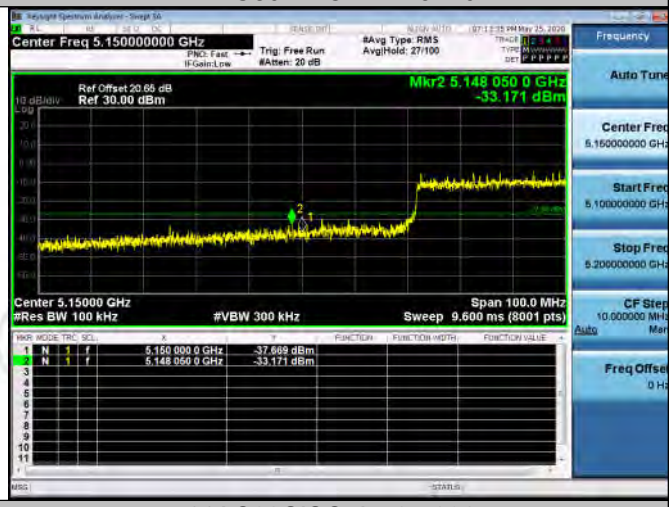

11AC80SISO-Ant1-5290

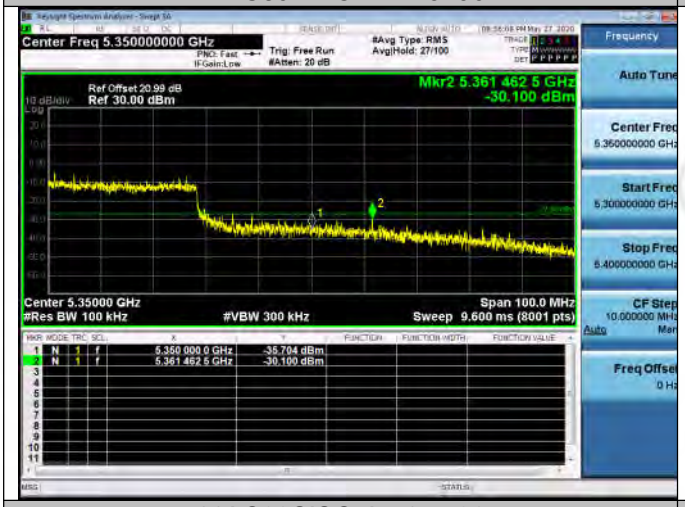

11AC80SISO-Ant2-5290

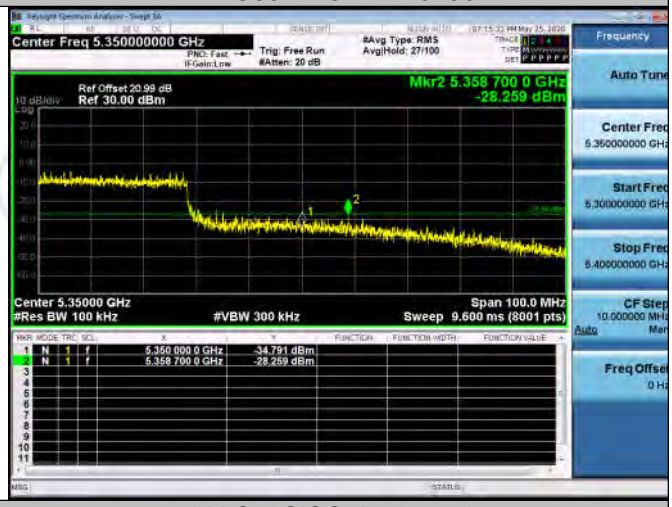

11AC80SISO-Ant1-5530

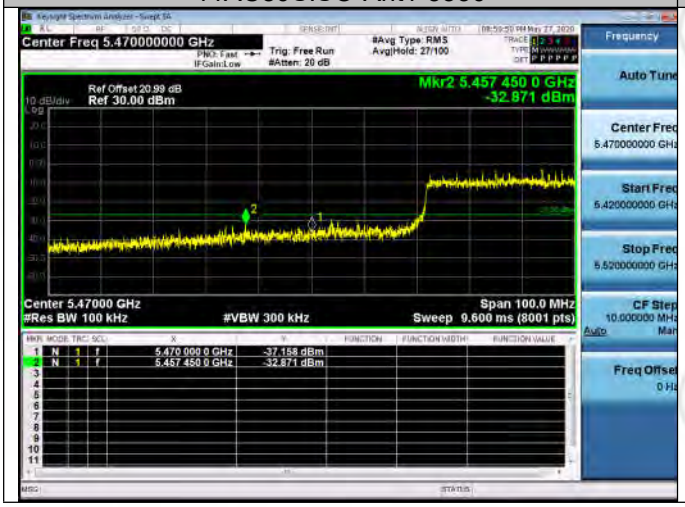

11AC80SISO-Ant2-5530

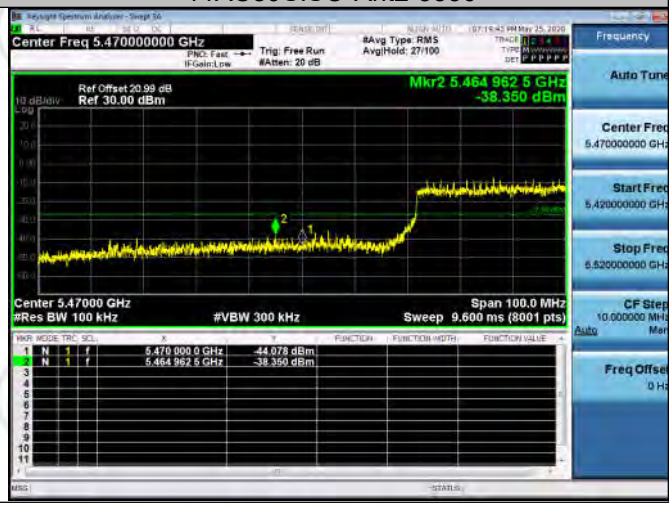

11AC80SISO-Ant1-5775	11AC80SISO-Ant2-5775
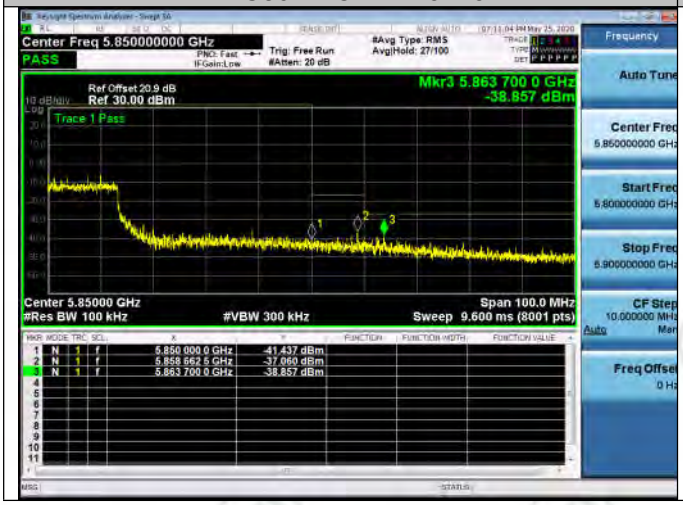	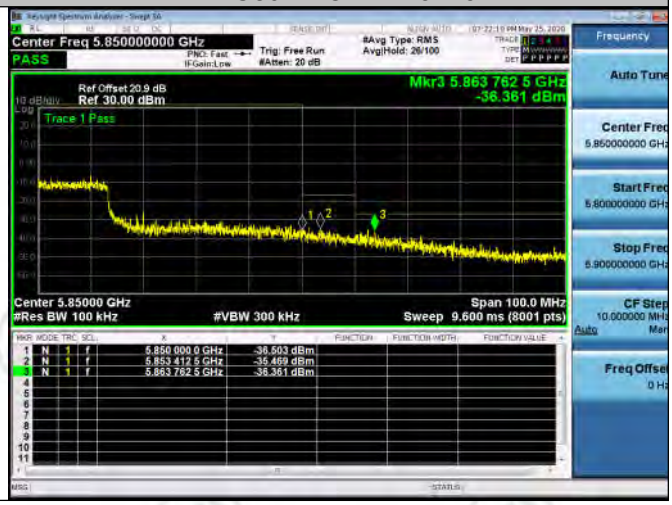

Appendix F): Frequency Stability

Frequency Error vs. Voltage:

Test Mode	Antenna	Channel	Temp.	Volt.	Freq.Error(MHz)	Freq.vs.rated(ppm)	Verdict
11A	Ant1	5180	TN	VL	5179.94	-11.583012	PASS
			TN	VN	5180.045	8.687259	PASS
			TN	VH	5179.91	-17.374517	PASS
11A	Ant1	5200	TN	VL	5199.91	-17.307692	PASS
			TN	VN	5200	0	PASS
			TN	VH	5200	0	PASS
11A	Ant1	5240	TN	VL	5240	0	PASS
			TN	VN	5239.985	-2.862595	PASS
			TN	VH	5239.955	-8.587786	PASS
11A	Ant1	5260	TN	VL	5259.985	-2.851711	PASS
			TN	VN	5259.955	-8.555133	PASS
			TN	VH	5259.925	-14.258555	PASS
11A	Ant1	5280	TN	VL	5279.985	-2.840909	PASS
			TN	VN	5279.955	-8.522727	PASS
			TN	VH	5279.985	-2.840909	PASS
11A	Ant1	5320	TN	VL	5320.015	2.819549	PASS
			TN	VN	5319.955	-8.458647	PASS
			TN	VH	5319.97	-5.639098	PASS
11A	Ant1	5500	TN	VL	5499.94	-10.909091	PASS
			TN	VN	5499.91	-16.363636	PASS
			TN	VH	5500.015	2.727273	PASS
11A	Ant1	5580	TN	VL	5579.955	-8.064516	PASS
			TN	VN	5579.97	-5.376344	PASS
			TN	VH	5579.94	-10.752688	PASS
11A	Ant1	5700	TN	VL	5699.985	-2.631579	PASS
			TN	VN	5700.075	13.157895	PASS
			TN	VH	5700	0	PASS
11A	Ant1	5745	TN	VL	5744.97	-5.221932	PASS
			TN	VN	5744.925	-13.05483	PASS

			TN	VH	5744.895	-18.276762	PASS

11A	Ant1	5785	TN	VL	5784.895	-18.150389	PASS
			TN	VN	5784.895	-18.150389	PASS
			TN	VH	5784.955	-7.778738	PASS
11A	Ant1	5825	TN	VL	5824.925	-12.875536	PASS
			TN	VN	5824.97	-5.150215	PASS
			TN	VH	5825.015	2.575107	PASS

Test Mode	Antenna	Channel	Temp.	Volt.	Freq.Error(MHz)	Freq.vs.rated(ppm)	Verdict
11N20	Ant1	5180	TN	VL	5179.91	-17.374517	PASS
			TN	VN	5180.045	8.687259	PASS
			TN	VH	5180.045	8.687259	PASS
11N20	Ant1	5200	TN	VL	5199.94	-11.538462	PASS
			TN	VN	5199.97	-5.769231	PASS
			TN	VH	5200	0	PASS
11N20	Ant1	5240	TN	VL	5239.94	-11.450382	PASS
			TN	VN	5240.075	14.312977	PASS
			TN	VH	5239.985	-2.862595	PASS
11N20	Ant1	5260	TN	VL	5259.955	-8.555133	PASS
			TN	VN	5259.955	-8.555133	PASS
			TN	VH	5259.955	-8.555133	PASS
11N20	Ant1	5280	TN	VL	5280.045	8.522727	PASS
			TN	VN	5280.015	2.840909	PASS
			TN	VH	5280	0	PASS
11N20	Ant1	5320	TN	VL	5319.985	-2.819549	PASS
			TN	VN	5319.925	-14.097744	PASS
			TN	VH	5320.105	19.736842	PASS
11N20	Ant1	5500	TN	VL	5499.97	-5.454545	PASS
			TN	VN	5499.985	-2.727273	PASS
			TN	VH	5499.925	-13.636364	PASS
11N20	Ant1	5580	TN	VL	5579.925	-13.44086	PASS
			TN	VN	5579.985	-2.688172	PASS
			TN	VH	5579.985	-2.688172	PASS
11N20	Ant1	5700	TN	VL	5700.045	7.894737	PASS
			TN	VN	5699.97	-5.263158	PASS
			TN	VH	5699.97	-5.263158	PASS
11N20	Ant1	5745	TN	VL	5744.94	-10.443864	PASS
			TN	VN	5744.925	-10.443864	PASS
			TN	VH	5744.895	0	PASS

11N20	Ant1	5785	TN	VL	5784.955	-7.778738	PASS
			TN	VN	5784.955	-7.778738	PASS
			TN	VH	5784.925	-12.964564	PASS
11N20	Ant1	5825	TN	VL	5824.955	-7.725322	PASS
			TN	VN	5824.895	-18.025751	PASS
			TN	VH	5824.91	-15.450644	PASS

Test Mode	Antenna	Channel	Temp.	Volt.	Freq.Error(MHz)	Freq.vs.rated(ppm)	Verdict
11N40	Ant1	5190	TN	VL	5190.03	5.780347	PASS
			TN	VN	5189.94	-11.560694	PASS
			TN	VH	5189.97	-5.780347	PASS
11N40	Ant1	5230	TN	VL	5230	0	PASS
			TN	VN	5230.06	11.472275	PASS
			TN	VH	5229.97	-5.736138	PASS
11N40	Ant1	5270	TN	VL	5269.94	-11.385199	PASS
			TN	VN	5270.03	5.6926	PASS
			TN	VH	5269.97	-5.6926	PASS
11N40	Ant1	5310	TN	VL	5309.97	-5.649718	PASS
			TN	VN	5310	0	PASS
			TN	VH	5310.03	5.649718	PASS
11N40	Ant1	5510	TN	VL	5510.03	5.444646	PASS
			TN	VN	5509.94	-10.889292	PASS
			TN	VH	5509.97	-5.444646	PASS
11N40	Ant1	5550	TN	VL	5549.97	-5.405405	PASS
			TN	VN	5549.97	-5.405405	PASS
			TN	VH	5550.06	10.810811	PASS
11N40	Ant1	5670	TN	VL	5670	0	PASS
			TN	VN	5670.03	5.291005	PASS
			TN	VH	5670.03	5.291005	PASS
11N40	Ant1	5755	TN	VL	5754.97	-5.212858	PASS
			TN	VN	5755.03	5.212858	PASS
			TN	VH	5754.94	-10.425717	PASS
11N40	Ant1	5795	TN	VL	5794.97	-5.176877	PASS
			TN	VN	5794.94	-10.353753	PASS
			TN	VH	5794.97	-5.176877	PASS

Test Mode	Antenna	Channel	Temp.	Volt.	Freq.Error(MHz)	Freq.vs.rated(ppm)	Verdict
11AC80	Ant1	5210	TN	VL	5210.08	15.355086	PASS
			TN	VN	5210	0	PASS
			TN	VH	5210	0	PASS
11AC80	Ant1	5290	TN	VL	5290	0	PASS
			TN	VN	5290	0	PASS
			TN	VH	5290	0	PASS
11AC80	Ant1	5530	TN	VL	5530	0	PASS
			TN	VN	5529.92	-14.466546	PASS
			TN	VH	5530	0	PASS
11AC80	Ant1	5775	TN	VL	5774.92	-13.852814	PASS
			TN	VN	5775	0	PASS
			TN	VH	5774.92	-13.852814	PASS

Frequency Error vs. Temperature:

Test Mode	Antenna	Channel	Temp.	Volt.	Freq.Error(MHz)	Freq.vs.rated(ppm)	Verdict
11A	Ant1	5180	50	VN	5179.97	-5.791506	PASS
			40	VN	5179.955	-8.687259	PASS
			30	VN	5179.985	-2.895753	PASS
			20	VN	5179.955	-8.687259	PASS
			10	VN	5179.97	-5.791506	PASS
			0	VN	5179.91	-17.374517	PASS
11A	Ant1	5200	50	VN	5199.925	-14.423077	PASS
			40	VN	5199.985	-2.884615	PASS
			30	VN	5199.955	-8.653846	PASS
			20	VN	5199.97	-5.769231	PASS
			10	VN	5199.97	-5.769231	PASS
			0	VN	5199.955	-8.653846	PASS
11A	Ant1	5240	50	VN	5240.045	8.587786	PASS
			40	VN	5239.97	-5.725191	PASS
			30	VN	5240.045	8.587786	PASS
			20	VN	5240.045	8.587786	PASS
			10	VN	5239.985	-2.862595	PASS
			0	VN	5240.045	8.587786	PASS
11A	Ant1	5260	50	VN	5259.91	-17.110266	PASS
			40	VN	5260	0	PASS
			30	VN	5259.94	-11.406844	PASS
			20	VN	5260	0	PASS
			10	VN	5259.985	-2.851711	PASS
			0	VN	5259.955	-8.555133	PASS
11A	Ant1	5280	50	VN	5279.985	-2.840909	PASS
			40	VN	5279.925	-14.204545	PASS
			30	VN	5280	0	PASS
			20	VN	5279.925	-14.204545	PASS
			10	VN	5280.015	2.840909	PASS
			0	VN	5280	0	PASS

11A	Ant1	5320	50	VN	5319.94	-11.278195	PASS
			40	VN	5319.97	-5.639098	PASS
			30	VN	5319.97	-5.639098	PASS
			20	VN	5320.075	14.097744	PASS
			10	VN	5319.97	-5.639098	PASS
			0	VN	5320.03	5.639098	PASS
11A	Ant1	5500	50	VN	5499.955	-8.181818	PASS
			40	VN	5499.97	-5.454545	PASS
			30	VN	5499.985	-2.727273	PASS
			20	VN	5500.015	2.727273	PASS
			10	VN	5500.03	5.454545	PASS
			0	VN	5499.955	-8.181818	PASS
11A	Ant1	5580	50	VN	5579.94	-10.752688	PASS
			40	VN	5580.06	10.752688	PASS
			30	VN	5579.94	-10.752688	PASS
			20	VN	5579.94	-10.752688	PASS
			10	VN	5579.97	-5.376344	PASS
			0	VN	5579.97	-5.376344	PASS
11A	Ant1	5700	50	VN	5699.985	-2.631579	PASS
			40	VN	5699.94	-10.526316	PASS
			30	VN	5699.955	-7.894737	PASS
			20	VN	5700.015	2.631579	PASS
			10	VN	5700.075	13.157895	PASS
			0	VN	5699.985	-2.631579	PASS
11A	Ant1	5745	50	VN	5744.985	-2.610966	PASS
			40	VN	5744.97	-5.221932	PASS
			30	VN	5744.985	-2.610966	PASS
			20	VN	5744.94	-10.443864	PASS
			10	VN	5744.955	-7.832898	PASS
			0	VN	5744.91	-15.665796	PASS
11A	Ant1	5785	50	VN	5784.925	-12.964564	PASS
			40	VN	5784.97	-5.185825	PASS

			30	VN	5784.925	-12.964564	PASS
			20	VN	5784.97	-5.185825	PASS
			10	VN	5784.925	-12.964564	PASS
			0	VN	5784.97	-5.185825	PASS
11A	Ant1	5825	50	VN	5824.925	-12.875536	PASS
			40	VN	5825	0	PASS
			30	VN	5824.895	-18.025751	PASS
			20	VN	5824.895	-18.025751	PASS
			10	VN	5824.985	-2.575107	PASS
			0	VN	5824.925	-12.875536	PASS

Test Mode	Antenna	Channel	Temp.	Volt.	Freq.Error(MHz)	Freq.vs.rated(ppm)	Verdict
11N20	Ant1	5180	50	VN	5180.03	5.791506	PASS
			40	VN	5179.94	-11.583012	PASS
			30	VN	5180.045	8.687259	PASS
			20	VN	5179.985	-2.895753	PASS
			10	VN	5179.985	-2.895753	PASS
			0	VN	5179.985	-2.895753	PASS
11N20	Ant1	5200	50	VN	5200.045	8.653846	PASS
			40	VN	5199.985	-2.884615	PASS
			30	VN	5199.94	-11.538462	PASS
			20	VN	5199.955	-8.653846	PASS
			10	VN	5199.955	-8.653846	PASS
			0	VN	5199.94	-11.538462	PASS
11N20	Ant1	5240	50	VN	5240	0	PASS
			40	VN	5239.97	-5.725191	PASS
			30	VN	5240.03	5.725191	PASS
			20	VN	5239.955	-8.587786	PASS
			10	VN	5239.97	-5.725191	PASS
			0	VN	5240.045	8.587786	PASS
11N20	Ant1	5260	50	VN	5260	0	PASS
			40	VN	5260.06	11.406844	PASS
			30	VN	5259.97	-5.703422	PASS
			20	VN	5259.97	-5.703422	PASS
			10	VN	5260	0	PASS
			0	VN	5260.09	17.110266	PASS
11N20	Ant1	5280	50	VN	5279.97	-5.681818	PASS
			40	VN	5279.91	-17.045455	PASS
			30	VN	5279.985	-2.840909	PASS
			20	VN	5279.985	-2.840909	PASS
			10	VN	5279.97	-5.681818	PASS

			0	VN	5279.97	-5.681818	PASS
11N20	Ant1	5320	50	VN	5319.985	-2.819549	PASS
			40	VN	5319.94	-11.278195	PASS
			30	VN	5320.015	2.819549	PASS
			20	VN	5319.94	-11.278195	PASS
			10	VN	5319.97	-5.639098	PASS
			0	VN	5320	0	PASS
11N20	Ant1	5500	50	VN	5499.94	-10.909091	PASS
			40	VN	5499.925	-13.636364	PASS
			30	VN	5499.97	-5.454545	PASS
			20	VN	5499.955	-8.181818	PASS
			10	VN	5499.985	-2.727273	PASS
			0	VN	5499.97	-5.454545	PASS
11N20	Ant1	5580	50	VN	5579.955	-8.064516	PASS
			40	VN	5580	0	PASS
			30	VN	5579.955	-8.064516	PASS
			20	VN	5579.91	-16.129032	PASS
			10	VN	5580.03	5.376344	PASS
			0	VN	5579.985	-2.688172	PASS
11N20	Ant1	5700	50	VN	5700	0	PASS
			40	VN	5699.91	-15.789474	PASS
			30	VN	5699.97	-5.263158	PASS
			20	VN	5699.955	-7.894737	PASS
			10	VN	5699.985	-2.631579	PASS
			0	VN	5700	0	PASS
11N20	Ant1	5745	50	VN	5744.955	-7.832898	PASS
			40	VN	5744.94	-10.443864	PASS
			30	VN	5744.925	-13.05483	PASS
			20	VN	5744.895	-18.276762	PASS
			10	VN	5744.955	-7.832898	PASS
			0	VN	5744.955	-7.832898	PASS
11N20	Ant1	5785	50	VN	5784.94	-10.371651	PASS

			40	VN	5784.985	-2.592913	PASS
			30	VN	5784.985	-2.592913	PASS
			20	VN	5784.94	-10.371651	PASS
			10	VN	5784.94	-10.371651	PASS
			0	VN	5784.97	-5.185825	PASS
11N20	Ant1	5825	50	VN	5824.94	-10.300429	PASS
			40	VN	5824.94	-10.300429	PASS
			30	VN	5824.985	-2.575107	PASS
			20	VN	5824.94	-10.300429	PASS
			10	VN	5825	0	PASS
			0	VN	5824.91	-15.450644	PASS

Test Mode	Antenna	Channel	Temp.	Volt.	Freq.Error(MHz)	Freq.vs.rated(ppm)	Verdict
11N40	Ant1	5190	50	VN	5190	0	PASS
			40	VN	5190.03 cfq11n40+5015190nn	5.780347	PASS
			30	VN	5189.97	-5.780347	PASS
			20	VN	5189.97	-5.780347	PASS
			10	VN	5189.91	-17.34104	PASS
			0	VN	5189.97	-5.780347	PASS
11N40	Ant1	5230	50	VN	5229.97	-5.736138	PASS
			40	VN	5230.03	5.736138	PASS
			30	VN	5230.06	11.472275	PASS
			20	VN	5229.91	-17.208413	PASS
			10	VN	5230	0	PASS
			0	VN	5229.97	-5.736138	PASS
11N40	Ant1	5270	50	VN	5269.97	-5.6926	PASS
			40	VN	5270	0	PASS
			30	VN	5270	0	PASS
			20	VN	5270	0	PASS
			10	VN	5270.03	5.6926	PASS
			0	VN	5269.91	-17.077799	PASS
11N40	Ant1	5310	50	VN	5310	0	PASS
			40	VN	5309.97	-5.649718	PASS
			30	VN	5309.94	-11.299435	PASS
			20	VN	5310	0	PASS
			10	VN	5310.09	16.949153	PASS
			0	VN	5310.03	5.649718	PASS
11N40	Ant1	5510	50	VN	5509.94	-10.889292	PASS
			40	VN	5509.94	-10.889292	PASS
			30	VN	5509.97	-5.444646	PASS
			20	VN	5510	0	PASS
			10	VN	5509.97	-5.444646	PASS

			0	VN	5509.94	-10.889292	PASS
11N40	Ant1	5550	50	VN	5549.97	-5.405405	PASS
			40	VN	5549.97	-5.405405	PASS
			30	VN	5550	0	PASS
			20	VN	5550	0	PASS
			10	VN	5549.97	-5.405405	PASS
			0	VN	5550	0	PASS
11N40	Ant1	5670	50	VN	5670.03	5.291005	PASS
			40	VN	5669.97	-5.291005	PASS
			30	VN	5670.03	5.291005	PASS
			20	VN	5670	0	PASS
			10	VN	5670.03	5.291005	PASS
			0	VN	5669.91	-15.873016	PASS
11N40	Ant1	5755	50	VN	5754.94	-10.425717	PASS
			40	VN	5754.97	-5.212858	PASS
			30	VN	5754.91	-15.638575	PASS
			20	VN	5755	0	PASS
			10	VN	5754.91	-15.638575	PASS
			0	VN	5755	0	PASS
11N40	Ant1	5795	50	VN	5795	0	PASS
			40	VN	5794.97	-5.176877	PASS
			30	VN	5794.91	-15.53063	PASS
			20	VN	5795	0	PASS
			10	VN	5794.94	-10.353753	PASS
			0	VN	5794.94	-10.353753	PASS

Test Mode	Antenna	Channel	Temp.	Volt.	Freq.Error(MHz)	Freq.vs.rated(ppm)	Verdict
11AC80	Ant1	5210	50	VN	5210	0	PASS
			40	VN	5210.08	15.355086	PASS
			30	VN	5210	0	PASS
			20	VN	5210.08	15.355086	PASS
			10	VN	5210	0	PASS
			0	VN	5210	0	PASS
11AC80	Ant1	5290	50	VN	5290.08	15.122873	PASS
			40	VN	5290	0	PASS
			30	VN	5290	0	PASS
			20	VN	5290	0	PASS
			10	VN	5290	0	PASS
			0	VN	5290.08	15.122873	PASS
11AC80	Ant1	5530	50	VN	5529.92	-14.466546	PASS
			40	VN	5529.92	-14.466546	PASS
			30	VN	5529.92	-14.466546	PASS
			20	VN	5530	0	PASS
			10	VN	5530	0	PASS
			0	VN	5529.92	-14.466546	PASS
11AC80	Ant1	5775	50	VN	5774.92	-13.852814	PASS
			40	VN	5775	0	PASS
			30	VN	5774.92	-13.852814	PASS
			20	VN	5775	0	PASS
			10	VN	5775	0	PASS
			0	VN	5775.08	13.852814	PASS

Frequency Error vs. Voltage:

Test Mode	Antenna	Channel	Temp.	Volt.	Freq.Error(MHz)	Freq.vs.rated(ppm)	Verdict
11A	Ant2	5180	TN	VL	5179.94	-11.583012	PASS
			TN	VN	5180.045	8.687259	PASS
			TN	VH	5179.91	-17.374517	PASS
11A	Ant2	5200	TN	VL	5199.91	-17.307692	PASS
			TN	VN	5199.91	-17.307692	PASS
			TN	VH	5200	0	PASS
11A	Ant2	5240	TN	VL	5240	0	PASS
			TN	VN	5239.985	-2.862595	PASS
			TN	VH	5239.955	-8.587786	PASS
11A	Ant2	5260	TN	VL	5259.985	-2.851711	PASS
			TN	VN	5259.955	-8.555133	PASS
			TN	VH	5259.925	-14.258555	PASS
11A	Ant2	5280	TN	VL	5279.985	-2.840909	PASS
			TN	VN	5279.955	-8.522727	PASS
			TN	VH	5279.985	-2.840909	PASS
11A	Ant2	5320	TN	VL	5320.015	2.819549	PASS
			TN	VN	5319.955	-8.458647	PASS
			TN	VH	5319.97	-5.639098	PASS
11A	Ant2	5500	TN	VL	5499.94	-10.909091	PASS
			TN	VN	5499.91	-16.363636	PASS
			TN	VH	5500.015	2.727273	PASS
11A	Ant2	5580	TN	VL	5579.955	-8.064516	PASS
			TN	VN	5579.97	-5.376344	PASS
			TN	VH	5579.94	-10.752688	PASS
11A	Ant1	5700	TN	VL	5699.985	-2.631579	PASS
			TN	VN	5700.075	13.157895	PASS
			TN	VH	5699.985	-2.631579	PASS
11A	Ant2	5745	TN	VL	5744.97	-5.221932	PASS

			TN	VN	5744.925	-13.05483	PASS
			TN	VH	5744.895	-18.276762	PASS

11A	Ant2	5785	TN	VL	5784.895	-18.150389	PASS
			TN	VN	5784.895	-18.150389	PASS
			TN	VH	5784.955	-7.778738	PASS
11A	Ant2	5825	TN	VL	5824.925	-12.875536	PASS
			TN	VN	5824.97	-5.150215	PASS
			TN	VH	5825.015	2.575107	PASS

Test Mode	Antenna	Channel	Temp.	Volt.	Freq.Error(MHz)	Freq.vs.rated(ppm)	Verdict
11N20	Ant2	5180	TN	VL	5179.91	-17.374517	PASS
			TN	VN	5180.045	8.687259	PASS
			TN	VH	5180.045	8.687259	PASS
11N20	Ant2	5200	TN	VL	5199.94	-11.538462	PASS
			TN	VN	5199.97	-5.769231	PASS
			TN	VH	5200	0	PASS
11N20	Ant2	5240	TN	VL	5239.94	-11.450382	PASS
			TN	VN	5240.075	14.312977	PASS
			TN	VH	5239.985	-2.862595	PASS
11N20	Ant2	5260	TN	VL	5259.955	-8.555133	PASS
			TN	VN	5259.955	-8.555133	PASS
			TN	VH	5259.955	-8.555133	PASS
11N20	Ant2	5280	TN	VL	5280.045	8.522727	PASS
			TN	VN	5280.015	2.840909	PASS
			TN	VH	5280	0	PASS
11N20	Ant2	5320	TN	VL	5319.985	-2.819549	PASS
			TN	VN	5319.925	-14.097744	PASS
			TN	VH	5320.105	19.736842	PASS
11N20	Ant2	5500	TN	VL	5499.97	-5.454545	PASS
			TN	VN	5499.985	-2.727273	PASS
			TN	VH	5499.925	-13.636364	PASS
11N20	Ant2	5580	TN	VL	5579.925	-13.44086	PASS
			TN	VN	5579.985	-2.688172	PASS
			TN	VH	5579.985	-2.688172	PASS
11N20	Ant2	5700	TN	VL	5700.045	7.894737	PASS
			TN	VN	5699.97	-5.263158	PASS
			TN	VH	5699.97	-5.263158	PASS
11N20	Ant2	5745	TN	VL	5744.94	-10.443864	PASS
			TN	VN	5744.925	-10.443864	PASS
			TN	VH	5744.895	0	PASS

11N20	Ant2	5785	TN	VL	5784.955	-7.778738	PASS
			TN	VN	5784.955	-7.778738	PASS
			TN	VH	5784.925	-12.964564	PASS
11N20	Ant2	5825	TN	VL	5824.955	-7.725322	PASS
			TN	VN	5824.895	-18.025751	PASS
			TN	VH	5824.91	-15.450644	PASS

Test Mode	Antenna	Channel	Temp.	Volt.	Freq.Error(MHz)	Freq.vs.rated(ppm)	Verdict
11N40	Ant2	5190	TN	VL	5190.03	5.780347	PASS
			TN	VN	5189.94	-11.560694	PASS
			TN	VH	5189.97	-5.780347	PASS
11N40	Ant2	5230	TN	VL	5230	0	PASS
			TN	VN	5230.06	11.472275	PASS
			TN	VH	5229.97	-5.736138	PASS
11N40	Ant2	5270	TN	VL	5269.94	-11.385199	PASS
			TN	VN	5270.03	5.6926	PASS
			TN	VH	5269.97	-5.6926	PASS
11N40	Ant2	5310	TN	VL	5309.97	-5.649718	PASS
			TN	VN	5310	0	PASS
			TN	VH	5310.03	5.649718	PASS
11N40	Ant2	5510	TN	VL	5510.03	5.444646	PASS
			TN	VN	5509.94	-10.889292	PASS
			TN	VH	5509.97	-5.444646	PASS
11N40	Ant2	5550	TN	VL	5549.97	-5.405405	PASS
			TN	VN	5549.97	-5.405405	PASS
			TN	VH	5550.06	10.810811	PASS
11N40	Ant2	5670	TN	VL	5670	0	PASS
			TN	VN	5670.03	5.291005	PASS
			TN	VH	5670.03	5.291005	PASS
11N40	Ant2	5755	TN	VL	5754.97	-5.212858	PASS
			TN	VN	5755.03	5.212858	PASS
			TN	VH	5754.94	-10.425717	PASS
11N40	Ant2	5795	TN	VL	5794.97	-5.176877	PASS
			TN	VN	5794.94	-10.353753	PASS
			TN	VH	5794.97	-5.176877	PASS

Test Mode	Antenna	Channel	Temp.	Volt.	Freq.Error(MHz)	Freq.vs.rated(ppm)	Verdict
11AC80	Ant2	5210	TN	VL	5210.08	15.355086	PASS
			TN	VN	5210.08	15.355086	PASS
			TN	VH	5210	0	PASS
11AC80	Ant2	5290	TN	VL	5290	0	PASS
			TN	VN	5290	0	PASS
			TN	VH	5290	0	PASS
11AC80	Ant2	5530	TN	VL	5530	0	PASS
			TN	VN	5529.92	-14.466546	PASS
			TN	VH	5530	0	PASS
11AC80	Ant2	5775	TN	VL	5774.92	-13.852814	PASS
			TN	VN	5775	0	PASS
			TN	VH	5774.92	-13.852814	PASS

Frequency Error vs. Temperature:

Test Mode	Antenna	Channel	Temp.	Volt.	Freq.Error(MHz)	Freq.vs.rated(ppm)	Verdict
11A	Ant2	5180	50	VN	5179.985	-2.895753	PASS
			40	VN	5179.955	-8.687259	PASS
			30	VN	5179.985	-2.895753	PASS
			20	VN	5179.955	-8.687259	PASS
			10	VN	5179.97	-5.791506	PASS
			0	VN	5179.91	-17.374517	PASS
11A	Ant2	5200	50	VN	5199.925	-14.423077	PASS
			40	VN	5199.985	-2.884615	PASS
			30	VN	5199.97	-5.769231	PASS
			20	VN	5199.97	-5.769231	PASS
			10	VN	5199.97	-5.769231	PASS
			0	VN	5199.955	-8.653846	PASS
11A	Ant2	5240	50	VN	5240.045	8.587786	PASS
			40	VN	5239.97	-5.725191	PASS
			30	VN	5240.045	8.587786	PASS
			20	VN	5240.045	8.587786	PASS
			10	VN	5239.985	-2.862595	PASS
			0	VN	5240.045	8.587786	PASS
11A	Ant2	5260	50	VN	5259.91	-17.110266	PASS
			40	VN	5259.985	-2.851711	PASS
			30	VN	5259.94	-11.406844	PASS
			20	VN	5259.985	-2.851711	PASS
			10	VN	5259.985	-2.851711	PASS
			0	VN	5259.955	-8.555133	PASS
11A	Ant2	5280	50	VN	5279.985	-2.840909	PASS
			40	VN	5279.925	-14.204545	PASS
			30	VN	5279.925	-14.204545	PASS
			20	VN	5279.925	-14.204545	PASS
			10	VN	5280.015	2.840909	PASS
			0	VN	5280	0	PASS

11A	Ant2	5320	50	VN	5319.94	-11.278195	PASS
			40	VN	5319.97	-5.639098	PASS
			30	VN	5319.97	-5.639098	PASS
			20	VN	5320.075	14.097744	PASS
			10	VN	5319.97	-5.639098	PASS
			0	VN	5320.03	5.639098	PASS
11A	Ant2	5500	50	VN	5499.955	-8.181818	PASS
			40	VN	5499.97	-5.454545	PASS
			30	VN	5499.985	-2.727273	PASS
			20	VN	5500.015	2.727273	PASS
			10	VN	5500.03	5.454545	PASS
			0	VN	5499.955	-8.181818	PASS
11A	Ant2	5580	50	VN	5579.94	-10.752688	PASS
			40	VN	5580.06	10.752688	PASS
			30	VN	5579.94	-10.752688	PASS
			20	VN	5579.94	-10.752688	PASS
			10	VN	5579.97	-5.376344	PASS
			0	VN	5579.97	-5.376344	PASS
11A	Ant2	5700	50	VN	5699.985	-2.631579	PASS
			40	VN	5699.94	-10.526316	PASS
			30	VN	5699.955	-7.894737	PASS
			20	VN	5700.015	2.631579	PASS
			10	VN	5700.075	13.157895	PASS
			0	VN	5699.985	-2.631579	PASS
11A	Ant2	5745	50	VN	5744.985	-2.610966	PASS
			40	VN	5744.97	-5.221932	PASS
			30	VN	5744.985	-2.610966	PASS
			20	VN	5744.94	-10.443864	PASS
			10	VN	5744.955	-7.832898	PASS
			0	VN	5744.91	-15.665796	PASS
11A	Ant2	5785	50	VN	5784.925	-12.964564	PASS
			40	VN	5784.97	-5.185825	PASS

			30	VN	5784.925	-12.964564	PASS
			20	VN	5784.97	-5.185825	PASS
			10	VN	5784.925	-12.964564	PASS
			0	VN	5784.97	-5.185825	PASS
11A	Ant2	5825	50	VN	5824.925	-12.875536	PASS
			40	VN	5824.895	-18.025751	PASS
			30	VN	5824.895	-18.025751	PASS
			20	VN	5824.895	-18.025751	PASS
			10	VN	5824.985	-2.575107	PASS
			0	VN	5824.925	-12.875536	PASS

Test Mode	Antenna	Channel	Temp.	Volt.	Freq.Error(MHz)	Freq.vs.rated(ppm)	Verdict
11N20	Ant2	5180	50	VN	5180.03	5.791506	PASS
			40	VN	5179.94	-11.583012	PASS
			30	VN	5180.045	8.687259	PASS
			20	VN	5179.985	-2.895753	PASS
			10	VN	5179.985	-2.895753	PASS
			0	VN	5179.985	-2.895753	PASS
11N20	Ant2	5200	50	VN	5200.045	8.653846	PASS
			40	VN	5199.985	-2.884615	PASS
			30	VN	5199.94	-11.538462	PASS
			20	VN	5199.955	-8.653846	PASS
			10	VN	5199.955	-8.653846	PASS
			0	VN	5199.94	-11.538462	PASS
11N20	Ant2	5240	50	VN	5239.97	-5.725191	PASS
			40	VN	5239.97	-5.725191	PASS
			30	VN	5240.03	5.725191	PASS
			20	VN	5239.955	-8.587786	PASS
			10	VN	5239.97	-5.725191	PASS
			0	VN	5240.045	8.587786	PASS
11N20	Ant2	5260	50	VN	5260.09	17.110266	PASS
			40	VN	5260.06	11.406844	PASS
			30	VN	5259.97	-5.703422	PASS
			20	VN	5260.09	17.110266	PASS
			10	VN	5260	0	PASS
			0	VN	5260.09	17.110266	PASS
11N20	Ant2	5280	50	VN	5279.97	-5.681818	PASS
			40	VN	5279.91	-17.045455	PASS
			30	VN	5279.985	-2.840909	PASS
			20	VN	5279.985	-2.840909	PASS
			10	VN	5279.97	-5.681818	PASS
			0	VN	5279.97	-5.681818	PASS

11N20	Ant2	5320	50	VN	5319.985	-2.819549	PASS
			40	VN	5319.94	-11.278195	PASS
			30	VN	5320.015	2.819549	PASS
			20	VN	5319.94	-11.278195	PASS
			10	VN	5319.97	-5.639098	PASS
			0	VN	5319.97	-5.639098	PASS
11N20	Ant2	5500	50	VN	5499.94	-10.909091	PASS
			40	VN	5499.925	-13.636364	PASS
			30	VN	5499.97	-5.454545	PASS
			20	VN	5499.955	-8.181818	PASS
			10	VN	5499.985	-2.727273	PASS
			0	VN	5499.97	-5.454545	PASS
11N20	Ant2	5580	50	VN	5579.955	-8.064516	PASS
			40	VN	5580	0	PASS
			30	VN	5579.955	-8.064516	PASS
			20	VN	5579.91	-16.129032	PASS
			10	VN	5580.03	5.376344	PASS
			0	VN	5579.985	-2.688172	PASS
11N20	Ant2	5700	50	VN	5700	0	PASS
			40	VN	5699.91	-15.789474	PASS
			30	VN	5699.97	-5.263158	PASS
			20	VN	5699.955	-7.894737	PASS
			10	VN	5699.985	-2.631579	PASS
			0	VN	5699.91	-15.789474	PASS
11N20	Ant2	5745	50	VN	5744.955	-7.832898	PASS
			40	VN	5744.94	-10.443864	PASS
			30	VN	5744.925	-13.05483	PASS
			20	VN	5744.895	-18.276762	PASS
			10	VN	5744.955	-7.832898	PASS
			0	VN	5744.955	-7.832898	PASS
11N20	Ant2	5785	50	VN	5784.94	-10.371651	PASS
			40	VN	5784.985	-2.592913	PASS

			30	VN	5784.985	-2.592913	PASS
			20	VN	5784.94	-10.371651	PASS
			10	VN	5784.94	-10.371651	PASS
			0	VN	5784.97	-5.185825	PASS
11N20	Ant2	5825	50	VN	5824.94	-10.300429	PASS
			40	VN	5824.94	-10.300429	PASS
			30	VN	5824.985	-2.575107	PASS
			20	VN	5824.94	-10.300429	PASS
			10	VN	5825	0	PASS
			0	VN	5824.91	-15.450644	PASS

Test Mode	Antenna	Channel	Temp.	Volt.	Freq.Error(MHz)	Freq.vs.rated(ppm)	Verdict
11N40	Ant2	5190	50	VN	5190	0	PASS
			40	VN	5190.03 cfq11n40+5015190nn	5.780347	PASS
			30	VN	5189.97	-5.780347	PASS
			20	VN	5189.97	-5.780347	PASS
			10	VN	5189.91	-17.34104	PASS
			0	VN	5189.97	-5.780347	PASS
11N40	Ant2	5230	50	VN	5229.97	-5.736138	PASS
			40	VN	5230.03	5.736138	PASS
			30	VN	5230.06	11.472275	PASS
			20	VN	5229.91	-17.208413	PASS
			10	VN	5230	0	PASS
			0	VN	5229.97	-5.736138	PASS
11N40	Ant2	5270	50	VN	5269.97	-5.6926	PASS
			40	VN	5269.97	-5.6926	PASS
			30	VN	5269.97	-5.6926	PASS
			20	VN	5270	0	PASS
			10	VN	5270.03	5.6926	PASS
			0	VN	5269.91	-17.077799	PASS
11N40	Ant2	5310	50	VN	5310	0	PASS
			40	VN	5309.97	-5.649718	PASS
			30	VN	5309.94	-11.299435	PASS
			20	VN	5310	0	PASS
			10	VN	5310.09	16.949153	PASS
			0	VN	5310.03	5.649718	PASS
11N40	Ant2	5510	50	VN	5509.94	-10.889292	PASS
			40	VN	5509.94	-10.889292	PASS
			30	VN	5509.97	-5.444646	PASS
			20	VN	5510	0	PASS
			10	VN	5509.97	-5.444646	PASS

			0	VN	5509.94	-10.889292	PASS
11N40	Ant2	5550	50	VN	5549.97	-5.405405	PASS
			40	VN	5549.97	-5.405405	PASS
			30	VN	5549.97	-5.405405	PASS
			20	VN	5550	0	PASS
			10	VN	5549.97	-5.405405	PASS
			0	VN	5550	0	PASS
11N40	Ant2	5670	50	VN	5670.03	5.291005	PASS
			40	VN	5669.97	-5.291005	PASS
			30	VN	5670.03	5.291005	PASS
			20	VN	5670	0	PASS
			10	VN	5670.03	5.291005	PASS
			0	VN	5669.91	-15.873016	PASS
11N40	Ant2	5755	50	VN	5754.94	-10.425717	PASS
			40	VN	5754.97	-5.212858	PASS
			30	VN	5754.91	-15.638575	PASS
			20	VN	5755	0	PASS
			10	VN	5754.91	-15.638575	PASS
			0	VN	5754.91	-15.638575	PASS
11N40	Ant2	5795	50	VN	5795	0	PASS
			40	VN	5794.97	-5.176877	PASS
			30	VN	5794.91	-15.53063	PASS
			20	VN	5795	0	PASS
			10	VN	5794.94	-10.353753	PASS
			0	VN	5794.94	-10.353753	PASS

Test Mode	Antenna	Channel	Temp.	Volt.	Freq.Error(MHz)	Freq.vs.rated(ppm)	Verdict
11AC80	Ant2	5210	50	VN	5210	0	PASS
			40	VN	5210.08	15.355086	PASS
			30	VN	5210	0	PASS
			20	VN	5210.08	15.355086	PASS
			10	VN	5210.08	15.355086	PASS
			0	VN	5210.08	15.355086	PASS
11AC80	Ant2	5290	50	VN	5290.08	15.122873	PASS
			40	VN	5290.08	15.122873	PASS
			30	VN	5290	0	PASS
			20	VN	5290.08	15.122873	PASS
			10	VN	5290	0	PASS
			0	VN	5290.08	15.122873	PASS
11AC80	Ant2	5530	50	VN	5529.92	-14.466546	PASS
			40	VN	5529.92	-14.466546	PASS
			30	VN	5529.92	-14.466546	PASS
			20	VN	5529.92	-14.466546	PASS
			10	VN	5530	0	PASS
			0	VN	5529.92	-14.466546	PASS
11AC80	Ant2	5775	50	VN	5774.92	-13.852814	PASS
			40	VN	5775	0	PASS
			30	VN	5774.92	-13.852814	PASS
			20	VN	5774.92	-13.852814	PASS
			10	VN	5775	0	PASS
			0	VN	5775.08	13.852814	PASS

Appendix G) Antenna Requirement

15.203 requirement: An intentional radiator shall be designed to ensure that no antenna other than that furnished by the responsible party shall be used with the device. The use of a permanently attached antenna or of an antenna that uses a unique coupling to the intentional radiator, the manufacturer may design the unit so that a broken antenna can be replaced by the user, but the use of a standard antenna jack or electrical connector is prohibited. **15.407(a)(1) (2) requirement:** The conducted output power limit specified in paragraph (a) of this section is based on the use of antennas with directional gains that do not exceed 6 dBi. Except as shown in paragraph (a) of this section, if transmitting antennas of directional gain greater than 6 dBi are used, the conducted output power and the peak power spectral density shall be reduced by the by the amount in dB that the directional gain of the antenna exceeds 6 dBi.	
EUT Antenna:	

Appendix H) Operation in the absence of information to the transmit

15.407(c) requirement: The device shall automatically discontinue transmission in case of either absence of information to transmit or operational failure. These provisions are not intended to preclude the transmission of control or signal ling information or the use of repetitive codes used by certain digital technologies to complete frame or burst intervals. Applicants shall include in their application for equipment authorization a description of how this requirement is met.
Operation in the absence of information to the transmit
Operation never ceases as information from cell town is always present. (manufacturer declare)

Appendix I) AC Power Line Conducted Emission

<table>
<tr><td>Test Procedure:</td><td>Test frequency range :150KHz-30MHz
1)The mains terminal disturbance voltage test was conducted in a shielded room.
2) The EUT was connected to AC power source through a LISN 1 (Line Impedance Stabilization Network) which provides a 50Ω/50μH + 5Ω linear impedance. The power cables of all other units of the EUT were connected to a second LISN 2, which was bonded to the ground reference plane in the same way as the LISN 1 for the unit being measured. A multiple socket outlet strip was used to connect multiple power cables to a single LISN provided the rating of the LISN was not exceeded.
3)The tabletop EUT was placed upon a non-metallic table 0.8m above the ground reference plane. And for floor-standing arrangement, the EUT was placed on the horizontal ground reference plane,
4) The test was performed with a vertical ground reference plane. The rear of the EUT shall be 0.4 m from the vertical ground reference plane. The vertical ground reference plane was bonded to the horizontal ground reference plane. The LISN 1 was placed 0.8 m from the boundary of the unit under test and bonded to a ground reference plane for LISNs mounted on top of the ground reference plane. This distance was between the closest points of the LISN 1 and the EUT. All other units of the EUT and associated equipment was at least 0.8 m from the LISN 2.
5) In order to find the maximum emission, the relative positions of equipment and all of the interface cables must be changed according to ANSI C63.10 on conducted measurement.</td></tr>
<tr><td>Limit:</td><td>
<table>
<tr><td rowspan="2">Frequency range (MHz)</td><td colspan="2">Limit (dBμV)</td></tr>
<tr><td>Quasi-peak</td><td>Average</td></tr>
<tr><td>0.15-0.5</td><td>66 to 56*</td><td>56 to 46*</td></tr>
<tr><td>0.5-5</td><td>56</td><td>46</td></tr>
<tr><td>5-30</td><td>60</td><td>50</td></tr>
</table>
* The limit decreases linearly with the logarithm of the frequency in the range 0.15 MHz to 0.50 MHz.
NOTE : The lower limit is applicable at the transition frequency</td></tr>
</table>

Measurement Data

An initial pre-scan was performed on the live and neutral lines with peak detector.

Quasi-Peak and Average measurement were performed at the frequencies with maximized peak emission were detected.

Live line:

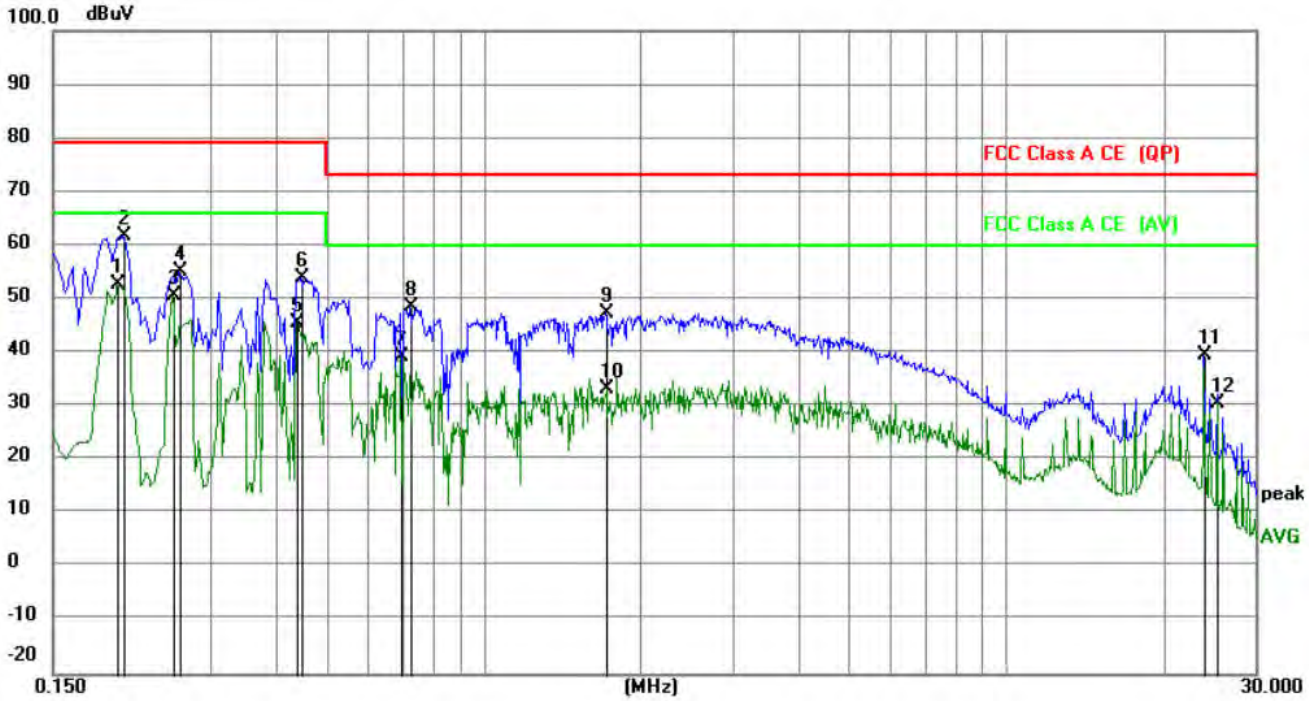

No.	Mk.	Freq.	Reading Level	Correct Factor	Measure-ment	Limit	Margin		
		MHz	dBuV	dB	dBuV	dBuV	dB	Detector	Comment
1	*	0.1995	42.76	9.86	52.62	66.00	-13.38	AVG	
2		0.2040	52.00	9.87	61.87	79.00	-17.13	QP	
3		0.2535	40.82	9.98	50.80	66.00	-15.20	AVG	
4		0.2625	45.18	10.00	55.18	79.00	-23.82	QP	
5		0.4380	35.62	9.95	45.57	66.00	-20.43	AVG	
6		0.4470	43.89	9.97	53.86	79.00	-25.14	QP	
7		0.6944	29.33	9.79	39.12	60.00	-20.88	AVG	
8		0.7259	38.91	9.77	48.68	73.00	-24.32	QP	
9		1.7114	37.43	9.78	47.21	73.00	-25.79	QP	
10		1.7204	23.36	9.78	33.14	60.00	-26.86	AVG	
11		24.0000	29.61	9.93	39.54	73.00	-33.46	QP	
12		25.3455	20.69	9.96	30.65	60.00	-29.35	AVG	

Neutral line:

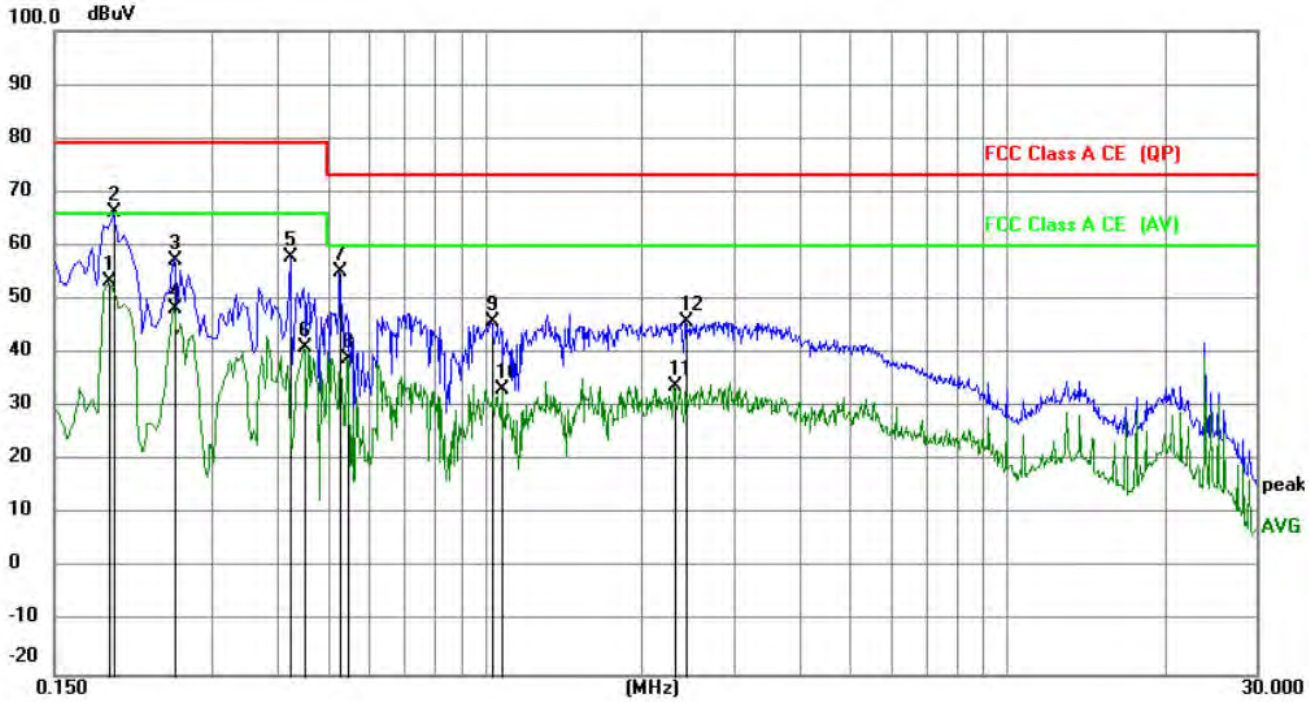

No.	Mk.	Freq.	Reading Level	Correct Factor	Measure-ment	Limit	Margin		
		MHz	dBuV	dB	dBuV	dBuV	dB	Detector	Comment
1	*	0.1905	43.46	9.86	53.32	66.00	-12.68	AVG	
2		0.1949	56.31	9.86	66.17	79.00	-12.83	QP	
3		0.2535	47.42	9.98	57.40	79.00	-21.60	QP	
4		0.2535	38.14	9.98	48.12	66.00	-17.88	AVG	
5		0.4245	48.01	9.93	57.94	79.00	-21.06	QP	
6		0.4515	30.97	9.97	40.94	66.00	-25.06	AVG	
7		0.5279	45.05	10.03	55.08	73.00	-17.92	QP	
8		0.5459	28.89	10.02	38.91	60.00	-21.09	AVG	
9		1.0274	36.19	9.74	45.93	73.00	-27.07	QP	
10		1.0769	23.54	9.74	33.28	60.00	-26.72	AVG	
11		2.3054	23.95	9.79	33.74	60.00	-26.26	AVG	
12		2.4269	36.18	9.79	45.97	73.00	-27.03	QP	

Notes:

1. The following Quasi-Peak and Average measurements were performed on the EUT:
2. Final Test Level =Receiver Reading + LISN Factor + Cable Loss.

Appendix J) Restricted bands around fundamental frequency (Radiated Emission)

Receiver Setup:

Frequency	Detector	RBW	VBW	Remark
30MHz-1GHz	Quasi-peak	120kHz	300kHz	Quasi-peak
Above 1GHz	Peak	1MHz	3MHz	Peak
	Peak	1MHz	10Hz	Average

Test Procedure:

Below 1GHz test procedure as below:

a. The EUT was placed on the top of a rotating table 0.8 meters above the ground at a 3 meter semi-anechoic camber. The table was rotated 360 degrees to determine the position of the highest radiation.
b. The EUT was set 3 meters away from the interference-receiving antenna, which was mounted on the top of a variable-height antenna tower.
c. The antenna height is varied from one meter to four meters above the ground to determine the maximum value of the field strength. Both horizontal and vertical polarizations of the antenna are set to make the measurement.
d. For each suspected emission, the EUT was arranged to its worst case and then the antenna was tuned to heights from 1 meter to 4 meters and the rotatable was turned from 0 degrees to 360 degrees to find the maximum reading.
e. The test-receiver system was set to Peak Detect Function and Specified Bandwidth with Maximum Hold Mode.
f. Place a marker at the end of the restricted band closest to the transmit frequency to show compliance. Also measure any emissions in the restricted bands. Save the spectrum analyzer plot. Repeat for each power and modulation for lowest and highest channel

Above 1GHz test procedure as below:

g. Different between above is the test site, change from Semi- Anechoic Chamber to fully Anechoic Chamber and change form table 0.8 metre to 1.5 metre(Above 18GHz the distance is 1 meter and table is 1.5 metre).
h. Test the EUT in the lowest channel , the Highest channel
i. The radiation measurements are performed in X, Y, Z axis positioning for Transmitting mode, and found the X axis positioning which it is worse case.
j. Repeat above procedures until all frequencies measured was complete.

Limit:

Frequency	Limit (dBμV/m @3cm)	Remark
30MHz-88MHz	40.0	Quasi-peak Value
88MHz-216MHz	43.5	Quasi-peak Value
216MHz-960MHz	46.0	Quasi-peak Value
960MHz-1GHz	54.0	Quasi-peak Value
Above 1GHz	54.0	Average Value
	74.0	Peak Value

Test plot as follows:

Ant1

Mode:	802.11 a(HT20Mbps) Transmitting	Channel:	5180
Remark:	PK		

Test Graph

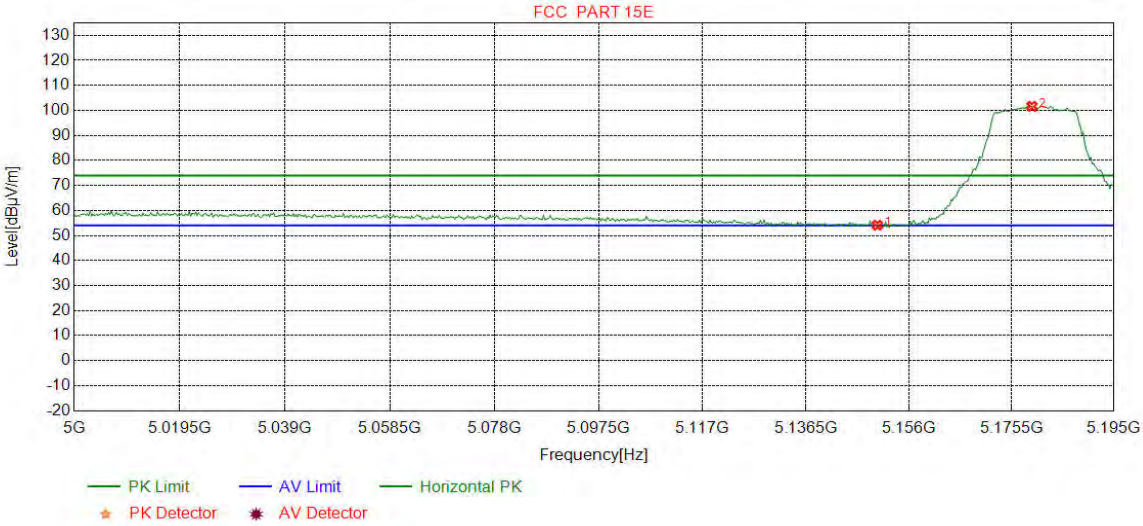

NO	Freq. [MHz]	Ant Factor [dB]	Cable loss [dB]	Pream gain [dB]	Reading [dBµV]	Level [dBµV/m]	Limit [dBµV/m]	Margin [dB]	Result	Polarity
1	5150.0000	34.65	15.08	-42.74	47.13	54.12	74.00	19.88	Pass	Horizontal
2	5179.3805	34.68	15.37	-42.73	94.33	101.65	74.00	-27.65	Pass	Horizontal

Mode:	802.11 a(HT20Mbps) Transmitting	Channel:	5180
Remark:	PK		

Test Graph

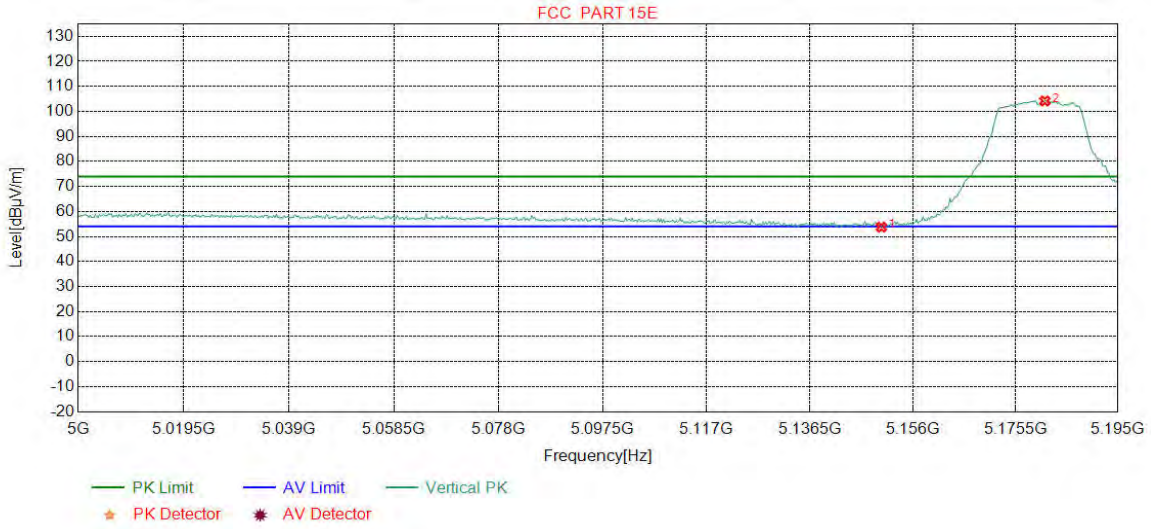

NO	Freq. [MHz]	Ant Factor [dB]	Cable loss [dB]	Pream gain [dB]	Reading [dBμV]	Level [dBμV/m]	Limit [dBμV/m]	Margin [dB]	Result	Polarity
1	5150.0000	34.65	15.08	-42.74	46.75	53.74	74.00	20.26	Pass	Vertical
2	5181.0889	34.68	15.38	-42.72	96.84	104.18	74.00	-30.18	Pass	Vertical

Mode:	802.11 a(HT20Mbps) Transmitting	Channel:	5180
Remark:	AV		

Test Graph

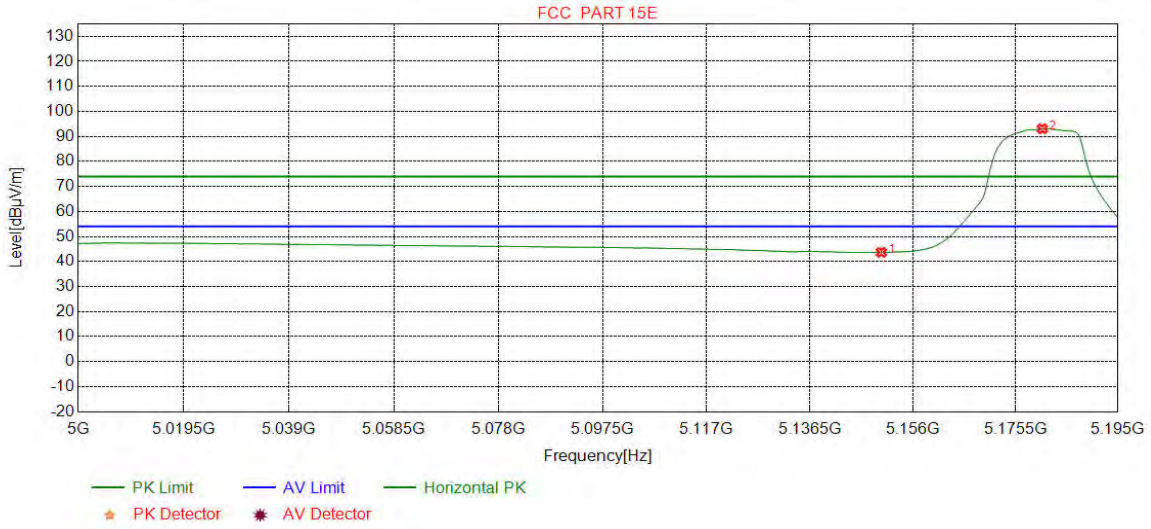

NO	Freq. [MHz]	Ant Factor [dB]	Cable loss [dB]	Pream gain [dB]	Reading [dBμV]	Level [dBμV/m]	Limit [dBμV/m]	Margin [dB]	Result	Polarity
1	5150.0000	34.65	15.08	-42.74	36.71	43.70	54.00	10.30	Pass	Horizontal
2	5180.6008	34.68	15.38	-42.73	85.74	93.07	54.00	-39.07	Pass	Horizontal

Mode:	802.11 a(HT20Mbps) Transmitting	Channel:	5180
Remark:	AV		

Test Graph

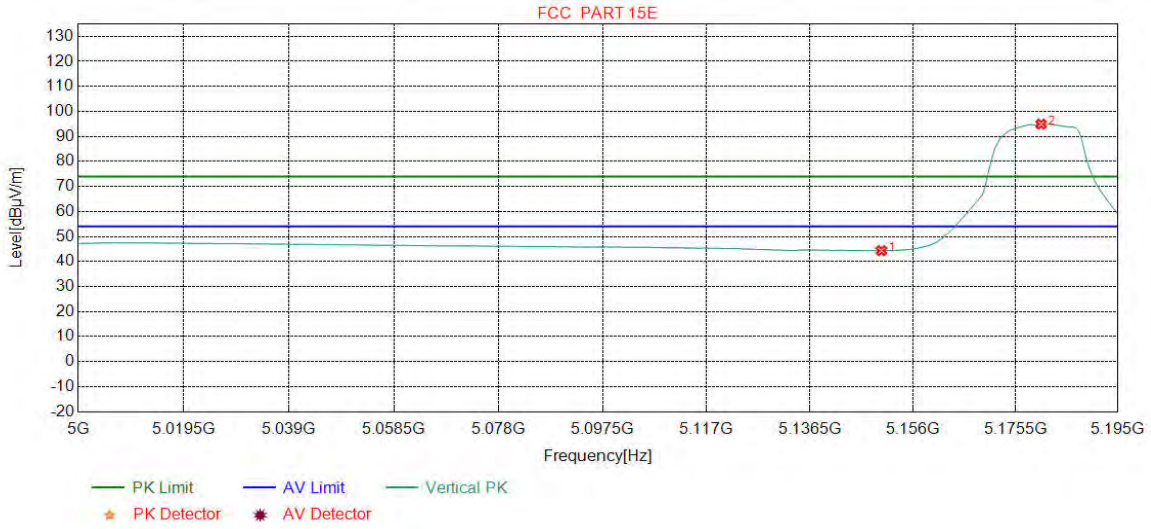

NO	Freq. [MHz]	Ant Factor [dB]	Cable loss [dB]	Pream gain [dB]	Reading [dBμV]	Level [dBμV/m]	Limit [dBμV/m]	Margin [dB]	Result	Polarity
1	5150.0000	34.65	15.08	-42.74	37.37	44.36	54.00	9.64	Pass	Vertical
2	5180.3567	34.68	15.38	-42.73	87.58	94.91	54.00	-40.91	Pass	Vertical

Mode:	802.11 n(HT20Mbps) Transmitting	Channel:	5180
Remark:	PK		

Test Graph

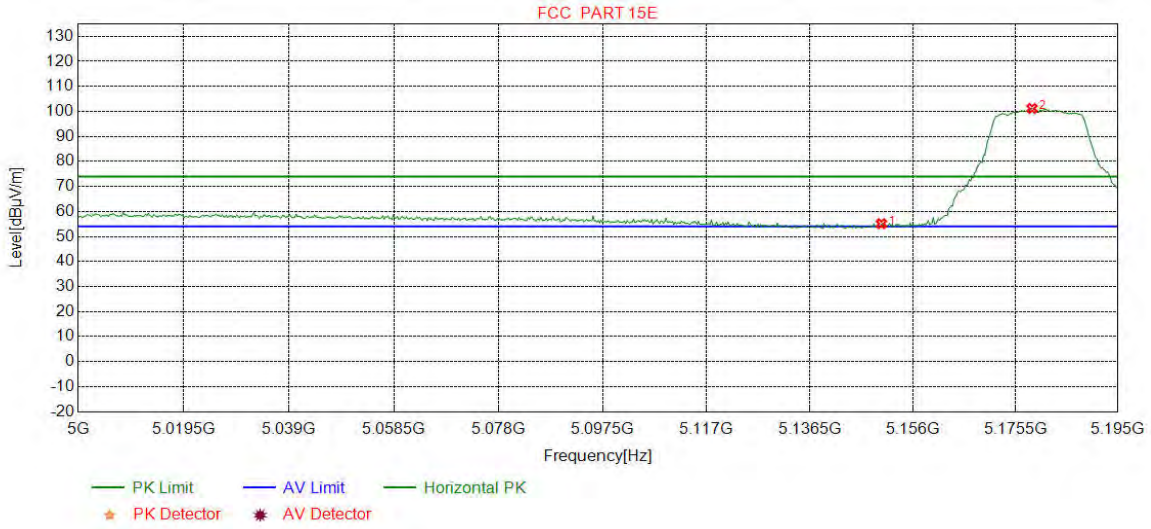

NO	Freq. [MHz]	Ant Factor [dB]	Cable loss [dB]	Pream gain [dB]	Reading [dBμV]	Level [dBμV/m]	Limit [dBμV/m]	Margin [dB]	Result	Polarity
1	5150.0000	34.65	15.08	-42.74	48.13	55.12	74.00	18.88	Pass	Horizontal
2	5178.6483	34.68	15.36	-42.73	93.86	101.17	74.00	-27.17	Pass	Horizontal

Mode:	802.11 n(HT20Mbps) Transmitting	Channel:	5180
Remark:	PK		

Test Graph

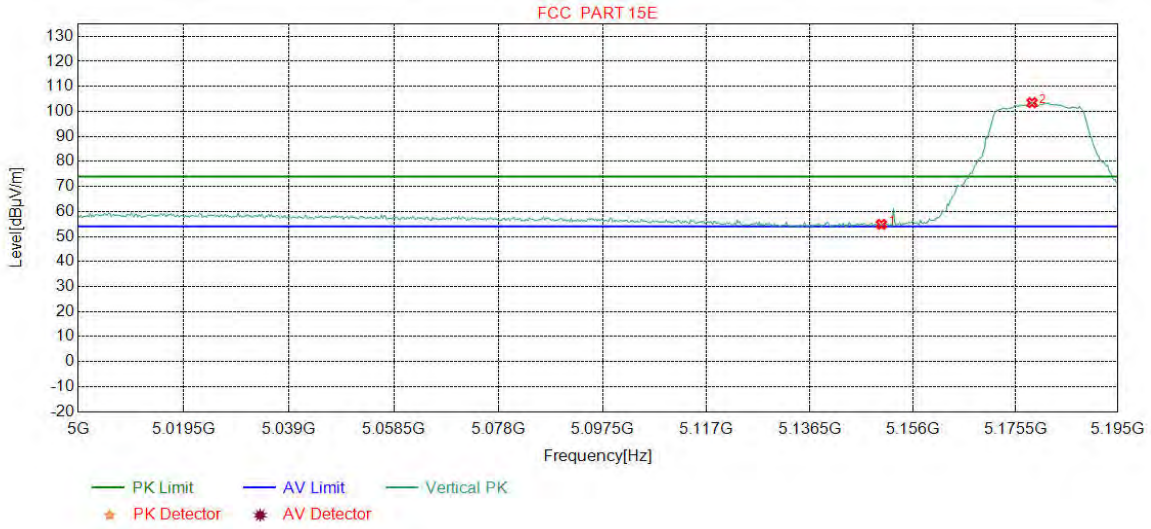

NO	Freq. [MHz]	Ant Factor [dB]	Cable loss [dB]	Pream gain [dB]	Reading [dBμV]	Level [dBμV/m]	Limit [dBμV/m]	Margin [dB]	Result	Polarity
1	5150.0000	34.65	15.08	-42.74	47.87	54.86	74.00	19.14	Pass	Vertical
2	5178.6483	34.68	15.36	-42.73	96.19	103.50	74.00	-29.50	Pass	Vertical

Mode:	802.11 n(HT20Mbps) Transmitting	Channel:	5180
Remark:	AV		

Test Graph

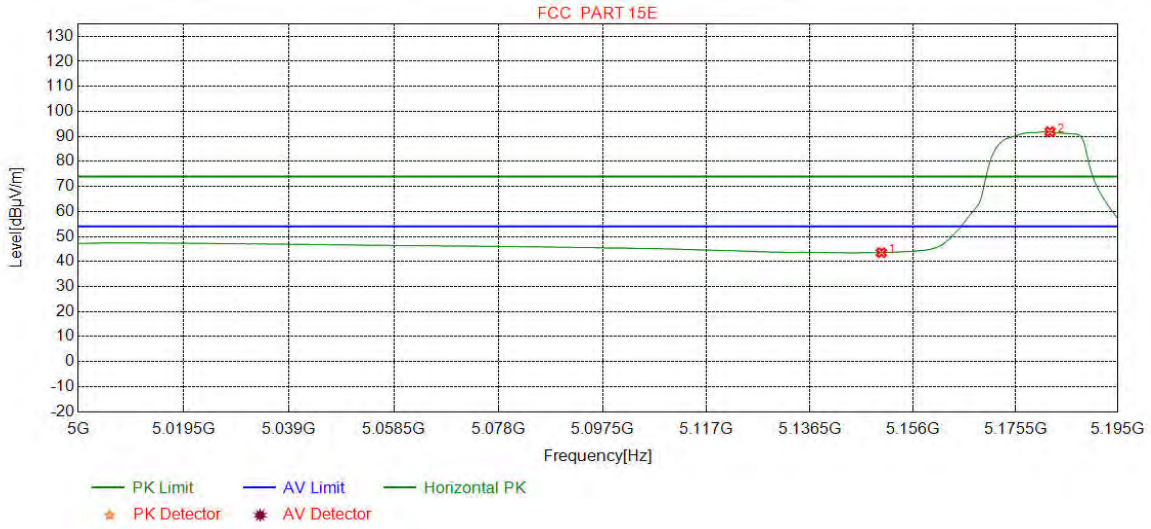

NO	Freq. [MHz]	Ant Factor [dB]	Cable loss [dB]	Pream gain [dB]	Reading [dBμV]	Level [dBμV/m]	Limit [dBμV/m]	Margin [dB]	Result	Polarity
1	5150.0000	34.65	15.08	-42.74	36.58	43.57	54.00	10.43	Pass	Horizontal
2	5182.0651	34.68	15.39	-42.72	84.53	91.88	54.00	-37.88	Pass	Horizontal

Mode:	802.11 n(HT20Mbps) Transmitting	Channel:	5180
Remark:	AV		

Test Graph

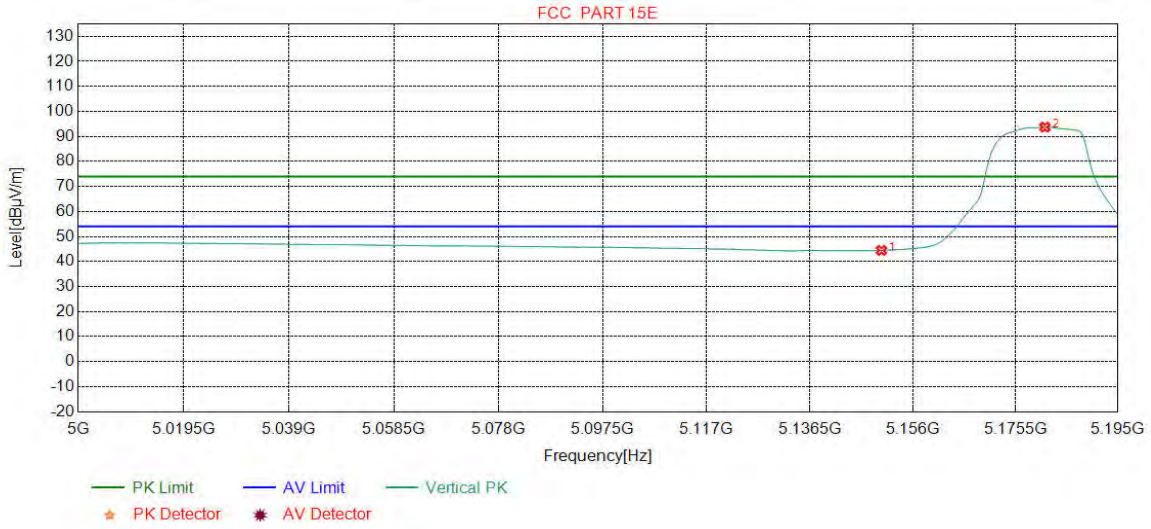

NO	Freq. [MHz]	Ant Factor [dB]	Cable loss [dB]	Pream gain [dB]	Reading [dBμV]	Level [dBμV/m]	Limit [dBμV/m]	Margin [dB]	Result	Polarity
1	5150.0000	34.65	15.08	-42.74	37.47	44.46	54.00	9.54	Pass	Vertical
2	5181.0889	34.68	15.38	-42.72	86.38	93.72	54.00	-39.72	Pass	Vertical

Mode:	802.11 n(HT40Mbps) Transmitting	Channel	5190
Remark:	PK		

Test Graph

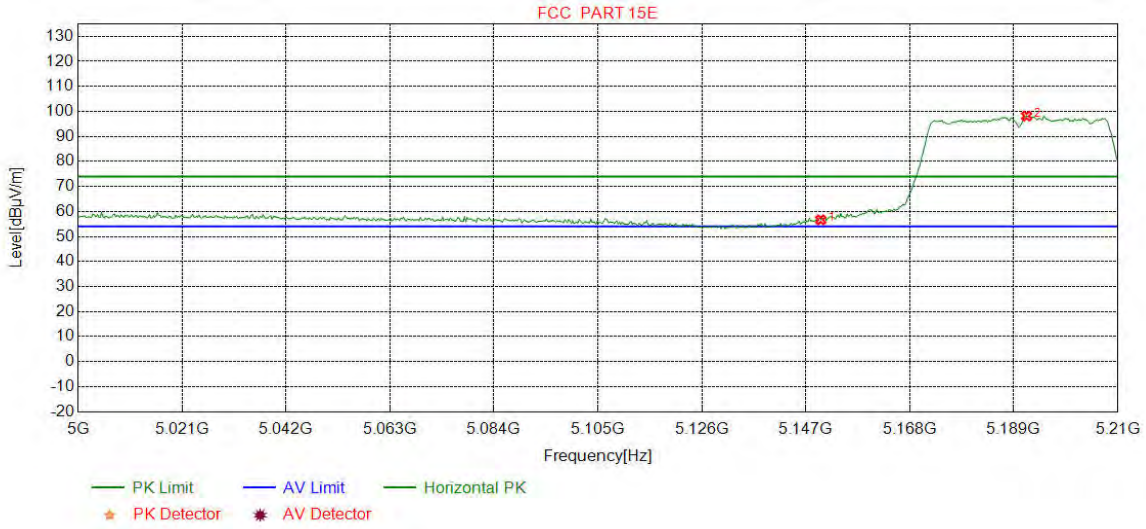

NO	Freq. [MHz]	Ant Factor [dB]	Cable loss [dB]	Pream gain [dB]	Reading [dBμV]	Level [dBμV/m]	Limit [dBμV/m]	Margin [dB]	Result	Polarity
1	5150.0000	34.65	15.08	-42.74	49.68	56.67	74.00	17.33	Pass	Horizontal
2	5191.6020	34.69	15.49	-42.72	90.67	98.13	74.00	-24.13	Pass	Horizontal

Mode:	802.11 n(HT40Mbps) Transmitting	Channel:	5190
Remark:	PK		

Test Graph

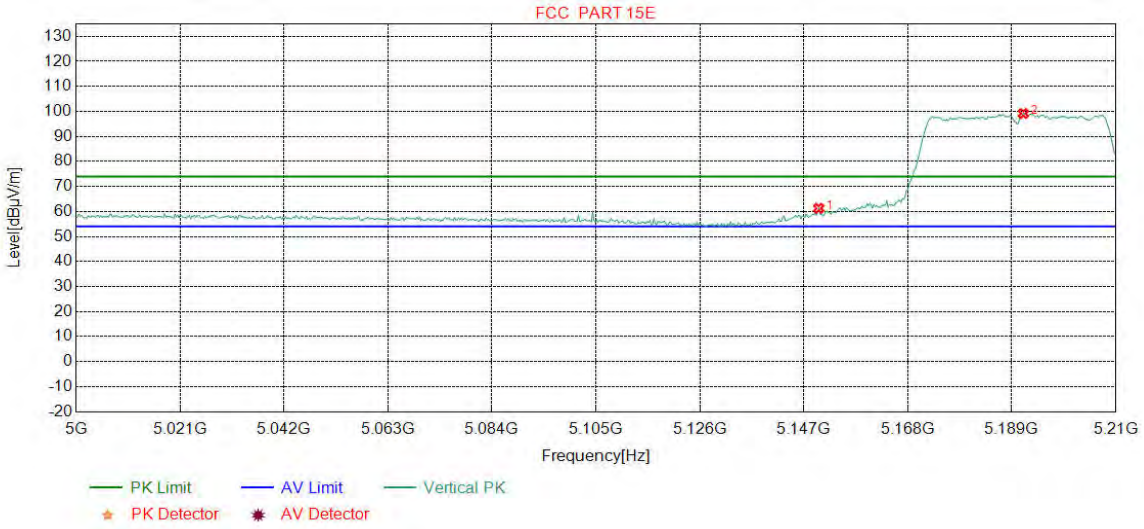

NO	Freq. [MHz]	Ant Factor [dB]	Cable loss [dB]	Pream gain [dB]	Reading [dBμV]	Level [dBμV/m]	Limit [dBμV/m]	Margin [dB]	Result	Polarity
1	5150.0000	34.65	15.08	-42.74	54.30	61.29	74.00	12.71	Pass	Vertical
2	5191.3392	34.69	15.49	-42.73	91.71	99.16	74.00	-25.16	Pass	Vertical

Mode:	802.11 n(HT40Mbps) Transmitting	Channel:	5190
Remark:	AV		

Test Graph

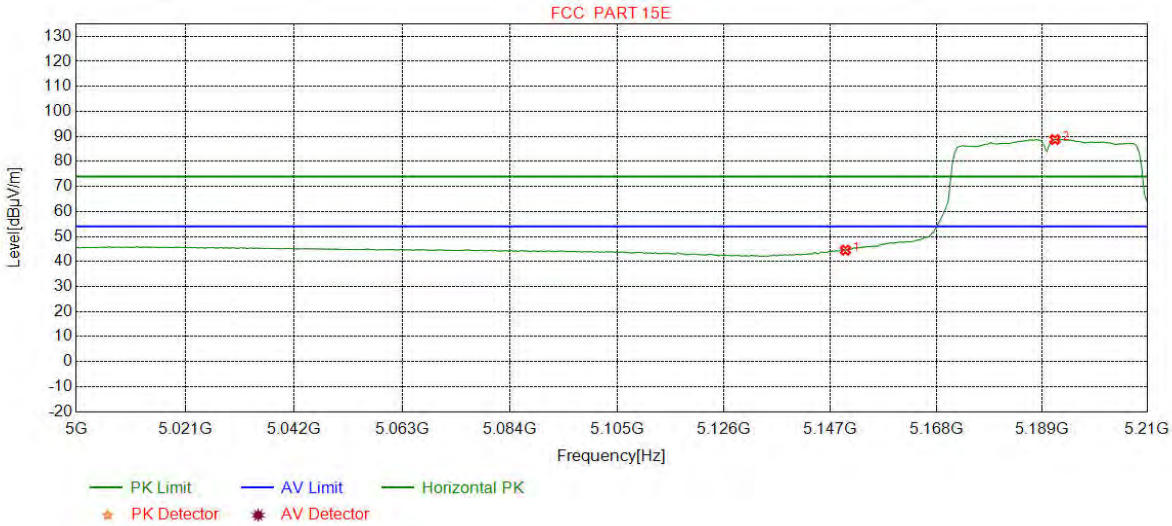

NO	Freq. [MHz]	Ant Factor [dB]	Cable loss [dB]	Pream gain [dB]	Reading [dBμV]	Level [dBμV/m]	Limit [dBμV/m]	Margin [dB]	Result	Polarity
1	5150.0000	34.65	15.08	-42.74	37.57	44.56	54.00	9.44	Pass	Horizontal
2	5191.6020	34.69	15.49	-42.72	81.29	88.75	54.00	-34.75	Pass	Horizontal

Mode:	802.11 n(HT40Mbps) Transmitting	Channel:	5190
Remark:	AV		

Test Graph

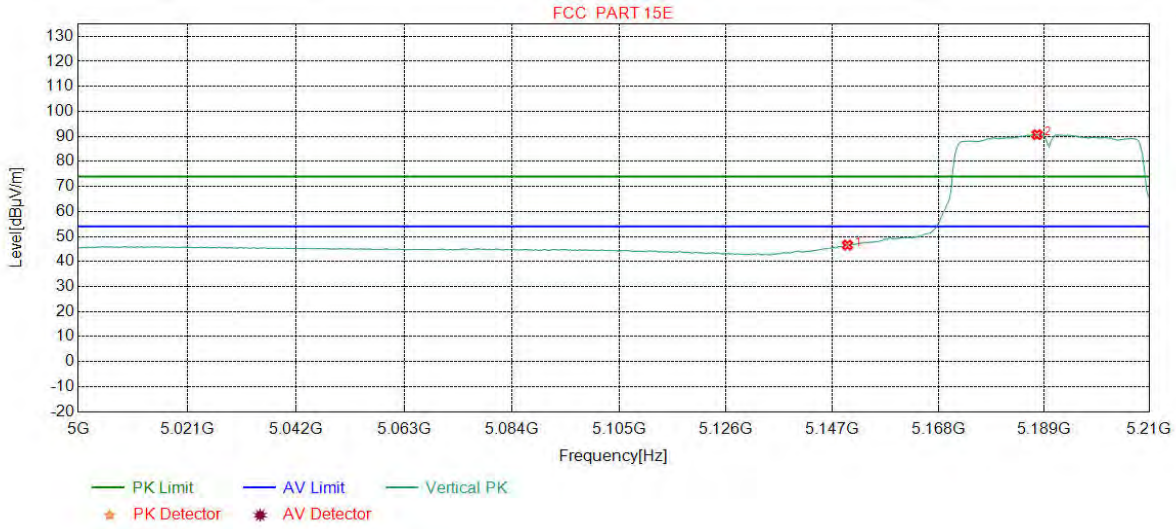

NO	Freq. [MHz]	Ant Factor [dB]	Cable loss [dB]	Pream gain [dB]	Reading [dBμV]	Level [dBμV/m]	Limit [dBμV/m]	Margin [dB]	Result	Polarity
1	5150.0000	34.65	15.08	-42.74	39.56	46.55	54.00	7.45	Pass	Vertical
2	5187.6596	34.69	15.45	-42.73	83.29	90.70	54.00	-36.70	Pass	Vertical

Mode:	802.11 ac(VHT80Mbps) Transmitting	Channel:	5210
Remark:	PK		

Test Graph

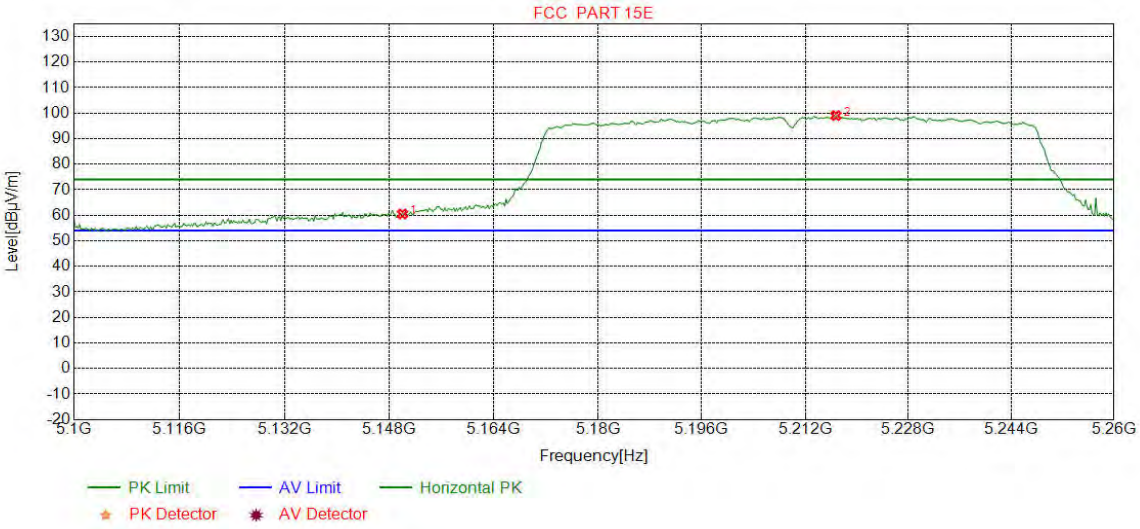

NO	Freq. [MHz]	Ant Factor [dB]	Cable loss [dB]	Pream gain [dB]	Reading [dBμV]	Level [dBμV/m]	Limit [dBμV/m]	Margin [dB]	Result	Polarity
1	5150.0000	34.65	15.08	-42.74	53.53	60.52	74.00	13.48	Pass	Horizontal
2	5216.7459	34.72	15.50	-42.72	91.55	99.05	74.00	-25.05	Pass	Horizontal

Mode:	802.11 ac(VHT80Mbps) Transmitting	Channel:	5210
Remark:	PK		

Test Graph

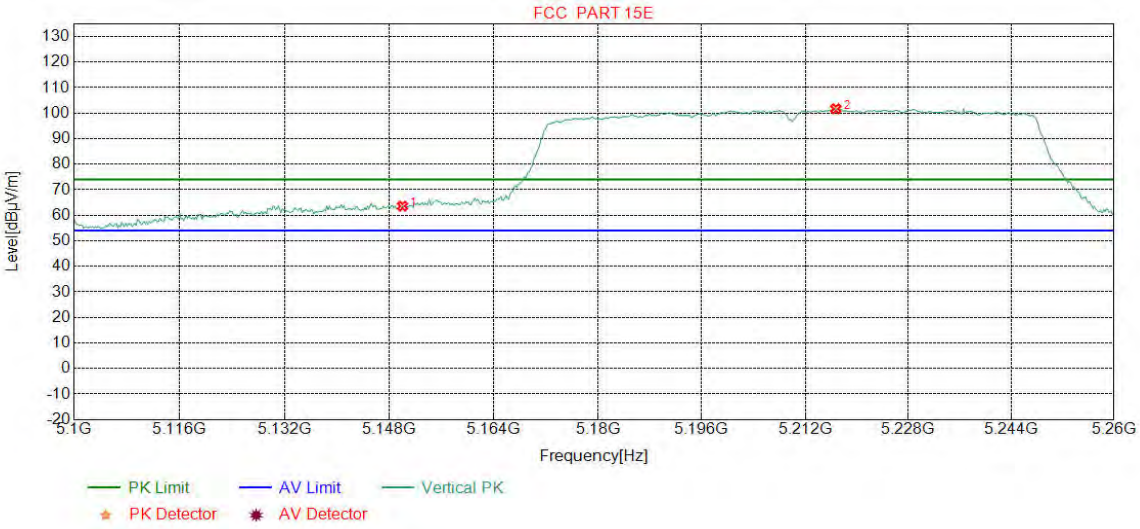

NO	Freq. [MHz]	Ant Factor [dB]	Cable loss [dB]	Pream gain [dB]	Reading [dBμV]	Level [dBμV/m]	Limit [dBμV/m]	Margin [dB]	Result	Polarity
1	5150.0000	34.65	15.08	-42.74	56.61	63.60	74.00	10.40	Pass	Vertical
2	5216.7459	34.72	15.50	-42.72	94.23	101.73	74.00	-27.73	Pass	Vertical

Mode:	802.11 ac(VHT80Mbps) Transmitting	Channel:	5210
Remark:	AV		

Test Graph

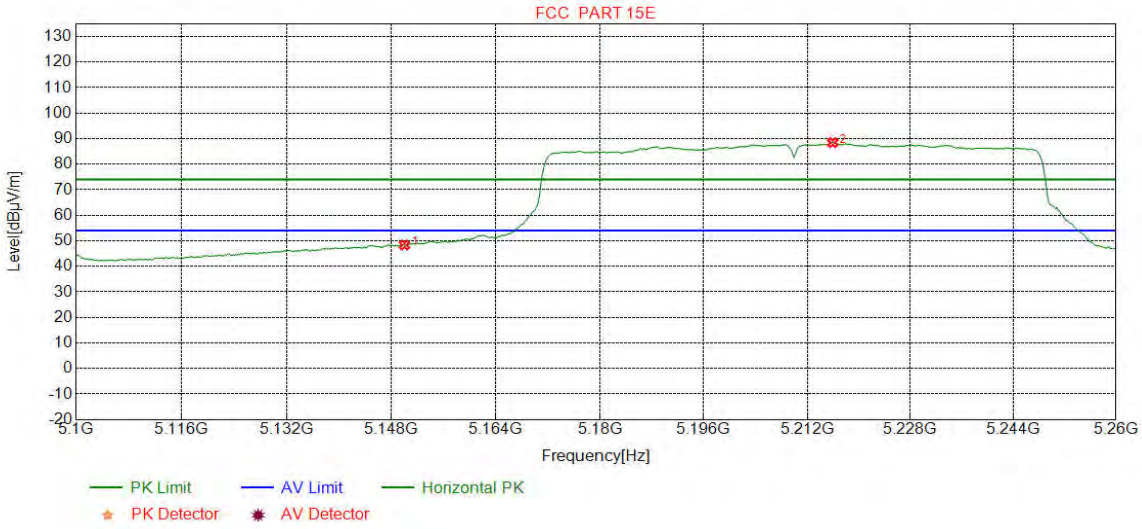

NO	Freq. [MHz]	Ant Factor [dB]	Cable loss [dB]	Pream gain [dB]	Reading [dBμV]	Level [dBμV/m]	Limit [dBμV/m]	Margin [dB]	Result	Polarity
1	5150.0000	34.65	15.08	-42.74	41.35	48.34	54.00	5.66	Pass	Horizontal
2	5215.9449	34.72	15.50	-42.72	80.96	88.46	54.00	-34.46	Pass	Horizontal

Mode:	802.11 ac(VHT80Mbps) Transmitting	Channel:	5210
Remark:	AV		

Test Graph

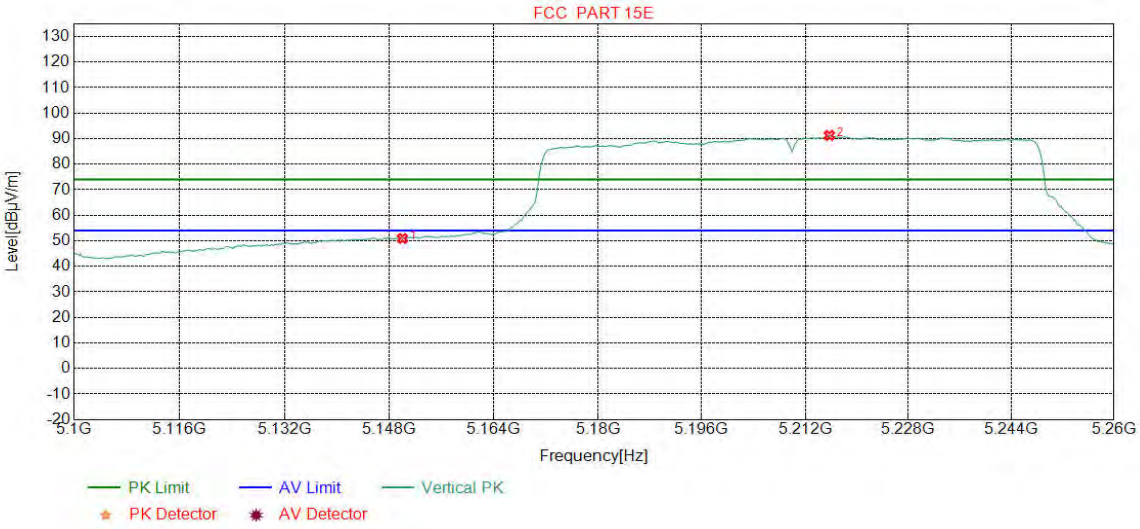

NO	Freq. [MHz]	Ant Factor [dB]	Cable loss [dB]	Pream gain [dB]	Reading [dBμV]	Level [dBμV/m]	Limit [dBμV/m]	Margin [dB]	Result	Polarity
1	5150.0000	34.65	15.08	-42.74	43.97	50.96	54.00	3.04	Pass	Vertical
2	5215.7447	34.72	15.50	-42.72	83.79	91.29	54.00	-37.29	Pass	Vertical

Mode:	802.11 a(HT20Mbps) Transmitting	Channel:	5320
Remark:	PK		

Test Graph

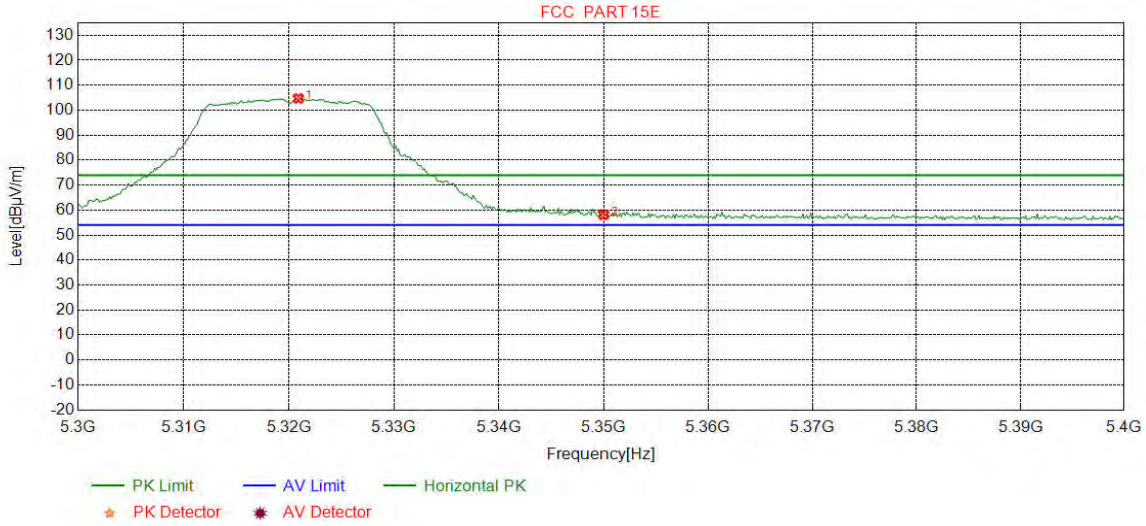

NO	Freq. [MHz]	Ant Factor [dB]	Cable loss [dB]	Pream gain [dB]	Reading [dBµV]	Level [dBµV/m]	Limit [dBµV/m]	Margin [dB]	Result	Polarity
1	5320.9011	34.82	15.66	-42.67	96.89	104.70	74.00	-30.70	Pass	Horizontal
2	5350.0000	34.85	15.92	-42.66	50.04	58.15	74.00	15.85	Pass	Horizontal

Mode:	802.11 a(HT20Mbps) Transmitting	Channel:	5320
Remark:	PK		

Test Graph

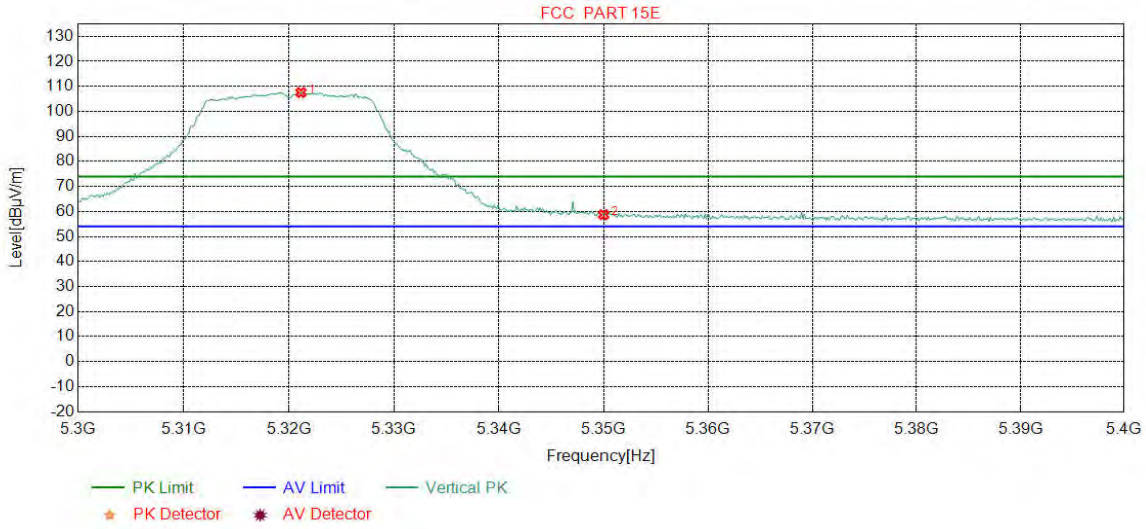

NO	Freq. [MHz]	Ant Factor [dB]	Cable loss [dB]	Pream gain [dB]	Reading [dBμV]	Level [dBμV/m]	Limit [dBμV/m]	Margin [dB]	Result	Polarity
1	5321.1514	34.82	15.66	-42.67	99.72	107.53	74.00	-33.53	Pass	Vertical
2	5350.0000	34.85	15.92	-42.66	50.60	58.71	74.00	15.29	Pass	Vertical

Mode:	802.11 a(HT20Mbps) Transmitting	Channel:	5320
Remark:	AV		

Test Graph

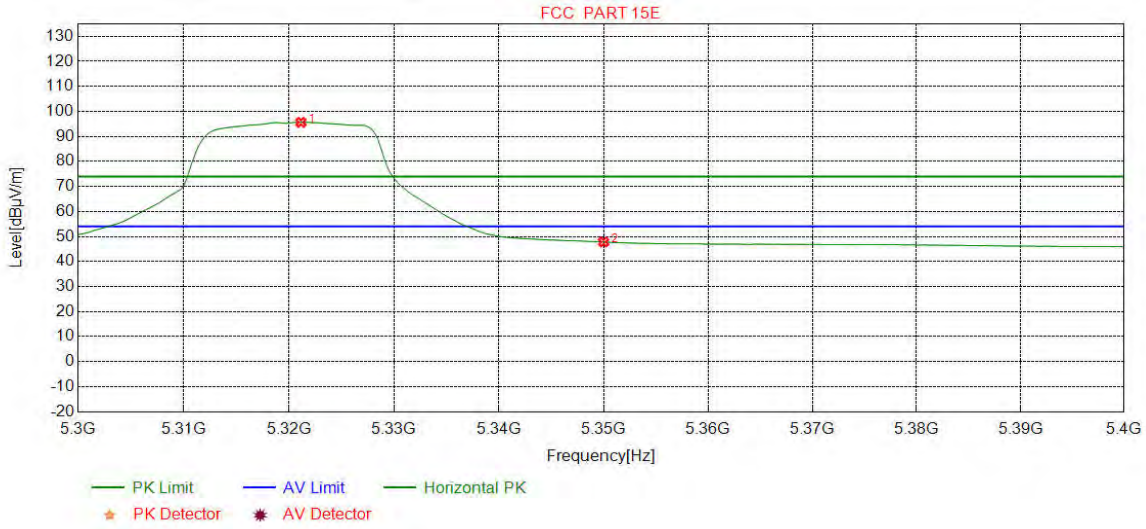

NO	Freq. [MHz]	Ant Factor [dB]	Cable loss [dB]	Pream gain [dB]	Reading [dBμV]	Level [dBμV/m]	Limit [dBμV/m]	Margin [dB]	Result	Polarity
1	5321.1514	34.82	15.66	-42.67	87.84	95.65	54.00	-41.65	Pass	Horizontal
2	5350.0000	34.85	15.92	-42.66	39.71	47.82	54.00	6.18	Pass	Horizontal

Mode:	802.11 a(HT20Mbps) Transmitting	Channel:	5320
Remark:	AV		

Test Graph

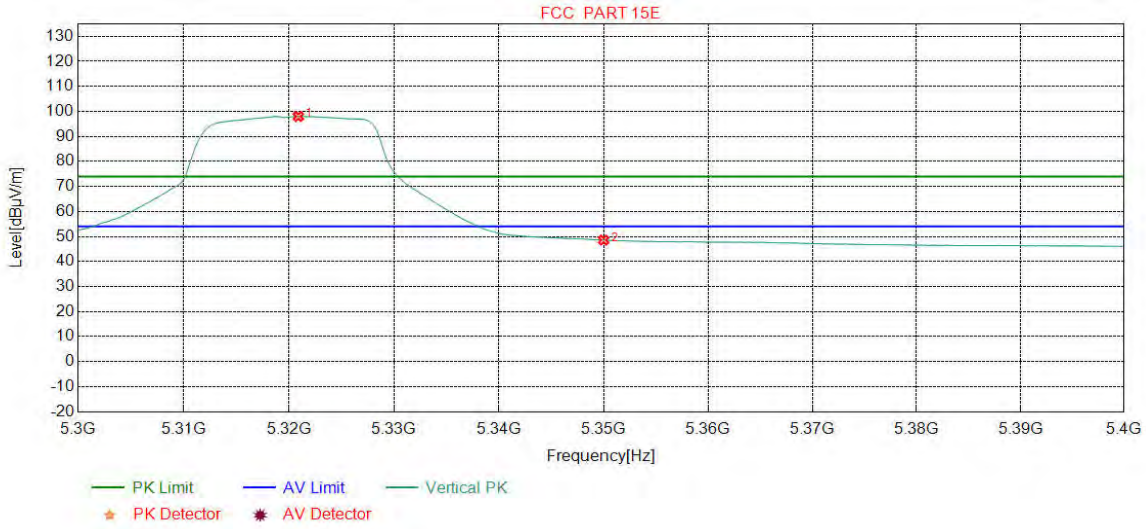

NO	Freq. [MHz]	Ant Factor [dB]	Cable loss [dB]	Pream gain [dB]	Reading [dBμV]	Level [dBμV/m]	Limit [dBμV/m]	Margin [dB]	Result	Polarity
1	5320.9011	34.82	15.66	-42.67	90.18	97.99	54.00	-43.99	Pass	Vertical
2	5350.0000	34.85	15.92	-42.66	40.46	48.57	54.00	5.43	Pass	Vertical

Mode:	802.11 n(HT20Mbps) Transmitting	Channel:	5320
Remark:	PK		

Test Graph

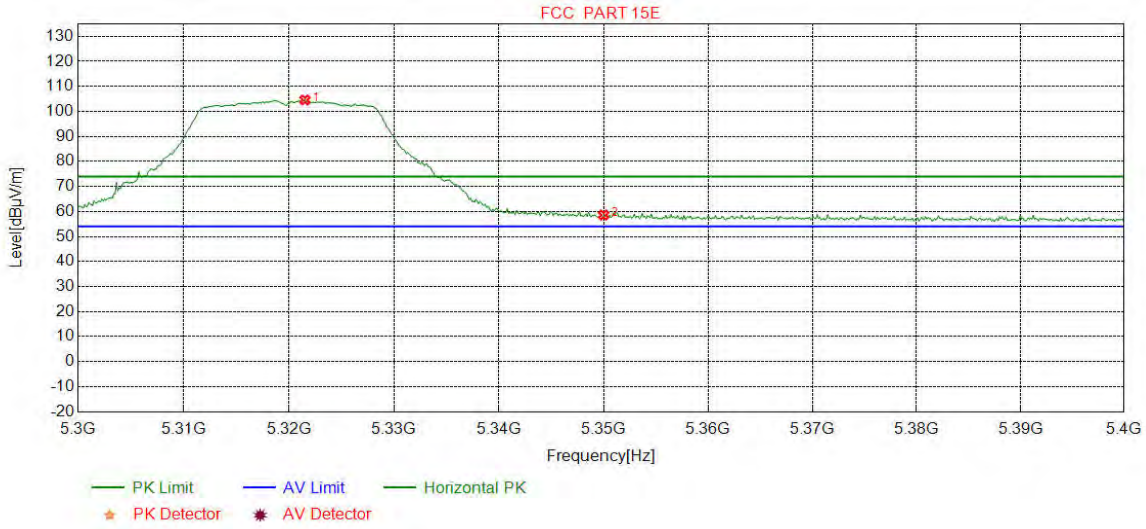

NO	Freq. [MHz]	Ant Factor [dB]	Cable loss [dB]	Pream gain [dB]	Reading [dBμV]	Level [dBμV/m]	Limit [dBμV/m]	Margin [dB]	Result	Polarity
1	5321.5269	34.82	15.66	-42.67	96.75	104.56	74.00	-30.56	Pass	Horizontal
2	5350.0000	34.85	15.92	-42.66	50.47	58.58	74.00	15.42	Pass	Horizontal

Mode:	802.11 n(HT20Mbps) Transmitting	Channel:	5320
Remark:	PK		

Test Graph

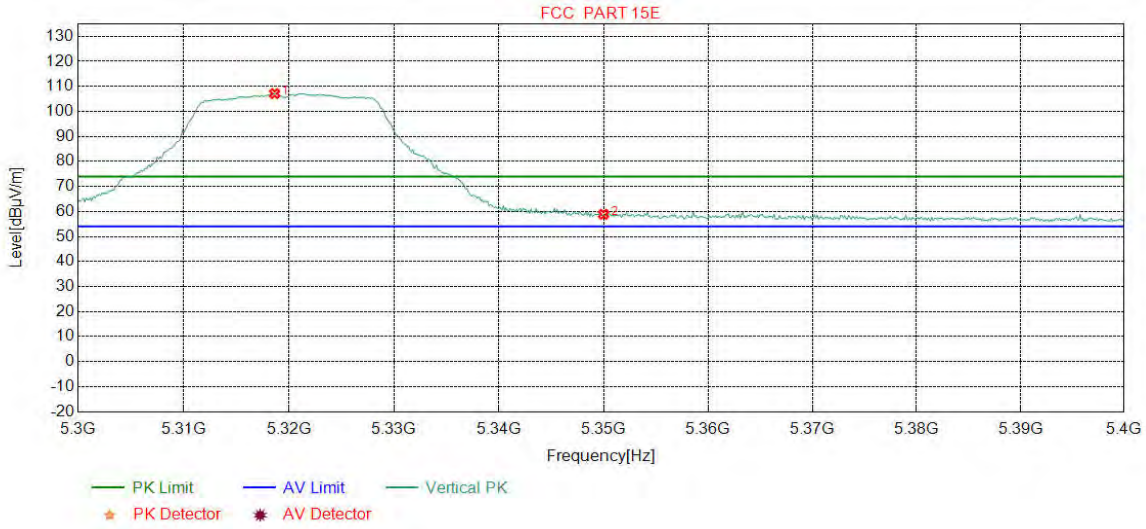

NO	Freq. [MHz]	Ant Factor [dB]	Cable loss [dB]	Pream gain [dB]	Reading [dBμV]	Level [dBμV/m]	Limit [dBμV/m]	Margin [dB]	Result	Polarity
1	5318.6483	34.82	15.64	-42.68	99.34	107.12	74.00	-33.12	Pass	Vertical
2	5350.0000	34.85	15.92	-42.66	50.76	58.87	74.00	15.13	Pass	Vertical

Mode:	802.11 n(HT20Mbps) Transmitting	Channel:	5320
Remark:	AV		

Test Graph

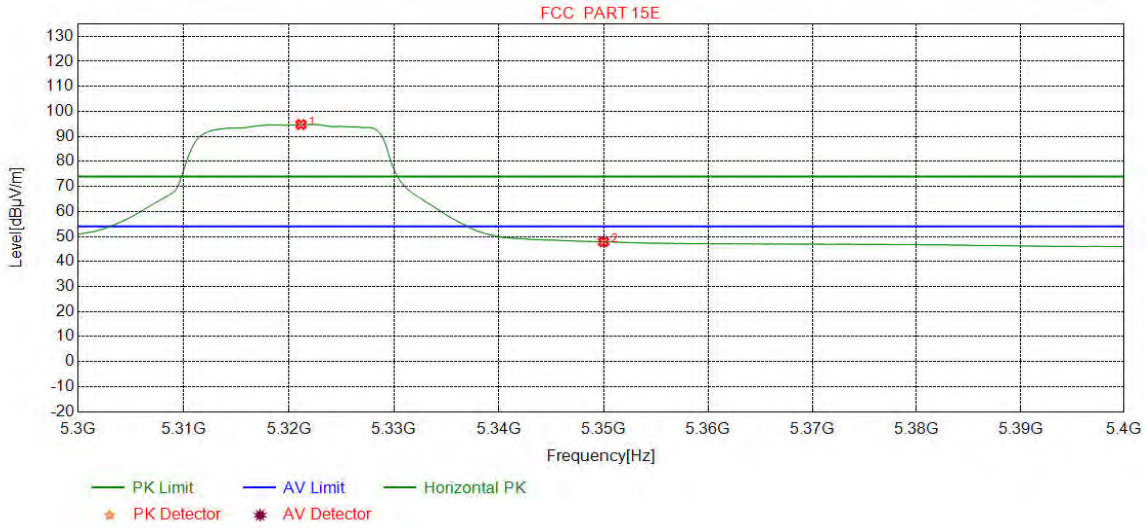

NO	Freq. [MHz]	Ant Factor [dB]	Cable loss [dB]	Pream gain [dB]	Reading [dBμV]	Level [dBμV/m]	Limit [dBμV/m]	Margin [dB]	Result	Polarity
1	5321.1514	34.82	15.66	-42.67	86.96	94.77	54.00	-40.77	Pass	Horizontal
2	5350.0000	34.85	15.92	-42.66	39.77	47.88	54.00	6.12	Pass	Horizontal

Mode:	802.11 n(HT20Mbps) Transmitting	Channel:	5320
Remark:	AV		

Test Graph

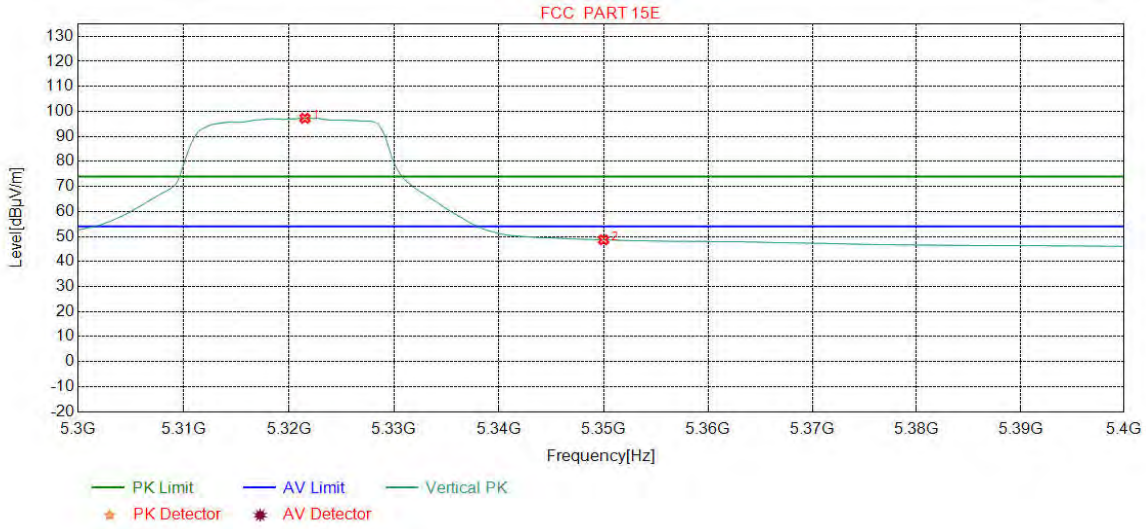

NO	Freq. [MHz]	Ant Factor [dB]	Cable loss [dB]	Pream gain [dB]	Reading [dBμV]	Level [dBμV/m]	Limit [dBμV/m]	Margin [dB]	Result	Polarity
1	5321.5269	34.82	15.66	-42.67	89.45	97.26	54.00	-43.26	Pass	Vertical
2	5350.0000	34.85	15.92	-42.66	40.57	48.68	54.00	5.32	Pass	Vertical

Mode:	802.11 n(HT40Mbps) Transmitting	Channel:	5310
Remark:	PK		

Test Graph

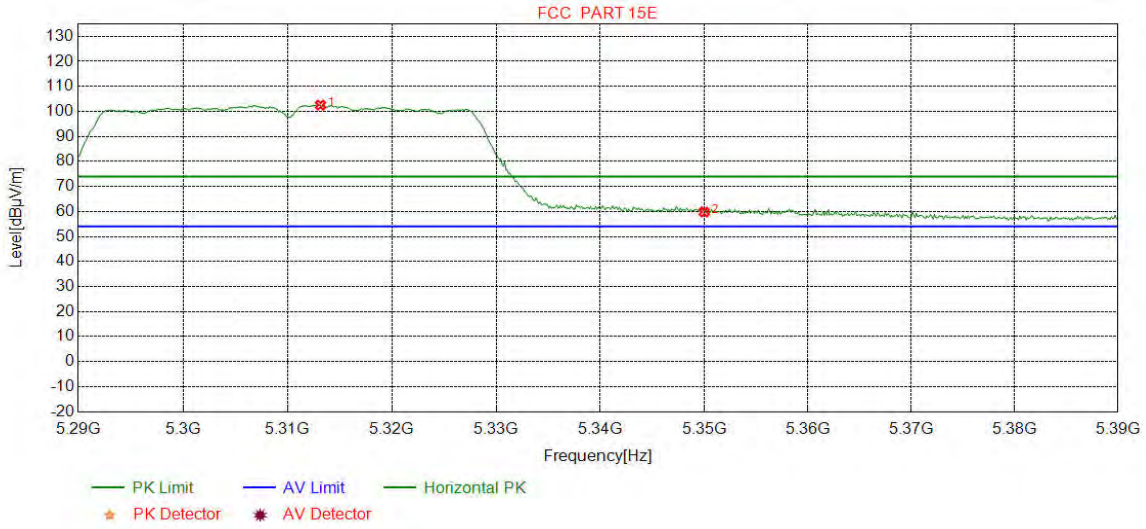

NO	Freq. [MHz]	Ant Factor [dB]	Cable loss [dB]	Pream gain [dB]	Reading [dBμV]	Level [dBμV/m]	Limit [dBμV/m]	Margin [dB]	Result	Polarity
1	5313.1539	34.81	15.59	-42.67	94.79	102.52	74.00	-28.52	Pass	Horizontal
2	5350.0000	34.85	15.92	-42.66	51.68	59.79	74.00	14.21	Pass	Horizontal

Mode:	802.11 n(HT40Mbps) Transmitting	Channel:	5310
Remark:	PK		

Test Graph

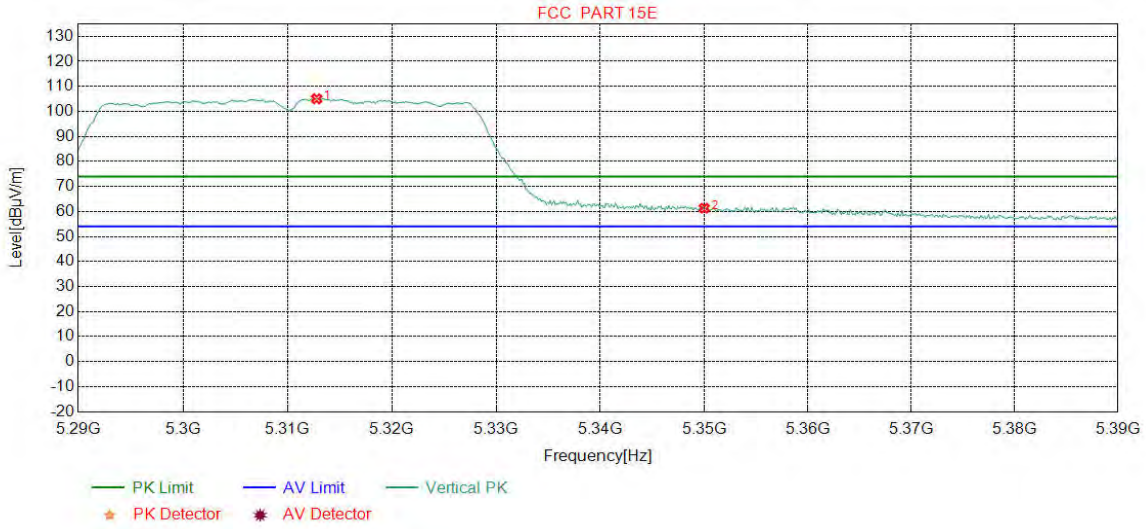

NO	Freq. [MHz]	Ant Factor [dB]	Cable loss [dB]	Pream gain [dB]	Reading [dBμV]	Level [dBμV/m]	Limit [dBμV/m]	Margin [dB]	Result	Polarity
1	5312.7785	34.81	15.59	-42.68	97.32	105.04	74.00	-31.04	Pass	Vertical
2	5350.0000	34.85	15.92	-42.66	53.18	61.29	74.00	12.71	Pass	Vertical

Mode:	802.11 n(HT40Mbps) Transmitting	Channel:	5310
Remark:	AV		

Test Graph

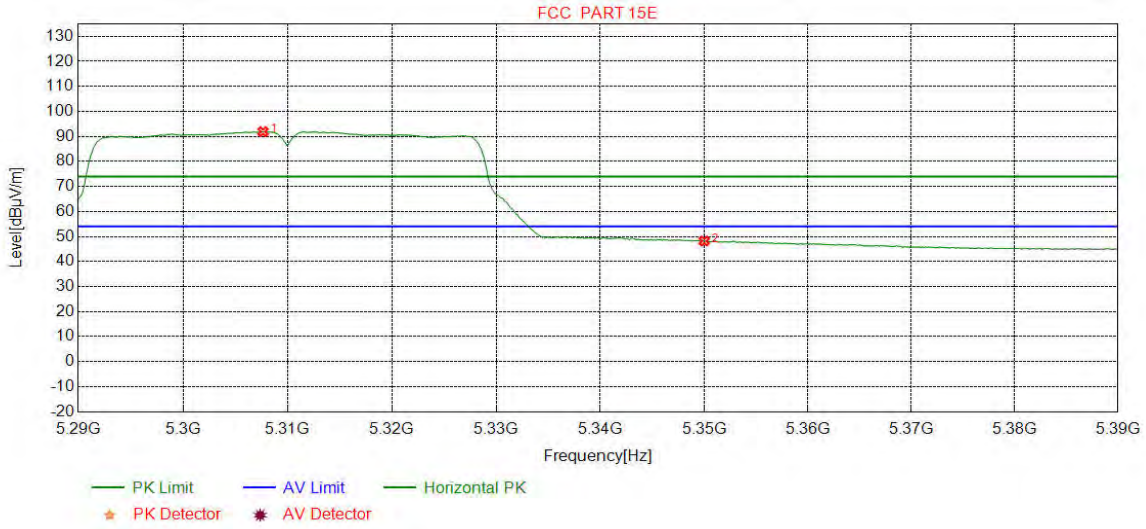

NO	Freq. [MHz]	Ant Factor [dB]	Cable loss [dB]	Pream gain [dB]	Reading [dBμV]	Level [dBμV/m]	Limit [dBμV/m]	Margin [dB]	Result	Polarity
1	5307.6471	34.81	15.54	-42.68	84.23	91.90	54.00	-37.90	Pass	Horizontal
2	5350.0000	34.85	15.92	-42.66	40.09	48.20	54.00	5.80	Pass	Horizontal

Mode:	802.11 n(HT40Mbps) Transmitting	Channel:	5310
Remark:	AV		

Test Graph

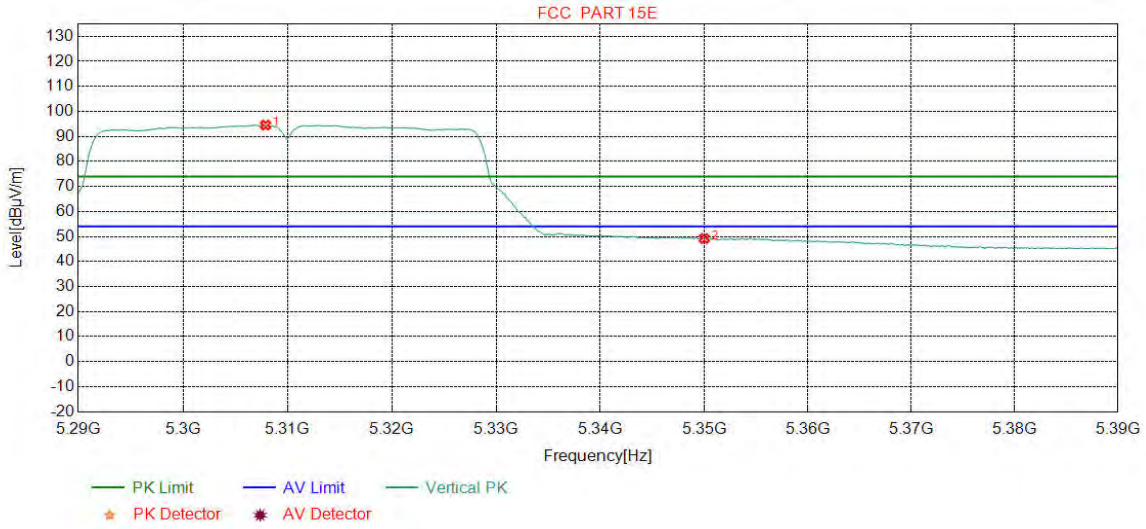

NO	Freq. [MHz]	Ant Factor [dB]	Cable loss [dB]	Pream gain [dB]	Reading [dBμV]	Level [dBμV/m]	Limit [dBμV/m]	Margin [dB]	Result	Polarity
1	5307.8974	34.81	15.54	-42.68	86.86	94.53	54.00	-40.53	Pass	Vertical
2	5350.0000	34.85	15.92	-42.66	41.09	49.20	54.00	4.80	Pass	Vertical

Mode:	802.11 ac(VHT80Mbps) Transmitting	Channel:	5290
Remark:	PK		

Test Graph

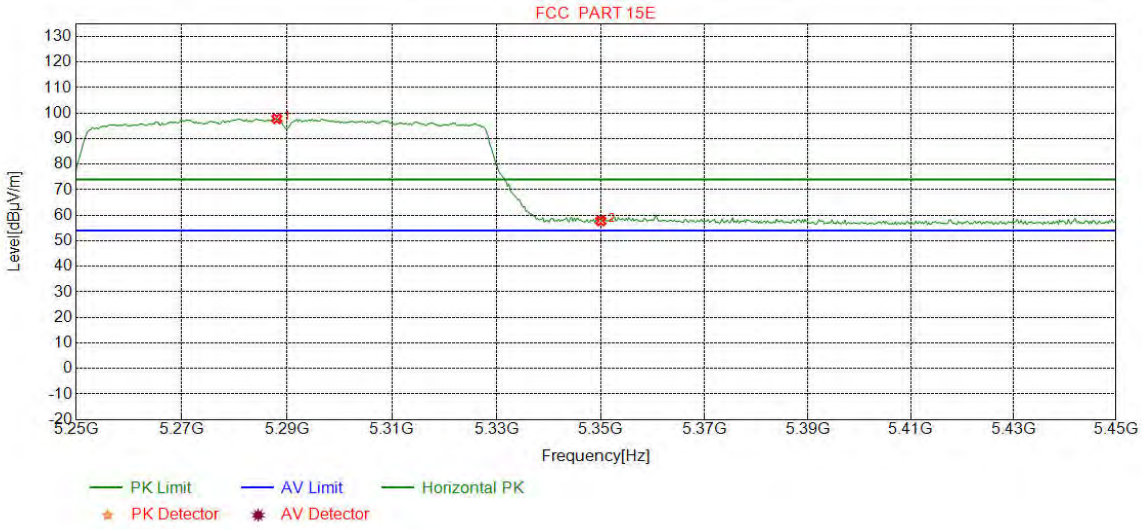

NO	Freq. [MHz]	Ant Factor [dB]	Cable loss [dB]	Pream gain [dB]	Reading [dBμV]	Level [dBμV/m]	Limit [dBμV/m]	Margin [dB]	Result	Polarity
1	5288.0476	34.79	15.44	-42.69	90.28	97.82	74.00	-23.82	Pass	Horizontal
2	5350.0000	34.85	15.92	-42.66	49.68	57.79	74.00	16.21	Pass	Horizontal

Mode:	802.11 ac(VHT80Mbps) Transmitting	Channel:	5290
Remark:	PK		

Test Graph

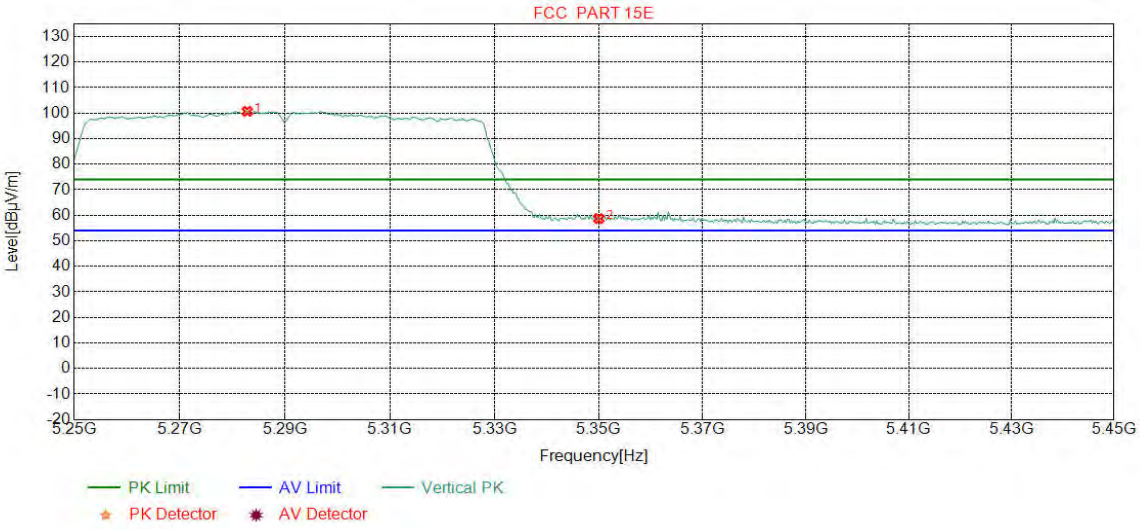

NO	Freq. [MHz]	Ant Factor [dB]	Cable loss [dB]	Pream gain [dB]	Reading [dBμV]	Level [dBμV/m]	Limit [dBμV/m]	Margin [dB]	Result	Polarity
1	5282.7910	34.78	15.43	-42.69	93.20	100.72	74.00	-26.72	Pass	Vertical
2	5350.0000	34.85	15.92	-42.66	50.61	58.72	74.00	15.28	Pass	Vertical

Mode:	802.11 ac(VHT80Mbps) Transmitting	Channel:	5290
Remark:	AV		

Test Graph

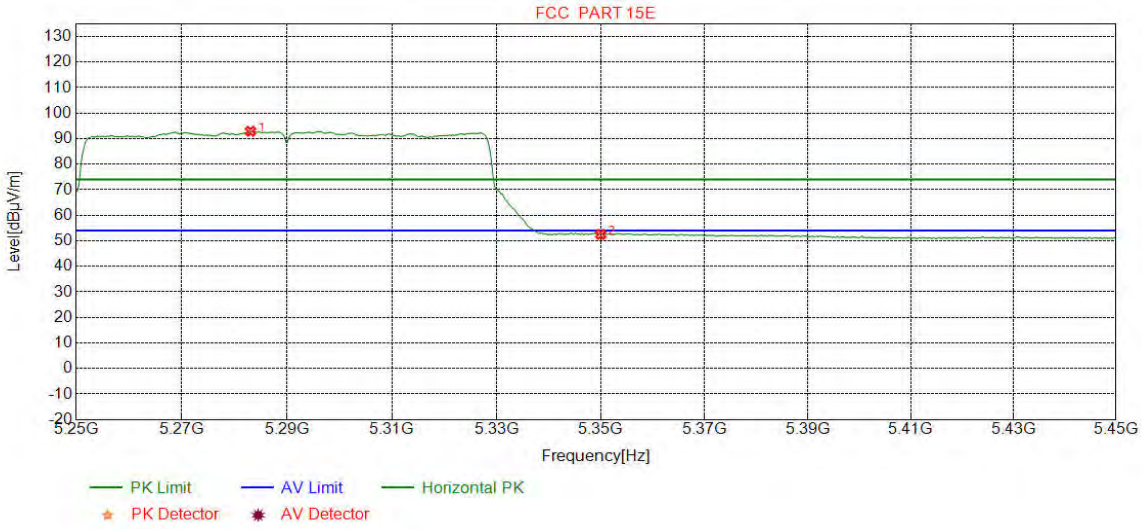

NO	Freq. [MHz]	Ant Factor [dB]	Cable loss [dB]	Pream gain [dB]	Reading [dBμV]	Level [dBμV/m]	Limit [dBμV/m]	Margin [dB]	Result	Polarity
1	5283.0413	34.78	15.43	-35.96	78.66	92.91	54.00	-38.91	Pass	Horizontal
2	5350.0000	34.85	15.92	-35.92	37.69	52.54	54.00	1.46	Pass	Horizontal

Mode:	802.11 ac(VHT80Mbps) Transmitting	Channel:	5290
Remark:	AV		

Test Graph

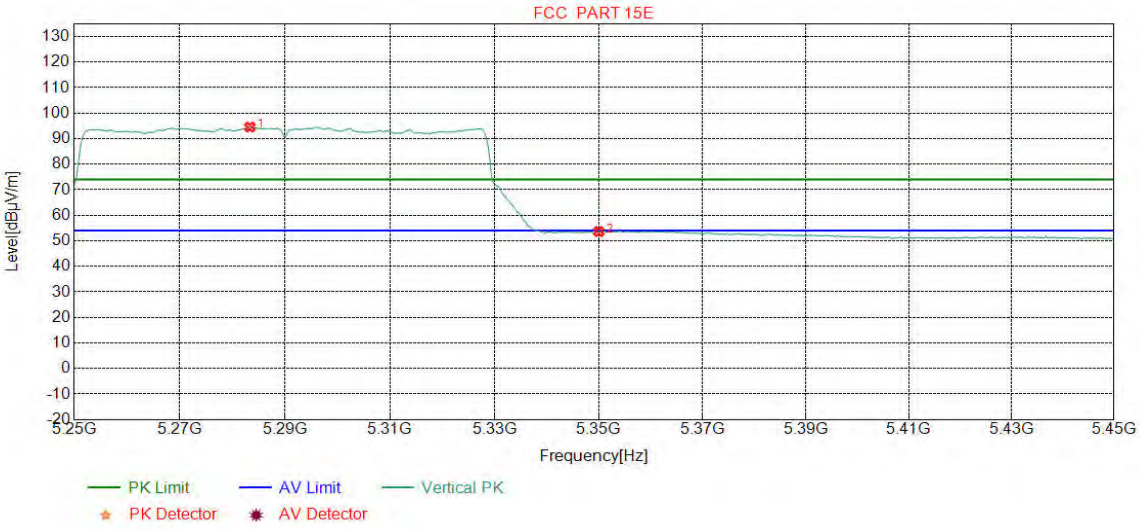

NO	Freq. [MHz]	Ant Factor [dB]	Cable loss [dB]	Pream gain [dB]	Reading [dBμV]	Level [dBμV/m]	Limit [dBμV/m]	Margin [dB]	Result	Polarity
1	5283.2916	34.78	15.43	-35.96	80.33	94.58	54.00	-40.58	Pass	Vertical
2	5350.0000	34.85	15.92	-35.92	38.78	53.63	54.00	0.37	Pass	Vertical

Mode:	802.11 a(HT20Mbps) Transmitting	Channel:	5500
Remark:	PK		

Test Graph

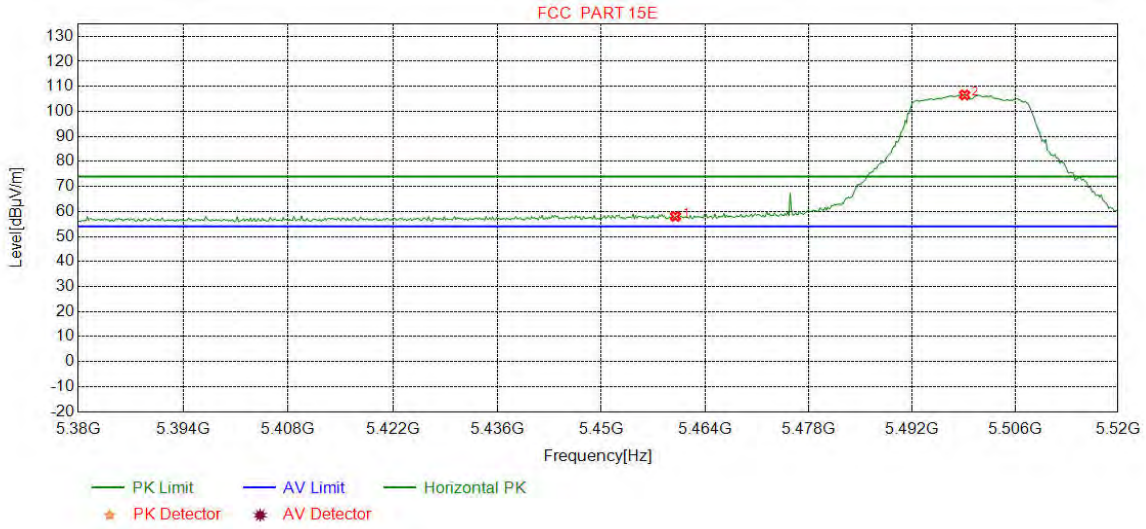

NO	Freq. [MHz]	Ant Factor [dB]	Cable loss [dB]	Pream gain [dB]	Reading [dBμV]	Level [dBμV/m]	Limit [dBμV/m]	Margin [dB]	Result	Polarity
1	5460.0000	34.96	16.02	-42.61	49.69	58.06	74.00	15.94	Pass	Horizontal
2	5499.1489	35.00	15.92	-42.60	98.27	106.59	74.00	-32.59	Pass	Horizontal

Mode:	802.11 a(HT20Mbps) Transmitting	Channel:	5500
Remark:	PK		

Test Graph

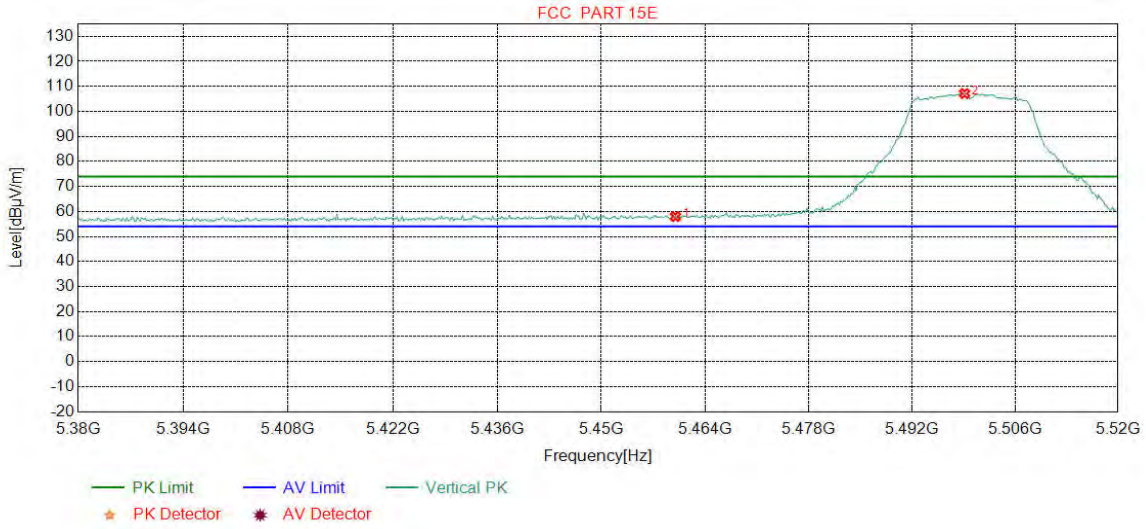

NO	Freq. [MHz]	Ant Factor [dB]	Cable loss [dB]	Pream gain [dB]	Reading [dBμV]	Level [dBμV/m]	Limit [dBμV/m]	Margin [dB]	Result	Polarity
1	5460.0000	34.96	16.02	-42.61	49.59	57.96	74.00	16.04	Pass	Vertical
2	5499.1489	35.00	15.92	-42.60	98.83	107.15	74.00	-33.15	Pass	Vertical

Mode:	802.11 a(HT20Mbps) Transmitting	Channel:	5500
Remark:	AV		

Test Graph

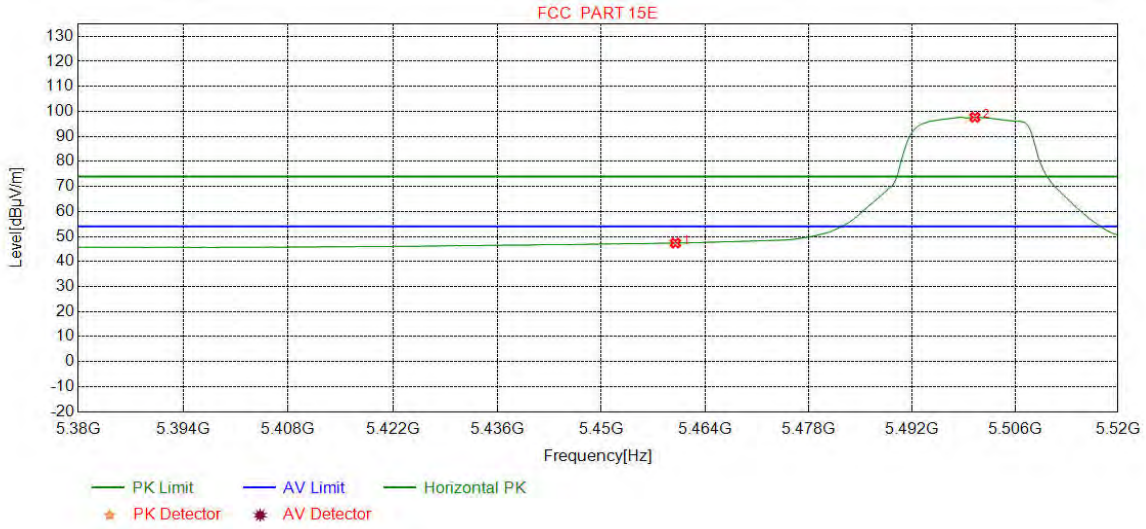

NO	Freq. [MHz]	Ant Factor [dB]	Cable loss [dB]	Pream gain [dB]	Reading [dBμV]	Level [dBμV/m]	Limit [dBμV/m]	Margin [dB]	Result	Polarity
1	5460.0000	34.96	16.02	-42.61	39.01	47.38	54.00	6.62	Pass	Horizontal
2	5500.5507	35.00	15.91	-42.60	89.33	97.64	54.00	-43.64	Pass	Horizontal

Mode:	802.11 a(HT20Mbps) Transmitting	Channel:	5500
Remark:	AV		

Test Graph

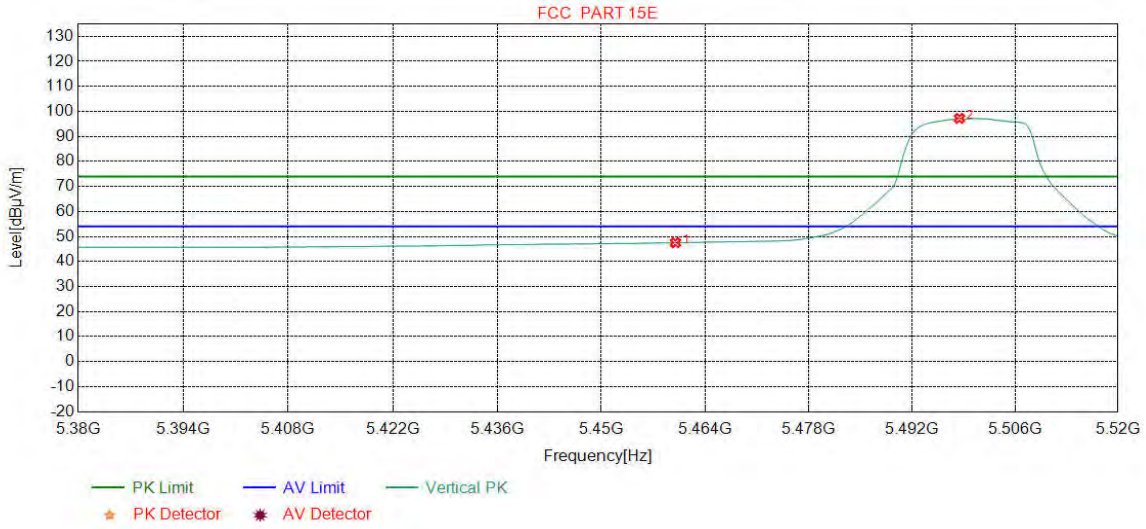

NO	Freq. [MHz]	Ant Factor [dB]	Cable loss [dB]	Pream gain [dB]	Reading [dBμV]	Level [dBμV/m]	Limit [dBμV/m]	Margin [dB]	Result	Polarity
1	5460.0000	34.96	16.02	-42.61	39.15	47.52	54.00	6.48	Pass	Vertical
2	5498.4481	35.00	15.92	-42.60	88.88	97.20	54.00	-43.20	Pass	Vertical

Mode:	802.11 n(HT20Mbps) Transmitting	Channel:	5500
Remark:	PK		

Test Graph

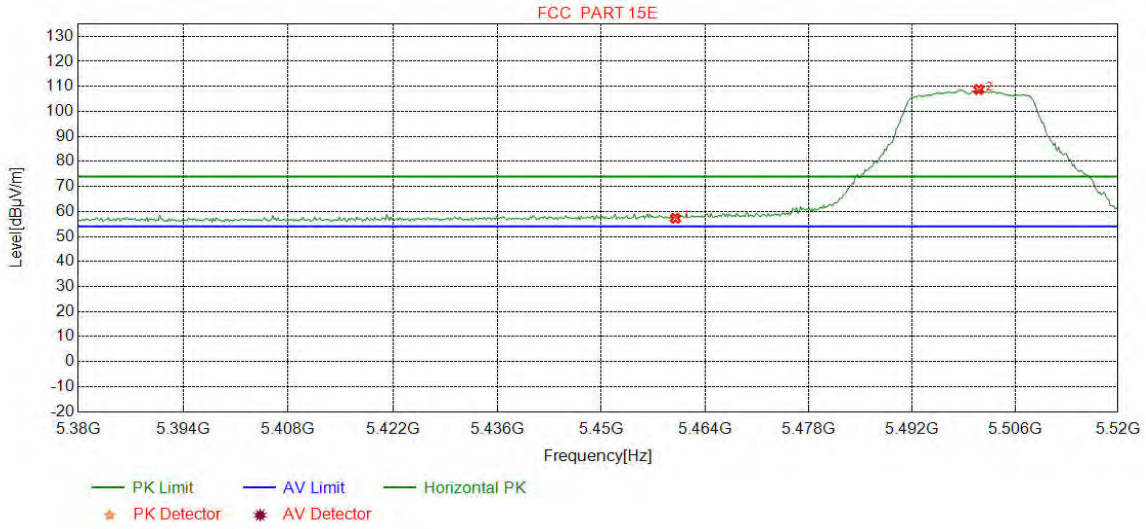

NO	Freq. [MHz]	Ant Factor [dB]	Cable loss [dB]	Pream gain [dB]	Reading [dBμV]	Level [dBμV/m]	Limit [dBμV/m]	Margin [dB]	Result	Polarity
1	5460.0000	34.96	16.02	-42.61	48.92	57.29	74.00	16.71	Pass	Horizontal
2	5501.0763	35.00	15.90	-42.59	100.46	108.77	74.00	-34.77	Pass	Horizontal

Mode:	802.11 n(HT20Mbps) Transmitting	Channel:	5500
Remark:	PK		

Test Graph

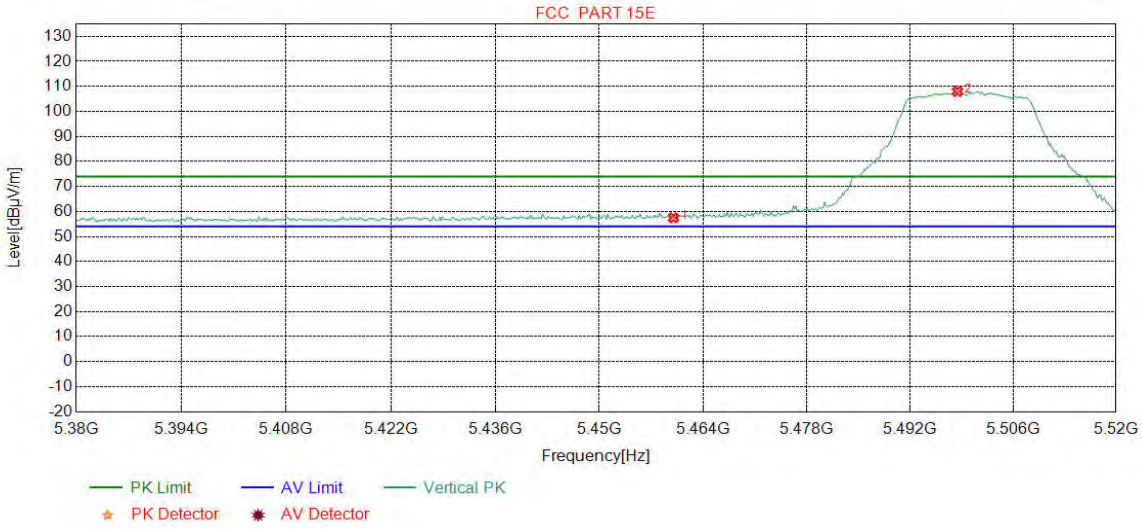

NO	Freq. [MHz]	Ant Factor [dB]	Cable loss [dB]	Pream gain [dB]	Reading [dBμV]	Level [dBμV/m]	Limit [dBμV/m]	Margin [dB]	Result	Polarity
1	5460.0000	34.96	16.02	-42.61	49.11	57.48	74.00	16.52	Pass	Vertical
2	5498.4481	35.00	15.92	-42.60	99.66	107.98	74.00	-33.98	Pass	Vertical

Mode:	802.11 n(HT20Mbps) Transmitting	Channel:	5500
Remark:	AV		

Test Graph

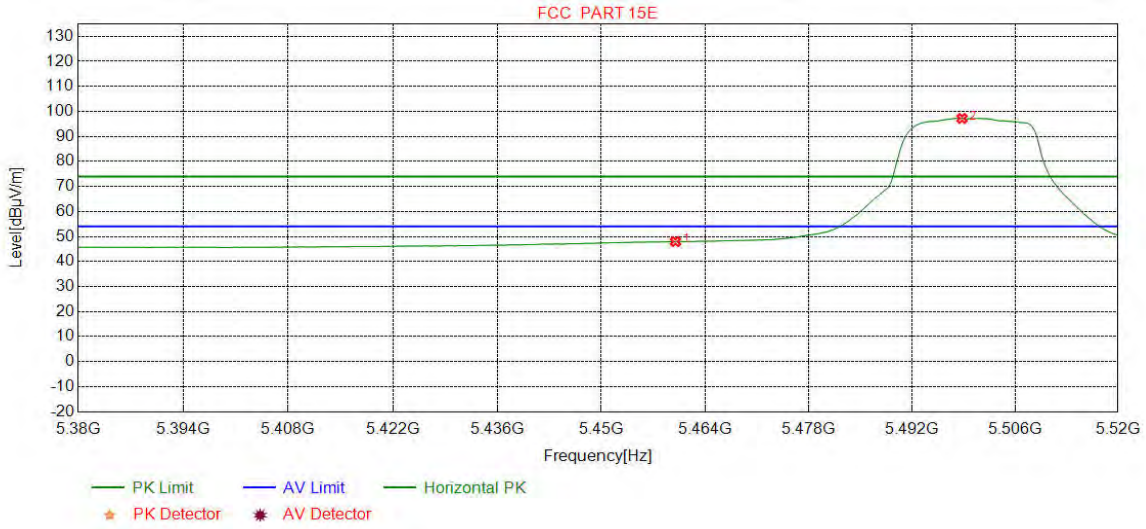

NO	Freq. [MHz]	Ant Factor [dB]	Cable loss [dB]	Pream gain [dB]	Reading [dBμV]	Level [dBμV/m]	Limit [dBμV/m]	Margin [dB]	Result	Polarity
1	5460.0000	34.96	16.02	-42.61	39.61	47.98	54.00	6.02	Pass	Horizontal
2	5498.7985	35.00	15.92	-42.60	88.87	97.19	54.00	-43.19	Pass	Horizontal

Mode:	802.11 n(HT20Mbps) Transmitting	Channel:	5500
Remark:	AV		

Test Graph

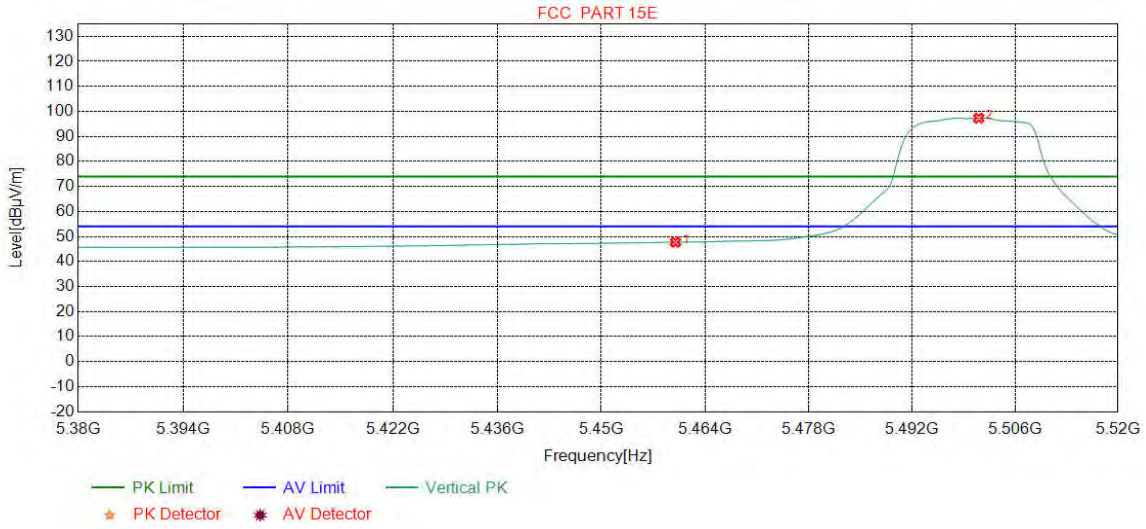

NO	Freq. [MHz]	Ant Factor [dB]	Cable loss [dB]	Pream gain [dB]	Reading [dBμV]	Level [dBμV/m]	Limit [dBμV/m]	Margin [dB]	Result	Polarity
1	5460.0000	34.96	16.02	-42.61	39.34	47.71	54.00	6.29	Pass	Vertical
2	5501.0763	35.00	15.90	-42.59	89.01	97.32	54.00	-43.32	Pass	Vertical

Mode:	802.11 n(HT40Mbps) Transmitting	Channel:	5510
Remark:	PK		

Test Graph

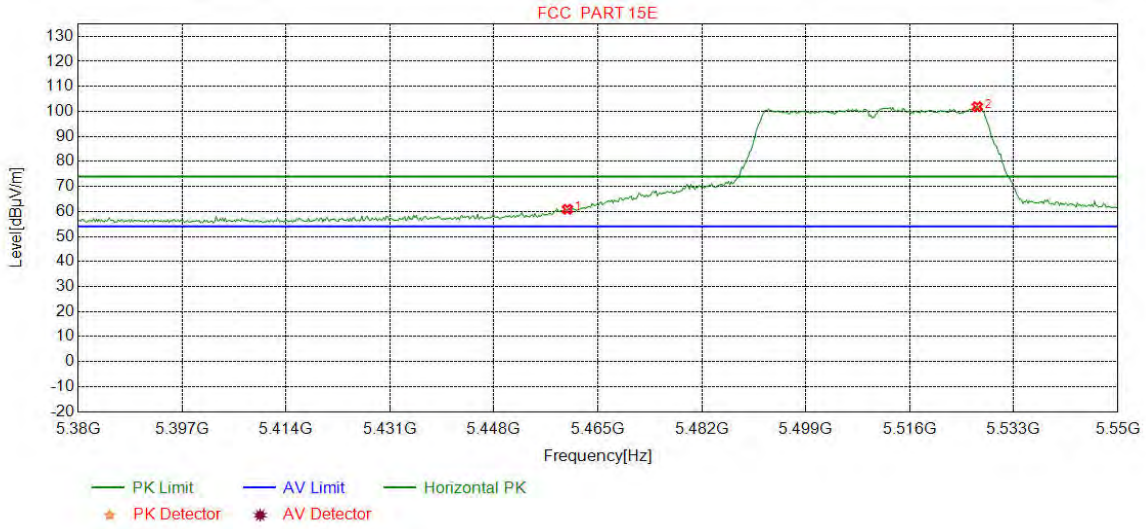

NO	Freq. [MHz]	Ant Factor [dB]	Cable loss [dB]	Pream gain [dB]	Reading [dBμV]	Level [dBμV/m]	Limit [dBμV/m]	Margin [dB]	Result	Polarity
1	5460.0000	34.96	16.02	-42.61	52.51	60.88	74.00	13.12	Pass	Horizontal
2	5527.0213	35.04	15.51	-42.59	93.89	101.85	74.00	-27.85	Pass	Horizontal

Mode:	802.11 n(HT40Mbps) Transmitting	Channel:	5510
Remark:	PK		

Test Graph

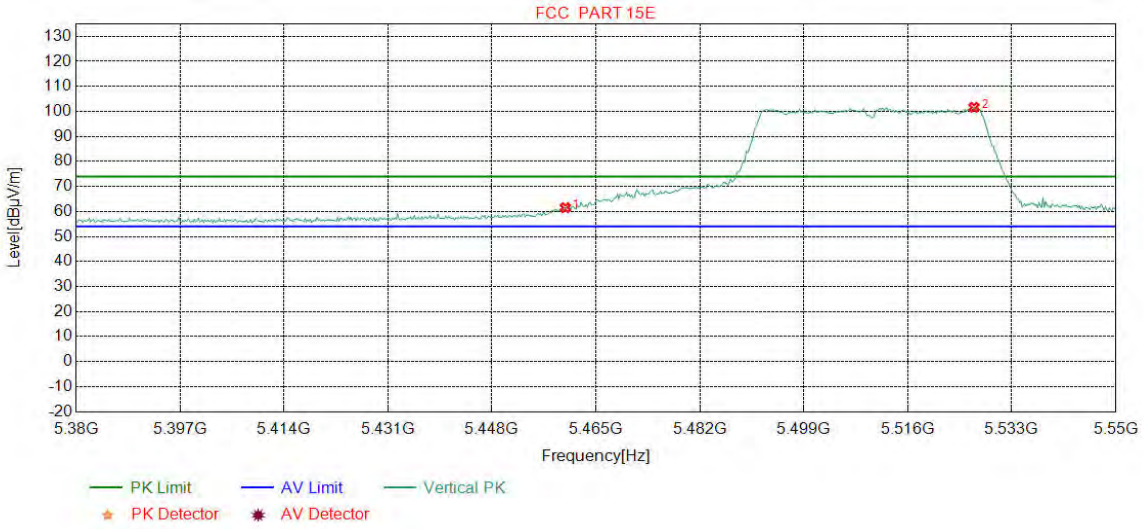

NO	Freq. [MHz]	Ant Factor [dB]	Cable loss [dB]	Pream gain [dB]	Reading [dBμV]	Level [dBμV/m]	Limit [dBμV/m]	Margin [dB]	Result	Polarity
1	5460.0000	34.96	16.02	-42.61	53.16	61.53	74.00	12.47	Pass	Vertical
2	5526.8085	35.04	15.52	-42.60	93.68	101.64	74.00	-27.64	Pass	Vertical

Mode:	802.11 n(HT40Mbps) Transmitting	Channel:	5510
Remark:	AV		

Test Graph

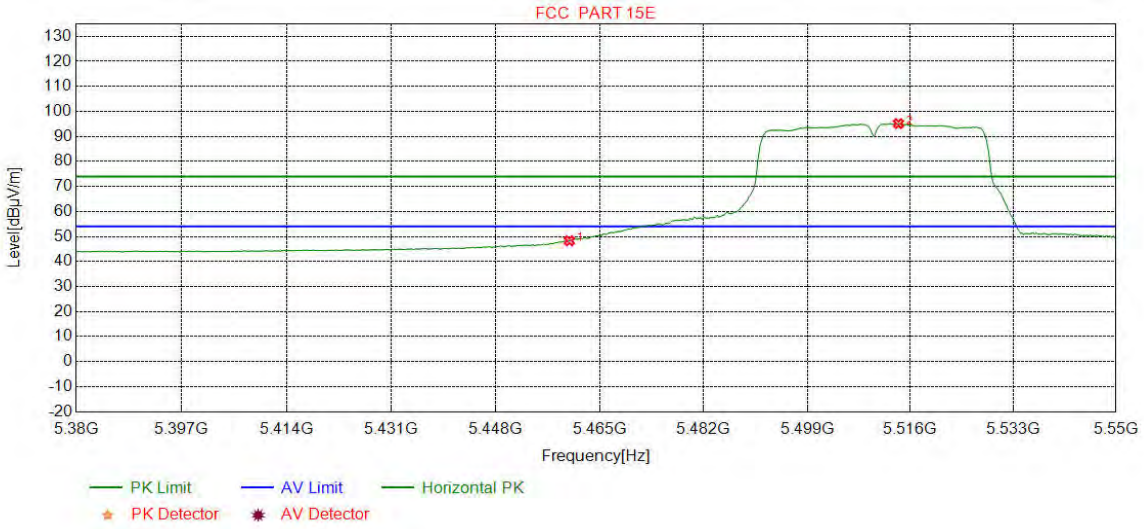

NO	Freq. [MHz]	Ant Factor [dB]	Cable loss [dB]	Pream gain [dB]	Reading [dBμV]	Level [dBμV/m]	Limit [dBμV/m]	Margin [dB]	Result	Polarity
1	5460.0000	34.96	16.02	-42.61	39.92	48.29	54.00	5.71	Pass	Horizontal
2	5514.0426	35.02	15.71	-42.60	87.01	95.14	54.00	-41.14	Pass	Horizontal

Mode:	802.11 n(HT40Mbps) Transmitting	Channel:	5510
Remark:	AV		

Test Graph

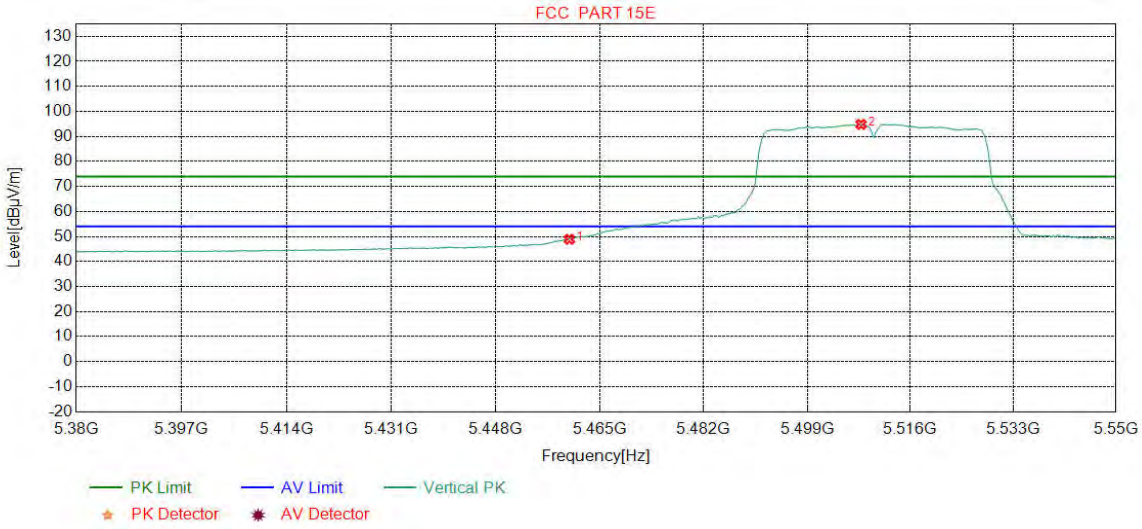

NO	Freq. [MHz]	Ant Factor [dB]	Cable loss [dB]	Pream gain [dB]	Reading [dBμV]	Level [dBμV/m]	Limit [dBμV/m]	Margin [dB]	Result	Polarity
1	5460.0000	34.96	16.02	-42.61	40.52	48.89	54.00	5.11	Pass	Vertical
2	5507.8723	35.01	15.80	-42.60	86.61	94.82	54.00	-40.82	Pass	Vertical

Mode:	802.11 ac(VHT80Mbps) Transmitting	Channel:	5530
Remark:	PK		

Test Graph

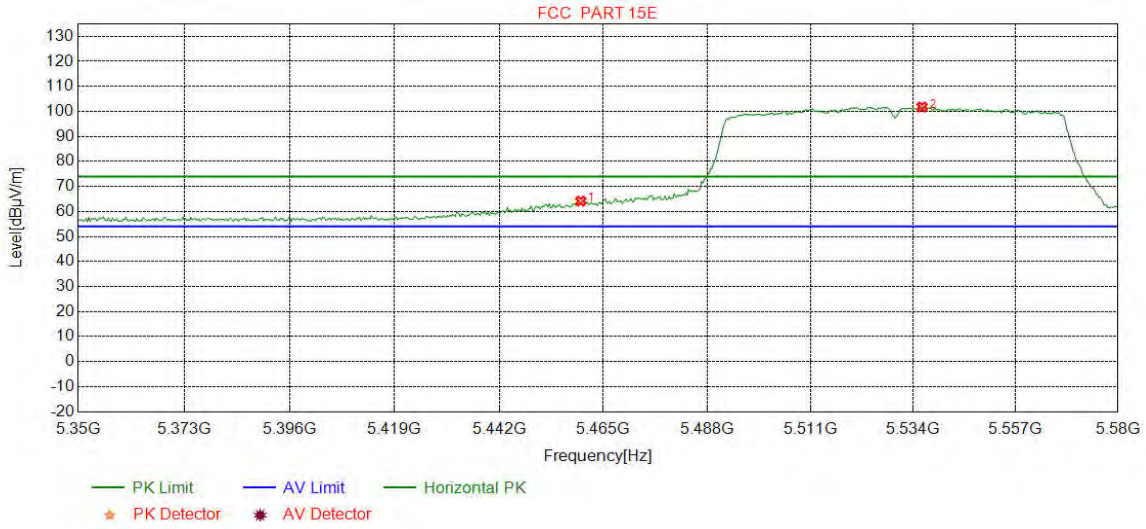

NO	Freq. [MHz]	Ant Factor [dB]	Cable loss [dB]	Pream gain [dB]	Reading [dBμV]	Level [dBμV/m]	Limit [dBμV/m]	Margin [dB]	Result	Polarity
1	5460.0000	34.96	16.02	-42.61	55.79	64.16	74.00	9.84	Pass	Horizontal
2	5535.9574	35.06	15.38	-42.60	93.96	101.80	74.00	-27.80	Pass	Horizontal

Mode:	802.11 ac(VHT80Mbps) Transmitting	Channel:	5530
Remark:	PK		

Test Graph

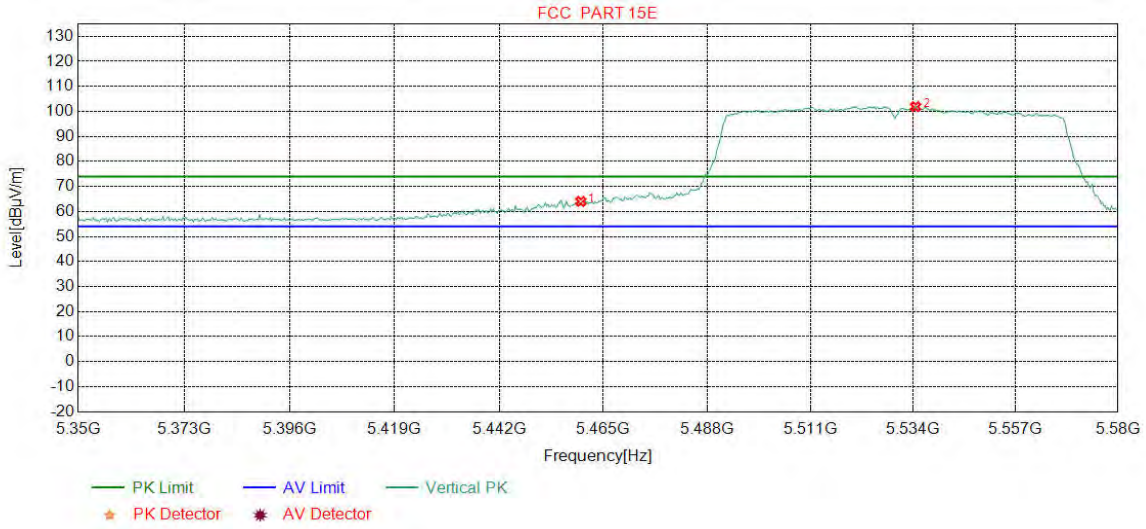

NO	Freq. [MHz]	Ant Factor [dB]	Cable loss [dB]	Pream gain [dB]	Reading [dBμV]	Level [dBμV/m]	Limit [dBμV/m]	Margin [dB]	Result	Polarity
1	5460.0000	34.96	16.02	-42.61	55.65	64.02	74.00	9.98	Pass	Vertical
2	5534.5181	35.06	15.40	-42.60	94.02	101.88	74.00	-27.88	Pass	Vertical

Mode:	802.11 ac(VHT80Mbps) Transmitting	Channel:	5530
Remark:	AV		

Test Graph

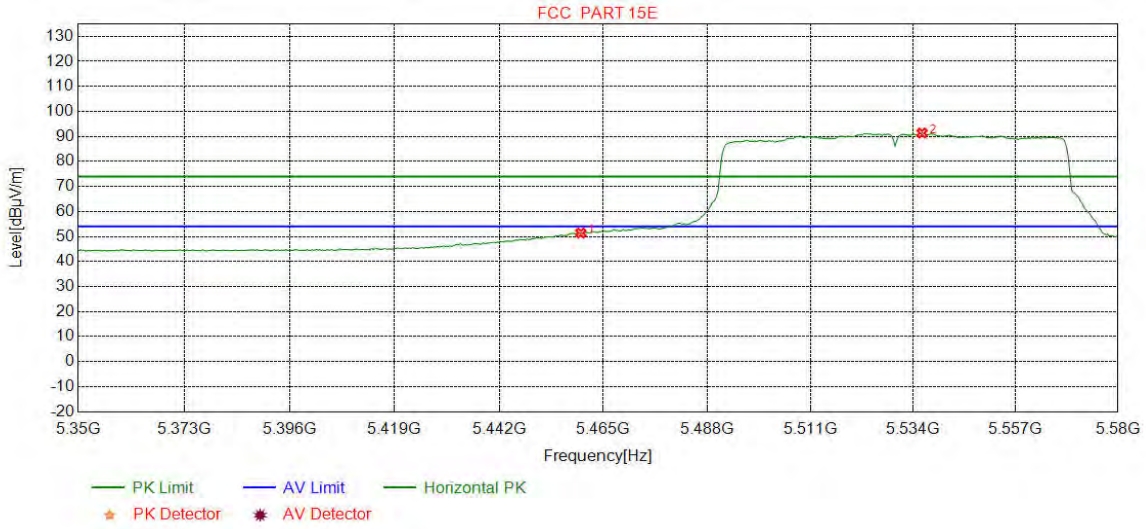

NO	Freq. [MHz]	Ant Factor [dB]	Cable loss [dB]	Pream gain [dB]	Reading [dBμV]	Level [dBμV/m]	Limit [dBμV/m]	Margin [dB]	Result	Polarity
1	5460.0000	34.96	16.02	-42.61	43.03	51.40	54.00	2.60	Pass	Horizontal
2	5535.9574	35.06	15.38	-42.60	83.53	91.37	54.00	-37.37	Pass	Horizontal

Mode:	802.11 ac(VHT80Mbps) Transmitting	Channel:	5530
Remark:	AV		

Test Graph

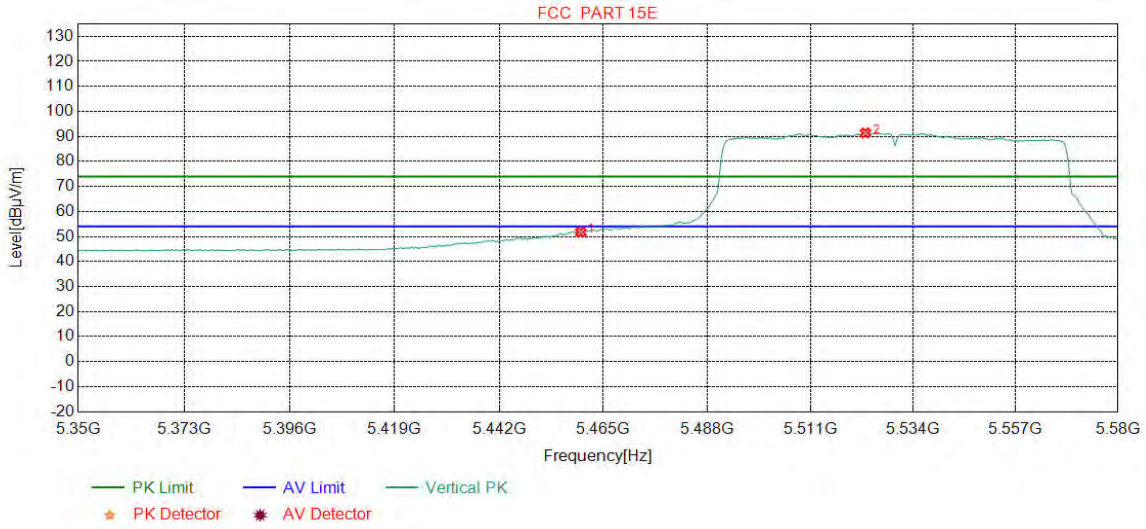

NO	Freq. [MHz]	Ant Factor [dB]	Cable loss [dB]	Pream gain [dB]	Reading [dBμV]	Level [dBμV/m]	Limit [dBμV/m]	Margin [dB]	Result	Polarity
1	5460.0000	34.96	16.02	-42.61	43.39	51.76	54.00	2.24	Pass	Vertical
2	5523.2916	35.04	15.57	-42.60	83.37	91.38	54.00	-37.38	Pass	Vertical

Ant 2

Mode:	802.11 a(HT20Mbps) Transmitting	Channel:	5180
Remark:	PK		

Test Graph

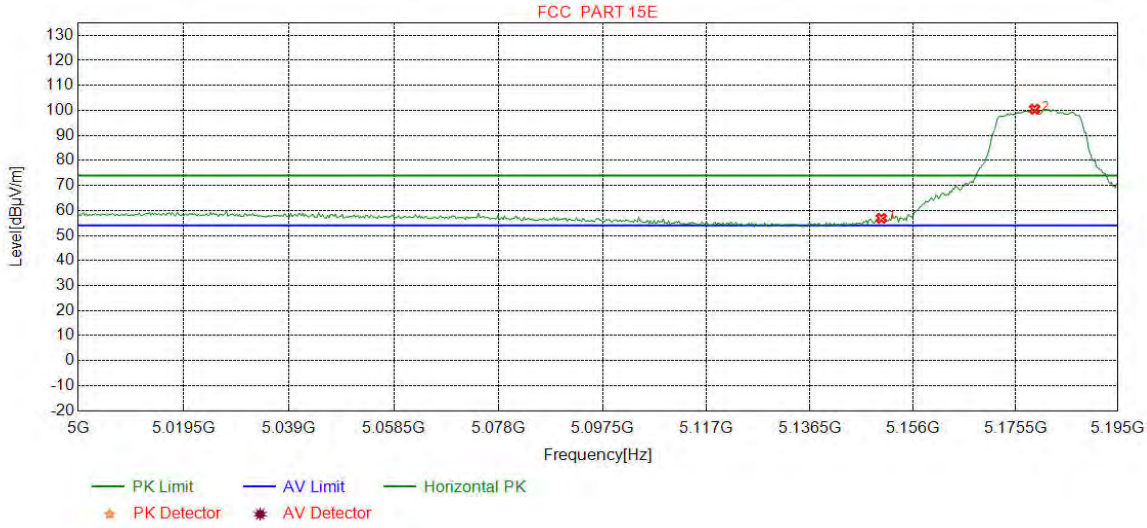

NO	Freq. [MHz]	Ant Factor [dB]	Cable loss [dB]	Pream gain [dB]	Reading [dBμV]	Level [dBμV/m]	Limit [dBμV/m]	Margin [dB]	Result	Polarity
1	5150.0000	34.65	15.08	-42.74	49.88	56.87	74.00	17.13	Pass	Horizontal
2	5179.1364	34.68	15.37	-42.73	93.16	100.48	74.00	-26.48	Pass	Horizontal

Mode:	802.11 a(HT20Mbps) Transmitting	Channel:	5180
Remark:	PK		

Test Graph

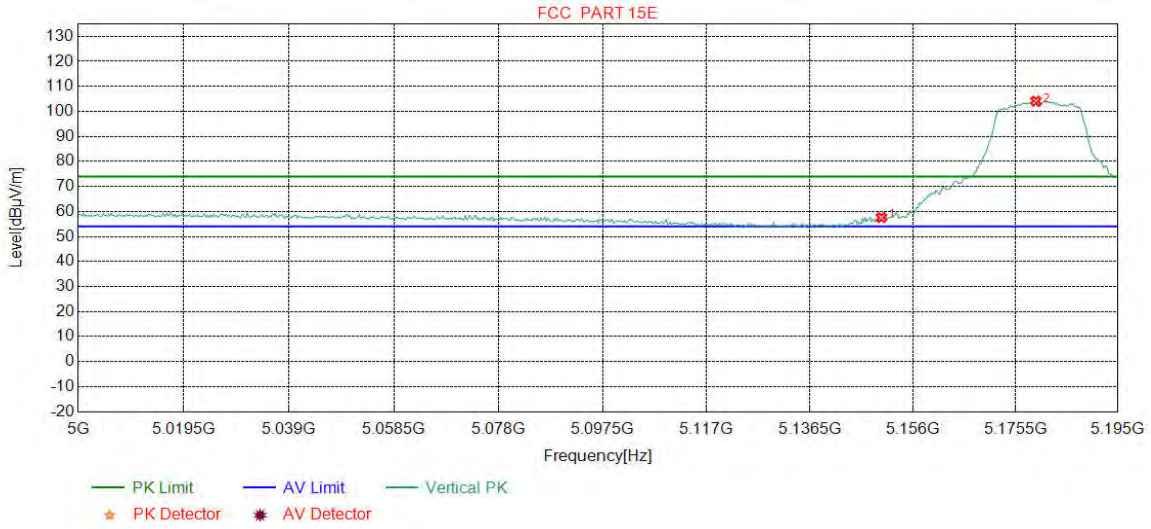

NO	Freq. [MHz]	Ant Factor [dB]	Cable loss [dB]	Pream gain [dB]	Reading [dBμV]	Level [dBμV/m]	Limit [dBμV/m]	Margin [dB]	Result	Polarity
1	5150.0000	34.65	15.08	-42.74	50.60	57.59	74.00	16.41	Pass	Vertical
2	5179.3805	34.68	15.37	-42.73	96.80	104.12	74.00	-30.12	Pass	Vertical

Mode:	802.11 a(HT20Mbps) Transmitting	Channel:	5180
Remark:	AV		

Test Graph

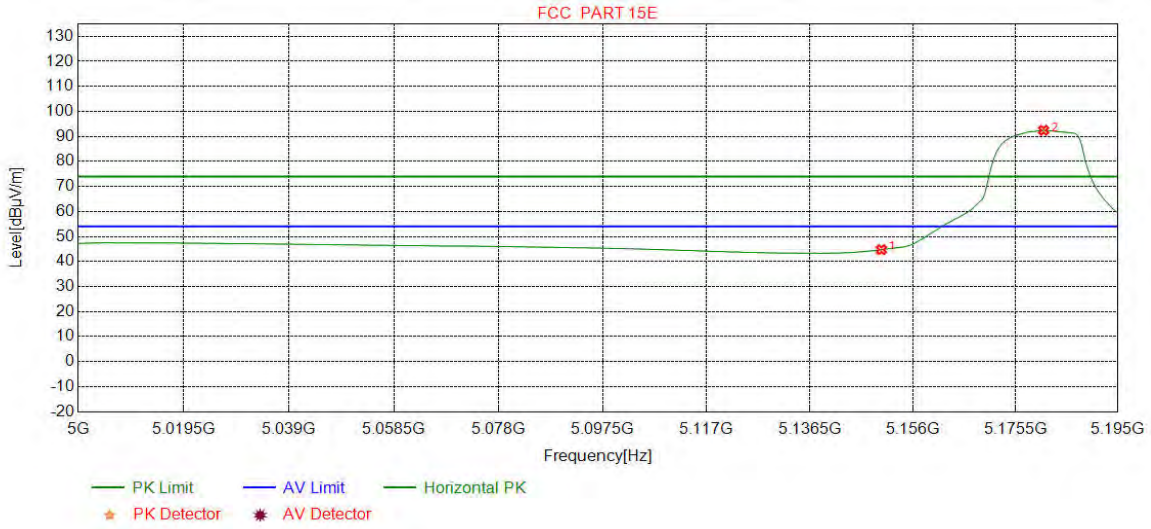

NO	Freq. [MHz]	Ant Factor [dB]	Cable loss [dB]	Pream gain [dB]	Reading [dBμV]	Level [dBμV/m]	Limit [dBμV/m]	Margin [dB]	Result	Polarity
1	5150.0000	34.65	15.08	-42.74	37.76	44.75	54.00	9.25	Pass	Horizontal
2	5180.8448	34.68	15.38	-42.72	85.09	92.43	54.00	-38.43	Pass	Horizontal

Mode:	802.11 a(HT20Mbps) Transmitting	Channel:	5180
Remark:	AV		

Test Graph

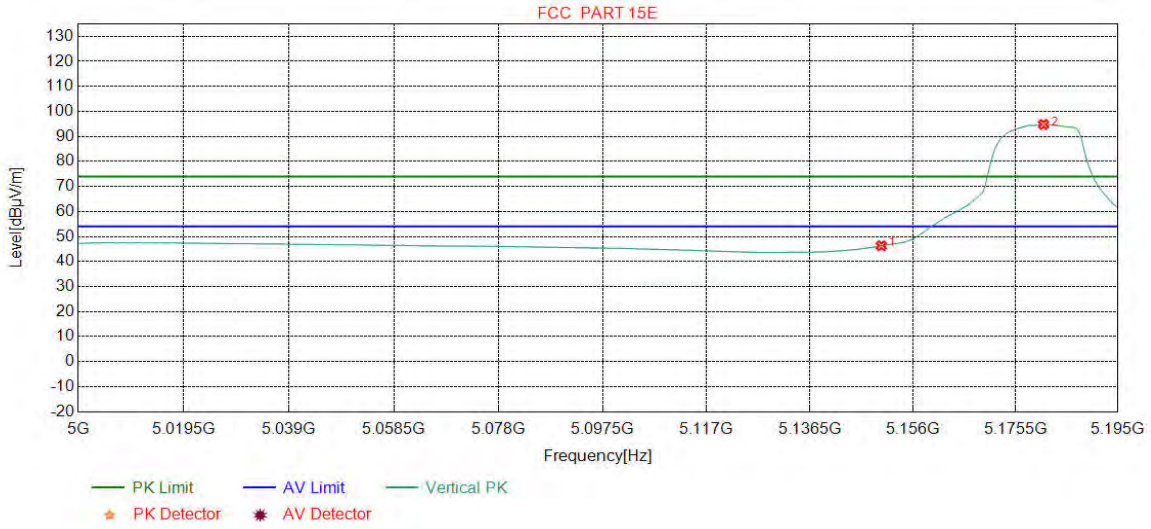

NO	Freq. [MHz]	Ant Factor [dB]	Cable loss [dB]	Pream gain [dB]	Reading [dBμV]	Level [dBμV/m]	Limit [dBμV/m]	Margin [dB]	Result	Polarity
1	5150.0000	34.65	15.08	-42.74	39.29	46.28	54.00	7.72	Pass	Vertical
2	5180.8448	34.68	15.38	-42.72	87.43	94.77	54.00	-40.77	Pass	Vertical

Mode:	802.11 n(HT20Mbps) Transmitting	Channel:	5180
Remark:	PK		

Test Graph

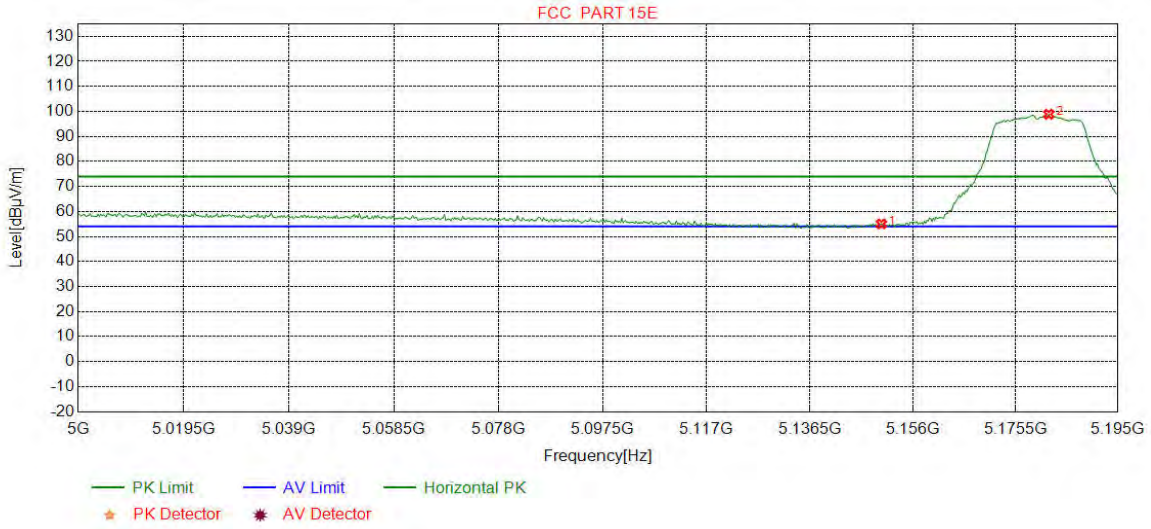

NO	Freq. [MHz]	Ant Factor [dB]	Cable loss [dB]	Pream gain [dB]	Reading [dBμV]	Level [dBμV/m]	Limit [dBμV/m]	Margin [dB]	Result	Polarity
1	5150.0000	34.65	15.08	-42.74	48.03	55.02	74.00	18.98	Pass	Horizontal
2	5181.8210	34.68	15.39	-42.72	91.53	98.88	74.00	-24.88	Pass	Horizontal

Mode:	802.11 n(HT20Mbps) Transmitting	Channel:	5180
Remark:	PK		

Test Graph

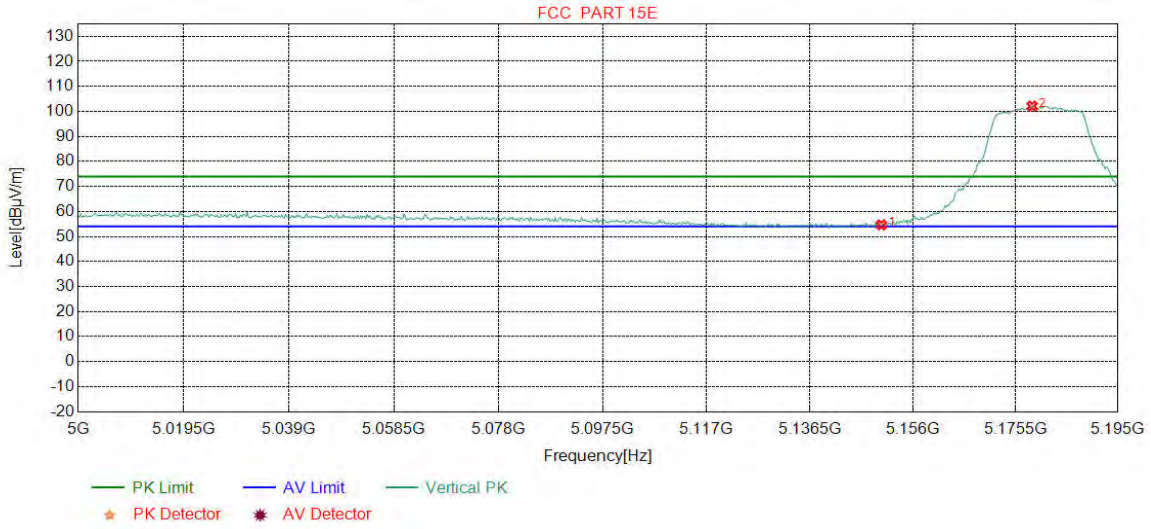

NO	Freq. [MHz]	Ant Factor [dB]	Cable loss [dB]	Pream gain [dB]	Reading [dBμV]	Level [dBμV/m]	Limit [dBμV/m]	Margin [dB]	Result	Polarity
1	5150.0000	34.65	15.08	-42.74	47.66	54.65	74.00	19.35	Pass	Vertical
2	5178.6483	34.68	15.36	-42.73	94.82	102.13	74.00	-28.13	Pass	Vertical

Mode:	802.11 n(HT20Mbps) Transmitting	Chann	5180
Remark:	AV		

Test Graph

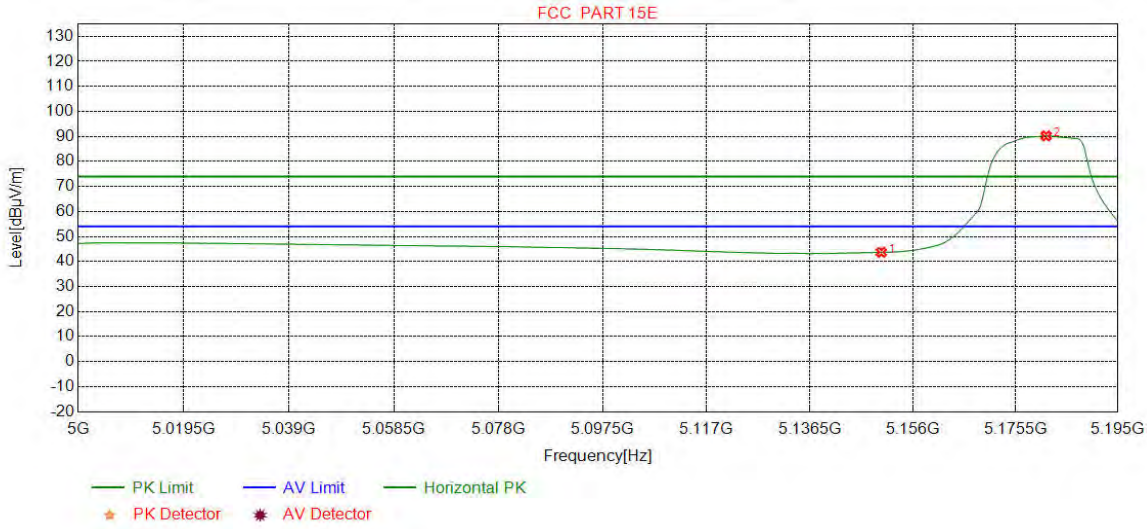

NO	Freq. [MHz]	Ant Factor [dB]	Cable loss [dB]	Pream gain [dB]	Reading [dBμV]	Level [dBμV/m]	Limit [dBμV/m]	Margin [dB]	Result	Polarity
1	5150.0000	34.65	15.08	-42.74	36.72	43.71	54.00	10.29	Pass	Horizontal
2	5181.3329	34.68	15.39	-42.73	82.89	90.23	54.00	-36.23	Pass	Horizontal

Mode:	802.11 n(HT20Mbps) Transmitting	Channel:	5180
Remark:	AV		

Test Graph

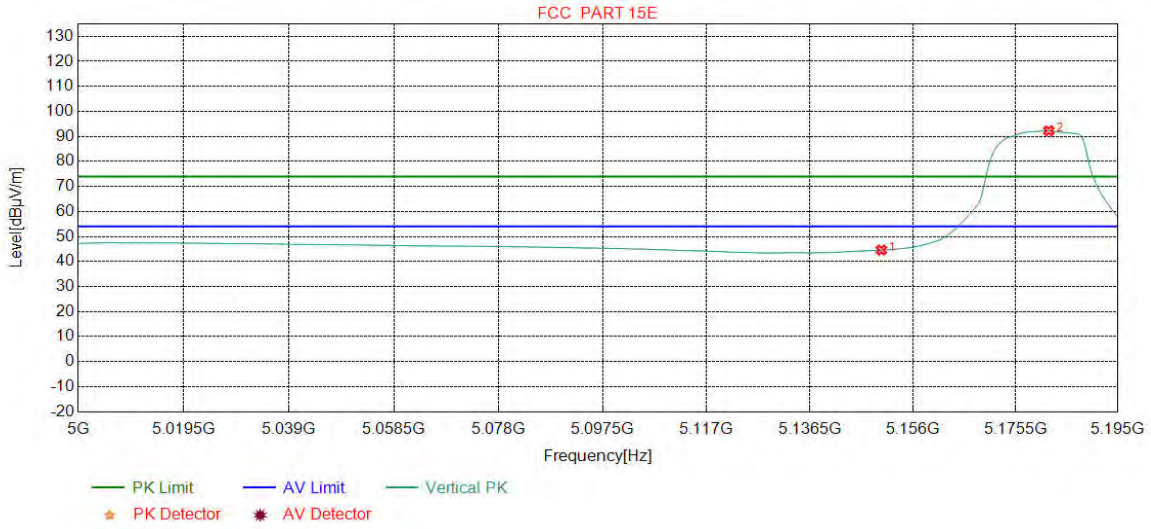

NO	Freq. [MHz]	Ant Factor [dB]	Cable loss [dB]	Pream gain [dB]	Reading [dBμV]	Level [dBμV/m]	Limit [dBμV/m]	Margin [dB]	Result	Polarity
1	5150.0000	34.65	15.08	-42.74	37.62	44.61	54.00	9.39	Pass	Vertical
2	5181.8210	34.68	15.39	-42.72	84.91	92.26	54.00	-38.26	Pass	Vertical

Mode:	802.11 n(HT40Mbps) Transmitting	Channel:	5190
Remark:	PK		

Test Graph

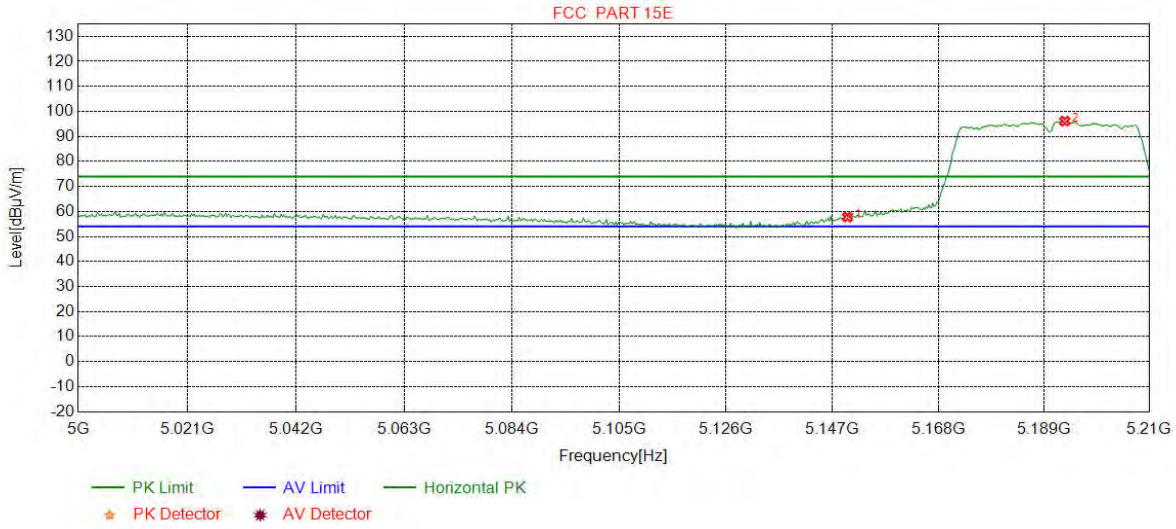

NO	Freq. [MHz]	Ant Factor [dB]	Cable loss [dB]	Pream gain [dB]	Reading [dBμV]	Level [dBμV/m]	Limit [dBμV/m]	Margin [dB]	Result	Polarity
1	5150.0000	34.65	15.08	-42.74	50.80	57.79	74.00	16.21	Pass	Horizontal
2	5193.1790	34.69	15.50	-42.72	88.61	96.08	74.00	-22.08	Pass	Horizontal

Mode:	802.11 n(HT40Mbps) Transmitting	Channel:	5190
Remark:	PK		

Test Graph

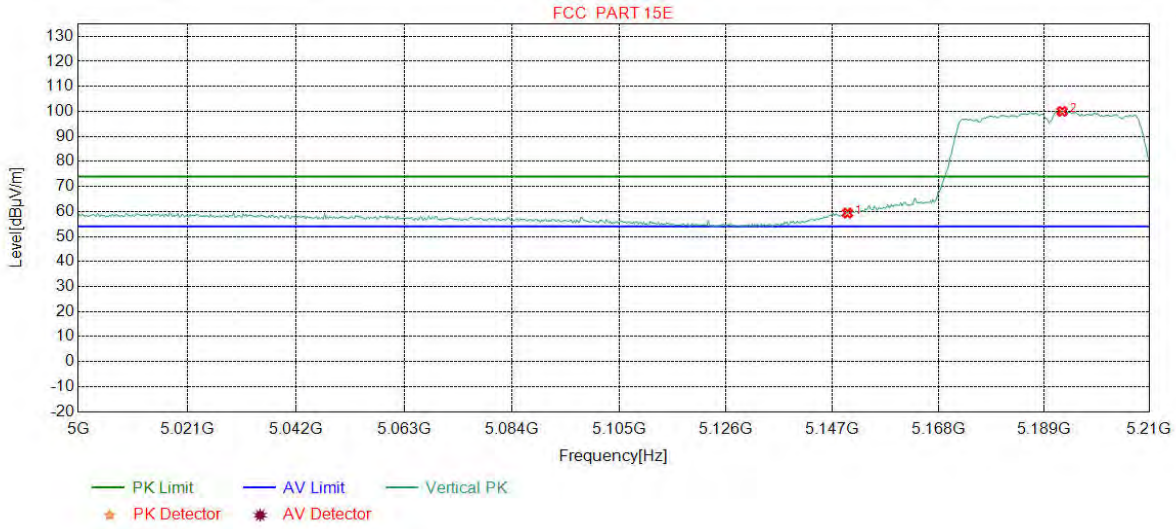

NO	Freq. [MHz]	Ant Factor [dB]	Cable loss [dB]	Pream gain [dB]	Reading [dBμV]	Level [dBμV/m]	Limit [dBμV/m]	Margin [dB]	Result	Polarity
1	5150.0000	34.65	15.08	-42.74	52.36	59.35	74.00	14.65	Pass	Vertical
2	5192.6533	34.69	15.50	-42.72	92.55	100.02	74.00	-26.02	Pass	Vertical

Mode:	802.11 n(HT40Mbps) Transmitting	Channel:	5190
Remark:	AV		

Test Graph

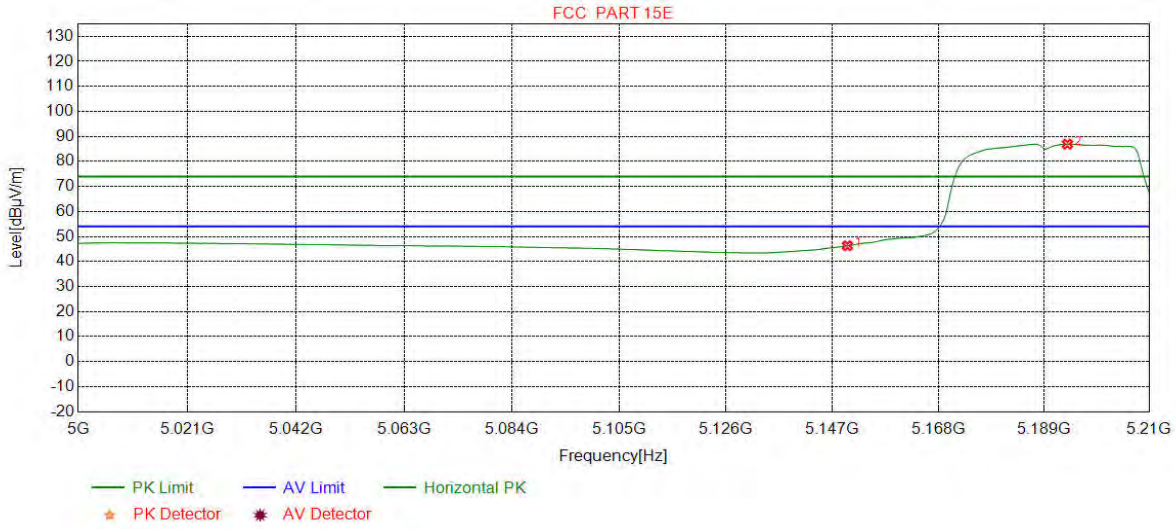

NO	Freq. [MHz]	Ant Factor [dB]	Cable loss [dB]	Pream gain [dB]	Reading [dBμV]	Level [dBμV/m]	Limit [dBμV/m]	Margin [dB]	Result	Polarity
1	5150.0000	34.65	15.08	-42.74	39.31	46.30	54.00	7.70	Pass	Horizontal
2	5193.7046	34.69	15.51	-42.72	79.44	86.92	54.00	-32.92	Pass	Horizontal

Mode:	802.11 n(HT40Mbps) Transmitting	Channel:	5190
Remark:	AV		

Test Graph

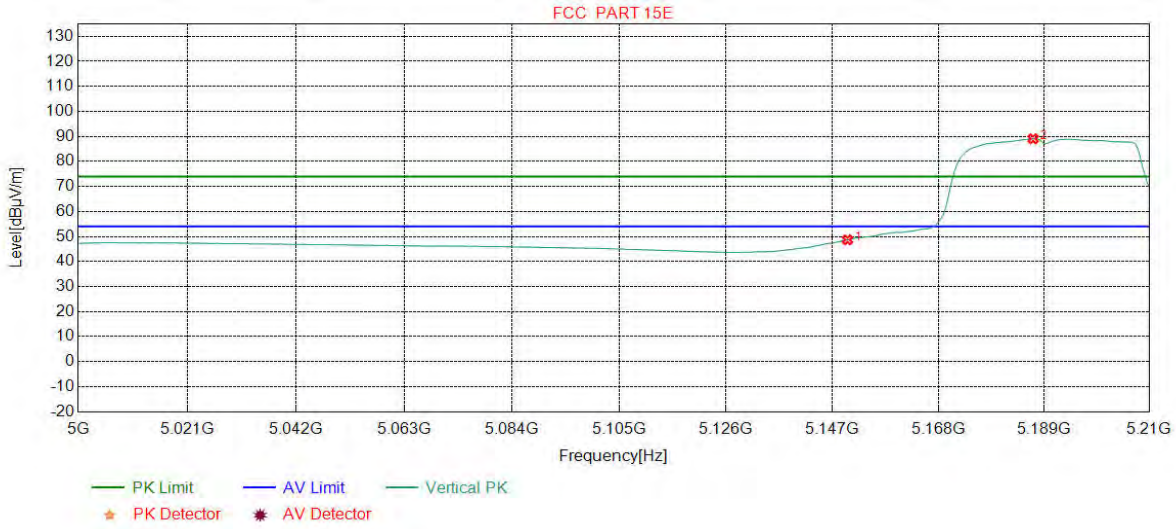

NO	Freq. [MHz]	Ant Factor [dB]	Cable loss [dB]	Pream gain [dB]	Reading [dBμV]	Level [dBμV/m]	Limit [dBμV/m]	Margin [dB]	Result	Polarity
1	5150.0000	34.65	15.08	-42.74	41.68	48.67	54.00	5.33	Pass	Vertical
2	5186.8711	34.69	15.44	-42.73	81.65	89.05	54.00	-35.05	Pass	Vertical

Mode:	802.11 ac(VHT80Mbps) Transmitting	Channel:	5210
Remark:	PK		

Test Graph

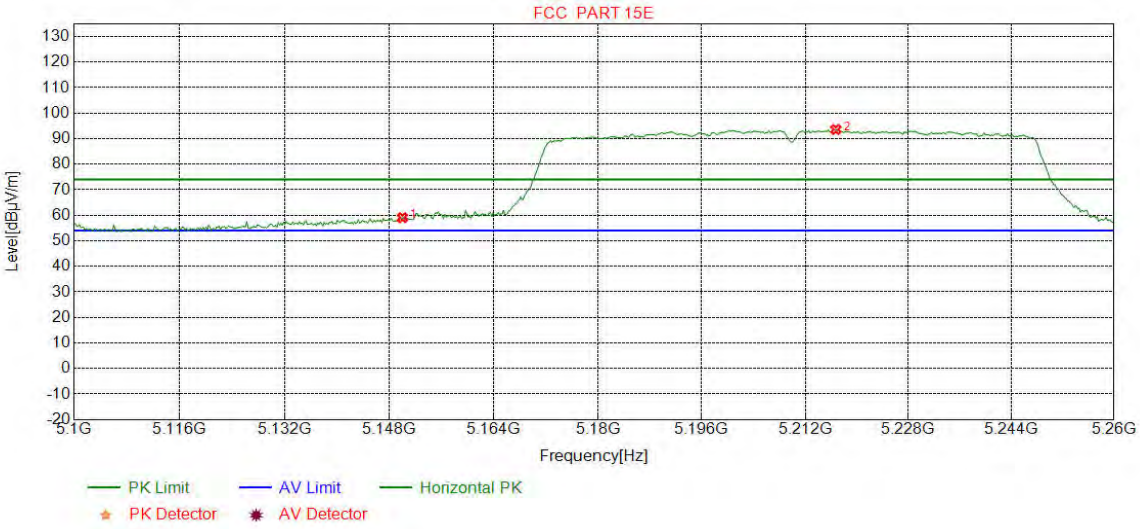

NO	Freq. [MHz]	Ant Factor [dB]	Cable loss [dB]	Pream gain [dB]	Reading [dBμV]	Level [dBμV/m]	Limit [dBμV/m]	Margin [dB]	Result	Polarity
1	5150.0000	34.65	15.08	-42.74	52.09	59.08	74.00	14.92	Pass	Horizontal
2	5216.7459	34.72	15.50	-42.72	86.10	93.60	74.00	-19.60	Pass	Horizontal

Mode:	802.11 ac(VHT80Mbps) Transmitting	Channel:	5210
Remark:	PK		

Test Graph

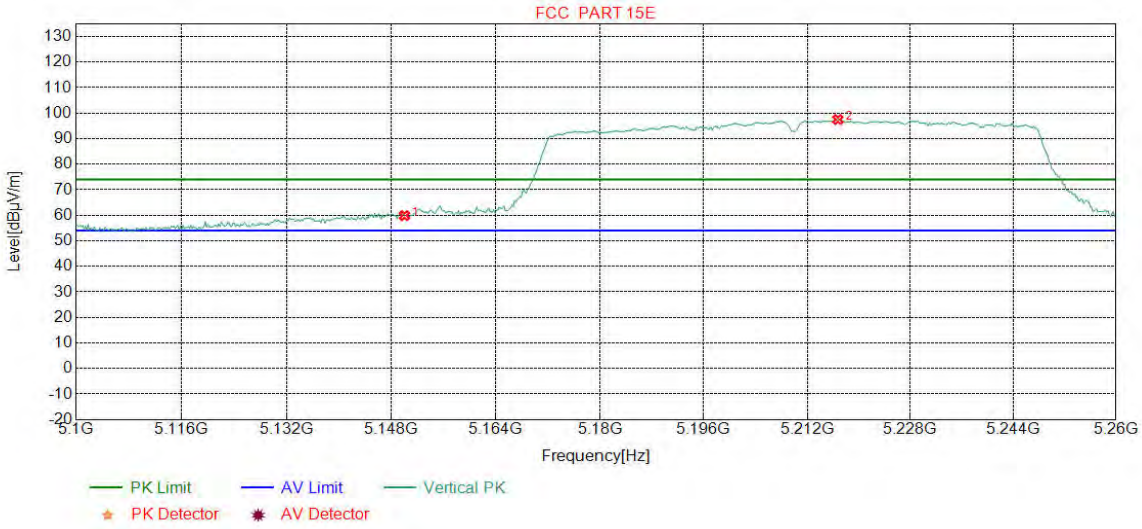

NO	Freq. [MHz]	Ant Factor [dB]	Cable loss [dB]	Pream gain [dB]	Reading [dBμV]	Level [dBμV/m]	Limit [dBμV/m]	Margin [dB]	Result	Polarity
1	5150.0000	34.65	15.08	-42.74	52.89	59.88	74.00	14.12	Pass	Vertical
2	5216.7459	34.72	15.50	-42.72	90.02	97.52	74.00	-23.52	Pass	Vertical

Mode:	802.11 ac(VHT80Mbps) Transmitting	Channel:	5210
Remark:	AV		

Test Graph

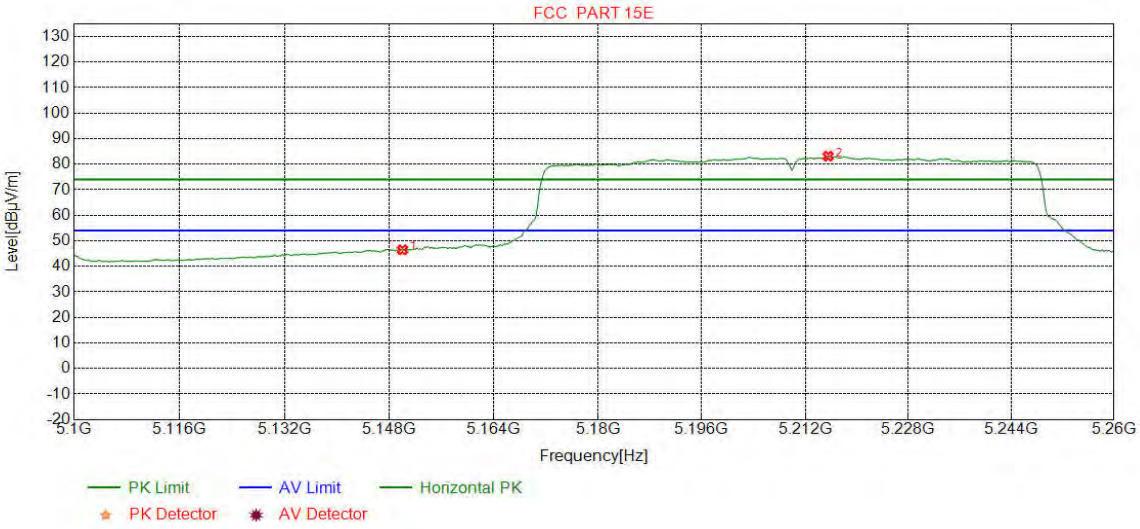

NO	Freq. [MHz]	Ant Factor [dB]	Cable loss [dB]	Pream gain [dB]	Reading [dBμV]	Level [dBμV/m]	Limit [dBμV/m]	Margin [dB]	Result	Polarity
1	5150.0000	34.65	15.08	-42.74	39.49	46.48	54.00	7.52	Pass	Horizontal
2	5215.5444	34.72	15.50	-42.72	75.67	83.17	54.00	-29.17	Pass	Horizontal

Mode:	802.11 ac(VHT80Mbps) Transmitting	Channel:	5210
Remark:	AV		

Test Graph

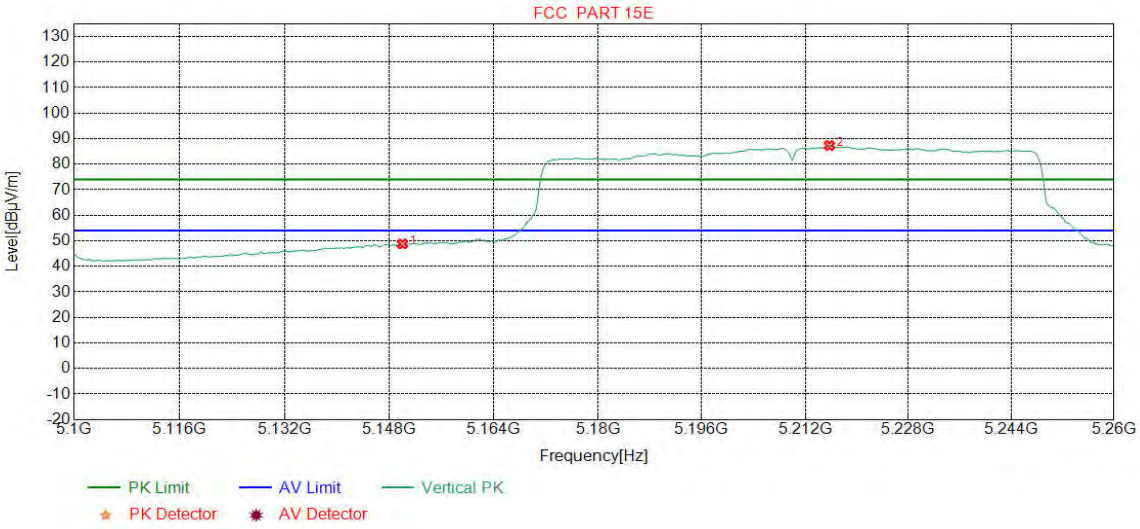

NO	Freq. [MHz]	Ant Factor [dB]	Cable loss [dB]	Pream gain [dB]	Reading [dBμV]	Level [dBμV/m]	Limit [dBμV/m]	Margin [dB]	Result	Polarity
1	5150.0000	34.65	15.08	-42.74	41.80	48.79	54.00	5.21	Pass	Vertical
2	5215.7447	34.72	15.50	-42.72	79.83	87.33	54.00	-33.33	Pass	Vertical

Mode:	802.11 a(HT20Mbps) Transmitting	Channel:	5320
Remark:	PK		

Test Graph

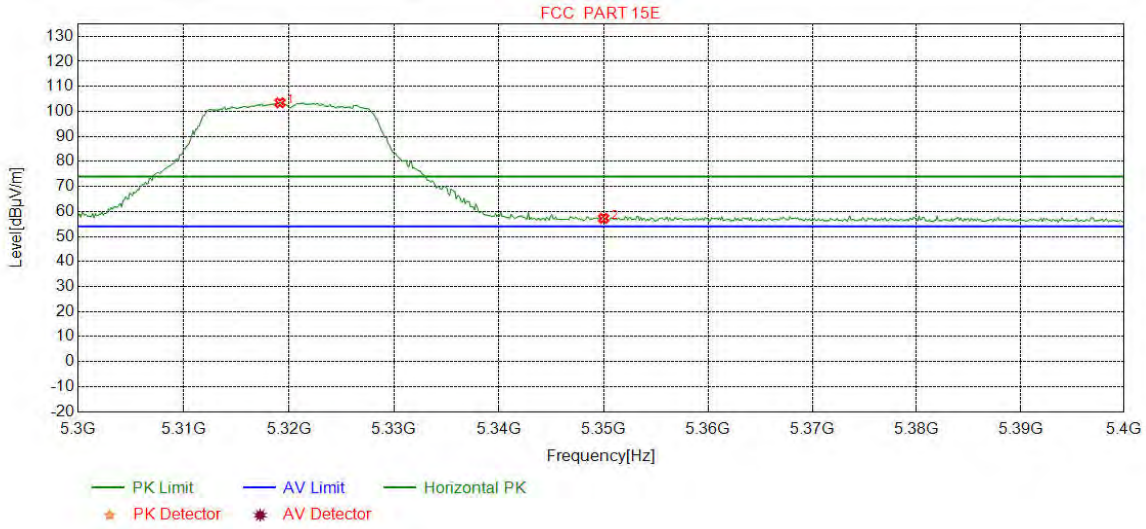

NO	Freq. [MHz]	Ant Factor [dB]	Cable loss [dB]	Pream gain [dB]	Reading [dBμV]	Level [dBμV/m]	Limit [dBμV/m]	Margin [dB]	Result	Polarity
1	5319.1489	34.82	15.64	-42.67	95.66	103.45	74.00	-29.45	Pass	Horizontal
2	5350.0000	34.85	15.92	-42.66	49.15	57.26	74.00	16.74	Pass	Horizontal

Mode:	802.11 a(HT20Mbps) Transmitting	Channel:	5320
Remark:	PK		

Test Graph

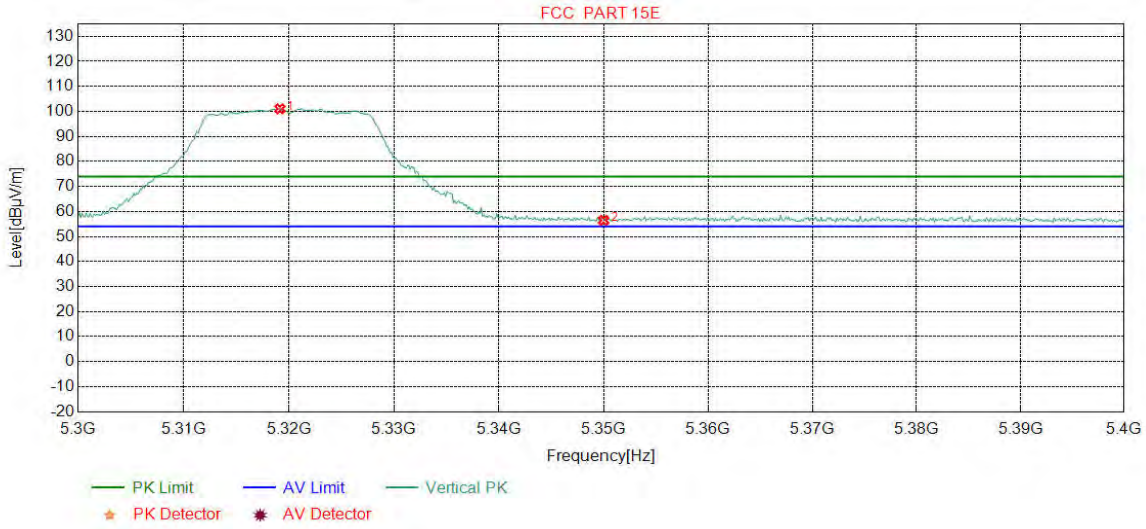

NO	Freq. [MHz]	Ant Factor [dB]	Cable loss [dB]	Pream gain [dB]	Reading [dBμV]	Level [dBμV/m]	Limit [dBμV/m]	Margin [dB]	Result	Polarity
1	5319.1489	34.82	15.64	-42.67	93.23	101.02	74.00	-27.02	Pass	Vertical
2	5350.0000	34.85	15.92	-42.66	48.35	56.46	74.00	17.54	Pass	Vertical

Mode:	802.11 a(HT20Mbps) Transmitting	Channel:	5320
Remark:	AV		

Test Graph

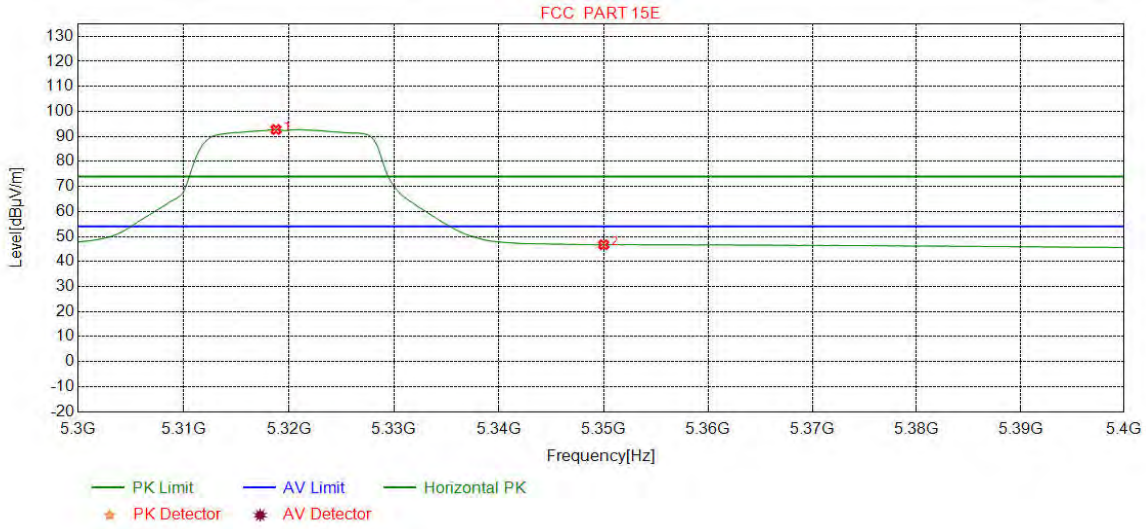

NO	Freq. [MHz]	Ant Factor [dB]	Cable loss [dB]	Pream gain [dB]	Reading [dBμV]	Level [dBμV/m]	Limit [dBμV/m]	Margin [dB]	Result	Polarity
1	5318.7735	34.82	15.64	-42.67	84.96	92.75	54.00	-38.75	Pass	Horizontal
2	5350.0000	34.85	15.92	-42.66	38.58	46.69	54.00	7.31	Pass	Horizontal

Mode:	802.11 a(HT20Mbps) Transmitting	Channel:	5320
Remark:	AV		

Test Graph

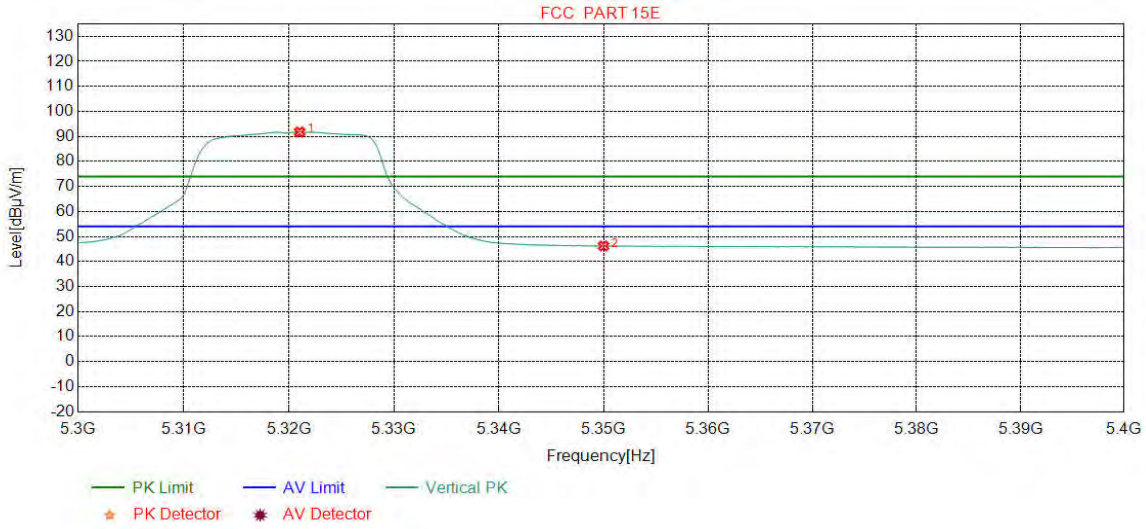

NO	Freq. [MHz]	Ant Factor [dB]	Cable loss [dB]	Pream gain [dB]	Reading [dBμV]	Level [dBμV/m]	Limit [dBμV/m]	Margin [dB]	Result	Polarity
1	5321.0263	34.82	15.66	-42.67	83.95	91.76	54.00	-37.76	Pass	Vertical
2	5350.0000	34.85	15.92	-42.66	38.09	46.20	54.00	7.80	Pass	Vertical

Mode:	802.11 n(HT20Mbps) Transmitting	Channel:	5320
Remark:	PK		

Test Graph

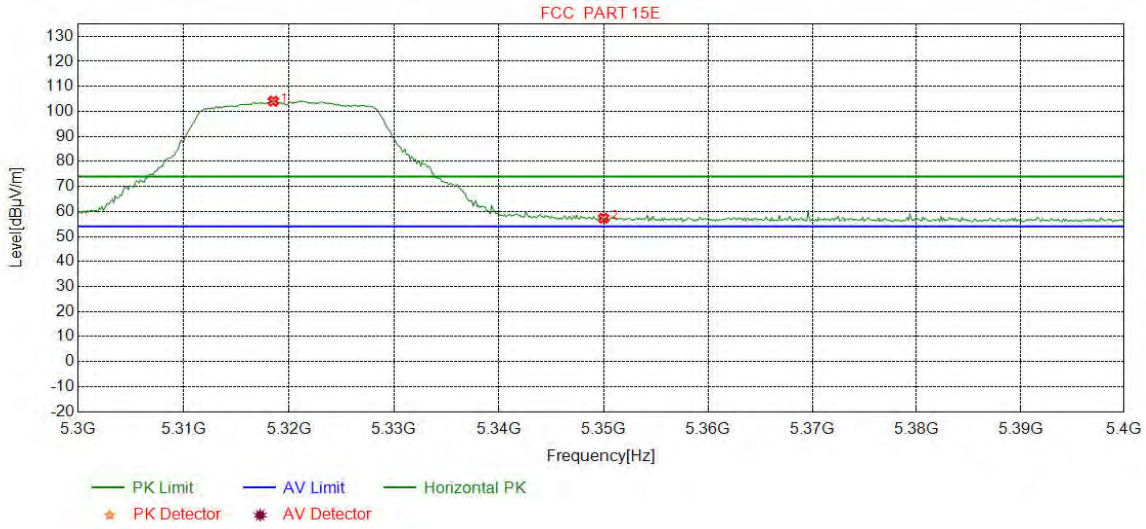

NO	Freq. [MHz]	Ant Factor [dB]	Cable loss [dB]	Pream gain [dB]	Reading [dBμV]	Level [dBμV/m]	Limit [dBμV/m]	Margin [dB]	Result	Polarity
1	5318.5232	34.82	15.64	-42.68	96.31	104.09	74.00	-30.09	Pass	Horizontal
2	5350.0000	34.85	15.92	-42.66	49.18	57.29	74.00	16.71	Pass	Horizontal

Mode:	802.11 n(HT20Mbps) Transmitting	Channel:	5320
Remark:	PK		

Test Graph

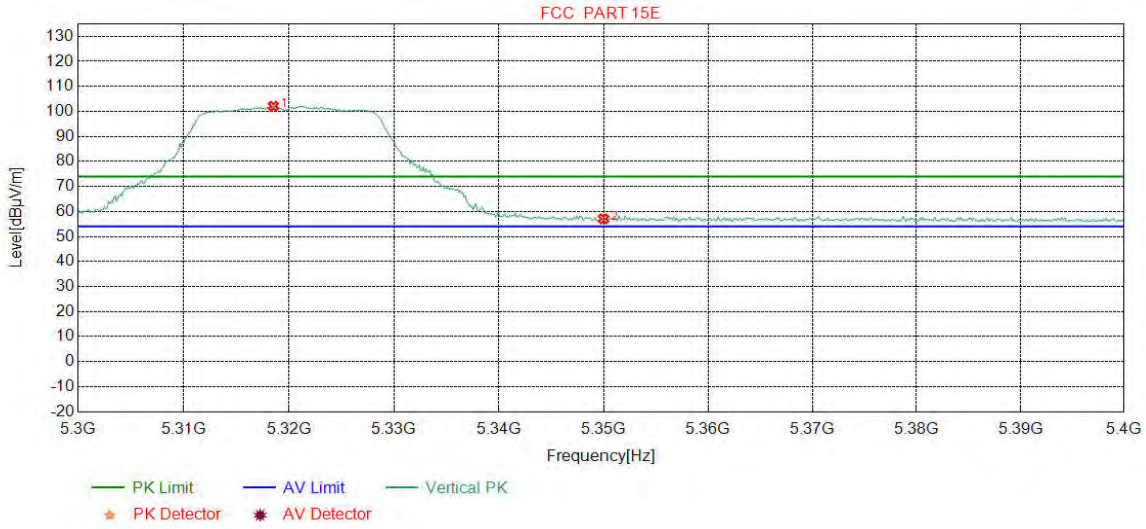

NO	Freq. [MHz]	Ant Factor [dB]	Cable loss [dB]	Pream gain [dB]	Reading [dBμV]	Level [dBμV/m]	Limit [dBμV/m]	Margin [dB]	Result	Polarity
1	5318.5232	34.82	15.64	-42.68	94.28	102.06	74.00	-28.06	Pass	Vertical
2	5350.0000	34.85	15.92	-42.66	48.96	57.07	74.00	16.93	Pass	Vertical

Mode:	802.11 n(HT20Mbps) Transmitting	Channel:	5320
Remark:	AV		

Test Graph

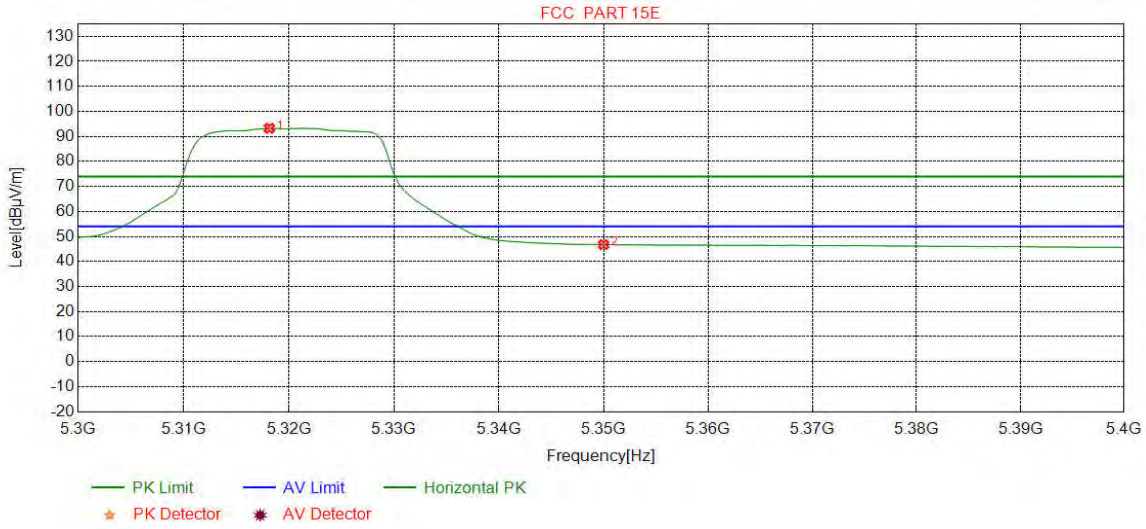

NO	Freq. [MHz]	Ant Factor [dB]	Cable loss [dB]	Pream gain [dB]	Reading [dBμV]	Level [dBμV/m]	Limit [dBμV/m]	Margin [dB]	Result	Polarity
1	5318.1477	34.82	15.63	-42.67	85.47	93.25	54.00	-39.25	Pass	Horizontal
2	5350.0000	34.85	15.92	-42.66	38.62	46.73	54.00	7.27	Pass	Horizontal

Mode:	802.11 n(HT20Mbps) Transmitting	Channel:	5320
Remark:	AV		

Test Graph

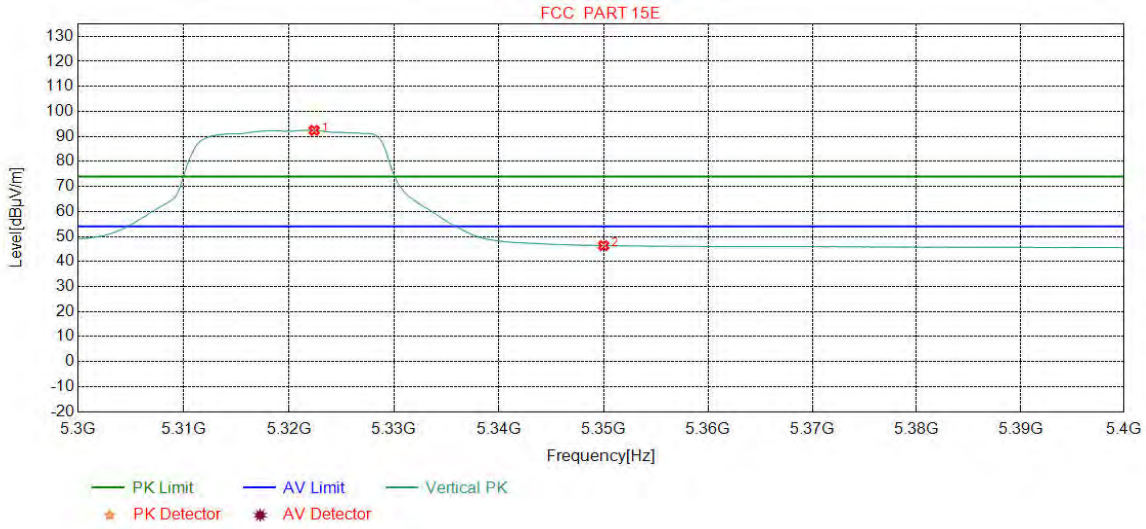

NO	Freq. [MHz]	Ant Factor [dB]	Cable loss [dB]	Pream gain [dB]	Reading [dBμV]	Level [dBμV/m]	Limit [dBμV/m]	Margin [dB]	Result	Polarity
1	5322.4030	34.82	15.67	-42.67	84.60	92.42	54.00	-38.42	Pass	Vertical
2	5350.0000	34.85	15.92	-42.66	38.24	46.35	54.00	7.65	Pass	Vertical

Mode:	802.11 n(HT40Mbps) Transmitting	Channel:	5310
Remark:	PK		

Test Graph

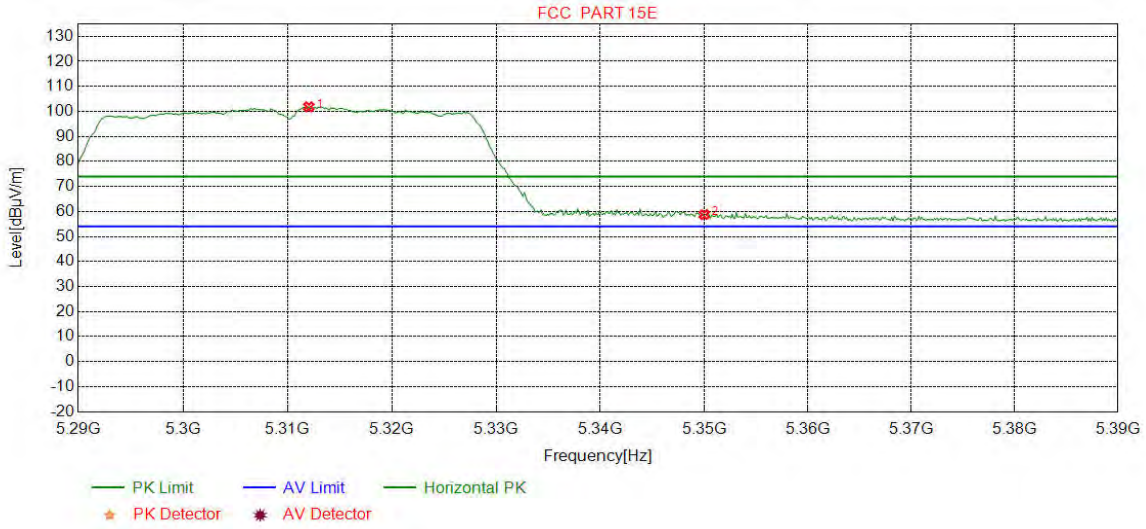

NO	Freq. [MHz]	Ant Factor [dB]	Cable loss [dB]	Pream gain [dB]	Reading [dBμV]	Level [dBμV/m]	Limit [dBμV/m]	Margin [dB]	Result	Polarity
1	5312.0275	34.81	15.58	-42.67	94.12	101.84	74.00	-27.84	Pass	Horizontal
2	5350.0000	34.85	15.92	-42.66	50.64	58.75	74.00	15.25	Pass	Horizontal

Mode:	802.11 n(HT40Mbps) Transmitting	Channel:	5310
Remark:	PK		

Test Graph

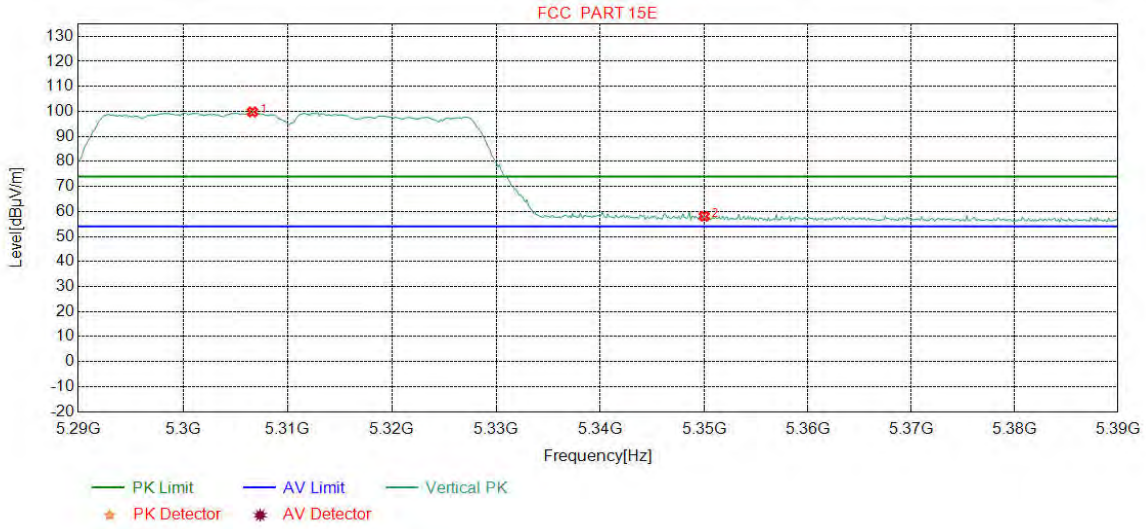

NO	Freq. [MHz]	Ant Factor [dB]	Cable loss [dB]	Pream gain [dB]	Reading [dBμV]	Level [dBμV/m]	Limit [dBμV/m]	Margin [dB]	Result	Polarity
1	5306.6458	34.81	15.53	-42.68	92.10	99.76	74.00	-25.76	Pass	Vertical
2	5350.0000	34.85	15.92	-42.66	49.98	58.09	74.00	15.91	Pass	Vertical

Mode:	802.11 n(HT40Mbps) Transmitting	Channel:	5310
Remark:	AV		

Test Graph

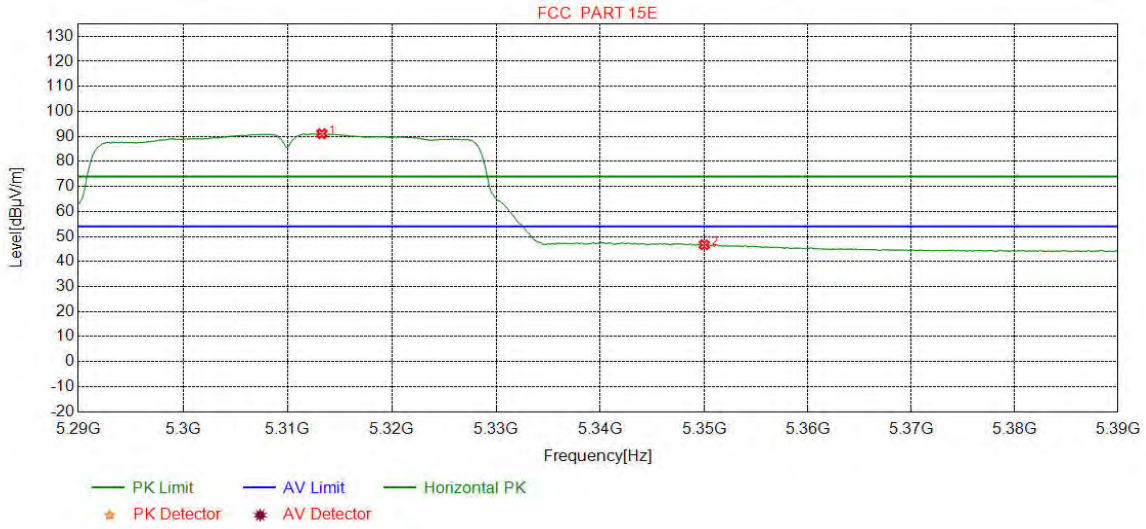

NO	Freq. [MHz]	Ant Factor [dB]	Cable loss [dB]	Pream gain [dB]	Reading [dBμV]	Level [dBμV/m]	Limit [dBμV/m]	Margin [dB]	Result	Polarity
1	5313.2791	34.81	15.59	-42.67	83.34	91.07	54.00	-37.07	Pass	Horizontal
2	5350.0000	34.85	15.92	-42.66	38.57	46.68	54.00	7.32	Pass	Horizontal

Mode:	802.11 n(HT40Mbps) Transmitting	Channel:	5310
Remark:	AV		

Test Graph

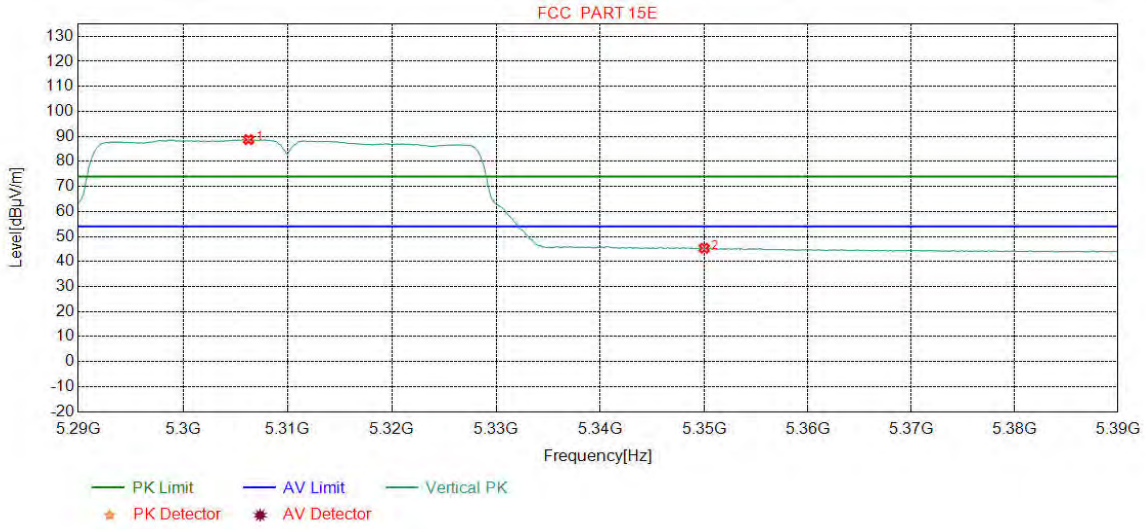

NO	Freq. [MHz]	Ant Factor [dB]	Cable loss [dB]	Pream gain [dB]	Reading [dBμV]	Level [dBμV/m]	Limit [dBμV/m]	Margin [dB]	Result	Polarity
1	5306.2703	34.81	15.53	-42.68	81.08	88.74	54.00	-34.74	Pass	Vertical
2	5350.0000	34.85	15.92	-42.66	37.21	45.32	54.00	8.68	Pass	Vertical

Mode:	802.11 ac(VHT80Mbps) Transmitting	Channel:	5290
Remark:	PK		

Test Graph

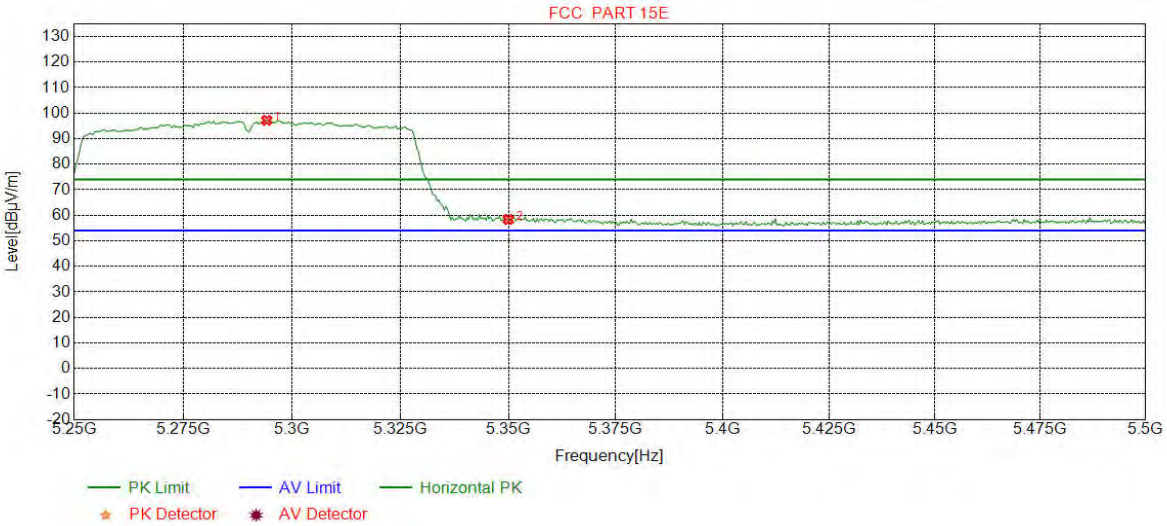

NO	Freq. [MHz]	Ant Factor [dB]	Cable loss [dB]	Pream gain [dB]	Reading [dBμV]	Level [dBμV/m]	Limit [dBμV/m]	Margin [dB]	Result	Polarity
1	5294.1176	34.79	15.46	-42.68	89.67	97.24	74.00	-23.24	Pass	Horizontal
2	5350.0000	34.85	15.92	-42.66	50.29	58.40	74.00	15.60	Pass	Horizontal

Mode:	802.11 ac(VHT80Mbps) Transmitting	Channel:	5290
Remark:	PK		

Test Graph

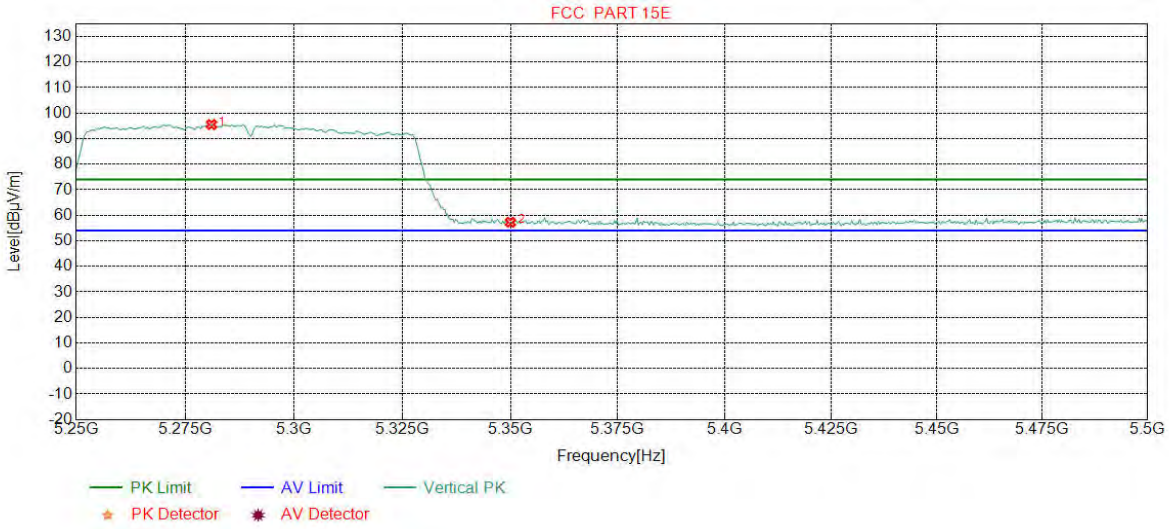

NO	Freq. [MHz]	Ant Factor [dB]	Cable loss [dB]	Pream gain [dB]	Reading [dBμV]	Level [dBμV/m]	Limit [dBμV/m]	Margin [dB]	Result	Polarity
1	5280.9762	34.78	15.42	-42.68	88.03	95.55	74.00	-21.55	Pass	Vertical
2	5350.0000	34.85	15.92	-42.66	49.19	57.30	74.00	16.70	Pass	Vertical

Mode:	802.11 ac(VHT80Mbps) Transmitting	Channel:	5290
Remark:	AV		

Test Graph

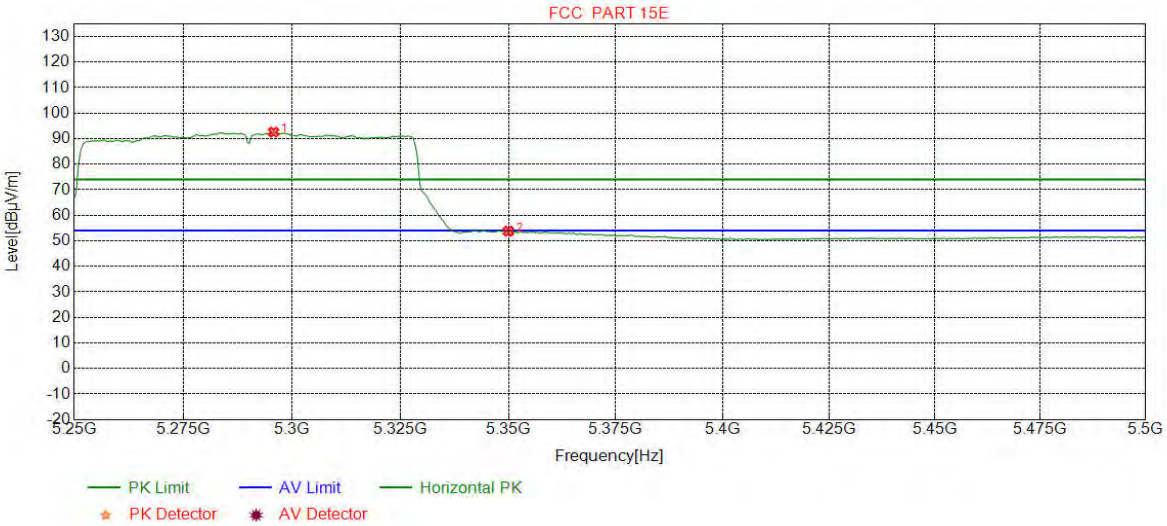

NO	Freq. [MHz]	Ant Factor [dB]	Cable loss [dB]	Pream gain [dB]	Reading [dBμV]	Level [dBμV/m]	Limit [dBμV/m]	Margin [dB]	Result	Polarity
1	5295.6821	34.80	15.46	-35.99	78.30	92.57	54.00	-38.57	Pass	Horizontal
2	5350.0000	34.85	15.92	-35.92	38.95	53.80	54.00	0.20	Pass	Horizontal

Mode:	802.11 ac(VHT80Mbps) Transmitting	Channel:	5290
Remark:	AV		

Test Graph

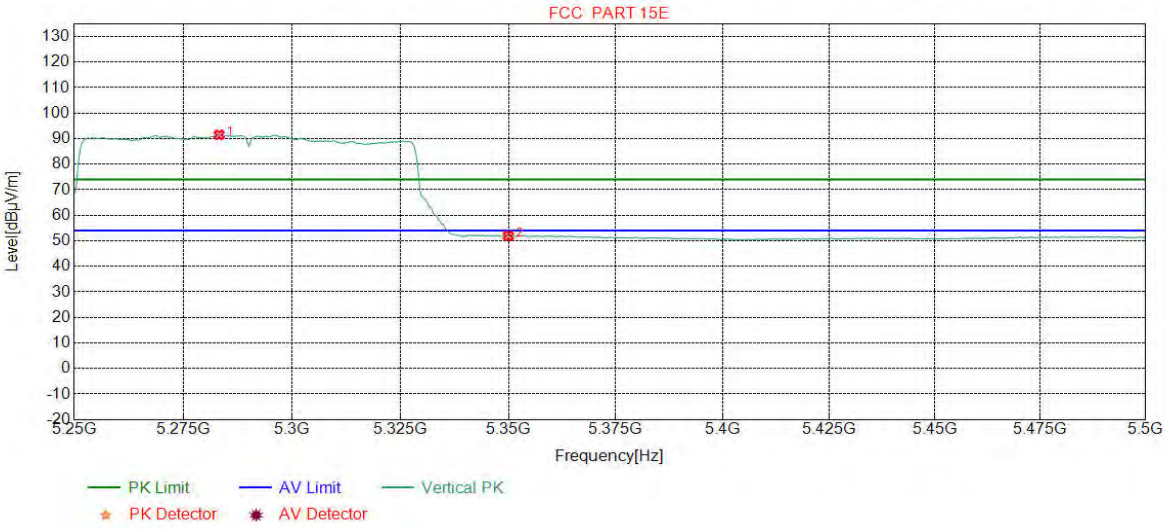

NO	Freq. [MHz]	Ant Factor [dB]	Cable loss [dB]	Pream gain [dB]	Reading [dBμV]	Level [dBμV/m]	Limit [dBμV/m]	Margin [dB]	Result	Polarity
1	5283.1665	34.78	15.43	-35.96	77.28	91.53	54.00	-37.53	Pass	Vertical
2	5350.0000	34.85	15.92	-35.92	37.08	51.93	54.00	2.07	Pass	Vertical

Mode:	802.11 a(HT20Mbps) Transmitting	Channel:	5500
Remark:	PK		

Test Graph

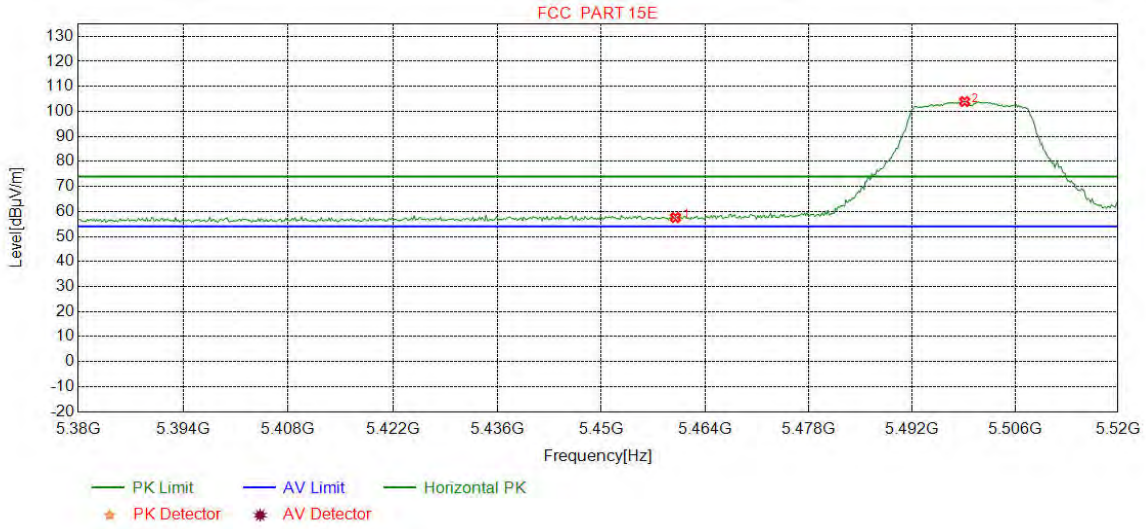

NO	Freq. [MHz]	Ant Factor [dB]	Cable loss [dB]	Pream gain [dB]	Reading [dBμV]	Level [dBμV/m]	Limit [dBμV/m]	Margin [dB]	Result	Polarity
1	5460.0000	34.96	16.02	-42.61	49.19	57.56	74.00	16.44	Pass	Horizontal
2	5499.1489	35.00	15.92	-42.60	95.62	103.94	74.00	-29.94	Pass	Horizontal

Mode:	802.11 a(HT20Mbps) Transmitting	Channel:	5500
Remark:	PK		

Test Graph

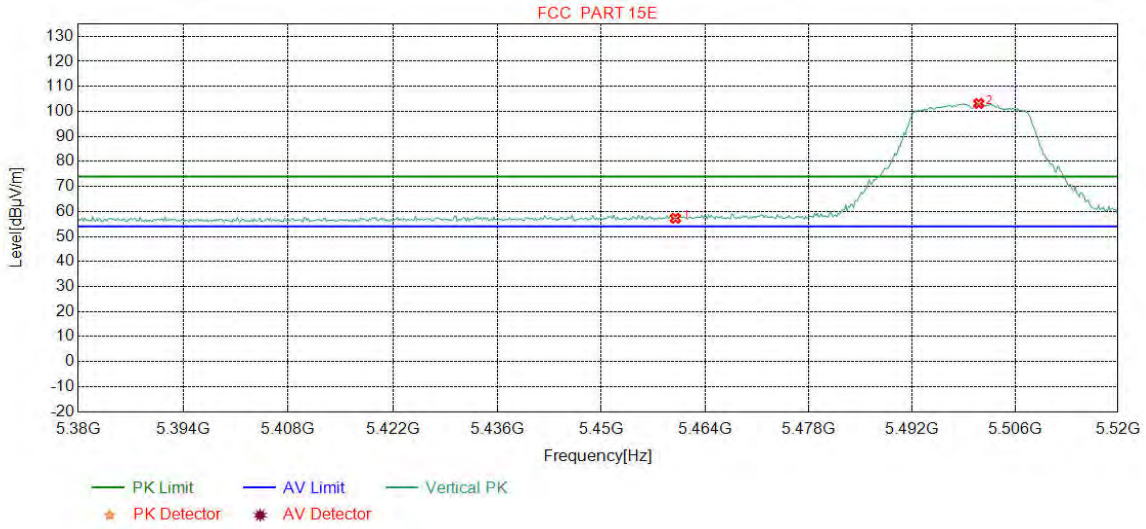

NO	Freq. [MHz]	Ant Factor [dB]	Cable loss [dB]	Pream gain [dB]	Reading [dBμV]	Level [dBμV/m]	Limit [dBμV/m]	Margin [dB]	Result	Polarity
1	5460.0000	34.96	16.02	-42.61	48.92	57.29	74.00	16.71	Pass	Vertical
2	5501.0763	35.00	15.90	-42.59	94.86	103.17	74.00	-29.17	Pass	Vertical

Mode:	802.11 a(HT20Mbps) Transmitting	Channel:	5500
Remark:	AV		

Test Graph

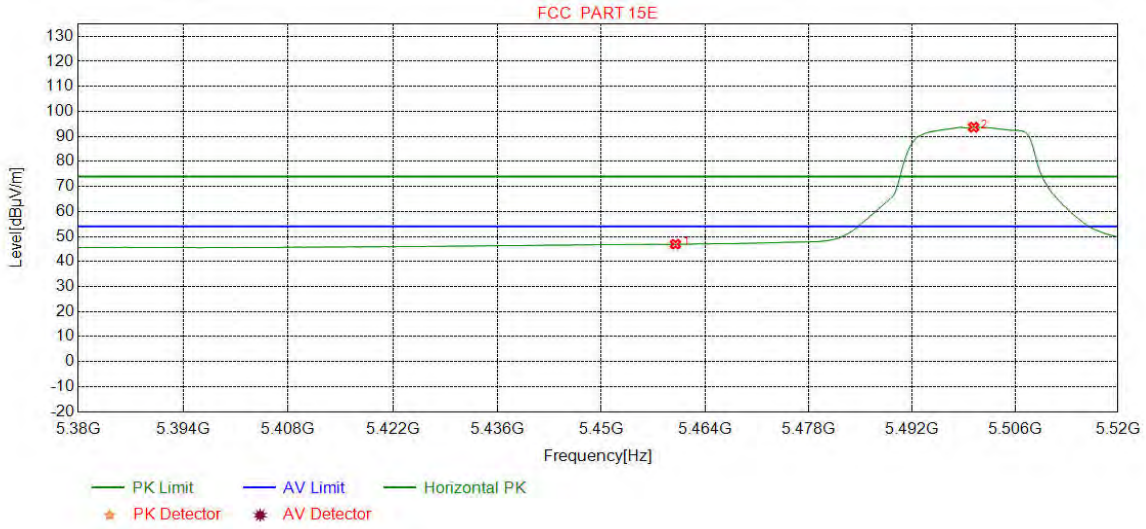

NO	Freq. [MHz]	Ant Factor [dB]	Cable loss [dB]	Pream gain [dB]	Reading [dBµV]	Level [dBµV/m]	Limit [dBµV/m]	Margin [dB]	Result	Polarity
1	5460.0000	34.96	16.02	-42.61	38.53	46.90	54.00	7.10	Pass	Horizontal
2	5500.3755	35.00	15.91	-42.60	85.36	93.67	54.00	-39.67	Pass	Horizontal

Mode:	802.11 a(HT20Mbps) Transmitting	Channel:	5500
Remark:	AV		

Test Graph

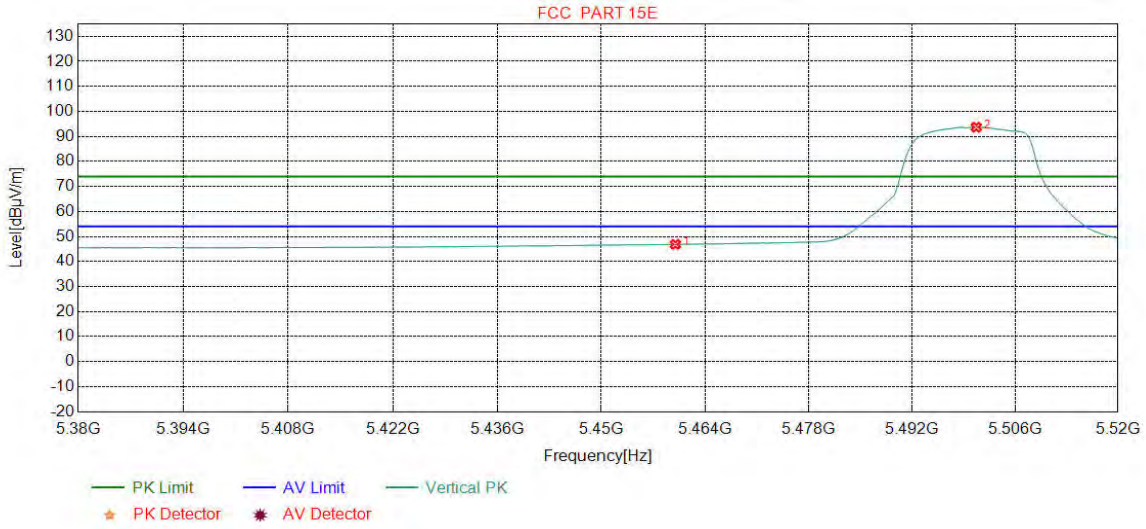

NO	Freq. [MHz]	Ant Factor [dB]	Cable loss [dB]	Pream gain [dB]	Reading [dBμV]	Level [dBμV/m]	Limit [dBμV/m]	Margin [dB]	Result	Polarity
1	5460.0000	34.96	16.02	-42.61	38.47	46.84	54.00	7.16	Pass	Vertical
2	5500.7259	35.00	15.91	-42.60	85.38	93.69	54.00	-39.69	Pass	Vertical

Mode:	802.11 n(HT20Mbps) Transmitting	Channel:	5500
Remark:	PK		

Test Graph

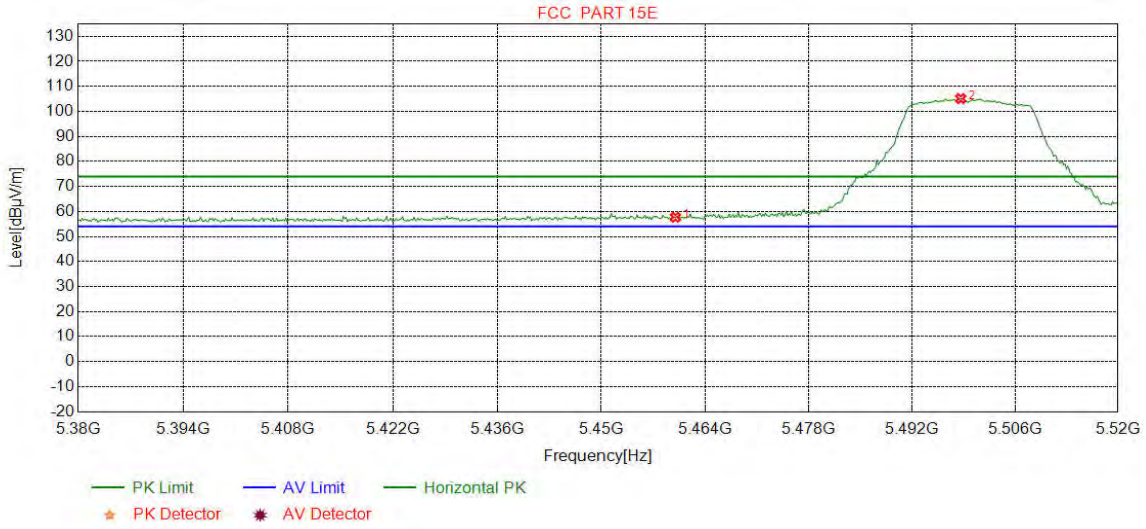

NO	Freq. [MHz]	Ant Factor [dB]	Cable loss [dB]	Pream gain [dB]	Reading [dBμV]	Level [dBμV/m]	Limit [dBμV/m]	Margin [dB]	Result	Polarity
1	5460.0000	34.96	16.02	-42.61	49.32	57.69	74.00	16.31	Pass	Horizontal
2	5498.6233	35.00	15.92	-42.60	96.81	105.13	74.00	-31.13	Pass	Horizontal

Mode:	802.11 n(HT20Mbps) Transmitting	Channel:	5500
Remark:	PK		

Test Graph

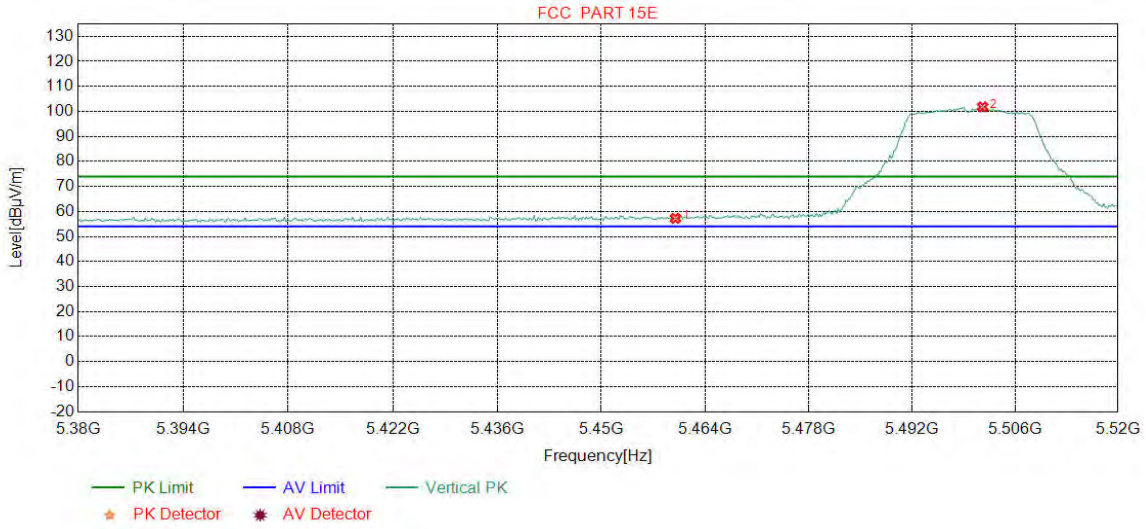

NO	Freq. [MHz]	Ant Factor [dB]	Cable loss [dB]	Pream gain [dB]	Reading [dBμV]	Level [dBμV/m]	Limit [dBμV/m]	Margin [dB]	Result	Polarity
1	5460.0000	34.96	16.02	-42.61	48.88	57.25	74.00	16.75	Pass	Vertical
2	5501.6020	35.00	15.90	-42.60	93.51	101.81	74.00	-27.81	Pass	Vertical